

Virtual transitional pain service delivered via telehealth is effective in preventing new and persistent opioid use amongst post-surgical spine patients

**Authors:**

Maryam Hussain, PhD (corresponding)  
Lucid Lane, Inc  
Affiliation: Lucid Lane, Inc  
Email: [Maryam.hussain1985@gmail.com](mailto:Maryam.hussain1985@gmail.com)

Beau Norgeot, PhD  
Lucid Lane, Inc

Ahmed Zaafran, MD  
Lucid Lane, Inc

Jessica Stark, MD  
University of Texas Health Sciences Center  
McGovern Medical School

John Caridi, MD  
University of Texas Health Sciences Center  
McGovern Medical School

Albert Fenoy, MD  
Northwell Health Feinstein Institutes for Medical Research  
Donald and Barbara Zucker School of Medicine at Hofstra/Northwell

Evan Pivalizza, MBChB  
University of Texas Health Sciences Center  
McGovern Medical School

**Abstract**

Opioid dependence is a national crisis, with 30 million patients annually at risk of becoming persistent opioid users after receiving opioids for post-surgical pain management. Translational Pain Services (TPS) demonstrate effectiveness for behavioral health improvements but its effectiveness in preventing persistent opioid use is less established, especially amongst opioid exposed patients. Prohibitive costs and accessibility challenges have hindered TPS program adoption. To address these limitations, we designed and implemented a remote telehealth TPS protocol focusing on preventing continued opioid use while improving behavioral health. Licensed therapists trained in the opioid-tapering CBT protocol delivered sessions reimbursed through standard payer reimbursement. Our prospective study evaluated the protocol's effectiveness on preventing persistent opioid use and behavioral health outcomes amongst both opioid naïve and exposed patients. In an opioid-naïve patient cohort (n=67), 100% completely tapered off opioids, while in an opioid-exposed cohort (n =19) 52% completely tapered off opioids, demonstrating promising results. In both cohorts, we observed significant improvements in behavioral health scores, including pain. This opioid-tapering digital TPS is effective, adoptable, and incurs no out-of-pocket cost for healthcare systems. We provide the opioid-tapering CBT protocol in the supplement to facilitate adoption. *Trial Registration* Impact of Daily, Digital and Behavioral Tele-health Tapering Program for Perioperative Surgical Patients Exposed to Opioids and Benzodiazepines registered at [clinicaltrials.gov](https://clinicaltrials.gov), NCT04787692. <https://clinicaltrials.gov/ct2/show/NCT04787692?term=NCT04787692&draw=2&rank=1>

Keywords: digital health; opioids; spine surgery; tapering; behavioral health; transitional pain services

## 1 Introduction

2  
3 The opioid epidemic has claimed the lives of over 500,000 people in America.<sup>1</sup> Far from affecting only a  
4 marginalized community, many patients are initially exposed to opioids after a surgical or traumatic event. This  
5 epidemic has been further accelerated by the COVID pandemic, with a 46% increase in opioid-related overdoses and  
6 13% increase in overdose-related deaths from 2019 to 2020.<sup>2</sup> There are 80 million major surgeries per year in the  
7 United States and between 49-95% of those post-surgical patients are discharged with an opioid prescription.<sup>3-6</sup> This  
8 puts approximately 30 million new Americans at an increased risk of persistent opioid use and the severe adverse  
9 events associated with it every year.<sup>7</sup> However, while there are no direct estimates to indicate how many patients  
10 receive an opioid tapering care plan, extant literature suggests that most patients are discharged with the expectation  
11 they will taper on their own.<sup>8,9</sup>

12  
13 Post-surgical pain is a major contributor to continued opioid use.<sup>10</sup> Spine surgery is associated with new and  
14 persistent opioid use, with 13% of opioid naïve patients continuing to use opioids for more than 90-days after  
15 surgery.<sup>11,12</sup> Risk of continued opioid use varies based on opioid exposure prior to surgery. As such, opioid exposed  
16 patients, or those who have been using opioids to manage pain prior to surgery, may have different postoperative  
17 pain expectations and management challenges compared to opioid naïve patients, or those who have *not* been using  
18 opioids for pain management prior to surgery.<sup>13</sup> Furthermore, opioid use is associated with poorer behavioral health  
19 outcomes (e.g., depression, anxiety, and quality of life) and increased healthcare costs.<sup>14</sup>

20  
21 In particular, opioid prescription use, misuse and side effects comprise a significant portion of postoperative health  
22 care costs, with some estimates showing that a person with continued opioid use has annual healthcare costs  
23 \$14,054–\$20,546 greater than a person who does not use opioids.<sup>15</sup> Findings from an IBM<sup>R</sup> MarketScan<sup>R</sup> insurance  
24 claims database indicate that amongst orthopedic and spine surgery patients, almost 10% have an opioid-related  
25 hospitalization and 18% have an emergency room (ER) visit within 90 days after surgery, which can account for  
26 around \$32,000 per event in healthcare costs.<sup>16</sup> Similar findings from a separate study using IBM<sup>R</sup> MarketScan<sup>R</sup>  
27 research databases support these findings.<sup>17</sup>

28  
29 Most surgical patients do not wish to be on opioid therapy,<sup>18</sup> are fearful of dependency, and want to be involved in  
30 their tapering process.<sup>19</sup> Transitional pain services (TPS) have demonstrated success in helping patients manage pain  
31 after surgery, as well as improve behavioral health outcomes.<sup>20,21</sup> However, TPS's efficacy in preventing persistent  
32 opioid use seems less established. In one study, 27% (n=19) of the patients were still using opioids three months  
33 postoperatively, with over half of this cohort (ten of the 19 patients) being opioid naïve preoperatively.<sup>20</sup> In another  
34 study, opioid tapering results were even more varied: 46% (n = 51) of opioid naïve patients had completely tapered,  
35 45% (n = 50) had reduced opioid usage, and 8% (n = 9) actually had increased their dosage within the six months  
36 after surgery. Tapering results at the six-month postoperative mark were less successful amongst opioid exposed  
37 patients: 25% (n = 35) tapered completely, 56% (n = 77) had reduced opioid usage, and 19% (n =27) had increased  
38 their dosage.<sup>21</sup> Beyond the limitations in completely tapering patients off opioids, brick-and-mortar TPS has not  
39 been widely adopted,<sup>21</sup> potentially due to cost and accessibility challenges.<sup>22,23</sup>

40  
41 Thus, to address these limitations of brick-and-mortar TPS, we designed a remote telehealth TPS protocol focusing  
42 on preventing continued opioid use while improving behavioral health. We incorporated an opioid-tapering CBT  
43 protocol as CBT has also been demonstrated to improve post-surgical pain management, behavioral health, and  
44 emotional wellbeing.<sup>25</sup> Licensed therapists trained in this new protocol digitally delivered sessions to patients, which  
45 were paid through standard payer reimbursements, effectively removing cost and accessibility hurdles. We then  
46 assessed the feasibility and effectiveness of this new TPS protocol through a dual-arm prospective study of opioid  
47 naïve and exposed patients undergoing elective spinal surgery at an academic tertiary care hospital. The primary  
48 outcomes assessed were participant engagement, opioid tapering, and self-reported pain, quality of life, anxiety, and

49 depression. We did not directly assess cost-savings, but we did track postoperative emergency room visits and  
50 hospitalizations, which are the major drivers of healthcare cost associated with the opioid epidemic.<sup>17</sup>

51

52

## 53 Results

54 After screening 298, 150 participants were enrolled. Baseline information on participants is presented in Table 1.  
55 The majority identified as female (n = 89, 59.3%). Race distribution was diverse with 59.2% identifying as White (n  
56 = 89), 20.0% African American/Black (n = 30), 19.3% as Hispanic/Latino (n = 29), and 1.3% as Other (n = 2). One  
57 hundred and one of participants were opioid naive, and 49 were opioid exposed. Opioid exposed participants had  
58 worse baseline behavioral health scores than the opioid naive group on all baseline behavioral health scores (all p <  
59 0.001) (Table 1 and Supplementary Table 1).

60

61 Of the 150 consented cohort, 66.0% of the naive and 55.0% of the exposed participants engaged with aggregate  
62 engagement of 63.0% (Figure 1). Engagement was not statistically associated with age, sex, ethnicity, or  
63 preoperative behavioral health scores (Supplementary Table 2).

64

65 There were significant differences in postoperative opioid dosages at the initial therapy session between the opioid  
66 naive versus exposed groups (26 MME vs 42 MME),  $F(1, 85) = 4.7$ ,  $p = .03$ , Cohen's  $f = .21$ . Both groups saw  
67 clinically and statistically significant reductions in dosage at their final postoperative appointment compared to  
68 postoperative baseline. The exposed group reduced MME consumption by 65.0% (avg 14 MME), with 53.0% of  
69 participants tapering completely off their postoperative opioids (0 MME). Finally, 100% of the opioid naive arm  
70 patients tapered completely off their postoperative opioids (0 MME). Opioid naive patients statistically significantly  
71 tapered 100% of postoperative opioids compared to opioid exposed patients,  $F(1, 85) = 35.0$ ,  $p < .001$ , Cohen's  $f =$   
72  $.63$ .

73

74 By the final postoperative appointment, both groups had statistically and clinically significant improvements in all  
75 behavioral health metrics from initial postoperative scores, which are presented as median with interquartile range  
76 (IQR). The opioid naive arm (Figure 2) had 43.7% improvement in pain (baseline VAS = 5.5, IQR = 4.3; final  
77 VAS = 3.0, IQR = 2.0), 17.5% improvement in QoL (baseline EQ5D5L = 67.8, IQR = 27.5; final EQ5D5L = 77.5,  
78 IQR = 13.6), 6.3% improvement in functioning (baseline GAF = 75.0, IQR = 15.0; final GAF = 85.0, IQR = 9.0),  
79 27.0% improvement in common symptoms (baseline ESAS = 26.0, IQR = 16.0; final ESAS = 20.0, IQR = 23.0),  
80 66.7% improvement in anxiety (baseline GAD7 = 3.0, IQR = 6.0; final GAD7 = 0.0, IQR = 3.0), and 72.7%  
81 improvement in depression (baseline PHQ9 = 4.0, IQR = 8.0; final PHQ9 = 0.0, IQR = 4.0). See Supplementary  
82 Table 3 for Wilcoxon signed rank test statistics.

83

84 The opioid exposed arm (Figure 3) had 33.3% improvement in pain (baseline VAS = 6.0, IQR = 5.0; final VAS =  
85 4.0, IQR = 2.0), 100.0% improvement in QoL (baseline EQ5D5L = 44.0, IQR = 58.3; final EQ5D5L = 79.6, IQR =  
86 19.4), 9.4% improvement in functioning (baseline GAF = 72.0, IQR = 12.0; final GAF = 80.0, IQR = 15.0), 34.6%  
87 improvement in common symptoms (baseline ESAS = 33.0, IQR = 5.0; final ESAS = 21.0, IQR = 25.5), 82.1%  
88 improvement in anxiety (baseline GAD7 = 9.5, IQR = 12.0; final GAD7 = 2.0, IQR = 4.0), and 57.3%  
89 improvement in depression (baseline PHQ9 = 11.5, IQR = 11.5; final PHQ9 = 3.0, IQR = 5.5). See Supplementary  
90 Table 4 for Wilcoxon signed rank test statistics.

91

92 There were no high-cost healthcare utilization events, particularly postoperative ER visits and/or re-hospitalizations,  
93 observed for any patient in either opioid naive or exposed groups (Table 2).

94

## 95 Discussion

96

97 In this feasibility trial of 150 participants undergoing elective spine surgery who were enrolled into a virtual TPS  
98 with goals of opioid tapering and postoperative pain management facilitated through CBT delivered through a  
99 telehealth platform, we found that: i) engagement was high, ii) tapering to zero MMEs was achievable by all naive  
100 patients and most opioid exposed participants, iii) pain and other behavioral health scores improved significantly,  
101 and iv) no high-cost healthcare utilizations occurred, such as ER visits or rehospitalizations. Baseline socio-  
102 demographic, economic or clinical variables were not associated with any of the primary study outcomes. These  
103 results indicate that TPS facilitated by CBT-focused opioid tapering can be implemented virtually through telehealth  
104 with measurable benefits to postoperative patients.

105  
106 Study engagement, defined as attendance in one or more post-surgical CBT-TPS sessions, was over 60% which is  
107 considerably higher than 20-40% reported engagement for telehealth studies among spine surgery patients.<sup>33,34</sup> Of  
108 patients within the TPS at Toronto General Hospital, 41.3% engaged with the Manage My Pain mobile health  
109 platform.<sup>35</sup> The higher levels of engagement seen in our study may be due to the structured nature of the program,  
110 which included clear preoperative expectation about the patient journey and explicit communication of opioid  
111 tapering as the goal defined by the CBT-focused protocol.

112  
113 Approximately 13% of orthopedic spine surgery patients develop new persistent opioid use,<sup>12</sup> making it a common  
114 post-surgical complication. Existing studies indicate that compared to preoperative use, 33% of opioid exposed  
115 patients increase, 33% decrease and 33% remain at the same MME postoperatively over a 12-month period.<sup>36</sup> In our  
116 study, no participant increased their postoperative MME dosage. All engaged opioid naive participants (n = 67)  
117 tapered 100% off their postoperative opioids within 90 days (0 MME). These results compare favorably to an in-  
118 person TPS study in which, six months after surgery, only 46% (n = 51) of the opioid naive cohort tapered  
119 completely, and 8% (n = 9) actually increased their opioid usage.<sup>21</sup> Seventy-four percent of opioid exposed  
120 participants reduced postoperative opioid MME by at least 50%. Interestingly, over half (53%) of exposed  
121 participants reduced their postoperative MME by 100%, thereby completely tapering off the opioid. These results  
122 also stand out in comparison to an in-person TPS study in which, six months after surgery, 25% (n = 35) of opioid  
123 exposed patients had completely tapered off their postoperative opioids, and 19% (n = 27) increased their opioid  
124 usage.<sup>21</sup>

125  
126 Opioids are often prescribed for postoperative analgesia. While the tapering results presented here are notable, it is  
127 unclear how they alone impact patients' quality of life. We observed clinically and statistically significant  
128 improvements across all behavioral health symptoms, including depression, anxiety, QoL, and pain amongst both  
129 naive and exposed arms. These results are particularly important when viewed within the context of in-person TPS  
130 that did not utilize a CBT-focused protocol. While our study does not have matching inclusion criteria to the in-  
131 person TPS study at Toronto General Hospital, some comparison is warranted. Participants in our CBT-guided vTPS  
132 study experienced twice the improvement in pain symptoms, 5 times the reduction in depression, and 10 times the  
133 reduction in anxiety as was reported for patients in the landmark TPS study.<sup>37</sup>

134  
135 The estimated economic costs of the US opioid epidemic topped \$1 trillion in 2017.<sup>38</sup> The largest drivers of direct  
136 healthcare costs associated with post-surgical opioid use are ER visits and re-hospitalizations, with these events  
137 occurring at a rate of over 400 per thousand patients (see Table 3).<sup>17</sup> The fact that zero events occurred for any of the  
138 96 patients completed this study is a promising indication that successful tapering while improving behavioral health  
139 could also potentially result in lower healthcare cost and utilization.<sup>36</sup>

140  
141 While the results presented here are encouraging, the study has several limitations. The percentage of opioid  
142 exposed participants that completed the study was low. Patients with a history of opioid use for chronic pain are at  
143 risk of other surgical complications,<sup>39</sup> and we saw several of these participants needing to leave the study because  
144 they required additional spine surgeries. While the outcomes observed here for exposed participants were  
145 statistically significant, a larger opioid exposed study size is needed in the future, including direct measures of the

146 cost of implementing a program and subsequent economic benefit. The study was designed to test the feasibility of  
147 vTPS with greater incorporation of CBT-focused opioid tapering, so randomization was not used. Thus, we were  
148 unable to isolate the effect of improved pain and behavioral health over time in a non-therapy group. Further  
149 randomized studies are needed to evaluate vTPS over existing standards of care, although these promising findings  
150 may lead to ethical considerations if participants are required to be randomized to no therapy.

151  
152 In summary, this study explored the feasibility of implementing a virtual TPS in a dual arm prospective trial of 150  
153 opioid naive and opioid exposed participants from diverse backgrounds undergoing spinal surgery. Engagement was  
154 high, most participants tapered completely off opioids within 3 months regardless of study arm. Pain and behavioral  
155 health scores improved clinically, as well as statistically, and no high-cost opioid-related healthcare utilization  
156 events occurred. While traditional TPS programs are known to be effective for behavioral health, they may have  
157 limitations to greatly reduce postoperative opioid use and may be costly to implement. The evidence from this study  
158 indicates that a virtual TPS can offer significant health benefits while preventing new and persistent opioid use, and  
159 would likely be feasible for most hospitals to adopt.

## 160 161 **Methods**

162  
163 The Committee for the Protection of Human Subjects at the University of Texas Health Science Center Houston  
164 (IRB NUMBER: HSC-MS-20-0549) approved the study. All participants gave verbal and written consent to  
165 participate. The study was registered at [clinicaltrials.gov](https://clinicaltrials.gov), identifier NCT04787692. De-identified data will be  
166 provided upon request.

167  
168 **Outcome measures** The primary outcomes were engagement with the CBT program after surgery, opioid tapering  
169 and improvements in behavioral health. We defined engagement as the participants attending at least one session  
170 with their assigned therapist after surgery.

171  
172 We assessed opioid tapering by percent reduction from postoperatively prescribed opioids, which were standardized  
173 to morphine milligram equivalents (MME). For opioid naive participants, opioid tapering was assessed within 90  
174 days after surgery and for opioid exposed participants, opioid taper was assessed within 180 days after surgery.

175  
176 Participants reported pain, quality of life, functioning, general health symptoms, and anxiety and depression  
177 symptoms. We utilized validated, reliable survey instruments to assess these measures of behavioral health (See  
178 Supplementary Figure 1).

## 179 180 181 **Study Procedures**

182  
183 We recruited adult patients (aged 18 years or older) scheduled for elective orthopedic or neurosurgical spine surgery  
184 from the Anesthesia Preoperative Clinic at Memorial Hermann Hospital in the Texas Medical Center, the teaching  
185 facility associated with McGovern Medical School at UTHealth-Houston. Eligibility inclusion and exclusion criteria  
186 are shown in Supplementary Figure 2. After consent, the pre-surgery session was performed with collection of  
187 participants self-reported sociodemographic information and behavioral health surveys. Information regarding  
188 opioid exposure was cross referenced from the medical record.

189  
190 At the time of study initiation, state mandated, COVID-19 hospital restrictions were implemented which led to  
191 interruption of scheduled elective surgery. In addition, for several periods, the pre-operative clinic functioned  
192 virtually with no in-patient visits. During these times, surgical co-investigators mentioned the study to subjects in  
193 preoperative visits and presented study details to subjects after arrival for their scheduled procedure by members of  
194 the research team. If the patient consented, enrollment and study procedures took place in a private room in the day



195 surgery unit. Despite these unforeseen restrictions, study procedures continued as elective surgery was scheduled,  
196 and screening and enrollment resumed in-person once the pre-operative assessment clinic was opened.

197  
198 Participants were scheduled for their initial therapy session, which was within seven days of discharge from the  
199 hospital, at the pre-operative screening. Therapy sessions occurred via HIPAA-compliant audio/video-calling  
200 platform, through a single-use link. Licensed therapists at Lucid Lane provided therapy services. Lucid Lane (Palo  
201 Alto, CA) is a telehealth company that focuses on administering CBT-facilitated tapering virtually (i.e., through  
202 HIPAA-compliant audio/video platforms) to perioperative patients, as well as other pain or general mental health  
203 patients. For the study, opioid naïve participants received one one-hour session weekly for up to four weeks, to be  
204 used consecutively, after which they received a 90-day postoperative follow-up. At the first and last therapy sessions  
205 and at the follow-up, therapists asked participants to complete the behavioral health surveys and opioid use details  
206 (i.e., dosage and frequency of use). Therapists also tracked self-reported high-cost healthcare utilization events such  
207 as ER visits and re-hospitalizations. Opioid exposed participants received one one-hour session weekly for up to 26  
208 weeks (180 days), to be used consecutively. If the patient dropped off weekly sessions prior to 26 weeks, the  
209 therapist conducted follow-up at 30-, 90- or 180-days post-operatively, depending on when the participants stopped  
210 attending therapy sessions. Participants were automatically removed from therapy sessions if they missed or could  
211 not be contacted for three consecutive appointments. There was no charge to participants for the therapy services.

212  
213 A series of power analyses to compute achievable power were run using the Monte Carlo procedure in MPlus.<sup>28,29</sup>  
214 We included variances based on preliminary data from existing Lucid Lane patients (rep corr = 0.3 to 0.5) and a  
215 nonsphericity correction  $\epsilon = .5$ , such that  $1/[\text{repetitions}-1]$ , while holding all other parameters constant. Due to high  
216 attrition rates (between 25 and 50%) from psychological interventions targeting treatment of opioid use,<sup>30</sup> we  
217 sought to consent  $n = 150$  subjects, with anticipated subject fall-out of the postoperative therapy sessions, to detect  
218 medium effects ( $f = 0.25$ ,  $\alpha = 0.05$ ). We conducted post-hoc sensitivity power analyses to identify power and  
219 detectable effect size based on the attrition samples. Based on a sample size  $n = 67$  (opioid naïve), analyses indicated  
220 80% power to detect at least small-to-medium effects ( $d = .30$ ,  $\alpha = 0.05$ ), and for  $n = 19$  (opioid exposed), 80%  
221 power to detect at least medium-to-large effects ( $d = .59$ ,  $\alpha = 0.05$ ).

222  
223 Lucid Lane therapists collected therapy data, with surgical and anesthesiology investigators blinded from these  
224 findings. We used IBM SPSS v 27 (Armonk, NY) to analyze: i) descriptive statistics, used for participants  
225 sociodemographic, pre-surgery and post-surgery behavioral health characteristics, ii) odds-ratio analyses, used to  
226 determine probability of engaging based on pre-surgery characteristics, iii) analysis of variance (ANOVA), used to  
227 determine differences in preoperative behavioral health scores based on opioid group (naïve vs exposed), iv) odds-  
228 ratio analyses, used to determine probability of meeting tapering goal based on pre-surgery characteristics and  
229 behavioral health, and v) Wilcoxon signed rank tests, used to determine changes in behavioral health from the first  
230 session to the final session. We report median values with interquartile ranges, which is best practice for clinical trial  
231 data that are skewed and cannot be normalized.<sup>31,32</sup>

232  
233 We preserved participant confidentiality by storing paper informed consent forms and pre-surgical survey  
234 instruments in a locked office in the medical school building of the study PI. Furthermore, all electronic data were  
235 maintained on a HIPAA-compliant BOX folder.

236  
237  
238  
239

- 240 1. Death Rate Maps & Graphs | Drug Overdose | CDC Injury Center. CDC. Published October 7, 2022. Accessed  
241 December 1, 2022. <https://www.cdc.gov/drugoverdose/deaths/index.html>
- 242 2. Manchikanti L, Vanaparthi R, Atluri S, Sachdeva H, Kaye AD, Hirsch JA. COVID-19 and the Opioid  
243 Epidemic: Two Public Health Emergencies That Intersect With Chronic Pain. *Pain Ther.* 2021;10(1):269-286.  
244 doi:10.1007/s40122-021-00243-2
- 245 3. Hall MJ, Schwartzman A, Zhang J, Liu X. Ambulatory Surgery Data From Hospitals and Ambulatory Surgery  
246 Centers: United States, 2010. *Natl Health Stat Rep.* 2017;(102):1-15.
- 247 4. NQF: NQF-Endorsed Measures for Surgical Procedures. Accessed December 1, 2022.  
248 [https://www.qualityforum.org/Publications/2015/02/NQF-Endorsed\\_Measures\\_for\\_Surgical\\_Procedures.aspx](https://www.qualityforum.org/Publications/2015/02/NQF-Endorsed_Measures_for_Surgical_Procedures.aspx)
- 249 5. Bartels K, Mayes LM, Dingmann C, Bullard KJ, Hopfer CJ, Binswanger IA. Opioid Use and Storage Patterns  
250 by Patients after Hospital Discharge following Surgery. *PLOS ONE.* 2016;11(1):e0147972.  
251 doi:10.1371/journal.pone.0147972
- 252 6. Nooromid MJ, Blay E, Holl JL, et al. Discharge prescription patterns of opioid and nonopioid analgesics after  
253 common surgical procedures. *Pain Rep.* 2018;3(1):e637. doi:10.1097/PR9.0000000000000637
- 254 7. Jain N, Phillips FM, Weaver T, Khan SN. Preoperative Chronic Opioid Therapy: A Risk Factor for  
255 Complications, Readmission, Continued Opioid Use and Increased Costs After One- and Two-Level Posterior  
256 Lumbar Fusion. *Spine.* 2018;43(19):1331-1338. doi:10.1097/BRS.0000000000002609
- 257 8. Uhrbrand P, Phillipsen A, Rasmussen MM, Nikolajsen L. Opioid tapering after spine surgery: Protocol for a  
258 randomized controlled trial. *Acta Anaesthesiol Scand.* 2020;64(7):1021-1024. doi:10.1111/aas.13576
- 259 9. Vincent S, Paskey T, Critchlow E, et al. Prospective Randomized Study Examining Preoperative Opioid  
260 Counseling on Postoperative Opioid Consumption after Upper Extremity Surgery. *HAND.* 2022;17(2):200-205.  
261 doi:10.1177/1558944720919936
- 262 10. Dahlhamer J, Lucas J, Zelaya, C, et al. Prevalence of Chronic Pain and High-Impact Chronic Pain Among  
263 Adults — United States, 2016. *Morb Mortal Wkly Rep.* 2018;67(36):1001-1006.  
264 doi:10.15585/mmwr.mm6736a2
- 265 11. Brummett CM, Waljee JF, Goesling J, et al. New Persistent Opioid Use After Minor and Major Surgical  
266 Procedures in US Adults. *JAMA Surg.* 2017;152(6):e170504. doi:10.1001/jamasurg.2017.0504
- 267 12. Deyo RA, Hallvik SE, Hildebran C, et al. Use of Prescription Opioids before and After an Operation for  
268 Chronic Pain (Lumbar Fusion Surgery). *Pain.* 2018;159(6):1147-1154. doi:10.1097/j.pain.0000000000001202
- 269 13. Macintyre PE, Roberts LJ, Huxtable CA. Management of Opioid-Tolerant Patients with Acute Pain:  
270 Approaching the Challenges. *Drugs.* 2020;80(1):9-21. doi:10.1007/s40265-019-01236-4
- 271 14. Jacobs CA, Hawk GS, Jochimsen KN, et al. Depression and Anxiety Are Associated With Increased Health  
272 Care Costs and Opioid Use for Patients With Femoroacetabular Impingement Undergoing Hip Arthroscopy:  
273 Analysis of a Claims Database. *Arthrosc J Arthrosc Relat Surg.* 2020;36(3):745-750.  
274 doi:10.1016/j.arthro.2019.09.048
- 275 15. Meyer R, Patel AM, Rattana SK, Quock TP, Mody SH. Prescription Opioid Abuse: A Literature Review of the  
276 Clinical and Economic Burden in the United States. *Popul Health Manag.* 2014;17(6):372-387.  
277 doi:10.1089/pop.2013.0098

- 278 16. Hussain M, Norgeot B, Zaafran A, Pivalizza E. Using a telehealth tapering platform can save opioid use and  
279 opioid-related hospitalization costs after spine surgery. Presented at: American Society of Regional Anesthesia  
280 and Pain Medicine; November 17, 2022; Orlando, FL.
- 281 17. Brummett CM, Evans-Shields J, England C, et al. Increased health care costs associated with new persistent  
282 opioid use after major surgery in opioid-naive patients. *J Manag Care Spec Pharm*. 2021;27(6):760-771.  
283 doi:10.18553/jmcp.2021.20507
- 284 18. van Dijk JFM, Kappen TH, Schuurmans MJ, van Wijck AJM. The Relation Between Patients' NRS Pain  
285 Scores and Their Desire for Additional Opioids after Surgery. *Pain Pract*. 2015;15(7):604-609.  
286 doi:10.1111/papr.12217
- 287 19. Uhrbrand P, Phillipsen A, Dreyer P, Nikolajsen L. Opioid tapering after surgery: a qualitative study of patients'  
288 experiences. *Scand J Pain*. 2020;20(3):555-563. doi:10.1515/sjpain-2019-0168
- 289 20. Huang A, Azam A, Segal S, et al. Chronic postsurgical pain and persistent opioid use following surgery: the  
290 need for a transitional pain service. *Pain Manag*. 2016;6(5):435-443. doi:10.2217/pmt-2016-0004
- 291 21. Katz J, Weinrib AZ, Clarke H. Chronic postsurgical pain: From risk factor identification to multidisciplinary  
292 management at the Toronto General Hospital Transitional Pain Service. *Can J Pain*. 2019;3(2):49-58.  
293 doi:10.1080/24740527.2019.1574537
- 294 22. Rosenquist RW, Mariano ER. The Future of Pain Medicine. *ASA Monit*. 2021;85(S10):35-37.  
295 doi:10.1097/01.ASM.0000795180.24248.c5
- 296 23. Sun EC, Mariano ER, Narouze S, et al. Making a business plan for starting a transitional pain service within the  
297 US healthcare system. *Reg Anesth Pain Med*. 2021;46(8):727-731. doi:10.1136/rapm-2021-102669
- 298 24. Weinrib AZ, Burns LC, Mu A, et al. A case report on the treatment of complex chronic pain and opioid  
299 dependence by a multidisciplinary transitional pain service using the ACT Matrix and buprenorphine/naloxone.  
300 *J Pain Res*. 2017;10:747-755. doi:10.2147/JPR.S124566
- 301 25. McCracken LM, Turk DC. Behavioral and Cognitive–Behavioral Treatment for Chronic Pain: Outcome,  
302 Predictors of Outcome, and Treatment Process. *Spine*. 2002;27(22):2564.
- 303 26. Murphy R, Calugi S, Cooper Z, Grave RD. Challenges and opportunities for enhanced cognitive behaviour  
304 therapy (CBT-E) in light of COVID-19. *Cogn Behav Ther*. 2020;13:e14. doi:10.1017/S1754470X20000161
- 305 27. Dario AB, Moreti Cabral A, Almeida L, et al. Effectiveness of telehealth-based interventions in the  
306 management of non-specific low back pain: a systematic review with meta-analysis. *Spine J*. 2017;17(9):1342-  
307 1351. doi:10.1016/j.spinee.2017.04.008
- 308 28. Bolger N, Laurenceau JP. *Intensive Longitudinal Methods: An Introduction to Diary and Experience Sampling*  
309 *Research*. Guilford Press; 2013:xv, 256.
- 310 29. Muthen LK, Muthen BO. Mplus user guide Ver\_7\_r6\_web.pdf. Mplus: Statistical Analysis with Latent  
311 Variables. Published 2017. Accessed January 4, 2023.  
312 [https://www.statmodel.com/download/usersguide/Mplus%20user%20guide%20Ver\\_7\\_r6\\_web.pdf](https://www.statmodel.com/download/usersguide/Mplus%20user%20guide%20Ver_7_r6_web.pdf)
- 313 30. Brown AR. A Systematic Review of Psychosocial Interventions in Treatment of Opioid Addiction. *J Soc Work*  
314 *Pract Addict*. 2018;18(3):249-269. doi:10.1080/1533256X.2018.1485574
- 315 31. Ou FS, Le-Rademacher JG, Ballman KV, Adjei AA, Mandrekar SJ. Guidelines for Statistical Reporting in  
316 Medical Journals. *J Thorac Oncol*. 2020;15(11):1722-1726. doi:10.1016/j.jtho.2020.08.019



- 317 32. Charan J, Saxena D. Suggested statistical reporting guidelines for clinical trials data. *Indian J Psychol Med.*  
318 2012;34(1):25-29.
- 319 33. Gannon J, Atkinson JH, Chircop-Rollick T, et al. Telehealth Therapy Effects of Nurses and Mental Health  
320 Professionals From 2 Randomized Controlled Trials for Chronic Back Pain. *Clin J Pain.* 2019;35(4):295-303.  
321 doi:10.1097/AJP.0000000000000678
- 322 34. Fernandes LG, Devan H, Kamper SJ, Williams CM, Saragiotto BT. Enablers and barriers of people with  
323 chronic musculoskeletal pain for engaging in telehealth interventions: protocol for a qualitative systematic  
324 review and meta-synthesis. *Syst Rev.* 2020;9(1):122. doi:10.1186/s13643-020-01390-x
- 325 35. Slepian PM, Peng M, Janmohamed T, et al. Engagement with Manage My Pain mobile health application  
326 among patients at the Transitional Pain Service. *Digit Health.* 2020;6:2055207620962297.  
327 doi:10.1177/2055207620962297
- 328 36. Rishel CA, Angst MS, Sun EC. Preoperative Opioid Utilization Patterns and Postoperative Opioid Utilization:  
329 A Retrospective Cohort Study. *Anesthesiology.* 2021;135(6):1015-1026. doi:10.1097/ALN.0000000000004026
- 330 37. Abid Azam M, Weinrib AZ, Montbriand J, et al. Acceptance and Commitment Therapy to manage pain and  
331 opioid use after major surgery: Preliminary outcomes from the Toronto General Hospital Transitional Pain  
332 Service. *Can J Pain.* 2017;1(1):37-49. doi:10.1080/24740527.2017.1325317
- 333 38. Kuehn BM. Massive Costs of the US Opioid Epidemic in Lives and Dollars. *JAMA.* 2021;325(20):2040.  
334 doi:10.1001/jama.2021.7464
- 335 39. Yerneni K, Nichols N, Abecassis ZA, Karras CL, Tan LA. Preoperative Opioid Use and Clinical Outcomes in  
336 Spine Surgery: A Systematic Review. *Neurosurgery.* 2020;86(6):E490. doi:10.1093/neuros/nyaa050
- 337
- 338
- 339
- 340
- 341
- 342
- 343

344 **Author Contributions**

345 MH: Lucid Lane PI, biostatistician, lead author, study design, administration of the study protocol, data maintenance  
346 and management, data analysis, initial complete manuscript draft, manuscript editing/reviewing.

347 BN: co-author, literature review, writing contributions to major sections of manuscript, manuscript feedback,  
348 editing/reviewing.

349 AZ: co-author, study design, manuscript feedback.

350 JS: co-author, access to resources/materials, manuscript feedback.

351 JC: co-author, access to resources/materials, manuscript feedback.

352 AF: co-author, access to resources/materials, manuscript feedback.

353 EP: UT Houston PI, study design, administration of the study protocol, access to resources/materials, manuscript  
354 feedback.

355

356 **Data Availability Statement**

357 All data will be made available upon publication. It will be available in deidentified format.

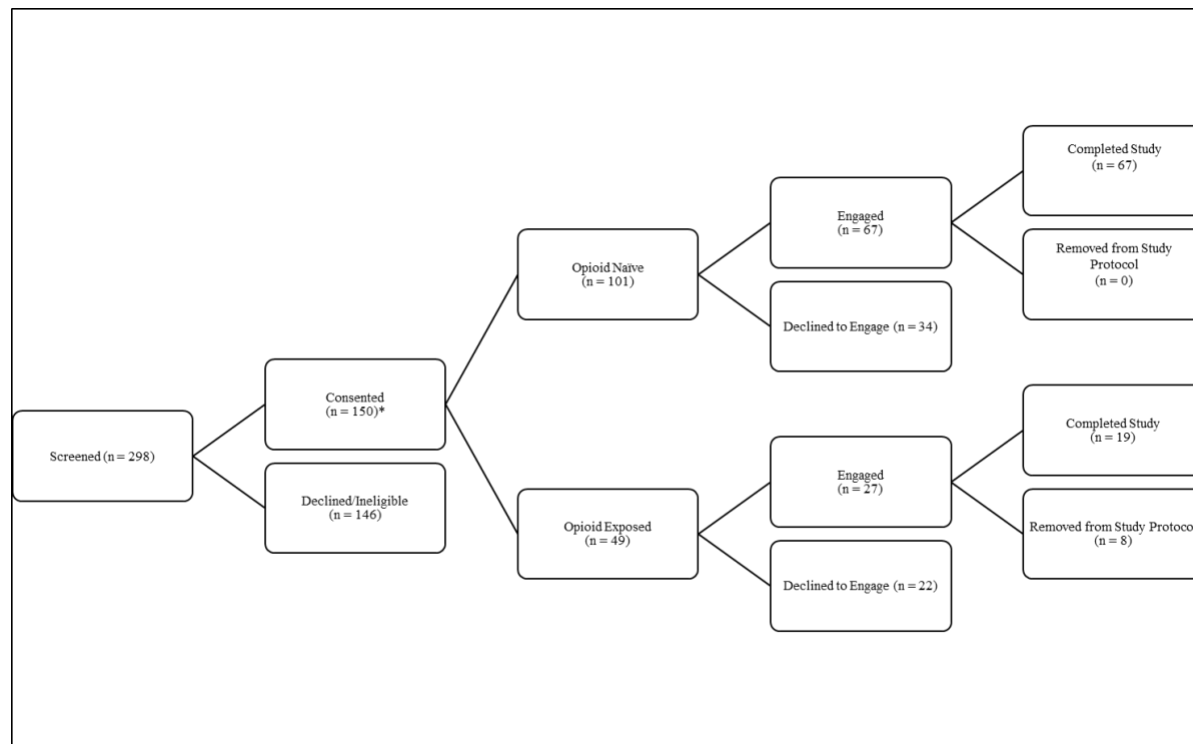
358

359 **Competing Interests Statement**

360 MH is a salaried employee of Lucid Lane, Inc., has stock options in Lucid Lane, Inc., and has received conference  
361 travel support from Lucid Lane, Inc. BN is a salaried employee of Lucid Lane, Inc. and Anthem, Inc., has stock  
362 options in Lucid Lane, Inc. and Anthem, Inc., and has patents planned from Lucid Lane, Inc. and Anthem, Inc. AZ is  
363 a salaried employee of Lucid Lane, Inc., and Lucid Lane Providers, P.C., has received travel support from Lucid  
364 Lane, Inc., is on the leadership board of Lucid Lane and Board of Directors, and is on the Advisory Board of the  
365 American Festival for Thy Arts. JS has no competing interests. JC has received teaching payment from Stryker  
366 Spine. AF has grant support from NIH NINDS R01 #NS113893, and participates on the Data Safety Monitoring  
367 Board/Advisory Board of Medtronic. EP served as President for the Texas Society of Anesthesiologists, and serves  
368 as a Medical Consultant with future stock options at Lucid Lane, Inc.

369

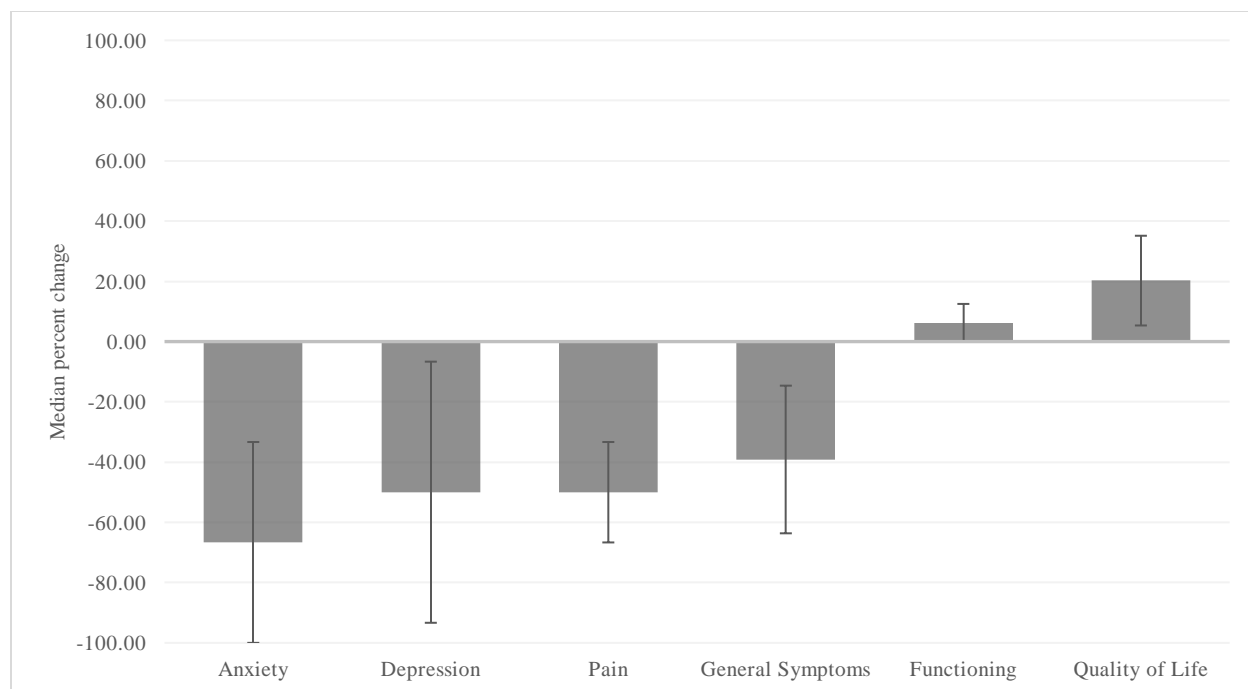
370 **Figures**  
371



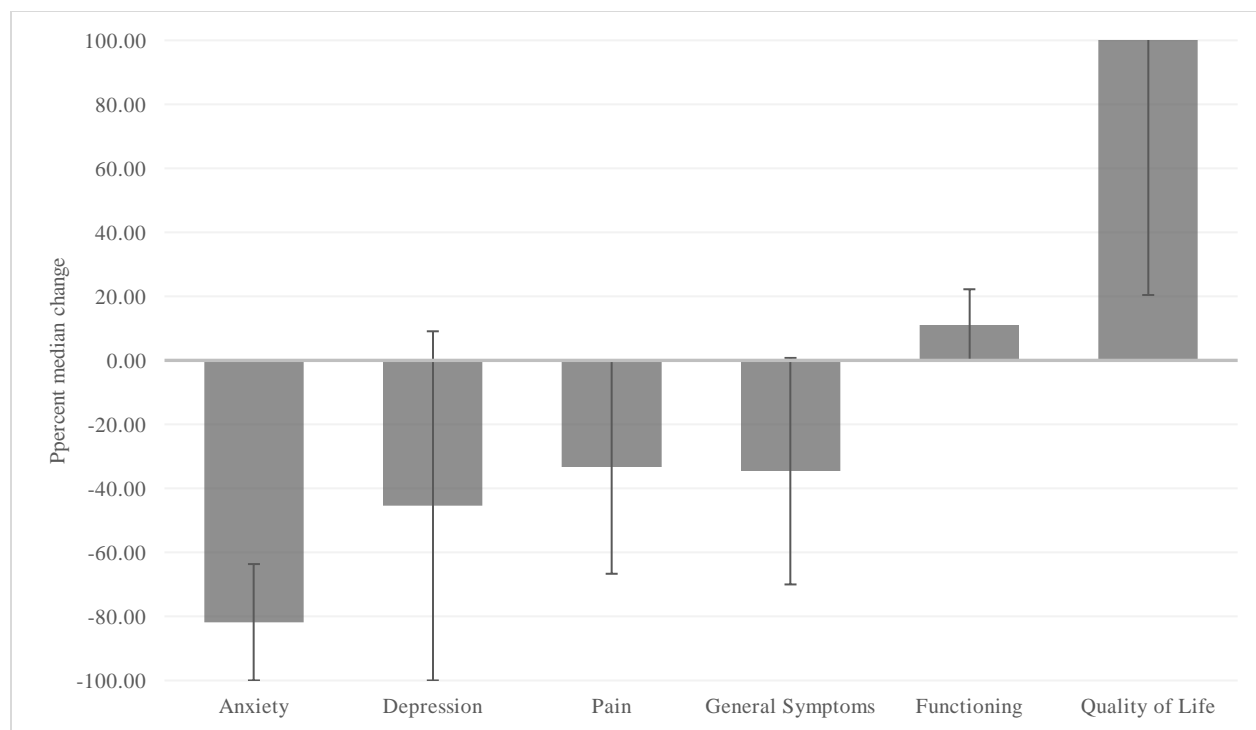
372  
373 **Figure 1. CONSORT Diagram**

374 \* n = 152 consented; however, n = 2 were promptly removed from consent procedures due to cancellation of  
375 surgical procedure

376  
377  
378  
379  
380



381  
382 **Figure 2. Behavioral health changes within 90-days for the opioid naive arm**  
383 *Note.* Reduced scores in anxiety, depression, pain, and general symptoms indicate improvement. Increased scores in  
384 functioning and quality of life indicate improvement. All behavioral health median changes were statistically  
385 significantly different from the first appointment to the final appointment ( $p < .001$ ).  
386



387

388

389

390

**Figure 3. Behavioral health changes with statistical significance for the Opioid Exposed Arm**

391

*Note.* Reduced scores in anxiety, depression, pain, and general symptoms indicate improvement. Increased scores in

392

functioning and quality of life indicate improvement. All behavioral health changes were statistically significantly

393

different from the first appointment to the final appointment ( $p < .05$ ).

394



395 **Tables**

396

397 **Table 1. Patient Preoperative Characteristics**

Characteristic	n	Mean (SD) or %
Age (years)		56.6 (12.8)
Sex		
Male	62	41.3%
Female	88	58.7%
Other	0	0.0%
Ethnicity		
Black/African American	30	20.0%
Hispanic/Latino	29	19.3%
White	89	59.3%
Other	2	1.3%
Preoperative opioid use		
Yes (Opioid Exposed)	49	32.70%
No (Opioid Naive)	101	67.30%
Preoperative Behavioral Health		
Pain <sup>a</sup>		6.6 (2.5) <sup>*a</sup>
QoL <sup>b</sup>		57.5 (27.7) <sup>*b</sup>
Functioning <sup>c</sup>		73.8 (11.6) <sup>*c</sup>
Depression <sup>d</sup>		7.7 (6.4) <sup>*d</sup>
Anxiety <sup>e</sup>		7.3 (5.9) <sup>*e</sup>
Symptoms <sup>f</sup>		29.5 (19.8) <sup>*f</sup>

<sup>a</sup>Visual Analog Scale (numerical rating 0-10)

<sup>b</sup>European Quality of Life EQ5D5L composite score (0-100)

<sup>c</sup>Global Assessment of Functioning (numerical rating 0-100)

<sup>d</sup>Patient Health Questionnaire-9 total score

<sup>e</sup>Generalized Anxiety Disorder-7 total score

<sup>f</sup>Edmonton Symptoms Assessment Survey total score

<sup>\*a</sup> statistically significantly higher pain symptoms for opioid exposed,  $F(1,149) = 19.9$ ,  $p < .001$ , Cohen's  $f = .35$

<sup>\*b</sup> statistically significantly lower QoL for opioid exposed,  $F(1,149) = 22.4$ ,  $p < .001$ , Cohen's  $f = .38$

<sup>\*c</sup> statistically significantly lower functioning for opioid exposed,  $F(1,149) = 25.5$ ,  $p < .001$ , Cohen's  $f = .40$

<sup>\*d</sup> statistically significantly higher depression symptoms for opioid exposed,  $F(1,149) = 20.9$ ,  $p < .001$ , Cohen's  $f = .36$

<sup>\*e</sup> statistically significantly higher anxiety symptoms for opioid exposed,  $F(1,149) = 11.1$ ,  $p = .001$ , Cohen's  $f = .26$

<sup>\*f</sup> statistically significantly higher overall symptoms for opioid exposed,  $F(1,149) = 20.9$ ,  $p < .001$ , Cohen's  $f = .36$

398

399

400

401

402 **Table 2. Comparison of healthcare utilization within 90-days postoperative period, IBM<sup>R</sup> MarketScan<sup>R</sup> Data**  
 403 **and Lucid Lane Data**

Major Incidence	Claim Type	IBM MarketScan MSK Surgery with Opioid Prescription within 14 Days of Surgery (2018)		Lucid Lane Spine Surgery with Opioid Prescription after Surgery (2020-2021)	
		Utilization per 1000	Cost per Unit (\$)	Utilization per 1000	Cost per Unit (\$)
Inpatient Admission	Hospital Admission within 90 Days	194.5	37,750.53	0	0
Facility Outpatient	Emergency Room within 90 Days	42.5	2,354.08	0	0

404