

DS4DH at MEDIQA-Chat 2023: Leveraging SVM and GPT-3 Prompt Engineering for Medical Dialogue Classification and Summarization

Boya Zhang

University of Geneva
boya.zhang@unige.ch

Rahul Mishra

University of Geneva
rahul.mishra@unige.ch

Douglas Teodoro

University of Geneva
douglas.teodoro@unige.ch

Abstract

This paper presents the results of the Data Science for Digital Health (DS4DH) group in the MEDIQA-Chat Tasks at ACL-ClinicalNLP 2023. Our study combines the power of a classical machine learning method, Support Vector Machine, for classifying medical dialogues, along with the implementation of one-shot prompts using GPT-3.5. We employ dialogues and summaries from the same category as prompts to generate summaries for novel dialogues. Our findings exceed the average benchmark score, offering a robust reference for assessing performance in this field.

1 Introduction

The unprecedented size of textual data in electronic health records has led to the information overload phenomenon (Stead and Lin, 2009), which interferes with healthcare workers’ information processing capabilities, diminishes their productivity, and prevents them from acquiring timely knowledge. Records of complex patients, such as those chronically ill, are particularly difficult to organize and to present concisely (Christensen and Grimsno, 2008), requiring physicians to read many clinical notes during a regular medical visit, which is often unfeasible. Studies have shown that information overload can increase task demand and mental effort, which potentially impairs healthcare worker’s understanding of patients’ medical conditions and hinders optimal medical decisions, leading sometimes to fatal consequences (McDonald, 1976; McDonald et al., 2014; Karsh et al., 2006).

To tackle information overload phenomena, clinical text summarization methods have been proposed to support healthcare workers’ textual data workflow interaction (Karsh et al., 2006; Moen et al., 2016; Pivovarov and Elhadad, 2015). Clinical text summarization research can also be seen in

and Moreno, 2014). By doing so, it helps healthcare workers focus on the relevant information, which enhances medical decision-making and thus healthcare quality. Indeed, usability studies conducted with physicians for EHR summarization indicated the effectiveness of reading automatically generated summaries as compared to raw records (Wang et al., 2021).

To support efficient doctor decision-making, in this paper we investigate a novel approach that combines a traditional machine learning method, Support Vector Machines (SVM) (Cortes and Vapnik, 1995), with a cutting-edge language model, GPT-3.5 (Brown et al., 2020b), to effectively extract valuable information for the creation of doctor-patient dialogue summaries. We implemented a SVM model for short medical dialogue classification, exploring its potential on a new task to distinguish between different categories of doctor-patient encounters. Advanced generative language models have shown remarkable capabilities in text generation and reasoning. We incorporated GPT-3.5 with one-shot prompts, using dialogues and summaries from the same category as prompts to generate summaries for new dialogues.¹

2 Related Work

We discuss two key aspects of the current state of the art: (1) text classification, particularly in medical dialogue classification, and (2) summarization, with a special focus on abstractive summarization.

Text Classification Text classification is a well-studied problem in natural language processing, with various algorithms and techniques proposed for different domains. Traditional machine learning methods, such as Naive Bayes (John and Langley, 1995), Decision Trees (Breiman, 1984), k-Nearest Neighbors (k-NN) (Altman, 1992; Teodoro et al.,

1. This preprint reports new research that has not been certified by peer review and should not be used to guide clinical practice. The code is available at <https://github.com/tinaboya/MEDIQA-Chat-2023-ds4dh>

2010) and SVM (Cortes and Vapnik, 1995), have been extensively used for text classification tasks (Hartmann et al., 2019). In the medical domain, these techniques have been employed to categorize clinical notes, medical dialogues, and other types of health-related text (Obeid et al., 2019).

Deep learning approaches like Convolutional Neural Networks (CNN) (Lecun et al., 1998; Teodoro et al., 2020), Recurrent Neural Networks (RNN) (Rumelhart et al., 1986), Long Short-Term Memory Networks (LSTM) (Hochreiter and Schmidhuber, 1997), and Transformer-based architectures (Vaswani et al., 2017), including pre-trained language models such as BERT (Devlin et al., 2018), RoBERTa (Liu et al., 2019), and XLNet (Yang et al., 2019), have demonstrated state-of-the-art efficacy in a diverse range of domains (Knafou et al., 2023). Leveraging the hierarchical structure of documents, graph neural networks (GNNs) have also been effectively proposed to assign categories to biomedical documents (Ferdowsi et al., 2023, 2022, 2021). Compared to deep learning models, SVM requires lower computational resources and training time and is a more efficient choice for certain applications (Sakr et al., 2016).

Abstractive Summarization Automatic text summarization includes extractive and abstractive summarization. Extractive summarization identifies and selects important phrases or sentences from the original text. Abstractive summarization generates summaries by creating novel sentences that capture the core information (Gupta and Gupta, 2019; Widyassari et al., 2022).

Abstractive summarization helps in generating concise representations of clinical notes, medical dialogues, and scientific articles (Joshi et al., 2020b; Cai et al., 2022). Sequence-to-sequence (seq2seq) models utilizing RNNs (Nallapati et al., 2016; Kouris et al., 2021) and Transformer architectures (Su et al., 2020; Wang et al., 2020; Laskar et al., 2022) are utilized in the abstractive summarization. The development of pre-trained language models, such as Bidirectional Encoder Representations from Transformers (BERT) (Devlin et al., 2019), Generative Pre-trained Transformer (GPT) (Brown et al., 2020a), and Text-to-Text Transfer Transformer (T5) (Raffel et al., 2020), has further advanced the state-of-the-art of this field (Ramina et al., 2020; Ma et al., 2022; Koh et al., 2022). Recent studies have explored the use of fine-tuned versions of GPT-based models for medical text

summarization, showing promising results (Chintagunta et al., 2021). Our work extends this line of research by employing GPT-3.5 with one-shot prompts for medical dialogue summarization, aiming to enhance performance and practicality.

Medical Dialogue Summarization More recently, the summarization of medical dialogues has started to gain momentum. (Molenaar et al., 2020) use a knowledge-intensive approach, combining ontologies, guidelines and knowledge graphs to create a dialogue summarization system. The extracted triples are used to create a subjective-objective-assessment-plan (SOAP)-like report. The model achieves relatively high precision but low recall for relevant summary items. (Krishna et al., 2021) attempted the generation of complete SOAP notes from doctor-patient conversations by first extracting and clustering noteworthy utterances and then leveraging LSTM and transformer models to generate a single sentence summary from each cluster. (Joshi et al., 2020a) showed that the quality of generated summaries can be improved by encouraging copying in the pointer-generator network. Lastly, (Zhang et al., 2021) describe an abstractive approach based on BART, in which a two-stage summary model is created. The resulting models greatly surpass the performance of an average human annotator and the quality of previously published work for the task.

3 Methods

We address Task A of MEDIQA-Chat 2023 (Ben Abacha et al., 2023a), which focuses on Dialogue2Note Summarization in short dialogue classification and summarization. The objective of Task A is to accurately predict the summarization and section header (as shown in Table 1) for the given test set instances. The predictions are made based on the information available in the dialogue, with the token counts of the training set displayed in Figure 1.

3.1 Dataset

The MTS-Dialog dataset (Ben Abacha et al., 2023b) is a comprehensive and diverse collection of medical dialogues from doctor-patient encounters. We were provided with a dataset comprising 1201 training instances, 100 validation instances, and 200 test instances in the competition. Each instance in the dataset included an identifier, section header, dialogue, and summary.

Label	Description
GENHX	General History
LABS	Laboratory Results
ROS	Review of Systems
FAM/SOCHX	Family and Social History
PASTMEDICALHX	Past Medical History
CC	Chief Complaint
ALLERGY	Allergies
MEDICATIONS	Medications
EXAM	Examination
PASTSURGICAL	Past Surgical History
ASSESSMENT	Assessment
IMAGING	Imaging Results
DIAGNOSIS	Diagnosis
EDCOURSE	Emergency Department Course
DISPOSITION	Disposition
IMMUNIZATIONS	Immunizations
GYNHX	Gynecologic History
PROCEDURES	Procedures
OTHER_HISTORY	Other History
PLAN	Plan

Table 1: Section headers and their descriptions in medical documents.

3.2 Short Dialogue Classification

We utilized an SVM text classifier (Cortes and Vapnik, 1995) with scikit-learn (Pedregosa et al., 2011). We used CountVectorizer to transform the text into a token count matrix, considering a maximum document frequency of 0.5, a minimum document frequency of 5, and both unigrams and bigrams. Then, the token count matrix was converted into a term frequency-inverse document frequency (TF-IDF) (Salton and Buckley, 1988) representation. We employed a Stochastic Gradient Descent (SGD) (Robbins and Monro, 1951) optimization algorithm, with hinge loss, L2 penalty, and an alpha value of $1e-5$. Finally, we calibrated the classifier using the Calibrated Classifier CV wrapper (Niculescu-Mizil and Caruana, 2005), enabling the provision of probability estimates.

3.3 Short Dialogue Summarization

Run 1 For the first run, we employed OpenAI's GPT-3.5 model "gpt-3.5-turbo" ² of 175 billion parameters to generate summaries based on the

²<https://platform.openai.com/docs/models/gpt-3-5>

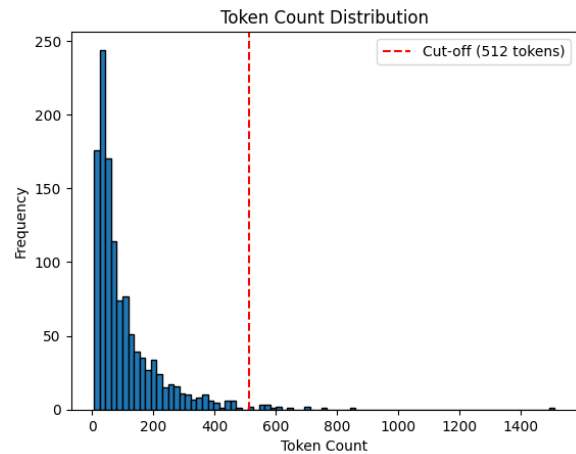


Figure 1: Token Count Distribution in the Dialogues.

classified dialogues. We selected a random training instance with the same predicted section header as the instance in the test set. We then constructed three messages as input for the GPT-3.5 model.

- A user message with the content "summarize" followed by the dialogue from the selected training row.
- An assistant message containing the section text of the selected training row.
- A user message with the content "summarize" followed by the dialogue from the current test row.

The implementation was based on the OpenAI Chat API³ and supplied the constructed messages as input. The API returned a generated summary as part of its response.

Run 2 For the second run, we fine-tuned the GPT-3 curie ⁴ model (345 million parameters) on the training set. For each test instance, we extracted the dialogue text as the prompt. We used OpenAI Chat API with the fine-tuned Curie model. The output length was determined by adjusting the summary length based on the input text. We generated one completion for each input prompt with the upper limit for token length as $\left\lceil 2^{\lceil \log_2 \frac{\text{tokenlength}(\text{input})}{2.5} \rceil} \right\rceil$. In our training dataset, the average number of tokens in the dialogue is 2.5 times greater than in the summary. We transform the upper limit to the

³<https://platform.openai.com/docs/guides/chat>

⁴<https://platform.openai.com/docs/models/gpt-3>

Run #	Accuracy
1/2	0.70
Best Participants	0.78
Average Participants	0.56

Table 2: Official results of MEDIQA-Chat 2023: DS4DH runs for the MEDIQA-Chat Dialogue2Note Summarization task (TaskA Header Classification).

nearest higher power of 2 by applying the base-2 logarithm.

In conclusion, both runs involved a two-stage pipeline that integrated dialogue classification and dialogue summarization, as depicted in Figure 2.

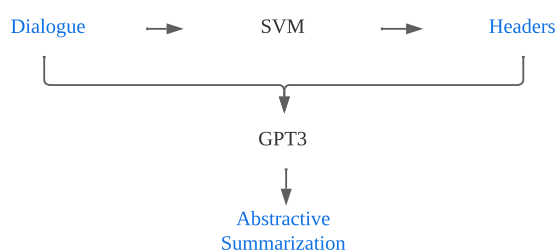


Figure 2: Two-Stage Pipeline for Dialogue Classification and Summarization

4 Experimental Results

In the following, we present the official results of our experiments on the MEDIQA-Chat 2023 Task A.

4.1 Short Dialogue Classification

Table 2 shows the results of our dialogue classification pipeline. Our model achieved an accuracy of 0.70. Although this result is below the best participant’s accuracy of 0.78, it surpasses the average participant’s accuracy of 0.56.

4.2 Short Dialogue Summarization

In dialogue summarization, the performance of our model was evaluated using the ROUGE-1 (Lin, 2004), BERTScore F1 (Zhang and Ng, 2019), and BLEURT metrics (Sellam et al., 2020). Each evaluation metric captured different aspects of summarization quality. ROUGE-1 measures the overlap of unigrams between the generated summary and the reference summary, focusing on content similarity. BERTScore F1 evaluates the contextual embeddings of the generated and reference summaries, capturing both content and semantic

similarity. BLEURT measures the summary quality by comparing the generated summary to the reference summary using a pre-trained language model, aiming to capture more complex semantic relationships. The aggregate score is calculated as the average of these three metrics.

Table 3 compares our two runs with the best and average participants’ scores across the ROUGE-1, BERTScore F1, BLEURT, and aggregate score metrics. Results show that the strategy adopted in Run 1 yields better performance compared to Run 2 (ROUGE-1: 0.3080, BERTScore F1: 0.6644, and BLEURT: 0.5206), resulting in an aggregate score of 0.4977, which also outperforms the average performance of the task participants by 2.4 percentage points. This indicates that the model provided relatively good alignment with the reference summary in terms of content, semantics, and complex relationships. Run 2 scored lower, with ROUGE-1 at 0.2937, BERTScore F1 at 0.6179, BLEURT at 0.3887, and an aggregate score of 0.4334. Nevertheless, our best model is outperformed by the top ranked run by 8 percentage points, similarly to the classification results, in which our models are also outperformed by 8 percentage points.

5 Discussion

5.1 Short Dialogue Classification

We analysed the performance of text classification model using the validation set, as ground truth labels for the test set are unavailable for post-hoc analyses. In the validation set, the model achieved a performance of 67%, which is 3% lower than the reported 70% on the test set. This discrepancy in performance can be attributed to the test set containing twice as many data points as the validation set. Despite the difference, the results imply that the model demonstrates good generalizability and avoids overfitting the training data. The relatively small performance gap between the validation and test sets suggests that the model is likely to perform well on unseen data which is a desirable trait.

Upon examining the results of the validation set as shown in the confusion matrix (Figure 3), we observe that the performance of the model was highly variable across different classes. Some classes, such as FAM/SOCHX and GENHX, showed a high degree of accurate predictions, while other classes, such as ASSESSMENT and CC, exhibited lower accuracy. This variability in performance highlights the need for further improvement and fine-

Run #	ROUGE-1	BERTScore F1	BLEURT	Aggregate Score
1	0.3080	0.6644	0.5206	0.4977
2	0.2937	0.6179	0.3887	0.4334
Best Participants	0.4466	0.7307	0.5593	0.5789
Average Participants	0.3114	0.6460	0.4630	0.4734

Table 3: Official results of MEDIQA-Chat 2023: DS4DH runs for the MEDIQA-Chat Dialogue2Note Summarization task (TaskA Dialogue Summarization).

tuning of the model to achieve optimal performance across all classes.

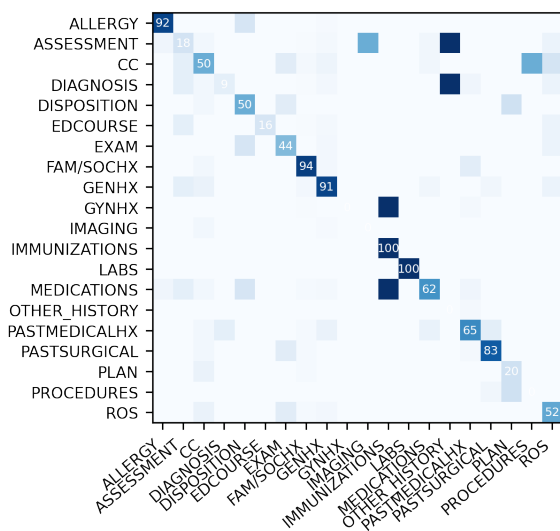


Figure 3: Confusion Matrix for Text Classification Model on the Validation Set

An example of the section header classifier is illustrated in Figure 4. The model displays high confidence (0.69) that the input text belongs to the "PASTMEDICALHX" (Past Medical History) class. Words such as "medical", "diagnosis", "conditions", "history", and "visit" positively contribute to the prediction. The word "medical" has the highest positive score, if omitted, the model will predict the label "PASTMEDICALHX" with a probability reduction of 0.22, leading to a confidence score of 0.47. The word "new" is negative for class "PASTMEDICALHX". This example demonstrates the model's ability to identify relevant keywords and distinguish between various section headers, thereby accurately classifying the input text into the appropriate category.

5.2 Short Dialogue Summarization

5.2.1 Qualitative Analyses

Table 5 displays an example in the validation set, featuring the Run 1, Run 2, and Golden summaries.

These summaries are compared to evaluate their ability to effectively convey essential information.

The Run 1 summary offers a concise and clear account of the patient's condition and history. It highlights the patient's low back pain that started eight years ago due to a fall in an ABC store, the persistence of the pain at varying degrees, the treatments received (electrical stimulation and heat therapy), and the follow-up appointment with another doctor.

In contrast, the Run 2 summary appears less coherent, with fragmented sentences and a less organized presentation of information. It covers the fall in October 2007, pregnancy in 2008, and the worsening of back pain following another fall in 2008, but the details are not as clearly conveyed as in the Run 1 summary. Moreover, the Run 2 summary lacks clarity regarding the follow-up appointment.

The Golden summary is the most comprehensive of the three, providing specific dates, treatments, and events. It outlines the patient's history of low back pain, the treatments received, and the follow-up appointment, while also emphasizing the patient's childbirth, which may be relevant to the case.

In conclusion, the Run 1 summary, generated by the gpt-3.5-turbo model using a single prompt and the same header class for both train and test sets, provides a concise and clear account of the patient's situation. In contrast, the Run 2 summary, produced by the fine-tuned GPT-3 curie model using all available training data points, is less coherent and organized. This comparison highlights the potential of the gpt-3.5-turbo model to outperform the fine-tuned GPT-3 curie model, despite the latter using all available training data.

5.2.2 Quantitative Analyses

Table 4 presents the results of the summarization task on the validation set, comparing the gpt-3.5-turbo⁵ and GPT-3 curie models across various

⁵The oracle results for the GPT-3.5-turbo, in which the ground truth class is utilized for selecting the one-shot prompt,



Figure 4: An Example for Interpreting Prediction: Header Classified as PMHX (Past Medical History)

Table 4: Results on the validation set for the summarization task.

Name	Prompt Strategy	ROUGE-1	BERTScore F1	BLEURT	Aggregate Score
gpt-3.5-turbo	Random section header	0.2636	0.6393	0.514	0.4723
gpt-3.5-turbo	Same section header	0.3282	0.6695	0.5498	0.5158
GPT-3 curie	-	0.2945	0.6122	0.3856	0.4308

prompt strategies and evaluation metrics, including ROUGE-1, BERTScore F1, BLEURT, and an aggregate score.

For the gpt-3.5-turbo model, the choice of prompt strategy significantly impacts its performance. When using a random section header as the prompt strategy, the model yields a ROUGE-1 score of 0.2636, BERTScore F1 of 0.6393, BLEURT of 0.514, and an aggregate score of 0.4723. However, by changing the prompt strategy to using the same section header, the gpt-3.5-turbo model exhibits improved performance, with a ROUGE-1 score of 0.3282, BERTScore F1 of 0.6695, BLEURT of 0.5498, and an aggregate score of 0.5158. In comparison, the GPT-3 curie model, which has been fine-tuned on the available data, achieves a ROUGE-1 score of 0.2945, BERTScore F1 of 0.6122, BLEURT of 0.3856, and an aggregate score of 0.4308. These results indicate that the gpt-3.5-turbo model, when utilizing the same section header prompt strategy, outperforms the fine-tuned GPT-3 curie model across all evaluation metrics. Furthermore, the comparison between the different prompt strategies for the gpt-3.5-turbo model highlights the importance of selecting an appropriate prompt strategy to enhance performance in the medical summarization task.

Upon comparing the oracle results from the development set with the actual results from the test set, we find that the test set results lie within the range between the upper bound (same section header) and the lower bound (random section

as opposed to a predicted class.

header) of the development set. The variability within this range can be attributed to errors introduced by the classifier and helps to partially explain the gap in performance between our best model and the top-1 performance in the challenge.

5.3 Limitations

While our two-stage pipeline, which combines dialogue classification and dialogue summarization, has shown competitive performance compared to other participants, there are several limitations that need to be addressed for further improvement. First, both the classification and summarization tasks could benefit from enhancements in their respective models. For classification, exploring other machine learning algorithms or fine-tuning language models specifically for medical dialogue classification could potentially yield better results. Additionally, investigating the incorporation of domain-specific knowledge or leveraging external resources, like medical ontologies, might improve classification accuracy. Regarding summarization, refining the prompt strategies and experimenting with different configurations could lead to more coherent and informative summaries. This may involve exploring various prompt templates, incorporating more context from dialogues, or applying chain-of-thought reasoning to extract relevant information. Furthermore, fine-tuning the language model on a domain-specific corpus or using multi-task learning that incorporates related tasks, such as question-answering or information extraction, may contribute to better summarization performance. Finally, the evaluation metrics used in this study

Run	Summarization	
Run 1	The patient has been experiencing low back pain for the last eight years. The pain started after a fall in an ABC store. The patient has received only electrical stimulation and heat therapy from physical therapy. The pain has been continuous but at varying degrees. The patient has a child and fell four or five days ago, worsening the low back pain. The patient has seen another doctor for this issue and has a follow-up appointment scheduled.	430 431 432 433 434 435 436 437 438
Run 2	Fall in October 2007 resulted in low back pain for 8 years. Pregnancy in 2008 and low back pain since. She was evaluated by a specialist in early January 2009 and is scheduled to return in 2/10/09. Back pain began when she fell in an ABC store in fall 2007; had been good periodically since. She had back pain suddenly worsened when she fell 4/10/08. Since back in October 2008, most recently	439 440 441 442 443 444 445 446 447 448
Golden	The patient is a 26-year-old female, referred to Physical Therapy for low back pain. The patient has a history of traumatic injury to low back. The patient stated initial injury occurred eight years ago, when she fell at a ABC Store. The patient stated she received physical therapy, one to two visits and received modality treatment only, specifically electrical stimulation and heat pack per patient recollection. The patient stated that she has had continuous low-back pain at varying degrees for the past eight years since that fall. The patient gave birth in August 2008 and since the childbirth, has experienced low back pain. The patient also states that she fell four to five days ago, while mopping her floor. The patient stated that she landed on her tailbone and symptoms have increased since that fall. The patient stated that her initial physician examination with Dr. X was on 01/10/09, and has a followup appointment on 02/10/09.	449 450 451 452 453 454 455 456 457 458 459 460
<p>may not fully capture the quality of the generated summaries. It is important to acknowledge that automated evaluation metrics, like ROUGE-1, BERTScore F1, and BLEURT, might not be fully aligned with human judgments. Therefore, conducting user studies with medical professionals could provide valuable insights into the utility and accuracy of the generated summaries in real-world clinical settings.</p> <h2>6 Conclusion</h2> <p>Our study demonstrates the effectiveness of combining traditional machine learning techniques, such as SVM, with advanced language models, like GPT-3.5, for medical dialogue summarization. This hybrid methodology has the potential to improve documentation procedures during patient care and facilitate informed decision-making for healthcare professionals by classifying medical dialogues and generating concise summaries.</p> <p>For future work, we plan to address the limitations identified in this study. For classification, we will experiment with model configurations and explore alternative machine learning algorithms. For summarization, we will refine prompt strategies, incorporate domain-specific knowledge, and investigate various fine-tuning techniques. Lastly, conducting user studies with medical professionals will provide valuable feedback to assess the utility and accuracy of our generated summaries in real-world clinical settings and further refine our approach.</p> <h2>References</h2> <p>N. S. Altman. 1992. An introduction to k-nearest neighbour classification. <i>Journal of Classification</i>, 9(1):1–27.</p> <p>Asma Ben Abacha, Wen wai Yim, Griffin Adams, Neal Snider, and Meliha Yetisgen. 2023a. Overview of the mediq-chat 2023 shared tasks on the summarization and generation of doctor-patient conversations. In <i>ACL-ClinicalNLP 2023</i>.</p> <p>Asma Ben Abacha, Wen wai Yim, Yadan Fan, and Thomas Lin. 2023b. An empirical study of clinical note generation from doctor-patient encounters. In <i>EACL 2023</i>.</p> <p>Leo Breiman. 1984. Classification and regression trees. <i>Wadsworth International Group</i>.</p> <p>Tom Brown, Benjamin Mann, Nick Ryder, Melanie Subbiah, Jared D Kaplan, Prafulla Dhariwal, Arvind Neelakantan, Pranav Shyam, Girish Sastry, Amanda</p>		461 462 463 464 465 466 467 468 469 470 471 472 473 474 475 476 477 478

Table 5: Example Summarizations: Run 1, Run 2, and Golden Summary Comparison

479	Askeell, Sandhini Agarwal, Ariel Herbert-Voss,	Sohrab Ferdowsi, Jenny Copara, Racha Gouareb,	534
480	Gretchen Krueger, Tom Henighan, Rewon Child,	Nikolay Borissov, Fernando Jaume-Santero, Poorya	535
481	Aditya Ramesh, Daniel Ziegler, Jeffrey Wu, Clemens	Amini, and Douglas Teodoro. 2022. On graph con-	536
482	Winter, Chris Hesse, Mark Chen, Eric Sigler, Ma-	struction for classification of clinical trials protocols	537
483	teusz Litwin, Scott Gray, Benjamin Chess, Jack	using graph neural networks. In <i>Artificial Intelli-</i>	538
484	Clark, Christopher Berner, Sam McCandlish, Alec	<i>gence in Medicine: 20th International Conference on</i>	539
485	Radford, Ilya Sutskever, and Dario Amodei. 2020a.	<i>Artificial Intelligence in Medicine, AIME 2022, Hal-</i>	540
486	Language models are few-shot learners . In <i>Ad-</i>	<i>ifax, NS, Canada, June 14–17, 2022, Proceedings</i> ,	541
487	<i>vances in Neural Information Processing Systems</i> ,	pages 249–259. Springer.	542
488	volume 33, pages 1877–1901. Curran Associates,		
489	Inc.		
490	Tom Brown, Benjamin Mann, Nick Ryder, Melanie	Sohrab Ferdowsi, Julien Knafou, Nikolay Borissov,	543
491	Subbiah, Jared D Kaplan, Prafulla Dhariwal, Arvind	David Vicente Alvarez, Rahul Mishra, Poorya Amini,	544
492	Neelakantan, Pranav Shyam, Girish Sastry, Amanda	and Douglas Teodoro. 2023. Deep learning-based	545
493	Askeell, et al. 2020b. Language models are few-shot	risk prediction for interventional clinical trials based	546
494	learners. <i>Advances in neural information processing</i>	on protocol design: A retrospective study. <i>Patterns</i> ,	547
495	<i>systems</i> , 33:1877–1901.	4(3).	548
496	Xiaoyan Cai, Sen Liu, Libin Yang, Yan Lu, Jintao Zhao,	Som Gupta and Sanjai Kumar Gupta. 2019. Abstractive	549
497	Dinggang Shen, and Tianming Liu. 2022. Covidsum:	summarization: An overview of the state of the art.	550
498	A linguistically enriched scibert-based summariza-	<i>Expert Systems with Applications</i> , 121:49–65.	551
499	tion model for covid-19 scientific papers. <i>Journal of</i>		
500	<i>Biomedical Informatics</i> , 127:103999 – 103999.	Jochen Hartmann, Juliana Huppertz, Christina Schamp,	552
501	Bharath Chintagunta, Namit Katariya, Xavier Amatri-	and Mark Heitmann. 2019. Comparing automated	553
502	ain, and Anitha Kannan. 2021. Medically aware gpt-	text classification methods . <i>International Journal of</i>	554
503	3 as a data generator for medical dialogue summa-	<i>Research in Marketing</i> , 36(1):20–38.	555
504	rization . In <i>Proceedings of the 6th Machine Learning</i>		
505	<i>for Healthcare Conference</i> , volume 149 of <i>Proceed-</i>	Sepp Hochreiter and Jürgen Schmidhuber. 1997. Long	556
506	<i>ings of Machine Learning Research</i> , pages 354–372.	short-term memory. <i>Neural computation</i> , 9(8):1735–	557
507	PMLR.	1780.	558
508	Tom Christensen and Anders Grimsmo. 2008. Instant	Quincy John and Pat Langley. 1995. Estimating continu-	559
509	availability of patient records, but diminished avail-	ous distributions in bayesian classifiers. <i>Proceedings</i>	560
510	ability of patient information: a multi-method study	<i>of the Eleventh Conference on Uncertainty in Artifi-</i>	561
511	of gp’s use of electronic patient records. <i>BMC medi-</i>	<i>cial Intelligence</i> , pages 338–345.	562
512	<i>cal informatics and decision making</i> , 8(1):1–8.		
513	Corinna Cortes and Vladimir Vapnik. 1995. <i>Support</i>	A Joshi, N Katariya, X Amatriain, and A Kannan. 2020a.	563
514	<i>Vector Networks</i> . Springer.	Dr. summarize: Global summarization of medical di-	564
515	Jacob Devlin, Ming-Wei Chang, Kenton Lee, and	alogue by exploiting local structures . In <i>Findings</i>	565
516	Kristina Toutanova. 2018. Bert: Pre-training of deep	<i>of the Association for Computational Linguistics:</i>	566
517	bidirectional transformers for language understand-	<i>EMNLP 2020</i> , pages 3755–3763, Stroudsburg, PA,	567
518	ing. <i>arXiv preprint arXiv:1810.04805</i> .	USA. Association for Computational Linguistics.	568
519	Jacob Devlin, Ming-Wei Chang, Kenton Lee, and	Anirudh Joshi, Namit Katariya, Xavier Amatriain, and	569
520	Kristina Toutanova. 2019. BERT: Pre-training of	Anitha Kannan. 2020b. Dr. summarize: Global sum-	570
521	deep bidirectional transformers for language under-	marization of medical dialogue by exploiting local	571
522	standing . In <i>Proceedings of the 2019 Conference of</i>	structures . In <i>Findings of the Association for Com-</i>	572
523	<i>the North American Chapter of the Association for</i>	<i>putational Linguistics: EMNLP 2020</i> , pages 3755–	573
524	<i>Computational Linguistics: Human Language Tech-</i>	3763, Online. Association for Computational Lin-	574
525	<i>nologies, Volume 1 (Long and Short Papers)</i> , pages	guistics.	575
526	4171–4186, Minneapolis, Minnesota. Association for		
527	Computational Linguistics.	Ben-Tzion Karsh, Richard J Holden, Samuel J Alper,	576
528	Sohrab Ferdowsi, Nikolay Borissov, Julien Knafou,	and CKL Or. 2006. A human factors engineering	577
529	Poorya Amini, and Douglas Teodoro. 2021. Clas-	paradigm for patient safety: designing to support the	578
530	sification of hierarchical text using geometric deep	performance of the healthcare professional. <i>BMJ</i>	579
531	learning: the case of clinical trials corpus. In <i>Pro-</i>	<i>Quality & Safety</i> , 15(suppl 1):i59–i65.	580
532	<i>ceedings of the 2021 Conference on Empirical Meth-</i>		
533	<i>ods in Natural Language Processing</i> , pages 608–618.	Julien Knafou, Quentin Haas, Nikolay Borissov, Michel	581
		Counotte, Nicola Low, Hira Imeri, Aziz Mert Ipekci,	582
		Diana Buitrago-Garcia, Leonie Heron, Poorya Amini,	583
		et al. 2023. Ensemble of deep learning language	584
		models to support the creation of living systematic	585
		reviews for the covid-19 literature. <i>bioRxiv</i> , pages	586
		2023–01.	587

588	Huan Yee Koh, Jiabin Ju, Ming Liu, and Shirui Pan.	S Molenaar, L Maas, V Burriel, F Dalpiaz, and	643
589	2022. An empirical survey on long document summarization: Datasets, models, and metrics. <i>ACM Comput. Surv.</i> , 55(8).	S Brinkkemper. 2020. Medical Dialogue Summarization for Automated Reporting in Healthcare , pages	644
590		76–88.	645
591			646
592	Panagiotis Kouris, Georgios Alexandridis, and Andreas Stafylopatis. 2021. Abstractive text summarization: Enhancing sequence-to-sequence models using word sense disambiguation and semantic content generalization. <i>Computational Linguistics</i> , 47(4):813–859.	Ramesh Nallapati, Bowen Zhou, Cicero dos Santos, Çağlar Gulçehre, and Bing Xiang. 2016. Abstractive text summarization using sequence-to-sequence RNNs and beyond. In <i>Proceedings of the 20th SIGNLL Conference on Computational Natural Language Learning</i> , pages 280–290, Berlin, Germany. Association for Computational Linguistics.	647
593			648
594			649
595			650
596			651
597	K Krishna, S Khosla, J Bigham, and ZC Lipton. 2021. Generating soap notes from doctor-patient conversations using modular summarization techniques. In <i>Proceedings of the 59th Annual Meeting of the Association for Computational Linguistics and the 11th International Joint Conference on Natural Language Processing (Volume 1: Long Papers)</i> , pages 4958–4972, Stroudsburg, PA, USA. Association for Computational Linguistics.		652
598			653
599		Alexandru Niculescu-Mizil and Rich Caruana. 2005. Predicting good probabilities with supervised learning. <i>Proceedings of the 22nd International Conference on Machine Learning</i> , pages 625–632.	654
600			655
601			656
602			657
603		Jihad S Obeid, Paul M Heider, Erin R Weeda, Andrew J Matuskowitz, Christine M Carr, Kevin Gagnon, Tami Crawford, and Stephane M Meystre. 2019. Impact of De-Identification on clinical text classification using traditional and deep learning classifiers. <i>Stud Health Technol Inform</i> , 264:283–287.	658
604			659
605			660
606	Md Tahmid Rahman Laskar, Enamul Hoque, and Jimmy Xiangji Huang. 2022. Domain adaptation with pre-trained transformers for query-focused abstractive text summarization. <i>Computational Linguistics</i> , 48(2):279–320.		661
607			662
608			663
609			664
610			665
611	Y. Lecun, L. Bottou, Y. Bengio, and P. Haffner. 1998. Gradient-based learning applied to document recognition. <i>Proceedings of the IEEE</i> , 86(11):2278–2324.	Fabian Pedregosa, Gaël Varoquaux, Alexandre Gramfort, Vincent Michel, Bertrand Thirion, Olivier Grisel, Mathieu Blondel, Peter Prettenhofer, Ron Weiss, Vincent Dubourg, Jake Vanderplas, Alexandre Passos, David Cournapeau, Matthieu Brucher, Matthieu Perrot, and Edouard Duchesnay. 2011. Scikit-learn: Machine learning in python. <i>Journal of Machine Learning Research</i> , 12:2825–2830.	666
612			667
613			668
614	Chin-Yew Lin. 2004. Rouge: A package for automatic evaluation of summaries. In <i>Text Summarization Branches Out</i> , pages 74–81.		669
615			670
616			671
617	Yinhan Liu, Myle Ott, Naman Goyal, Jingfei Du, Mandar Joshi, Danqi Chen, Omer Levy, Mike Lewis, Luke Zettlemoyer, and Veselin Stoyanov. 2019. Roberta: A robustly optimized bert pretraining approach. <i>arXiv preprint arXiv:1907.11692</i> .	Rimma Pivovarov and Noémie Elhadad. 2015. Automated methods for the summarization of electronic health records. <i>Journal of the American Medical Informatics Association</i> , 22(5):938–947.	672
618			673
619			674
620			675
621			676
622	Tinghuai Ma, Qian Pan, Huan Rong, Yurong Qian, Yuan Tian, and Najla Al-Nabhan. 2022. T-bertsum: Topic-aware text summarization based on bert. <i>IEEE Transactions on Computational Social Systems</i> , 9(3):879–890.	Colin Raffel, Noam Shazeer, Adam Roberts, Katherine Lee, Sharan Narang, Michael Matena, Yanqi Zhou, Wei Li, and Peter J. Liu. 2020. Exploring the limits of transfer learning with a unified text-to-text transformer. <i>J. Mach. Learn. Res.</i> , 21(1).	677
623			678
624			679
625			680
626			681
627	Juan Manuel and Torres Moreno. 2014. Automatic text summarization. <i>DOI</i> , 10:9781119004752.	Mayank Ramina, Nihar Darnay, Chirag Ludbe, and Ajay Dhruv. 2020. Topic level summary generation using bert induced abstractive summarization model. In <i>2020 4th International Conference on Intelligent Computing and Control Systems (ICICCS)</i> , pages 747–752.	682
628			683
629	C J McDonald. 1976. Protocol-based computer reminders, the quality of care and the non-perfectability of man. <i>N Engl J Med</i> , 295(24):1351–1355.	Herbert Robbins and Sutton Monro. 1951. A stochastic approximation method. <i>The Annals of Mathematical Statistics</i> , 22(3):400–407.	684
630			685
631			686
632	Clement J McDonald, Fiona M Callaghan, Arlene Weissman, Rebecca M Goodwin, Mallika Mundkur, and Thomson Kuhn. 2014. Use of internist’s free time by ambulatory care electronic medical record systems. <i>JAMA internal medicine</i> , 174(11):1860–1863.	David E Rumelhart, Geoffrey E Hinton, and Ronald J Williams. 1986. Learning representations by back-propagating errors. <i>Nature</i> , 323(6088):533–536.	687
633			688
634			689
635			690
636			691
637			692
638	Hans Moen, Laura-Maria Peltonen, Juho Heimonen, Antti Airola, Tapio Pahikkala, Tapio Salakoski, and Sanna Salanterä. 2016. Comparison of automatic summarisation methods for clinical free text notes. <i>Artificial Intelligence in Medicine</i> , 67:25–37.	George E. Sakr, Maria Mokbel, Ahmad Darwich, Mia Nasr Khneisser, and Ali Hadi. 2016. Comparing deep learning and support vector machines for autonomous waste sorting. In <i>2016 IEEE International Multidisciplinary Conference on Engineering Technology (IMCET)</i> , pages 207–212.	693
639			694
640			695
641			696
642			697
			698

699	Gerard Salton and Chris Buckley. 1988. Term-weighting approaches in automatic text retrieval. <i>Information Processing & Management</i> , 24(5):513–523.	Zhilin Yang, Zihang Dai, Yiming Yang, Jaime Carbonell, Ruslan Salakhutdinov, and Quoc V Le. 2019. Xlnet: Generalized autoregressive pretraining for language understanding. <i>arXiv preprint arXiv:1906.08237</i> .	753 754 755 756 757
703	Tariq Sellam, Colin Raffel, Wei Liu, and Ashish Vaswani. 2020. Bleurt: Learning robust metrics for text generation. In <i>International Conference on Learning Representations</i> .	L Zhang, R Negrinho, A Ghosh, et al. 2021. Leveraging pretrained models for automatic summarization of doctor-patient conversations. In <i>Findings of the Association for Computational Linguistics: EMNLP 2021</i> , pages 3693–3712, Stroudsburg, PA, USA. Association for Computational Linguistics.	758 759 760 761 762 763
707	WILLIAM W Stead and H Lin. 2009. Committee on engaging the computer science research community in health care informatics. <i>Computational technology for effective health care: immediate steps and strategic directions</i> .	Tianyi Zhang and See-Kiong Ng. 2019. Bertscore: Evaluating text generation with bert. <i>arXiv preprint arXiv:1904.09675</i> .	764 765 766
712	Ming-Hsiang Su, Chung-Hsien Wu, and Hao-Tse Cheng. 2020. A two-stage transformer-based approach for variable-length abstractive summarization. <i>IEEE/ACM Transactions on Audio, Speech, and Language Processing</i> , 28:2061–2072.		
717	Douglas Teodoro, Julien Gobeill, Emilie Pasche, P Ruch, and D Vishnyakova. 2010. Automatic ipc encoding and novelty tracking for effective patent mining. In <i>The 8th NTCIR Workshop Meeting on Evaluation of Information Access Technologies: Information Retrieval, Question Answering, and Cross-Lingual Information Access</i> .		
724	Douglas Teodoro, Julien Knafou, Nona Naderi, Emilie Pasche, Julien Gobeill, Cecilia N Arighi, and Patrick Ruch. 2020. Upclass: a deep learning-based classifier for uniprotkb entry publications. <i>Database</i> , 2020.		
729	Ashish Vaswani, Noam Shazeer, Niki Parmar, Jakob Uszkoreit, Llion Jones, Aidan N Gomez, Łukasz Kaiser, and Illia Polosukhin. 2017. Attention is all you need. In <i>Proceedings of the 31st International Conference on Neural Information Processing Systems</i> , pages 6000–6010. Curran Associates Inc.		
735	Mengqian Wang, Manhua Wang, Fei Yu, Yue Yang, Jennifer Walker, and Javed Mostafa. 2021. A systematic review of automatic text summarization for biomedical literature and ehers. <i>Journal of the American Medical Informatics Association</i> , 28(10):2287–2297.		
740	Zhengjue Wang, Zhibin Duan, Hao Zhang, Chaojie Wang, Long Tian, Bo Chen, and Mingyuan Zhou. 2020. Friendly topic assistant for transformer based abstractive summarization. In <i>Proceedings of the 2020 Conference on Empirical Methods in Natural Language Processing (EMNLP)</i> , pages 485–497, Online. Association for Computational Linguistics.		
747	Adhika Pramita Widyassari, Supriadi Rustad, Guruh Fajar Shidik, Edi Noersasongko, Abdul Syukur, Afandy Affandy, et al. 2022. Review of automatic text summarization techniques & methods. <i>Journal of King Saud University-Computer and Information Sciences</i> , 34(4):1029–1046.		