

1 **Registry for vascular cognitive impairment treatment with traditional Chinese**
2 **medicine (REVIEW-TCM): Rationale and design of a prospective, observational**
3 **study**

4 Yao Xie, PhD¹, Le Xie, PhD¹, Junlin Jiang, PhD¹, Ting Yao, MD¹, Guo Mao, PhD²,
5 Rui Fang, PhD³, Fuliang Kang, MD⁴, Shiliang Wang, MD¹, Anchao Lin, MD¹, Ying
6 Gao, PhD⁵, Jinwen Ge, PhD¹, Dahua Wu, PhD¹.

7 **Author affiliations**

8 1. Department of Neurology, Hunan Hospital of Integrated Traditional Chinese and
9 Western Medicine, Changsha, China

10 2. Office of Academic Research, Hunan Hospital of Integrated Traditional Chinese and
11 Western Medicine, Changsha, China

12 3. College of Integrated Chinese and Western Medicine, Hunan University of Chinese
13 Medicine, Changsha, China

14 4. Department of Imaging, Hunan Hospital of Integrated Traditional Chinese and
15 Western Medicine, Changsha, China

16 5. Institute for Brain Disorders, Beijing University of Chinese Medicine, Beijing, China

17 **Corresponding author:**

18 Dahua Wu. Postal address: Department of Neurology, Hunan Hospital of Integrated
19 Traditional Chinese and Western Medicine, Changsha, China, 410006. Email:
20 wdh838692@sina.com

21 Jinwen Ge. Postal address: Department of Neurology, Hunan Hospital of Integrated
22 Traditional Chinese and Western Medicine, Changsha, China, 410006. Email:
23 001267@hnuucm.edu.cn

24

25

26 **Abstract**

27 **Background:** Vascular cognitive impairment (VCI) is one of the most common
28 diseases among the elderly. However, few effective drugs have been approved for VCI.
29 Traditional Chinese medicine (TCM) has been used in dementia for thousands of years.
30 Currently, there is limited high-quality evidence for the efficacy of TCM, and the
31 specific characteristics of its effects and the appropriate patient populations for TCM
32 therapies remain unclear. Herein, we aim to explore the effectiveness and safety of
33 TCM by conducting a longitudinal, patient-centered study.

34 **Methods:** REgistry for Vascular cognitive Impairment trEatment With Traditional
35 Chinese Medicine (REVIEW-TCM) is a prospective, observational disease registry
36 study. 1000 VCI patients at the Hunan Hospital of Integrated Traditional Chinese and
37 Western Medicine will be recruited based on the following criteria: aged 18 years or
38 older, Montreal Cognitive Assessment (MoCA) score < 26 , and Hachinski Ischemic
39 Score (HIS) ≥ 7 . There is no strict limit on the intervention, and different TCM formulas
40 will be focused. Cognition, activity of daily living, quality of life, mental, psychology,
41 *ZHENG* of TCM, and burden of caregiver will be evaluated at admission, and 6, 12, 18,
42 and 24 months. Meanwhile, biological tests and neuroimaging examination will be
43 applied to further explore the mechanism of TCM. Especially, a mixed-methods
44 embedded design will be applied by adopting quantitative and qualitative studies to
45 explore patients-reported outcomes of TCM. Finally, propensity score matching will be
46 adopted to analyze the effectiveness of TCM.

47 **Discussion:** To the best of our knowledge, the REVIEW-TCM study is the first
48 comprehensive, prospective, mixed-methods, registry-based study to evaluate TCM
49 treatment in VCI, which will analyze the effectiveness and safety of TCM in the real
50 world and explore population characteristics and subtypes of VCI suitable for TCM.

51 **Study registration:** This study was registered on www.chictr.org.cn
52 (ChiCTR2200064756).

53

54 **Introduction**

55 Vascular cognitive impairment (VCI) refers to the entire spectrum of vascular brain
56 pathologies that contribute to any degree of cognitive impairment [1]. VCI can be
57 classified as mild or major, with the latter also being known as vascular dementia (VaD).
58 Over the past few years, vascular mild cognitive impairment has become increasingly
59 common, with a reported prevalence of around 42% in people over 65 years old [2]. In
60 China, there are currently an estimated 2.49 million patients with vascular dementia [3].
61 It is well-established that patients with VCI can experience a range of cognitive and
62 quality-of-life impairments. The commonly impaired cognitive domains in VCI
63 patients involve executive function, attention, and processing speed [4], which can
64 hinder processes for initiation, planning, decision-making, hypothesis generation,
65 cognitive flexibility, and judgment. In addition, other clinical features such as gait
66 disturbance, urinary incontinence, and emotional disorders can make work and daily
67 life more arduous [5].

68 Due to the gradual decline in their cognitive abilities, individuals with VCI may become
69 increasingly dependent on others for their activities of daily living, which can lead to a
70 decline in their overall well-being. Experiencing anxiety and depression is very
71 common in people with cognitive impairment [6], and emotional disorders can also
72 affect the caregiver. Indeed, the caregiver burden will remarkably increase under caring
73 for major cognitive impairment [7]. Accordingly, during the treatment of VCI,
74 behavioral and psychological symptoms should be addressed, providing support for
75 patients and caregivers and maximizing independence [8].

76 The current medical approach for VCI treatment often exhibits limited efficacy, as
77 cholinesterase inhibitors and memantine provide minimal benefits [9]. Traditional
78 Chinese medicine (TCM) has been used in dementia for thousands of years. There is an
79 increasing consensus that Chinese medicine is beneficial for VCI [10-13]. Many studies
80 have shown positive effects in improving cognitive impairment, psychological
81 symptoms and quality of life [14]. However, there is limited high-quality evidence for
82 TCM, and it remains uncertain which patient populations and therapeutic approaches
83 are most appropriate and effective. Meanwhile, the course of treatment and effective
84 combination therapies warrant further investigation [15].

85 Indeed, a prospective observational study with regular and long-term follow-ups can
86 address the above questions. Registry for vascular cognitive impairment treatment with

87 traditional Chinese medicine (REVIEW-TCM) aims to investigate the characteristics
88 and effectiveness of TCM for VCI in the Chinese population. The key factors affecting
89 the clinical effectiveness and suitable population characteristics for TCM will be
90 explored. In addition, the neuroimaging scan images and blood samples will be
91 collected for further mechanism research. Finally, the perspective of patients and
92 caregivers will be analyzed to explore patient-reported outcomes of TCM.

93 **Methods and design**

94 **Study design**

95 The REVIEW-TCM study (registered with www.chictr.org.cn, ChiCTR2200064756)
96 is a prospective observational disease registry that utilizes a mixed-methods approach,
97 incorporating both quantitative and qualitative study designs. Figure 1 and Figure 2
98 provide an overview of the study. The research protocol has been approved by Hunan
99 Hospital of Integrated Traditional Chinese and Western Medicine, Changsha, China,
100 on 20 July, 2022. (No. [2022] 48).

101 **Patient population**

102 Patients aged 18 years or older were consecutively recruited from Hunan Hospital of
103 Integrated Traditional Chinese and Western Medicine, from October 30, 2022 to
104 December 31, 2027. The special symposium of the International Society for Vascular
105 Behavioral and Cognitive Disorders (VASCOG) [16] will be adopted to diagnose VCI,
106 the Montreal Cognitive Assessment (MoCA) score should be lower than 26, and the
107 Hachinski Ischemic Score (HIS) should be greater than 6. The exclusion criteria are as
108 follows: (1) patients diagnosed with Alzheimer's disease, frontotemporal dementia,
109 Lewy body dementia, Parkinson's disease, multiple sclerosis, brain trauma and other
110 neurological diseases leading to cognitive impairment; (2) patients with altered levels
111 of consciousness, unstable vital signs or serious cardiopulmonary diseases; (3) patients
112 unable to complete the study due to psychological or emotional disorders, severe audio-
113 visual disorders. All participants or proxies should give informed consent.

114 **Specific treatment**

115 There is no strict limitation placed on the intervention. We will focus on TCM treatment
116 and pay attention to the detailed information, including herbs in prescriptions,
117 formulation (Chinese patent medicine and TCM decoctions), duration (start and stop
118 times), and therapy compliance. The rest of the treatment protocol are according to
119 guidelines, including donepezil, galantamine, rivastigmine, memantine, butylphthalide,

120 citicoline, cognitive rehabilitation training, etc [4].

121 **Neuropsychological Assessments**

122 The cognitive scales selected are based on the recommendations from the vascular
123 impairment of cognition classification consensus study (VICCCS) [17]. MoCA will be
124 used to assess general cognitive function. Trail Making Test A (TMT-A) and Test B
125 (TMT-B) will be applied to measure patients' processing speed and executive function.
126 The verbal learning, recognition memory, and recall will be evaluated by Hopkins
127 Verbal Learning Test (HVLT). Language proficiency will be assessed using Boston
128 Naming Test, 2nd Edition (BNT-2). Visuospatial abilities will be evaluated with the
129 Clock Drawing Test (CDT).

130 Neuropsychiatric symptoms will be assessed using Neuropsychiatric Inventory (NPI).
131 Anxiety and depression will be measured by Hospital Anxiety and Depression Scale
132 (HADS). Disability will be assessed with Instrumental Activities of Daily Living
133 (IADL). Health-related quality of life will be assessed by the European Quality of Life-
134 5 Dimensions-5 Levels (EQ-5D-5L). The evaluators have accomplished standardized
135 training and kept good internal consistency.

136 **Evaluation of TCM syndromes**

137 The scale for the differentiation of syndromes of vascular dementia (SDSVD) will be
138 applied to diagnose *ZHENG* and evaluate TCM's efficacy, including seven *ZHENG* of
139 TCM. The maximum score of each *ZHENG* in SDSVD is 30. If one TCM *ZHENG*'s
140 score is at least 7, the diagnosis is established. We will choose the change scores after
141 treatment to verify the clinical efficacy of TCM.

142 **Burden of caregiver**

143 It is widely acknowledged that the caregivers who take care of VCI patients are
144 significantly more stressed, which leads to a decline in the caregiver's well-being. The
145 caregiver-oriented outcome will be assessed using the Zarit Burden Interview (ZBI),
146 with a total score of 88, involving 22 items. The role burden and personal burden will
147 be assessed in ZBI.

148 **Biological Sample Tests**

149 Blood samples will be collected from participants who give informed consent. However,
150 participants diagnosed with infections, hematological disease, malignant tumors, and
151 other neurological diseases will be excluded. The serum and plasma will be collected
152 from ten milliliters of blood within 30min centrifuged at 3,000 r/min for 20 min. Then,
153 400ul serum or plasma in each polypropylene tube will be stored at -80°C. The

154 neurofilament light chain (NFL), C-reactive protein (CRP), leukocyte count (LC), and
155 vascular endothelial growth factor (VEGF) will be examined at regular intervals during
156 the study. The blood samples will be acquired from fasting patients at each visit.
157 (Supplementary Figure S1)

158 **Imaging Examination and Analysis**

159 Magnetic resonance imaging (MRI) will be performed on consenting participants who
160 are right-handed and have a HADS score < 8 and a modified Rankin scale (mRS) score
161 ≤ 2 . All participants should have no contraindications for MRI and without other
162 neurological diseases or psychiatric disorders. MRI acquisitions will be carried on 3.0
163 T GE Signa Scanner. The standardized neuroimaging protocol includes three-
164 dimensional T1-weighted imaging (T1WI), T2-weighted imaging (T2WI), magnetic
165 resonance angiography (MRA), and diffusion tensor imaging (DTI) sequence. The
166 infarct or hemorrhage lesions, white matter hyperintensity (WMH), vascular stenosis,
167 hippocampal atrophy, mean diffusivity (MD), and fractional anisotropy (FA) will be
168 recorded. The neuroimaging analysis will be conducted by two experienced radiologists
169 independently. (Supplementary Figure S2)

170 **Patient-reported outcomes**

171 To explore the potential therapeutic effects of TCM, we plan to interview participants
172 (VCI patients and their caregivers) undergoing TCM treatment for at least 3 months.
173 The score of MoCA in VCI patients should be between 10-26, and cognitive
174 impairment is their main symptom. All participants will be assessed by a 30 min semi-
175 structured questionnaire, including disturbing symptoms, emotional needs, experience
176 of TCM, etc. The grounded analysis will be used to collect items on treatment effects
177 and generate conceptual graphs, which will serve as the basis for developing patient-
178 centered outcomes. Finally, the Delphi survey and verification research will be
179 conducted to obtain patient-reported outcomes [18] (Supplementary Figure S3).

180 **Data collection and monitoring**

181 All data will be collected on an electronic data capture (EDC) system ([http://www.1-
182 dao.net](http://www.1-dao.net)) with unique ID during the study period. The main data elements include
183 demographics, diagnosis, cognition, examination, imaging, treatments, outcomes,
184 safety information, and other information (Table 1). Informed consent requires
185 scanning and uploading. The EDC system can remind researchers of the time to follow
186 up and automatically check for completeness and logical error in the uploaded data.

187 Any data correction and an electronic audit trail with an electronic signature and data
188 will be recorded on the system. To ensure the security of participant data, the EDC
189 system has implemented a strict authentication process.

190 **Follow-up procedures**

191 Participants will be scheduled for face-face visit every three months over two years.
192 Researchers will provide specialized health services to ensure study compliance and
193 keep in touch with participants and their caregivers by phone monthly. The treatment
194 information, physical examination, four examinations of TCM, outcomes evaluation,
195 safety assessment, and major adverse cardiovascular events (MACE) will be collected
196 at each visit (at admission and at 6, 12, 18, and 24 months). Blood sample collection
197 and MRI examination will be performed annually.

198 **Study outcomes**

199 To clarify the characteristics of the clinical efficacy of TCM therapies, the outcome will
200 be evaluated from multiple dimensions, including cognition, the activity of daily living,
201 quality of life, mental, psychology, *ZHENG* of TCM, the burden of caregiver, and
202 adverse events. The primary outcomes are the change scores of MoCA from baseline
203 to 12 months and 24 months. The secondary outcomes are the variation of MoCA,
204 TMT-A, TMT-B, HVLT, BNT-2, CDT, NPI, HADS, IADL, EQ-5D-5L, SDSVD, ZBI
205 from baseline to 12 and 24 months. The secondary outcomes will also include the
206 incidence of adverse events and MACE during the study. The exploratory outcomes
207 will be the change in NFL, CRP, LC, VEGF, MD, and FA.

208 **Quality control and management**

209 Prior to study initiation, a committee will design standard operating procedures
210 regarding consecutive patient screening and recruitment, obtaining informed consent,
211 and data collection. Research personnel, statistical analysts, and data administrator
212 should formulate the data verification plan together. Data administrators will regularly
213 review the uploaded data according to the verification plan, such as missing data,
214 logical errors, etc. Any questions about the uploaded data will be directed to the
215 investigator for clarification. The data administrators will be required to produce a
216 monthly data audit report.

217 **Study sample size**

218 Currently, there is no valid sample size calculation method for registry studies.
219 Multivariate analysis will be performed for the study outcomes. Based on the literature
220 and expert opinions, the preliminary research variables will be no more than 40.

221 According to the rule of thumb [19-20], the principle of sample size estimation should
222 be 20 times that of variables. Assuming a 20% dropout rate after the study is completed,
223 a total sample size of 1000 participants will be needed.

224 **Statistical analysis**

225 SPSS version 26 (IBM Corp., Armonk, NY, USA) will be applied for statistical analysis.
226 The baseline characteristics of all participants will be described as follows: the mean,
227 median, standard deviation, or interquartile ranges will be used to summarize continuous
228 data, while counts or percentages for categorical data. Between-group comparisons will
229 be conducted using ANOVA or t-test, or non-parametric tests.

230 The propensity score matching will be adopted to analyze the effectiveness of TCM.
231 Baseline variables will be balanced and matched, such as age, sex, education,
232 hypertension, diabetes, smoking, stroke, cognition, brain lesion, etc. The comparative
233 analysis will be conducted after the baseline unevenness adjustment. Propensity score
234 matching will be used for comparisons, such as different therapies (TCM vs. western
235 medicine vs. combined treatment), formulations (Chinese patent medicine vs.
236 decoctions vs. formula granule), etc.

237 Hierarchical models based on the cognitive impairment grading, brain lesion size, age
238 group, gender, TCM syndromes, classification of diseases, course of treatment will be
239 taken into account to explore important factors affecting the effectiveness of TCM for
240 VCI. Conditional logistic regression models will be adjusted by different variables to
241 identify predictors of long-term effectiveness presented by MoCA and other outcomes
242 at 12- and 24-month follow-ups.

243 While quality control can improve the integrity of research data, missing data is often
244 unavoidable in observational studies. However, limiting missing data to less than 20%
245 is important. By convention, nonresponse follow-up will be classified as missing not at
246 random (MNAR) [21]. Therefore, multiple imputations will be used to handle missing
247 data [22].

248 **Discussion**

249 Given the diagnostic and treatment challenges of dementia, an increasing number of
250 observational studies have been conducted around the world, including the English
251 Longitudinal Study of Aging (ELSA) [23], the German Aging Survey (DEAS) [24],
252 and China Registry Study on Cognitive Impairment in the Elderly (HOPE) [25], with
253 few studies on VCI. A registry study is an organized system that collects medical data

254 in an observational format to evaluate clinical outcomes for specific diseases, health
255 conditions, or exposed populations [26]. To our knowledge, only one TCM registry
256 study [27] has focused on VCI, which just pay attention to one Chinese patent drug for
257 vascular dementia. Generally speaking, these data lack comprehensive TCM
258 information and multi-dimensional outcome assessment. The REVIEW-TCM study
259 will explore the efficacy characteristics, suitable patient populations, and patient-
260 centered outcomes of TCM therapies. It is worth noting that specific studies with
261 hypotheses, such as comparative effectiveness research, pragmatic randomized clinical
262 trials, or nested case-control studies, can be included in this registry study. This
263 approach can lead to the generation of secondary hypotheses, which can be further
264 tested in clinical trials [28].

265 TCM treatment is mainly based on syndrome differentiation. *ZHENG* of TCM can
266 categorize different characteristics of VCI patients. According to *ZHENG*, different
267 Chinese patent medicine and TCM decoctions can be prescribed by doctors. For
268 example, Qi Fu Yin can tonify qi and replenish blood to boost qi and blood circulation,
269 which includes bioactive compounds or phytochemicals to produce antioxidant, anti-
270 inflammatory, and anti-thrombotic effects [29]. Therefore, Chinese herbs based on
271 different *ZHENG* can influence different pathological mechanisms and VCI
272 populations. Moreover, there is high-quality evidence supporting the use of Sailuotong
273 (SLT) for tonifying qi and activating blood [11,13]. SLT is reportedly effective against
274 VCI populations with mild to moderate severity dementia and evidence of ischemic
275 lesions, improving functioning in multiple domains, such as memory, orientation,
276 language and executive function [13]. Additionally, we sought to determine the specific
277 characteristics of TCM treatments that are most effective in treating VCI, as well as the
278 patient populations that are most likely to benefit from them.

279 Holism is a key principle of TCM which involves pursuing unity and integrity of
280 function in humans and keeping harmony with the social environment [30]. Besides
281 cognitive impairment, gait disturbance, urinary incontinence, emotional disorder, low
282 quality of life, and social role can impact VCI patients and caregivers. The REVIEW-
283 TCM study will pay attention to cognitive functions, the changes in ADL, global
284 clinical improvement, quality of life, neuropsychiatric symptoms, and the burden of the
285 caregiver. However, some VCI patient-centered outcomes may not be found for TCM
286 treatment. Patient-reported outcomes will be explored in mixed methods research,
287 which integrates qualitative and quantitative methods for scientific inquiry and

288 evaluation to supplement outcomes [31]. Mixed methods research has been widely used
289 in real-world studies to comprehensively answer research questions, providing
290 abundant data for the individualized therapeutic evaluation of TCM in different aspects,
291 which may reflect holism and humanities characteristics of TCM at the individual level.
292 [32-33]

293 An increasing body of evidence suggests that white matter (WM) plays an important
294 role in cognitive decline and dementia [34]. DTI is a kind of MRI technology to detect
295 microscopic structural changes in WM and evaluate the structural integrity of WM
296 fibers. It has become a potential candidate imaging marker to evaluate cognitive
297 impairment [35]. Accordingly, we will pay more attention to DTI in neuroimaging
298 examination to explore the effects of TCM on our brain structure. NFL is an
299 intermediate filament protein that is a component of the cytoskeleton of neurons and is
300 abundantly expressed in axons [36]. It is also a possible prognostic biomarker for VCI
301 and may serve as a pharmacodynamic response biomarker for therapeutic target
302 engagement [37]. Hypertension, diabetes, or other vascular risk factors can lead to
303 cerebrovascular injury. In contrast, angiogenesis and systemic inflammation
304 biomarkers, like VEGF, LC or CRP, may play a pathogenic role in driving cognitive
305 decline [38-39]. These biomarkers will improve our understanding of the
306 pharmacological mechanisms of TCM and represent potential therapeutic response
307 indicators.

308 It has long been established that TCM treatment can boost memory and cognitive
309 functions and manage behavioral and psychological symptoms associated with VCI.
310 We conducted a longitudinal, patient-centered study to comprehensively collect
311 epidemiological and clinical data for TCM research. To the best of our knowledge, the
312 REVIEW-TCM study is the first comprehensive, prospective, mixed-methods, registry-
313 based study to evaluate TCM treatment in VCI, which will analyze differences among
314 different TCM therapies and the effectiveness and safety of TCM in the real world and
315 explore population characteristics and subtypes of VCI suitable for TCM.

316 **Acknowledgments**

317 We gratefully acknowledge the contributions of the researchers and all participants in this study.
318 We also thank Professor Ying Gao, Jinwen Ge, and DahuaWu for providing support on EDC
319 in REVIEW-TCM.

320 **Authors' contributions**

321 The idea of this research was proposed by YX. This protocol drafting was undertaken by YX,
322 LX, RF. DHW and JWG revised the manuscript for intellectual content. YG will provide
323 EDC system. Data collection and security will be performed by YX, JLJ, GM, TY, FLK,
324 SLW, ACL. All authors approved the final version of the manuscript.

325 **Funding**

326 This research was supported by General project of Health Commission of Hunan Province
327 (No.202218014505), General project of Hunan Administration of Traditional Chinese
328 Medicine (No.D2022060), Hunan Province Clinical Medical Technology Innovation
329 Guidance Project (No.2021SK51001), Natural Science Foundation of Hunan Province
330 (No.2022JJ40241), Foundation of China Center for Evidence Based Traditional Chinese
331 Medicine (No.2019XZZX-NB004), The National Key Research and Development Project
332 (No.2018YFC1704904).

333 **Availability of data and materials**

334 Not applicable

335 **Declarations**

336 **Ethics approval and consent to participate**

337 This study protocol involving human participants has been reviewed and approved by Hunan
338 Hospital of Integrated Traditional Chinese and Western Medicine, Changsha, China (No. [2022]
339 48). The study will be conducted in accordance with the principles of Good Clinical Practice
340 and the Declaration of Helsinki. The study has also been registered at the Chinese Clinical Trial
341 Registry (ChiCTR2200064756). All participants must give written informed consent which
342 should be acquired after a sufficient and detailed explanation of the research situation
343 (including confidentiality, risk and benefits, the purpose of the study, etc.).

344 **Consent for publication**

345 Not applicable.

346 **Competing interests**

347 The authors have no competing interests to declare.

348

349 **References**

- 350 1 van der Flier WM, Skoog I, Schneider JA, Pantoni L, Mok V, Chen C, et al. Vascular cognitive
351 impairment. *Nat Rev Dis Primers*. 2018;4:18003. <http://doi.org/10.1038/nrdp.2018.3>
- 352 2 Jia J, Zhou A, Wei C, Jia X, Wang F, Li F, et al. The prevalence of mild cognitive impairment and
353 its etiological subtypes in elderly Chinese. *Alzheimers Dement*. 2014;10(4):439-47.
354 <http://doi.org/10.1016/j.jalz.2013.09.008>
- 355 3 Jia L, Quan M, Fu Y, Zhao T, Li Y, Wei C, et al. Dementia in China: epidemiology, clinical
356 management, and research advances. *Lancet Neurol*. 2020;19(1):81-92.
357 [http://doi.org/10.1016/S1474-4422\(19\)30290-X](http://doi.org/10.1016/S1474-4422(19)30290-X)
- 358 4 Cognitive Impairment Committee of Neurology Branch of Chinese Medical Doctor Association,
359 Chinese Guidelines for the diagnosis and treatment of vascular cognitive Impairment 2019.
360 *National Medical Journal of China* 2019; 99(35): 2737-2744.
361 <http://doi.org/10.3760/cma.j.issn.0376-2491.2019.35.005>
- 362 5 Litak J, Mazurek M, Kulesza B, Szmygin P, Litak J, Kamieniak P, et al. Cerebral Small Vessel
363 Disease. *Int J Mol Sci*. 2020;21(24). <http://doi.org/10.3390/ijms21249729>
- 364 6 Orgeta V, Qazi A, Spector AE, Orrell M. Psychological treatments for depression and anxiety in
365 dementia and mild cognitive impairment. *Cochrane Database Syst Rev*. 2014;2014(1):D9125.
366 <http://doi.org/10.1002/14651858.CD009125.pub2>
- 367 7 Dauphinot V, Potashman M, Levitchi-Benea M, Su R, Rubino I, Krolak-Salmon P. Economic and
368 caregiver impact of Alzheimer's disease across the disease spectrum: a cohort study. *Alzheimers*
369 *Res Ther*. 2022;14(1):34. <http://doi.org/10.1186/s13195-022-00969-x>
- 370 8 Dichgans M, Leys D. Vascular Cognitive Impairment. *Circ Res*. 2017;120(3):573-91.
371 <http://doi.org/10.1161/CIRCRESAHA.116.308426>
- 372 9 Iadecola C, Dering M, Hachinski V, Joutel A, Pendlebury ST, Schneider JA, et al. Vascular
373 Cognitive Impairment and Dementia: JACC Scientific Expert Panel. *J Am Coll Cardiol*.
374 2019;73(25):3326-44. <http://doi.org/10.1016/j.jacc.2019.04.034>
- 375 10 Xu QQ, Shan CS, Wang Y, Shi YH, Zhang QH, Zheng GQ. Chinese Herbal Medicine for Vascular
376 Dementia: A Systematic Review and Meta-Analysis of High-Quality Randomized Controlled
377 Trials. *J Alzheimers Dis*. 2018;62(1):429-56. <http://doi.org/10.3233/JAD-170856>
- 378 11 Chang D, Liu J, Bilinski K, Xu L, Steiner GZ, Seto SW, et al. Herbal Medicine for the Treatment
379 of Vascular Dementia: An Overview of Scientific Evidence. *Evid Based Complement Alternat Med*.
380 2016;7293626. <http://doi.org/10.1155/2016/7293626>
- 381 12 Chan ES, Bautista DT, Zhu Y, You Y, Long JT, Li W, et al. Traditional Chinese herbal medicine
382 for vascular dementia. *Cochrane Database Syst Rev*. 2018;12(12):D10284.
383 <http://doi.org/10.1002/14651858.CD010284.pub2>
- 384 13 Jia J, Wei C, Chen S, Li F, Tang Y, Qin W, et al. Efficacy and safety of the compound Chinese
385 medicine SaiLuoTong in vascular dementia: A randomized clinical trial. *Alzheimers Dement (N*
386 *Y)*. 2018;4:108-17. <http://doi.org/10.1016/j.trci.2018.02.004>
- 387 14 Zeng L, Zou Y, Kong L, Wang N, Wang Q, Wang L, et al. Can Chinese Herbal Medicine Adjunctive
388 Therapy Improve Outcomes of Senile Vascular Dementia? Systematic Review with Meta-
389 analysis of Clinical Trials. *Phytother Res*. 2015;29(12):1843-57. <http://doi.org/10.1002/ptr.5481>
- 390 15 Bai X, Zhang M. Traditional Chinese Medicine Intervenes in Vascular Dementia: Traditional

- 391 Medicine Brings New Expectations. *Front Pharmacol.* 2021;12:689625.
392 <http://doi.org/10.3389/fphar.2021.689625>
- 393 16 Sachdev P, Kalaria R, O'Brien J, Skoog I, Alladi S, Black SE, et al. Diagnostic criteria for vascular
394 cognitive disorders: a VASCOG statement. *Alzheimer Dis Assoc Disord.* 2014;28(3):206-18.
395 <http://doi.org/10.1097/WAD.0000000000000034>
- 396 17 Skrobot OA, O'Brien J, Black S, Chen C, DeCarli C, Erkinjuntti T, et al. The Vascular Impairment
397 of Cognition Classification Consensus Study. *Alzheimers Dement.* 2017;13(6):624-33.
398 <http://doi.org/10.1016/j.jalz.2016.10.007>
- 399 18 Xue-fei W, Qiang L, Hai-zhen Z, Ying G. Development process of patient-reported outcome draft
400 scale of stroke. *China Journal of Traditional Chinese Medicine and Pharmacy* 2012; 27(02): 292-
401 295.
- 402 19 van der Ploeg T, Austin PC, Steyerberg EW. Modern modelling techniques are data hungry: a
403 simulation study for predicting dichotomous endpoints. *Bmc Med Res Methodol.* 2014;14:137.
404 <http://doi.org/10.1186/1471-2288-14-137>
- 405 20 Riley RD, Ensor J, Snell K, Harrell FJ, Martin GP, Reitsma JB, et al. Calculating the sample size
406 required for developing a clinical prediction model. *BMJ.* 2020;368:m441.
407 <http://doi.org/10.1136/bmj.m441>
- 408 21 McPherson S, Barbosa-Leiker C, Mamey MR, McDonell M, Enders CK, Roll J. A 'missing not at
409 random' (MNAR) and 'missing at random' (MAR) growth model comparison with a
410 buprenorphine/naloxone clinical trial. *Addiction.* 2015;110(1):51-8.
411 <http://doi.org/10.1111/add.12714>
- 412 22 Rubin DB. Multiple imputation after 18+ years. *J Am Stat Assoc* 1996; 91(434): 473-489. DOI :
413 10.2307/2291635
- 414 23 Steptoe A, Breeze E, Banks J, Nazroo J. Cohort profile: the English longitudinal study of ageing.
415 *Int J Epidemiol.* 2013;42(6):1640-8. <http://doi.org/10.1093/ije/dys168>
- 416 24 Klaus D, Engstler H, Mahne K, Wolff JK, Simonson J, Wurm S, et al. Cohort Profile: The German
417 Ageing Survey (DEAS). *Int J Epidemiol.* 2017;46(4):1105. <http://doi.org/10.1093/ije/dyw326>
- 418 25 Zhu Y, Pan D, He L, Rong X, Li H, Li Y, et al. China Registry Study on Cognitive Impairment in
419 the Elderly: Protocol of a Prospective Cohort Study. *Front Aging Neurosci.* 2021;13:797704.
420 <http://doi.org/10.3389/fnagi.2021.797704>
- 421 26 Gliklich R, Dreyer N, and Leavy M. Registries for evaluating patient outcomes: a user's guide.
422 Third edition (2014). Available at: <http://www.effectivehealthcare.ahrq.gov/registries-guide-3.cfm>.
- 423 27 Zhang Y. L. Multi center case registration of compound cistanche yizhi capsule in the treatment of
424 vascular dementia based on the real world. (2021) Available at:
425 <http://www.chictr.org.cn/showproj.aspx?proj=139594>.
- 426 28 Feng L, Kong L, Dong X, Lai X, Zhang D, Ren B, et al. China Stroke Registry for Patients With
427 Traditional Chinese Medicine (CASES-TCM): Rationale and Design of a Prospective,
428 Multicenter, Observational Study. *Front Pharmacol.* 2021;12:743883.
429 <http://doi.org/10.3389/fphar.2021.743883>
- 430 29 Ong WY, Wu YJ, Farooqui T, Farooqui AA. Qi Fu Yin-a Ming Dynasty Prescription for the
431 Treatment of Dementia. *Mol Neurobiol.* 2018;55(9):7389-400. <http://doi.org/10.1007/s12035-018->

- 432 0908-0
- 433 30 Jian-bo H, Guang-ji Z. Origin and innovative development of holism of traditional Chinese
- 434 medicine. *China Journal of Traditional Chinese Medicine and Pharmacy* 2020; 35(01): 35-38. DOI :
- 435 CNKI:SUN:BXYY.0.2020-01-006
- 436 31 Gaglio B, Henton M, Barbeau A, Evans E, Hickam D, Newhouse R, et al. Methodological standards
- 437 for qualitative and mixed methods patient centered outcomes research. *BMJ*. 2020;371:m4435.
- 438 <http://doi.org/10.1136/bmj.m4435>
- 439 32 Ruijin Q, Chen Z, Changming Z, et al. Application of mixed methods research in individualized
- 440 therapeutic evaluation of clinical trials of traditional Chinese medicine. *Chinese Journal of*
- 441 *Evidence-Based Medicine* 2020; 20(08): 973-978. DOI: 10.7507/1672-2531.201911079
- 442 33 Hongling C, Kaiwen N, Lin Z, et al. The Application of Mixed Methods Research in Real World
- 443 Studies. *Chinese Journal of Evidence-Based Medicine* 2018; 18(11): 1203-1206.
- 444 DOI:10.7507/1672-2531.201808035
- 445 34 Prins ND, Scheltens P. White matter hyperintensities, cognitive impairment and dementia: an
- 446 update. *Nat Rev Neurol*. 2015;11(3):157-65. <http://doi.org/10.1038/nrneurol.2015.10>
- 447 35 Pasi M, van Uden IW, Tuladhar AM, de Leeuw FE, Pantoni L. White Matter Microstructural
- 448 Damage on Diffusion Tensor Imaging in Cerebral Small Vessel Disease: Clinical Consequences.
- 449 *Stroke*. 2016;47(6):1679-84. <http://doi.org/10.1161/STROKEAHA.115.012065>
- 450 36 Ashton NJ, Leuzy A, Lim YM, Troakes C, Hortobágyi T, Höglund K, et al. Increased plasma
- 451 neurofilament light chain concentration correlates with severity of post-mortem neurofibrillary
- 452 tangle pathology and neurodegeneration. *Acta Neuropathol Commun*. 2019;7(1):5.
- 453 <http://doi.org/10.1186/s40478-018-0649-3>
- 454 37 Hoyer-Kimura C, Konhilas JP, Mansour HM, Polt R, Doyle KP, Billheimer D, et al. Neurofilament
- 455 light: a possible prognostic biomarker for treatment of vascular contributions to cognitive
- 456 impairment and dementia. *J Neuroinflammation*. 2021;18(1):236. [http://doi.org/10.1186/s12974-](http://doi.org/10.1186/s12974-021-02281-1)
- 457 [021-02281-1](http://doi.org/10.1186/s12974-021-02281-1)
- 458 38 Walker KA, Gottesman RF, Wu A, Knopman DS, Gross AL, Mosley TJ, et al. Systemic
- 459 inflammation during midlife and cognitive change over 20 years: The ARIC Study. *Neurology*.
- 460 2019;92(11):e1256-67. <http://doi.org/10.1212/WNL.0000000000007094>
- 461 39 Erhardt EB, Adair JC, Knoefel JE, Caprihan A, Prestopnik J, Thompson J, et al. Inflammatory
- 462 Biomarkers Aid in Diagnosis of Dementia. *Front Aging Neurosci*. 2021;13:717344.
- 463 <http://doi.org/10.3389/fnagi.2021.717344>
- 464

465

Table 1 Main variables registered in REVIEW-TCM study

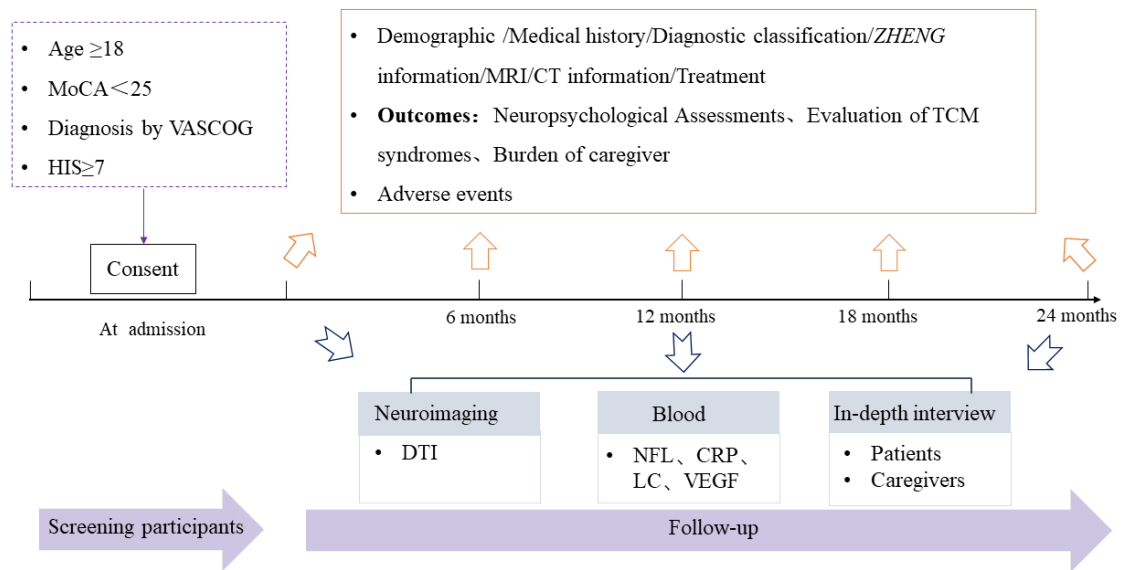
466

Field	Property	Variables
Basic information		
Demographic	Required	Identification card; Age; Gender; Ethnicity; Education; Birthplace; Permanent address; Height; Weight; Body Mass Index; Marital status; Occupation; Phone number
Disease	Required	Symptom onset date; Admission date; Course of VCI; Comorbidity
Auxiliary examination	Required	Vital signs; Laboratory tests; ECG
Cognition information	Required	MoCA; HIS; History of treatment
Diagnosis	Required	Diagnostic classification; <i>ZHENG</i> of TCM
Imaging	Required	CT; MRI; Brain lesions
Informed consent	Required	
Treatment information		
Traditional Chinese medicine	Required	TCM therapies; Formulation (Chinese patent medicine or decoctions); Duration; Therapy compliance
Western medicine	Required	Drugs; Category; Dosage; Duration
Outcomes evaluation		
Cognition	Required	MoCA; TMT-A; TMT-B; BNT-2; HVLT; CDT
Activity of daily living	Required	IADL
Quality of life	Required	EQ-5D-5L
Psychology	Required	HADS
Mental	Required	NPI
<i>ZHENG</i> of TCM	Required	SDSVD
Burden of caregiver	Required	Zarit Burden Interview
Safety evaluation	Required	Adverse events; MACE
Health economics	Required	Occupational status; Full-time care; Assistance needed; Daily medication cost
Other information		
Specific imaging information	Optional	Infarct or hemorrhage lesions; WMH; Vascular stenosis; Hippocampal atrophy; MD; FA
Molecular biology	Optional	NFL; CRP; LC; VEGF
In-depth interview	Optional	Recording of interview

467

468 CT, Computerized tomography; CRP, C-reactive protein; DTI, Diffusion tensor
469 imaging; ECG, electrocardiogram; FA, Fractional anisotropy; HIS, Hachinski Ischemic
470 Score; LC, Leukocyte count; NFL, Neurofilament light chain; MACE, Major adverse
471 cardiovascular events; MoCA, Montreal Cognitive Assessment; MD, Mean diffusivity;
472 MRI, Magnetic resonance imaging; REVIEW-TCM, Registry for vascular cognitive
473 Impairment treatment with traditional Chinese medicine; TCM, Traditional Chinese
474 medicine; VASCOG, The special symposium of the International Society for Vascular
475 Behavioral and Cognitive Disorders; VEGF, Vascular endothelial growth factor; WMH,
476 White matter hyperintensity.

477



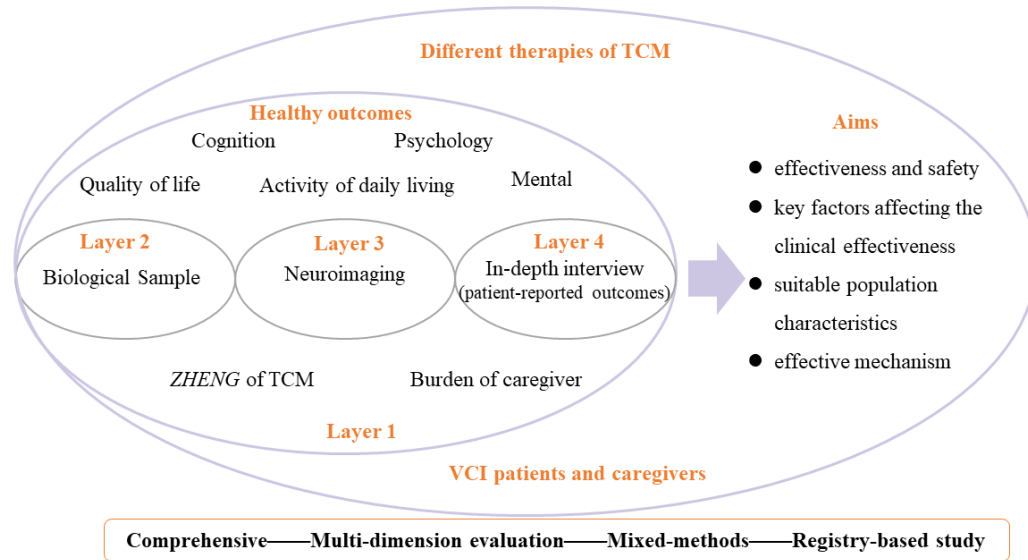
478

479 Figure 1. The overview of study flowchart of REVIEW-TCM

480 CT, Computerized tomography; CRP, C-reactive protein; DTI, Diffusion tensor
481 imaging; HIS, Hachinski Ischemic Score; LC, Leukocyte count; NFL, Neurofilament
482 light chain; MoCA, Montreal Cognitive Assessment; MRI, Magnetic resonance
483 imaging; REVIEW-TCM, Registry for vascular cognitive Impairment treatment with
484 traditional Chinese medicine; TCM, Traditional Chinese medicine; VASCOG, The
485 special symposium of the International Society for Vascular Behavioral and Cognitive
486 Disorders; VEGF, Vascular endothelial growth factor.

487

488



489

490

Figure 2. Study design of registry for REVIEW-TCM

491

492

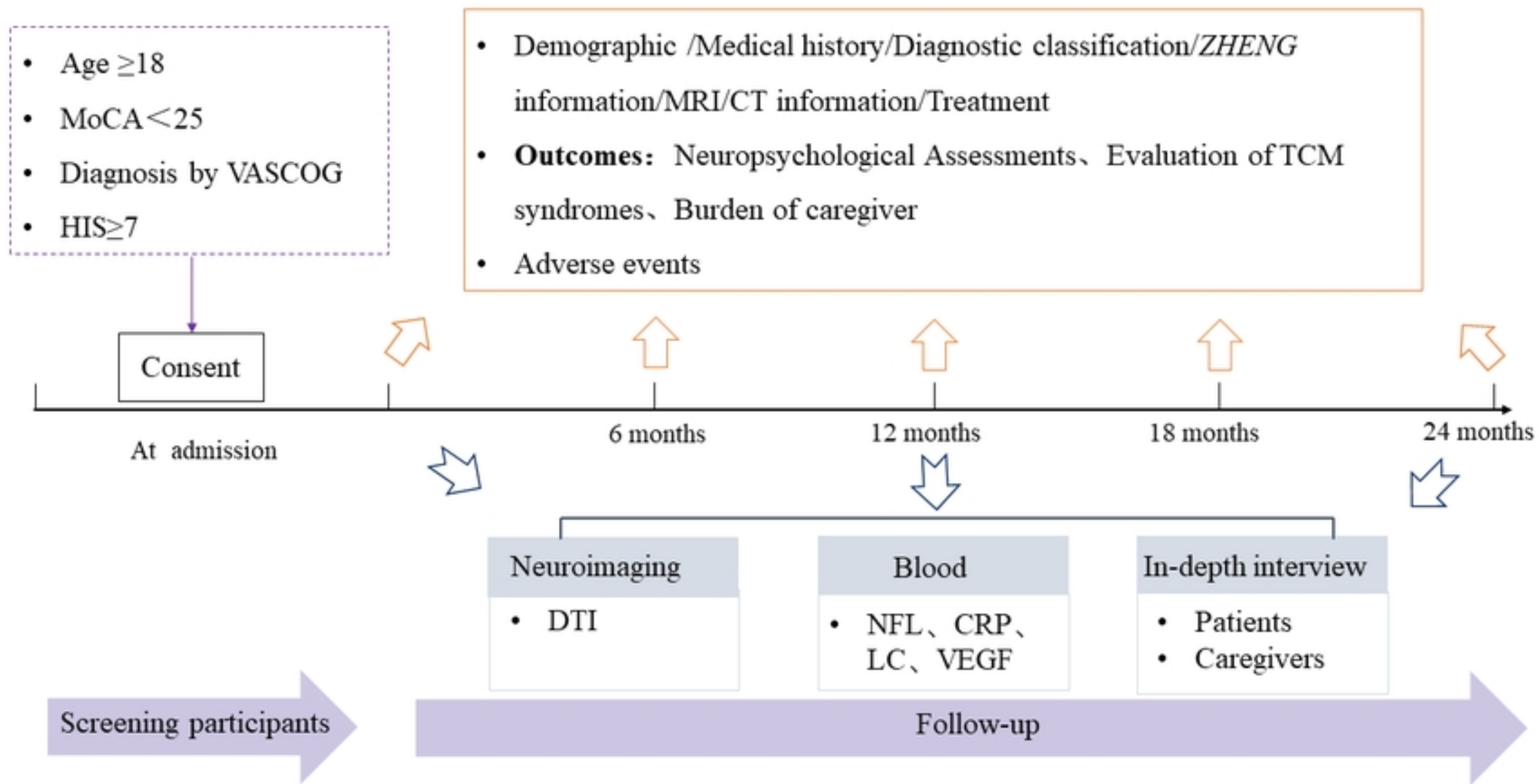


Figure1

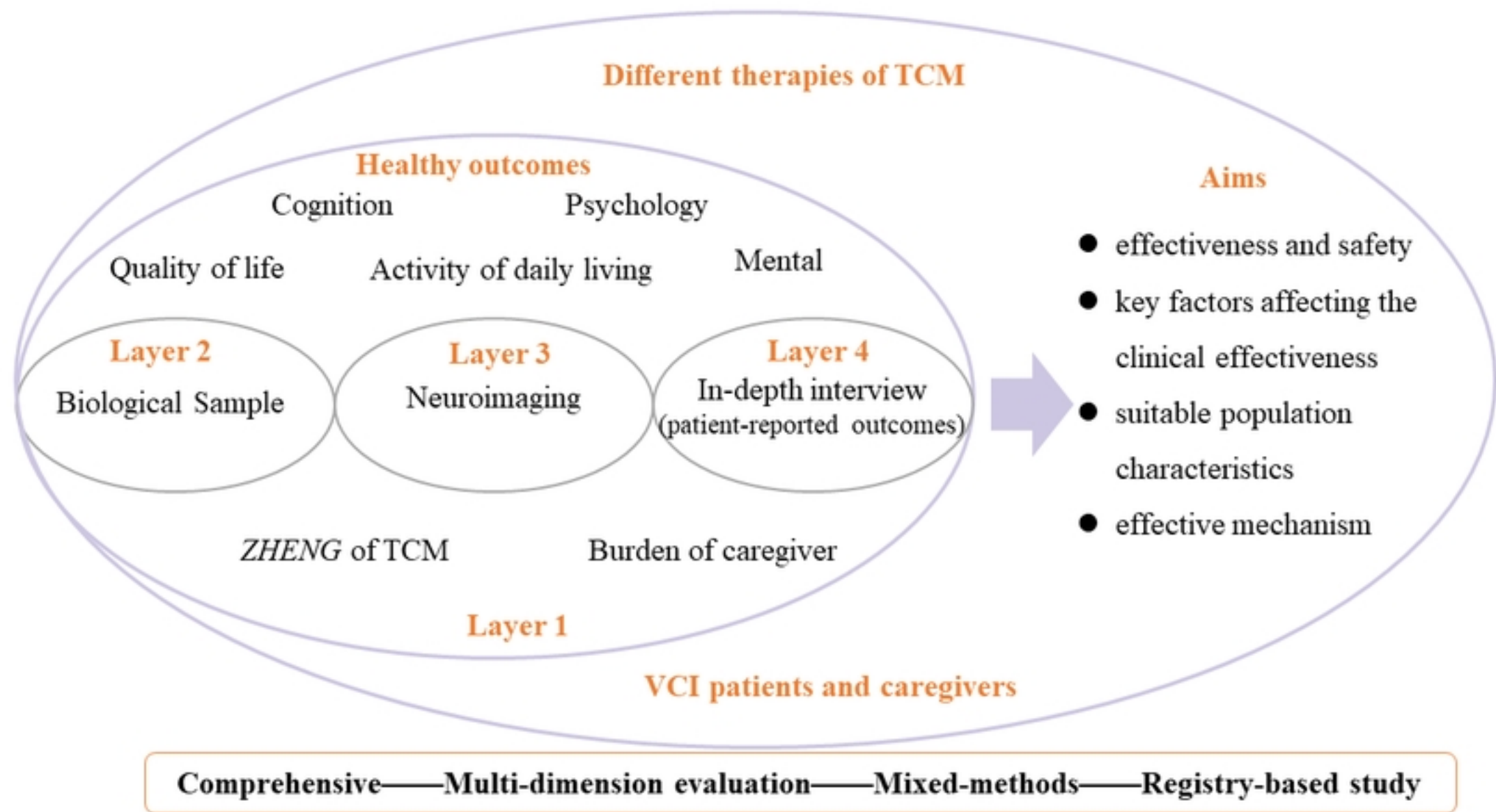


Figure2

Table 1 Main variables registered in REVIEW-TCM study

Field	Property	Variables
Basic information		
Demographic	Required	Identification card; Age; Gender; Ethnicity; Education; Birthplace; Permanent address; Height; Weight; Body Mass Index; Marital status; Occupation; Phone number
Disease	Required	Symptom onset date; Admission date; Course of VCI; Comorbidity
Auxiliary examination	Required	Vital signs; Laboratory tests; ECG
Cognition information	Required	MoCA; HIS; History of treatment
Diagnosis	Required	Diagnostic classification; <i>ZHENG</i> of TCM
Imaging	Required	CT; MRI; Brain lesions
Informed consent	Required	
Treatment information		
Traditional Chinese medicine	Required	TCM therapies; Formulation (Chinese patent medicine or decoctions); Duration; Therapy compliance
Western medicine	Required	Drugs; Category; Dosage; Duration
Outcomes evaluation		
Cognition	Required	MoCA; TMT-A; TMT-B; BNT-2; HVLT; CDT
Activity of daily living	Required	IADL
Quality of life	Required	EQ-5D-5L
Psychology	Required	HADS
Mental	Required	NPI
<i>ZHENG</i> of TCM	Required	SDSVD
Burden of caregiver	Required	Zarit Burden Interview
Safety evaluation	Required	Adverse events; MACE
Health economics	Required	Occupational status; Full-time care; Assistance needed; Daily medication cost
Other information		
Specific imaging information	Optional	Infarct or hemorrhage lesions; WMH; Vascular stenosis; Hippocampal atrophy; MD; FA
Molecular biology	Optional	NFL; CRP; LC; VEGF
In-depth interview	Optional	Recording of interview

CT, Computerized tomography; CRP, C-reactive protein; DTI, Diffusion tensor

imaging; ECG, electrocardiogram; FA, Fractional anisotropy; HIS, Hachinski Ischemic Score; LC, Leukocyte count; NFL, Neurofilament light chain; MACE, Major adverse cardiovascular events; MoCA, Montreal Cognitive Assessment; MD, Mean diffusivity; MRI, Magnetic resonance imaging; REVIEW-TCM, Registry for vascular cognitive Impairment treatment with traditional Chinese medicine; TCM, Traditional Chinese medicine; VASCOG, The special symposium of the International Society for Vascular Behavioral and Cognitive Disorders; VEGF, Vascular endothelial growth factor; WMH, White matter hyperintensity.