

1 **Effectiveness of BNT162b2 mRNA vaccine third doses and previous infection**
2 **in protecting against SARS-CoV-2 infections during the Delta and Omicron**
3 **variant waves; the UK SIREN cohort study September 2021 to February 2022**

4 Corresponding author:

5 Victoria J Hall, victoria.hall@ukhsa.gov.uk, 01842 768 282

6 Postal address: SIREN Team, UK Health Security Agency, Nobel House, 17 Smith
7 Square, London, SW1P 3JR

8

9 Authors (*contributed equally and share first authorship)

10 Victoria J Hall*¹ victoria.hall@ukhsa.gov.uk ORCID 0000-0001-8744-4277

11 Ferdinando Insalata*^{1,2} ferdinando.insalata@ukhsa.gov.uk

12 Sarah Foulkes*¹ sarah.foulkes@ukhsa.gov.uk ORCID 0000-0001-7241-6345

13 Peter Kirwan ^{1,3} peter.kirwan@mrc-bsu.cam.ac.uk ORCID 0000-0001-6904-0500

14 Dominic Sparkes¹ dominic.sparkes@ukhsa.gov.uk

15 Ana Atti¹ ana.atti@ukhsa.gov.uk

16 Michelle Cole¹ michelle.cole@ukhsa.gov.uk

17 Elen de Lacy⁴ elen.delacy@wales.nhs.uk

18 Lesley Price^{5,6} l.price@gcu.ac.uk

19 Diane Corrigan⁷ Diane.Corrigan@hscni.net

20 Colin S Brown¹ colin.brown@ukhsa.gov.uk

21 Jasmin Islam¹ jamin.islam@ukhsa.gov.uk

22 The SIREN Study Group

23 Andre Charlett¹ andre.charlett@ukhsa.gov.uk

24 Susan Hopkins¹ susan.hopkins@ukhsa.gov.uk

25

26 Affiliations

27 1. UK Health Security Agency, UK Health Security Agency, Nobel House, 17
28 Smith Square, London, SW1P 3JR

29 2. Department of Mathematics, Imperial College London, London, SW7 2AZ,
30 United Kingdom

31 3. MRC Biostatistics Unit, University of Cambridge, Institute of Public Health.
32 Forvie Site. Robinson Way. Cambridge. CB2 0SR

33 4. Public Health Wales, 2 Capital Quarter Tyndall Street Cardiff CF10 4BZ

34 5. Glasgow Caledonian University, Cowcaddens Road, Glasgow G4 0BA

- 35 6. Public Health Scotland, Gyle Square 1 South Gyle Crescent, Edinburgh EH12
36 9EB
37 7. Public Health Agency Northern Ireland, Unit 12-22 Linenhall Street, Belfast
38 BT2 8BS
39
40

41 **ABSTRACT**

42 Third doses of COVID-19 vaccines were widely deployed following primary vaccine
43 course waning and emergence of the Omicron-variant. We investigated protection
44 from third-dose vaccines and previous infection against SARS-CoV-2 infection
45 during Delta-variant and Omicron-variant (BA.1 & BA.2) waves in our frequently
46 PCR-tested cohort of healthcare-workers.

47

48 Relative effectiveness of BNT162b2 third doses and infection-acquired immunity was
49 assessed by comparing the time to PCR-confirmed infection in boosted participants
50 with those with waned dose-2 protection (≥ 254 days after dose-2). Follow-up time
51 was divided by dominant circulating variant: Delta 07 September 2021 to 30
52 November 2021, Omicron 13 December 2021 to 28 February 2022. We used a Cox
53 regression model with adjustment/stratification for demographic characteristics and
54 staff-type. We explored protection associated with vaccination, infection and both.

55 We included 19,614 participants, 29% previously infected. There were 278 primary
56 infections (4 per 10,000 person-days of follow-up) and 85 reinfections (0.8/10,000
57 person-days) during the Delta period and 2467 primary infections (43/10,000 person-
58 days) and 881 reinfections (33/10,000) during the Omicron period. Relative Vaccine
59 Effectiveness (VE) 0-2 months post-3rd dose (V3) (3-doses BNT162b2) in the
60 previously uninfected cohort against Delta infections was 63% (95% Confidence
61 Interval (CI) 40%-77%) and was lower (35%) against Omicron infection (95% CI
62 21%-47%). For primary course ChAdOX1 recipients, BNT162b2 heterologous third
63 doses were especially effective, with VE 0-2 months post-V3 over $\geq 68\%$ higher for
64 both variants. Third-dose protection waned rapidly against Omicron, with no
65 significant difference between two and three BNT162b2 doses observed after 4-
66 months. Previous infection continued to provide additional protection against
67 Omicron (67% (CI 56%-75%) 3-6 months post-infection), but this waned to about
68 25% after 9-months, approximately three times lower than against Delta.

69 Infection rates surged with Omicron emergence. Third doses of BNT162b2 vaccine
70 provided short-term protection, with rapid waning against Omicron infections.
71 Protection associated with infections incurred before Omicron was markedly
72 diminished against the Omicron wave. Our findings demonstrate the complexity of

73 an evolving pandemic with potential emergence of immune-escape variants and the
74 importance of continued monitoring.

75

76

77

78 **BACKGROUND**

79 Third doses of COVID-19 vaccines (V3) were widely deployed in winter 2021/2022 in
80 the United Kingdom (UK) and other high-income countries (source our world in data).
81 Third doses were first deployed in the Autumn 2021 (Delta-variant dominant period),
82 targeted in the UK to those considered at higher risk of severe disease (older age,
83 immunosuppressed) and to those providing healthcare to these individuals,¹ in
84 response to mounting evidence of waning vaccine effectiveness against
85 symptomatic illness,²⁻⁵ and infection,⁶⁻⁸ six months after administration of the second
86 dose. Neutralising antibody titres, associated with vaccine efficacy, were shown to
87 be greatly increased by a booster vaccination.⁹⁻¹²

88 In late November 2021, with the rapid emergence and rapid spread of the Omicron
89 variant, access to third doses was widened to all those over the age of 18 years as a
90 response measure in the UK.¹³ With over five-fold more mutations in the Spike and
91 Receptor Binding Domain (RBD) proteins compared to the Delta-variant, higher rates
92 of evasion from both vaccine- and infection-acquired immunity were anticipated.^{14,15}

93 The SARS-CoV-2 Immunity and Reinfection Evaluation (SIREN) study, a large
94 prospective cohort study of UK healthcare workers undergoing fortnightly PCR
95 screening, has tracked primary infections and reinfections continuously since June
96 2020. Conducting daily monitoring to identify reinfections and vaccine
97 breakthroughs, Omicron was rapidly identified as a step-change in our cohort, with
98 rates of reinfections rapidly rising in the cohort, despite vaccination.

99 In this analysis we investigate the effectiveness of third doses with BNT162b2
100 vaccines, including the impact of hybrid-immunity against SARS-CoV-2 infection in
101 our frequently PCR-tested cohort of healthcare-workers.

102

103

104 **METHODS**

105 **Study Design and Oversight**

106 The SIREN study is an ongoing, multicentre, prospective cohort study involving
107 health care workers (≥ 18 years of age) in the United Kingdom (ISRCTN

11041050)¹⁶. All the authors vouch for the accuracy and completeness of the data and for the fidelity of the study to the protocol.

110

111 **Participant Involvement**

112 At its core the SIREN study is a collaboration between participants and researchers.
113 We are committed to ensuring participant feedback is heard, respected, and
114 influences our research. The SIREN study runs a comprehensive engagement
115 programme providing participants with regular opportunities to engage with, and
116 feedback on, our research. The SIREN Participant Involvement Panel (PIP) is central
117 to this, providing timely ongoing participant input into cohort recruitment and
118 retention, study developments and communications. PIP members represent the
119 diversity of the SIREN cohort and are supported by experts in participant
120 engagement research.

121

122 **Study Participants and Data**

123 Participants underwent PCR testing for SARS-CoV-2 every two weeks,
124 supplemented by widespread lateral-flow testing, and regular (monthly or quarterly)
125 antibody testing. Data sources have been described previously.⁶ Participants were
126 included in this analysis if they had received at least two doses of COVID-19 vaccine
127 and their previous infection status at the point of entry to the analysis period was
128 known. Participants were excluded if the outcome could not be determined (e.g., if
129 they did not undergo PCR testing during the follow-up period), or if the date of onset
130 of the primary infection, based on either a positive PCR test or COVID-19 symptoms,
131 was not available. We included participants whose primary vaccine course was
132 either BNT162b2 vaccine (Pfizer–BioNTech) or ChAdOx1 nCoV-19 vaccine
133 (AstraZeneca), and whose booster vaccine (if received) was BNT162b2 vaccine
134 (Pfizer–BioNTech). Participants with other vaccine combinations were excluded
135 because of the small numbers involved.

136

137 **Primary Outcome**

138 The primary outcome was a PCR-confirmed SARS-CoV-2 infection, irrespective of
139 the participant's symptom status. This outcome was defined as a primary infection in
140 the previously uninfected cohort or a reinfection in the previously infected cohort (two
141 PCR-positive samples ≥ 90 days apart or, if the primary infection PCR is not
142 available, a new PCR-positive sample ≥ 28 days after an antibody-positive result
143 consistent with previous infection).

144 Participants could move from the previously uninfected cohort to the previously
145 infected cohort 90 days after their PCR-positive test. For individual participants, the
146 end of follow-up was the date of primary infection (in the previously uninfected
147 cohort), the date of reinfection (in the previously infected cohort), or the date of the
148 last PCR-negative test.

149

150 **Statistical Analysis**

151 In our Cox proportional-hazards model, the outcome was time to PCR-positive
152 SARS-CoV-2 infection, and main predictors — vaccination status and previous
153 infection status — were categorical and time-varying. We stratified according to age
154 group, geographic region, and frequency of exposure to persons with Covid-19. We
155 chose stratification based on these categorical predictors because they were
156 statistically significant when controlled for but did not satisfy the proportional-hazards
157 assumption (Schoenfeld test, according to predictor and global fit). We also
158 controlled for sex, ethnic group and workplace setting (see Supplementary tables A.1
159 through A.6), because we observed that these predictors were statistically
160 significant, led to a significant increase in the likelihood value (likelihood ratio test)
161 and satisfied the proportional-hazards assumptions. In Tables 1-3, we also report
162 estimates from an unadjusted model, without stratifying or controlling for any
163 predictor other than the time since vaccination and infection. The model accounted
164 for calendar time, which is crucial given the varying infection rate, through the
165 baseline hazard that can take any functional form. In this model, the hazard is
166 assumed to be

$$167 \quad h_i(t) = h_{0i}(t) \exp(\beta_1 x_1 + \dots + \beta_k x_k)$$

168 with a time-varying baseline hazard $h_{0i}(t)$ for each stratum. We estimated the
169 parameter β , report the hazard ratio $HR=\exp(\beta)$, and report vaccine effectiveness
170 and protection from primary infection calculated as 1 minus the hazard ratio, along
171 with Wald statistic confidence intervals. The estimates of the hazard ratios are
172 independent of the baseline hazard, on which no assumption was made.

173 We conducted analyses separately for the periods of Delta-variant and Omicron-
174 variant dominance, splitting follow-up time: Delta 07/09/2021 to 30/11/2021; Omicron
175 13/12/2021 to 28/02/2022. We defined three post-V3 time intervals for the Omicron
176 period: 0 - 2 months, 2 - 4 months (upper bound included) and >4 months. For the
177 Delta period we have a single interval approximately corresponding to the first two
178 months after the third dose, before Omicron's dominance. The baseline was either
179 8+ months after a second dose of BNT162b2, or, alternatively, 6+ months after a
180 second dose of ChAdOx1. We first fitted the model in the previously uninfected
181 cohort with vaccination status as a predictor with postvaccination (post-booster)
182 intervals further categorized according to manufacturer of the vaccine administered
183 in the primary course. The VE estimates represent the additional protection
184 associated with a booster, relative to a waned primary course

185 We then performed analyses on both previously uninfected and previously infected
186 participants, introducing previous infection status. First, we estimated the protection
187 associated with primary infection. We grouped previous infection status into 6
188 categories: no primary infection, 3-6 months, 6<9, 9<12, 12-15 and >15 months after
189 primary infection. We fitted a model where time since primary infection and time
190 since vaccination are added as marginal predictors, without interactions. For the
191 Delta period, we considered additional vaccine status categories (see table 2) in
192 order to have enough follow-up time to obtain estimates. With this model we
193 estimate protection associated with a previous infection, assuming that it is
194 independent from vaccine status. In order to test this assumption, we fitted a model
195 with interaction between the two predictors and verified that interaction terms were
196 not significant. For this interaction model we split time since primary infection in only
197 two categories, 3-12 and more than 12 months ago, to ensure convergence of
198 hazard ratios on all combinations. We assumed that if interactions were not
199 significant on a coarse scale, they would not appear in a more granular one. In Table

200 2 we only report the estimates for the previous infection categories, but not for
201 vaccine status (see supplementary tables A.3 and A.4 for all estimates)

202 Next, we focussed on protection associated with third-dose vaccination and previous
203 infection (hybrid immunity). We selected the recipients of the BNT162b2 vaccine and
204 fitted a model with combination of the time since the primary infection (3-12 and
205 more than 12 months ago) and the time since vaccination (table 3). The baseline
206 here was a waned primary course of vaccination without any previous infection. The
207 VE estimates from this model represent the combined effect associated with booster
208 and previous infection. Recipients of the ChAdOx1 nCoV-19 vaccine for their primary
209 course were excluded because of small numbers in the previously infected cohort.

210 Goodness of fit was assessed with the use of the likelihood ratio test (against the null
211 model) and Akaike information values. The widths of the confidence intervals have
212 not been adjusted for multiplicity and cannot be used to infer effects. We used robust
213 variance estimates to guard against the potential for unmeasured confounders at the
214 study site level.

215 We performed sensitivity analyses to assess the extent of depletion-of-susceptibles
216 and the effect of excluding participants who enrolled in the extension for the Delta
217 period, or that did not enrol for the Omicron period. All the sensitivity analyses
218 provided results that were similar to those presented here, but the estimates were
219 more uncertain (see Tables B.1 through C.6). All the analyses were conducted with
220 the use of Stata software, version 15.1 (StataCorp). The results were independently
221 replicated with the use of R software, version 4.1.1, survival package v.3.2-13 (R
222 Foundation for Statistical Computing). Our annotated code is available at
223 <https://github.com/SIREN-study/SARS-CoV-2-Immunity>.

224

225 **RESULTS**

226 **Study population**

227 We included a total of 19,614 individuals who were participating in regular SIREN
228 testing between September 2021 and February 2022. The cohort were
229 predominantly female (84%), of white ethnicity (89%), with a median age of 47 (IQR

230 16), 74% reported no comorbidities, and 69% were employed in clinical roles
231 (Supplementary Table i).

232 We analysed protection over two different time periods: Delta (07 September 2021 to
233 30 November 2021; n= 18,429) and Omicron (13 December 2021 to 28 February
234 2022; n= 16,458) (Table 1). Third-dose vaccinations were introduced into our cohort
235 on 16 September 2021 and coverage was 95% by the end of the analysis period
236 (Supplementary Figure1). On 15 September 2021, 29% had a history of SARS-CoV-
237 2 infection, of which 1,901 (65%) were presumed infected in the Wild-Type period,
238 688 (24%) in the Alpha variant period and 8 (0.3%) in the Delta variant period (prior
239 to the start of this analysis).

240 In the previously uninfected cohort, the PCR testing frequency before and after V3
241 was every 15.7 days and 11.2 days respectively in the Delta period and 11.0 days
242 and 8.6 days in the Omicron period. In the previously infected cohort, in the Delta
243 period it was every 14.2 and 11.7 days before and after V3; in the Omicron period it
244 was 11.3 and 8.9 days.

245 **Primary outcome**

246 There were 2467 primary infections and 881 reinfections during the Omicron period,
247 278 primary infections and 85 reinfections during the Delta period. Cumulative
248 incidence rates were higher against Omicron (primary: 43/10,000 person-days,
249 reinfections: 32/10,000 person-days) than Delta (primary: 4/10,000 person-days,
250 reinfections: 1/10,000 person-days).

251 **Relative vaccine effectiveness following third dose in previously uninfected** 252 **participants**

253 In the previously uninfected cohort, third doses increased protection against both
254 variants relative to waned dose-2 but were less effective against Omicron (Vaccine
255 Effectiveness (VE) 0-2 months post-V3, 3-doses BNT162b2: 35% (95% Confidence
256 Interval (CI) 21%-47%) vs. 63% (CI 40%-77%) than Delta (table 1). Heterologous
257 third doses (BNT162b2, 2-dose ChAdOX1) were especially effective; with VE 0-2
258 months post-V3 over $\geq 68\%$ for both variants. Dose-3 protection waned rapidly
259 against Omicron, with no additional benefit >4 -months.

260 **Protection from previous infection**

261 When included as a marginal predictor, previous infection continued to provide
262 additional protection against Omicron (67% (CI 56%-75%) 3-6 months post-
263 infection), but this waned after 9 months to around 25%, markedly lower than against
264 Delta where it remained at 85% (CI 81% - 89%) after more than 15 months (table 2).
265 We found no evidence of interaction between vaccine-acquired and infection-
266 acquired protection.

267 **Relative protection following infection and vaccination (hybrid protection)**

268 In the previously infected cohort, with participants with two waned BNT162b2 doses
269 and no previous infections as the reference group, we saw additional benefit
270 associated with previous infection (table 3). Against Delta, a third dose and previous
271 infection were associated with around 90% additional protection, even more than
272 one year after primary infection. Against Delta, the combined additional protection
273 remained around 70% for previous infection less than one year ago and around 50%
274 for previous infection more than one year ago. Despite wide confidence intervals in
275 the 4-month post-V3 category (reflecting small numbers of participants), there is an
276 indication that the additional protective effect associated with previous infection
277 wanes over time against Omicron, as in Table 2.

278

279 **DISCUSSION**

280 In the wake of surging infections in the SIREN cohort driven by the Omicron-variant,
281 deployment of third doses of BNT162b2 vaccines provided short-term protection
282 against infection but this waned rapidly. Vaccinated and previously infected
283 participants continued to have higher protection than those without previous
284 infection, but this reduced with time since infection in the Omicron period. Protection
285 in the Omicron period contrasted sharply with that of the Delta period, from both
286 vaccines and previous infection, with both providing more modest impact against
287 Omicron infections.

288 Short-term increased protection following vaccine third doses against Omicron
289 infections, including symptomatic infections and severe illness, has been observed in
290 other studies^{5,17-19}. Others have also reported reduced vaccine effectiveness against
291 Omicron compared to Delta, and rapid waning.^{7,8,18,20,21} Our finding of more

292 pronounced benefit following third doses among ChAdOX1 primary course recipients
293 who received a heterologous third dose (BNT162b2), has been observed in both
294 trials and real-world studies, related to the lower effectiveness of the ChAdOX1
295 primary series.^{10,18}

296 For previous strains of SARS-CoV-2, hybrid immunity offers greater and more
297 durable protection against reinfection than infection or vaccination alone, with
298 protection remaining >90% more than a year after primary infection.⁶ In this current
299 analysis, this trend continued whilst the Delta-variant dominated, and then diverged
300 with the emergence of Omicron. Whilst during the Omicron period the previously
301 infected cohort maintained higher protection against (re)infection than the previously
302 uninfected cohort, the impact was reduced, and showed evidence of waning just nine
303 months after infection. Given the distinct SARS-CoV-2 variant waves experienced
304 by our cohort,²² participants in the Omicron analysis who had been infected less than
305 nine months previously were most likely infected by Delta-variant, those infected 9-
306 12 months ago had Alpha-variant infections, and those infected over 15 months ago
307 had Wild-type infections. Possible explanations for this lower protection afforded by
308 a primary infection sustained over 9 months ago could be greater antigenic distance
309 between successive variants, with a less effective neutralisation response to
310 Omicron from a wildtype infection than a Delta infection, or antibody waning over
311 time.^{12,23-26}

312 The continued additional protection from hybrid immunity compared to vaccine alone
313 suggests that there are alternative immunological pathways which confer greater
314 protection. Most notable are differences with neutralising antibody (nAb) titres and
315 breadth of neutralisation with hybrid immunity compared to vaccine or infection
316 induced immunity.²⁷⁻³³ There are other immunological differences between the
317 groups, including in tissue-resident memory T-cells, and the mucosal immune
318 system,³³⁻³⁶ which has prompted interest in development of intranasal vaccination.³⁷

319

320 The key strengths of our study include the size of our cohort undergoing frequent
321 PCR testing independent of disease status, giving us confidence that most infections
322 were detected. Having monitored our well-characterised cohort for infections and
323 vaccination since June 2020, we have a valuable history of antigenic exposures for

324 all our participants, enabling analysis of time since infection. The speed of third-
325 dose vaccine deployment and frequent testing, independent of symptoms,
326 considerably limited the effect of the depletion-of-susceptibles bias (supplementary
327 appendix B).³⁸ This is especially relevant for Omicron, which is more often
328 associated with less severe or asymptomatic disease,³⁹ therefore infections are more
329 likely to be missed, putting studies without frequent and asymptomatic testing at risk
330 from the bias.⁴⁰ In our cohort, frequency of testing during the Omicron period was
331 high (every 8-9 days), therefore our estimates – and importantly the waning
332 highlighted – are unlikely to be affected. Given the early start of third-dose
333 deployment in our cohort, we were able to estimate the effectiveness of the third
334 dose in the Delta dominant period in addition to the Omicron period, and the
335 contrasting results powerfully demonstrate the step-change introduced by the
336 Omicron-variant. The unspecified and varying baseline hazard rate of the Cox
337 model is crucial to obtain reliable estimates in a period like winter 2021-2022, with a
338 rapidly evolving wave of infections and changing recommendations for social
339 distancing.

340

341 The most important limitation in our study is that we were unable to estimate
342 absolute vaccine effectiveness and protection as too few participants remained
343 unvaccinated to provide the reference group in this analysis. However, following the
344 success of COVID-19 vaccine campaigns in high-income countries, this challenge is
345 not unique to SIREN, and moreover, our selection of waned dose-2 participants as
346 our reference group was appropriate given the decision to deploy third doses was in
347 response to evidence of primary course vaccine waning. A further limitation is that
348 testing tended to be less frequent before V3 than after; this might have led to
349 underestimating V3 effectiveness.

350 Mass deployment of BNT162b2 vaccine third doses in response to the Omicron
351 surge provided short-term protection against infection, and therefore helped mitigate
352 record levels of SARS-CoV-2 infections in the UK. The rapid subsequent waning of
353 vaccine protection is a significant challenge for future sustainable control measures,
354 and future COVID-19 vaccine policy. Hybrid-immunity is increasingly commonplace.
355 Our findings of reduced protection from hybrid-immunity in the Omicron era

356 demonstrate the complexity of an evolving pandemic with potential emergence of
357 immune-escape variants. This underscores the importance of continued longitudinal
358 studies with well-characterised cohorts and reliable antigenic history.

359

360 **Data sharing**

361 The metadata will be available through the Health Data Research UK Co-Connect platform.
362 Anonymised data will be made available for secondary analysis to trusted researchers upon
363 reasonable request.

364 **Declaration of interests**

365 We declare no competing interests.

366 **Funding statement**

367 The SIREN study is funded by UK Health Security Agency and the Department of Health,
368 with contributions from the Northern Irish, Scottish and Welsh governments. The study
369 receives support from the National Institute for Health Research (NIHR) as an Urgent Priority
370 Study. SH and VJH are supported by the NIHR Health Protection Research Unit in
371 Healthcare Associated Infections and Antimicrobial Resistance at the University of Oxford in
372 partnership with UKHSA (NIHR200915). FI was supported by Imperial College's President's
373 PhD Scholarship. The study has received grant funding from the Medical Research Council
374 (Investigation of proven vaccine breakthrough by SARS-CoV-2 variants in established UK
375 healthcare worker cohorts: SIREN consortium & PITCH Plus Pathway, MR/W02067X/1).

376 **Statement of contributions**

377 VH, FI and SF are joint first authors. VH, FI, SF, AC and SH designed the analysis plan.
378 VH, FI and SF wrote the first draft. SF led on data management, cleaning and descriptive
379 analysis. FI designed and undertook the statistical analysis, including sensitivity analyses,
380 with statistical oversight provided by AC. PK independently replicated the statistical analysis
381 in an alternative programme (R). SF, FI, PK and VH had full access to and analysed the data
382 for this analysis. DS undertook and wrote the literature review. SF, AA, MC, JI, LP, DC, EL,
383 CSB, are responsible for study delivery, oversight and ongoing data collection. SH is the
384 Chief Investigator for the SIREN study and VH is the study lead, and guarantors of the study.
385 All authors reviewed the draft manuscript and approved the final version for submission. All
386 authors had full access to all the data in the study and accept responsibility to submit for
387 publication.

388 **REFERENCES**

389 1. JCVI. JCVI statement regarding a COVID-19 booster vaccine programme for winter 2021 to
390 2022. [https://www.gov.uk/government/publications/jcvi-statement-september-2021-covid-19-](https://www.gov.uk/government/publications/jcvi-statement-september-2021-covid-19-booster-vaccine-programme-for-winter-2021-to-2022/jcvi-statement-regarding-a-covid-19-booster-vaccine-programme-for-winter-2021-to-2022#fn:1)
391 [booster-vaccine-programme-for-winter-2021-to-2022/jcvi-statement-regarding-a-covid-19-booster-](https://www.gov.uk/government/publications/jcvi-statement-september-2021-covid-19-booster-vaccine-programme-for-winter-2021-to-2022/jcvi-statement-regarding-a-covid-19-booster-vaccine-programme-for-winter-2021-to-2022#fn:1)
392 [vaccine-programme-for-winter-2021-to-2022#fn:1](https://www.gov.uk/government/publications/jcvi-statement-september-2021-covid-19-booster-vaccine-programme-for-winter-2021-to-2022/jcvi-statement-regarding-a-covid-19-booster-vaccine-programme-for-winter-2021-to-2022#fn:1), 2021.

393 2. Andrews N, Tessier E, Stowe J, et al. Duration of Protection against Mild and Severe Disease
394 by Covid-19 Vaccines. *N Engl J Med* 2022; **386**(4): 340-50.

395 3. Chemaitelly H, Ayoub HH, AlMukdad S, et al. Duration of mRNA vaccine protection against
396 SARS-CoV-2 Omicron BA.1 and BA.2 subvariants in Qatar. *Nat Commun* 2022; **13**(1): 3082.

397 4. Lauring AS, Tenforde MW, Chappell JD, et al. Clinical severity of, and effectiveness of mRNA
398 vaccines against, covid-19 from omicron, delta, and alpha SARS-CoV-2 variants in the United States:
399 prospective observational study. *BMJ* 2022; **376**: e069761.

400 5. Altarawneh HN, Chemaitelly H, Hasan MR, et al. Protection against the Omicron Variant
401 from Previous SARS-CoV-2 Infection. *New England Journal of Medicine* 2022; **386**(13): 1288-90.

402 6. Hall V, Foulkes S, Insalata F, et al. Protection against SARS-CoV-2 after Covid-19 Vaccination
403 and Previous Infection. *N Engl J Med* 2022; **386**(13): 1207-20.

404 7. Patalon T, Gazit S, Pitzer VE, Prunas O, Warren JL, Weinberger DM. Odds of Testing Positive
405 for SARS-CoV-2 Following Receipt of 3 vs 2 Doses of the BNT162b2 mRNA Vaccine. *JAMA Intern Med*
406 2022; **182**(2): 179-84.

407 8. Šmíd M, Berec L, Příbylová L, et al. Protection by Vaccines and Previous Infection Against the
408 Omicron Variant of Severe Acute Respiratory Syndrome Coronavirus 2. *The Journal of Infectious*
409 *Diseases* 2022.

410 9. Zeng C, Evans JP, Qu P, et al. Neutralization and Stability of SARS-CoV-2 Omicron Variant.
411 *bioRxiv* 2021.

412 10. Munro APS, Janani L, Cornelius V, et al. Safety and immunogenicity of seven COVID-19
413 vaccines as a third dose (booster) following two doses of ChAdOx1 nCov-19 or BNT162b2 in the UK
414 (COV-BOOST): a blinded, multicentre, randomised, controlled, phase 2 trial. *Lancet* 2021;
415 **398**(10318): 2258-76.

416 11. Garcia-Beltran WF, St Denis KJ, Hoelzemer A, et al. mRNA-based COVID-19 vaccine boosters
417 induce neutralizing immunity against SARS-CoV-2 Omicron variant. *Cell* 2022; **185**(3): 457-66 e4.

418 12. Perez-Then E, Lucas C, Monteiro VS, et al. Neutralizing antibodies against the SARS-CoV-2
419 Delta and Omicron variants following heterologous CoronaVac plus BNT162b2 booster vaccination.
420 *Nat Med* 2022; **28**(3): 481-5.

421 13. JCVI. JCVI advice on the UK vaccine response to the Omicron variant.
422 [https://www.gov.uk/government/publications/uk-vaccine-response-to-the-omicron-variant-jcvi-](https://www.gov.uk/government/publications/uk-vaccine-response-to-the-omicron-variant-jcvi-advice/jcvi-advice-on-the-uk-vaccine-response-to-the-omicron-variant)
423 [advice/jcvi-advice-on-the-uk-vaccine-response-to-the-omicron-variant](https://www.gov.uk/government/publications/uk-vaccine-response-to-the-omicron-variant-jcvi-advice/jcvi-advice-on-the-uk-vaccine-response-to-the-omicron-variant), 2021.

424 14. Mannar D, Saville JW, Zhu X, et al. SARS-CoV-2 Omicron variant: Antibody evasion and cryo-
425 EM structure of spike protein-ACE2 complex. *Science* 2022; **375**(6582): 760-4.

426 15. Cao Y, Wang J, Jian F, et al. Omicron escapes the majority of existing SARS-CoV-2 neutralizing
427 antibodies. *Nature* 2022; **602**(7898): 657-63.

428 16. Wallace S, Hall V, Charlett A, et al. Impact of prior SARS-CoV-2 infection and COVID-19
429 vaccination on the subsequent incidence of COVID-19: a multicentre prospective cohort study
430 among UK healthcare workers - the SIREN (Sarscov2 Immunity & REinfection Evaluation) study
431 protocol. *BMJ Open* 2022; **12**(6): e054336.

432 17. Accorsi EK, Britton A, Fleming-Dutra KE, et al. Association Between 3 Doses of mRNA COVID-
433 19 Vaccine and Symptomatic Infection Caused by the SARS-CoV-2 Omicron and Delta Variants. *JAMA*
434 2022; **327**(7): 639-51.

435 18. Andrews N, Stowe J, Kirsebom F, et al. Covid-19 Vaccine Effectiveness against the Omicron
436 (B.1.1.529) Variant. *N Engl J Med* 2022; **386**(16): 1532-46.

- 437 19. Barda N, Dagan N, Cohen C, et al. Effectiveness of a third dose of the BNT162b2 mRNA
438 COVID-19 vaccine for preventing severe outcomes in Israel: an observational study. *Lancet* 2021;
439 **398**(10316): 2093-100.
- 440 20. Hansen CH, Schelde AB, Moustsen-Helm IR, et al. Vaccine effectiveness against SARS-CoV-2
441 infection with the Omicron or Delta variants following a two-dose or booster BNT162b2 or mRNA-
442 1273 vaccination series: A Danish cohort study. *medRxiv* 2021: 2021.12.20.21267966.
- 443 21. Chemaitelly H, Ayoub HH, AlMukdad S, et al. Duration of mRNA vaccine protection against
444 SARS-CoV-2 Omicron BA.1 and BA.2 subvariants in Qatar. *Nature Communications* 2022; **13**(1): 3082.
- 445 22. Foulkes S, Monk EJM, Sparkes D, et al. Early Warning Surveillance for SARS-CoV-2 Omicron
446 Variants, United Kingdom, November 2021-September 2022. *Emerg Infect Dis* 2023; **29**(1): 184-8.
- 447 23. Evans JP, Zeng C, Carlin C, et al. Neutralizing antibody responses elicited by SARS-CoV-2
448 mRNA vaccination wane over time and are boosted by breakthrough infection. *Sci Transl Med* 2022;
449 **14**(637): eabn8057.
- 450 24. Wall EC, Wu M, Harvey R, et al. Neutralising antibody activity against SARS-CoV-2 VOCs
451 B.1.617.2 and B.1.351 by BNT162b2 vaccination. *Lancet* 2021; **397**(10292): 2331-3.
- 452 25. Cele S, Jackson L, Khoury DS, et al. Omicron extensively but incompletely escapes Pfizer
453 BNT162b2 neutralization. *Nature* 2022; **602**(7898): 654-6.
- 454 26. Epsi NJ, Richard SA, Lindholm DA, et al. Understanding 'hybrid immunity': comparison and
455 predictors of humoral immune responses to SARS-CoV-2 infection and COVID-19 vaccines. *Clin Infect*
456 *Dis* 2022.
- 457 27. Chen Y, Tong P, Whiteman N, et al. Immune recall improves antibody durability and breadth
458 to SARS-CoV-2 variants. *Sci Immunol* 2022: eabp8328.
- 459 28. Martinek J, Tomaskova H, Janosek J, et al. Immune Response 5-7 Months after Vaccination
460 against SARS-CoV-2 in Elderly Nursing Home Residents in the Czech Republic: Comparison of Three
461 Vaccines. *Viruses* 2022; **14**(5).
- 462 29. Sette A, Crotty S. Immunological memory to SARS-CoV-2 infection and COVID-19 vaccines.
463 *Immunol Rev* 2022; **310**(1): 27-46.
- 464 30. Crotty S. Hybrid immunity. *Science* 2021; **372**(6549): 1392-3.
- 465 31. Walls AC, Sprouse KR, Bowen JE, et al. SARS-CoV-2 breakthrough infections elicit potent,
466 broad, and durable neutralizing antibody responses. *Cell* 2022; **185**(5): 872-80 e3.
- 467 32. Bates TA, McBride SK, Leier HC, et al. Vaccination before or after SARS-CoV-2 infection leads
468 to robust humoral response and antibodies that effectively neutralize variants. *Sci Immunol* 2022;
469 **7**(68): eabn8014.
- 470 33. Angyal A, Longet S, Moore SC, et al. T-cell and antibody responses to first BNT162b2 vaccine
471 dose in previously infected and SARS-CoV-2-naive UK health-care workers: a multicentre prospective
472 cohort study. *Lancet Microbe* 2022; **3**(1): e21-e31.
- 473 34. Sterlin D, Mathian A, Miyara M, et al. IgA dominates the early neutralizing antibody response
474 to SARS-CoV-2. *Sci Transl Med* 2021; **13**(577).
- 475 35. Rodda LB, Morawski PA, Pruner KB, et al. Imprinted SARS-CoV-2-specific memory
476 lymphocytes define hybrid immunity. *Cell* 2022; **185**(9): 1588-601 e14.
- 477 36. Martinuzzi E, Benzaquen J, Guerin O, et al. A Single Dose of BNT162b2 mRNA Vaccine
478 Induces Airway Immunity in SARS-CoV-2 Naive and recovered COVID-19 subjects. *Clin Infect Dis*
479 2022.
- 480 37. Lei H, Alu A, Yang J, et al. Intranasal administration of a recombinant RBD vaccine induces
481 long-term immunity against Omicron-included SARS-CoV-2 variants. *Signal Transduct Target Ther*
482 2022; **7**(1): 159.
- 483 38. Lipsitch M, Goldstein E, Ray GT, Fireman B. Depletion-of-susceptibles bias in influenza
484 vaccine waning studies: how to ensure robust results. *Epidemiol Infect* 2019; **147**: e306.
- 485 39. Garrett N, Tapley A, Andriesen J, et al. High Rate of Asymptomatic Carriage Associated with
486 Variant Strain Omicron. *medRxiv* 2022.

487 40. Kahn R, Schrag SJ, Verani JR, Lipsitch M. Identifying and Alleviating Bias Due to Differential
488 Depletion of Susceptible People in Postmarketing Evaluations of COVID-19 Vaccines. *Am J Epidemiol*
489 2022; **191**(5): 800-11.

490

491

492

493

494

495

496

497

498

499

500

501

502

503

504

505

506

507

508

509

510

511

Table 1: Vaccine effectiveness in the previously uninfected cohort against Delta and Omicron infections, September 2021 – February 2022

Vaccine status	Number of participants	Number of days of follow up	All primary infections (symptomatic & asymptomatic)			
			Number of primary infections	Crude Incident rate (per 10,000)	VE (1-HR) 95% CI	aVE (1-HR) 95% CI
DELTA						
Primary course BNT162b2						
Vaccine second dose more than eight months ago	1870	31680	29	9.15	ref	ref
Vaccine third dose (BNT162b2 booster) 0-2 months	11232	500852	177	3.53	0.69 (0.52-0.8)	0.63 (0.4-0.77)
Primary course ChAdOX1						
Vaccine second dose more than four months ago	483	9127	15	16.43	ref	ref
Vaccine third dose (BNT162b2 booster) 0-2 months	540	18649	7	3.75	0.77 (0.28-0.92)	0.77 (0.37-0.91)
OMICRON						
Primary course BNT162b2						
Vaccine second dose more than eight months ago	698	20416	151	73.96	ref	ref
Vaccine third dose (BNT162b2 booster)						
0-2 months	4590	68350	249	36.43	0.43 (0.3-0.53)	0.35 (0.21-0.47)
2-4 months	9179	389980	1627	41.72	0.46 (0.37-0.54)	0.34 (0.22-0.43)
>4months	4093	54258	297	54.74	0.4 (0.24-0.53)	0.21 (0-0.38)
Primary course ChAdOX1						
Vaccine second dose more than four months ago	143	3954	32	80.93	ref	ref
Vaccine third dose (BNT162b2 booster)						
0-2 months	485	10596	28	26.43	0.66 (0.44-0.8)	0.68 (0.46-0.81)
>2 months	484	20072	72	35.87	0.6 (0.39-0.73)	0.56 (0.32-0.72)

Relative vaccine effectiveness in previously uninfected cohort. We have provided an estimate of relative protection, defining the reference group as participants previously uninfected who had received only two vaccines, and had received their second dose more than 8 months ago (BNT162b2 primary course) or more than 6 months ago (ChAdOX1 primary course). The unadjusted vaccine effectiveness model was adjusted for time since vaccination (and vaccine brand for primary course) and baseline hazard only. The adjusted vaccine effectiveness model was adjusted for time since vaccination (and vaccine brand for primary course), baseline hazard and constant predictors (sex, ethnic group, workplace setting) and stratified across age group, geographic region and frequency of exposure to patients with COVID-19. In the post-vaccination intervals, the upper time bound is included. Vaccine effectiveness was defined as 1 minus the hazard ratio. The hazard ratios associated with the additional predictors are given in Appendix A.

Table 2: Protection from infection over time, controlled for vaccine status, during Delta-variant and Omicron-variant periods

Vaccine status	Number of participants	Number of days of follow up	All reinfections (symptomatic & asymptomatic)			
			Number of (re)infections	Crude Incident rate (per 10,000)	Protection (1-HR) 95% CI	Adjusted Protection (1-HR) 95% CI
DELTA						
No previous infection	19103	1935033	1125	5.81	Ref	ref
Previous infection						
3-6 months	718	19590	1	0.51	0.90 (0.39-0.98)	0.90 (0.42-0.98)
6-9 months	2006	89006	13	1.46	0.77 (0.61-0.86)	0.75 (0.59-0.85)
9-12 months	2515	143138	34	2.38	0.61 (0.44-0.72)	0.63 (0.48-0.74)
12-15 months	1953	59925	2	0.33	0.93 (0.71-0.98)	0.93 (0.72-0.98)
More than 15 months	4595	398639	35	0.88	0.85 (0.81-0.89)	0.85 (0.81-0.89)
OMICRON						
No previous infection	11074	569635	2467	43.31	ref	ref
Previous infection						
3-6 months	784	30397	47	15.46	0.66 (0.55-0.74)	0.67 (0.56-0.75)
6-9 months	243	5855	14	23.91	0.50 (0.11-0.72)	0.53 (0.2-0.73)
9-12 months	970	23871	80	33.51	0.19 (-0.07-0.38)	0.27 (0.04-0.44)
12-15 months	1660	61798	214	34.63	0.22 (0.1-0.33)	0.27 (0.16-0.37)
More than 15 months	3099	150276	526	35.00	0.20 (0.1-0.29)	0.26 (0.17-0.34)

Protection from reinfection associated with a primary infection (PI). We have controlled for vaccine status without interaction terms between previous infection and vaccine status, after having verified that interaction terms are not significant (Wald tests: $p = 0.71$ for Delta period, $p = 0.67$ for Omicron period). The adjusted model includes additional predictors (gender, ethnic group, workplace setting) and is stratified across age group, geographic region and frequency of exposure to patients with COVID-19. In the post-infection intervals, the upper time bound is included. Protection is defined as 1 minus the hazard ratio. The hazard ratios associated with the additional predictors and the interaction models are given in Appendix A.

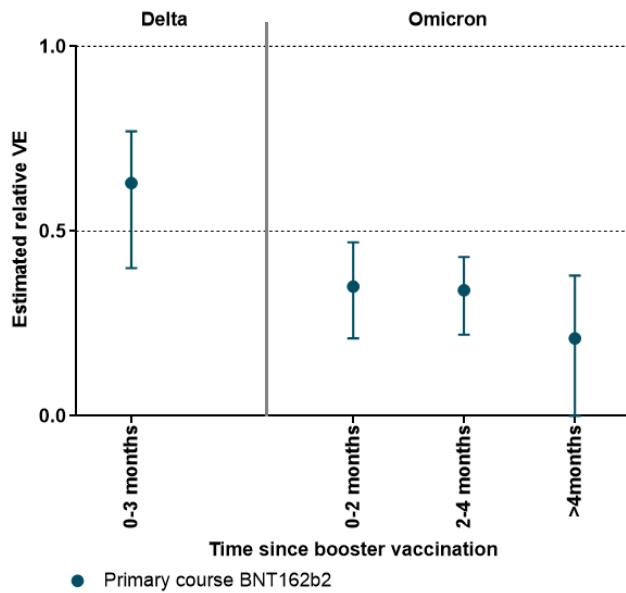
Table 3: Protection from infection and booster vaccination (hybrid protection) during Delta-variant and Omicron-variant periods

Vaccine status	Number of participants	Number of days of follow up	All reinfections (symptomatic & asymptomatic)			
			Number of reinfections	Crude Incident rate (per 10,000)	VE (1-HR) 95% CI	aVE (1-HR) 95% CI
DELTA						
Vaccine two doses more than eight months ago and no previous infection	1870	31680	29	9.15	ref	ref
Vaccine three doses and infection less than one year ago – 0-2 months	1715	55523	4	0.72	0.94 (0.81-0.98)	0.88 (0.66-0.96)
Vaccine three doses and infection more than one year ago – 0-2 months	2760	16249	2	1.23	0.94 (0.88-0.97)	0.9 (0.76-0.96)
OMICRON						
Vaccine two doses more than eight months ago and no previous infection	698	20416	151	73.96	ref	ref
Vaccine three doses and infection less than one year ago						
0-2 months	901	14825	31	20.91	0.7 (0.56-0.79)	0.66 (0.49-0.78)
2-4 months	1080	31993	70	21.88	0.72 (0.63-0.79)	0.68 (0.57-0.76)
>4 months	232	2698	6	22.24	0.76 (0.43-0.9)	0.77 (0.33-0.92)
Vaccine three doses and infection more than one year ago						
0-2 months	1909	34166	94	27.51	0.6 (0.48-0.69)	0.57 (0.45-0.66)
2-4 months	3273	128921	457	35.45	0.54 (0.45-0.62)	0.48 (0.38-0.57)
>4 months	1313	16579	69	41.62	0.53 (0.37-0.66)	0.41 (0.17-0.58)

Protection from infection and booster vaccination (hybrid protection) during Delta-variant and Omicron-variant periods, in BNT162b2 recipients. We have provided an estimate of hybrid protection relative to a waned primary course, defining the reference group as participants previously uninfected who had received only two Pfizer vaccines, with second dose more than 8 months ago. In the post-vaccination intervals, the upper time bound is included. Protection is defined as 1 minus the hazard ratio. The adjusted vaccine effectiveness (aVE) model includes additional predictors (gender, ethnic group, workplace setting) and is stratified across age group, geographic region and frequency of exposure to patients with COVID-19. The hazard ratios associated with the additional predictors are given in Appendix A.

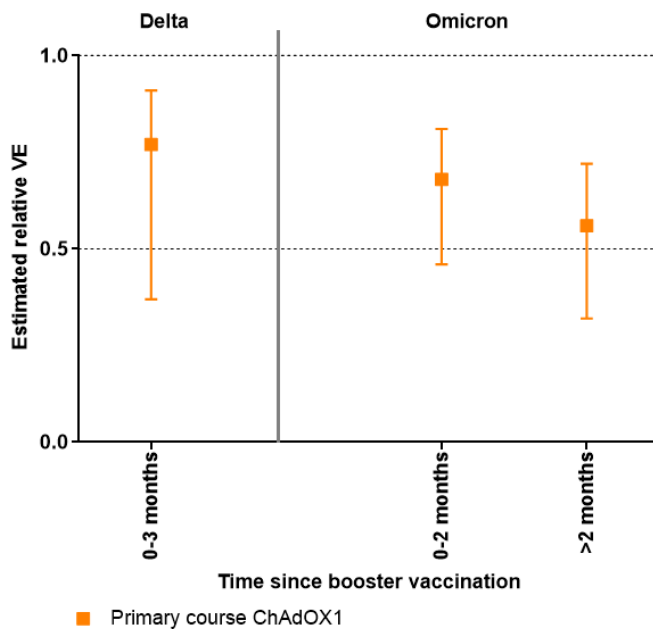
FIGURES

Figure 1a: Relative vaccine effectiveness following BNT162b2 V3 after BNT162b2 primary course by time since vaccination, against Delta-variant and Omicron-variant infections, among previously uninfected cohort



Footnote: The estimates refer to VE relative to waned dose 2 (>8 months post second dose)

Figure 1b: Relative vaccine effectiveness following BNT162b2 V3 after ChAdOX1 primary course by time since vaccination, against Delta-variant and Omicron-variant infections, among previously uninfected cohort

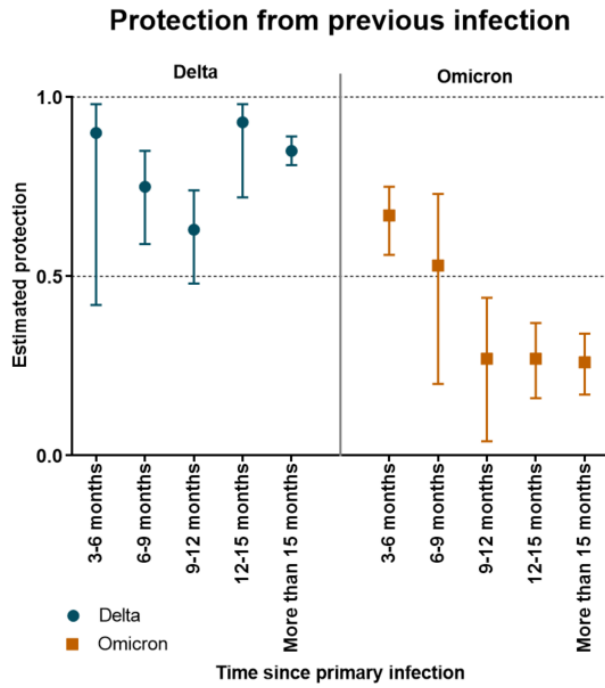


Footnote: The estimates refer to VE relative to waned dose 2 (>6 months after second dose).

FIGURES

Figure 2:

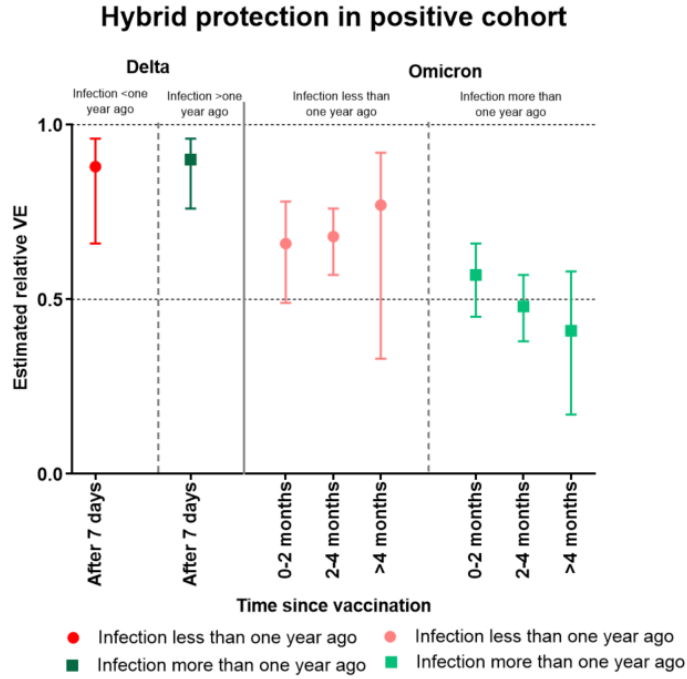
Protection from infection over time, controlled for vaccine status, during Delta-variant and Omicron-variant periods



FIGURES

Figure 3:

Protection from infection and BNT162b2 third-vaccine dose (hybrid protection) during Delta-variant and Omicron-variant periods



Footnote: The estimates refer to VE relative to waned dose 2 (>8 months before) of a BNT162b2 Primary course with no previous infection.