

1 Spirituality, quality of life, and general health: a cross-sectional study

2 **Running title:** Spirituality and health

3 Takeshi Yoshizawa^{1,#,*}, Abdelrahman M Makram^{2,3,#}, Sadako Nakamura¹, Randa Elsheikh^{4,5},
4 Engy Mohamed Makram⁶, Nguyen Tien Huy⁷, Kazuhiko Moji^{7,*}

5 **Affiliations**

6 ¹Department of Food and Nutrition, Faculty of Human Life, Jumonji University, Saitama,
7 Japan

8 ²School of Public Health, Imperial College London, London, United Kingdom.

9 ³Department of Anesthesia and Intensive Care Medicine, October 6 University, Giza, Egypt.

10 ⁴Deanery of Biomedical Sciences at Edinburgh Medical School, University of Edinburgh,
11 Edinburgh, United Kingdom.

12 ⁵Department of Plastic and Reconstructive Surgery, October 6 University, Giza, Egypt.

13 ⁶College of Medicine, Misr University of Science and Technology, Giza, Egypt.

14 ⁷School of Tropical Medicine and Global Health, Nagasaki University, 1-12-4 Sakamoto,
15 Nagasaki, 852-8523, Japan.

16 #Authors contributed equally to this work and share first authorship.

17 *Correspondence to Tsuyoshi Yoshizawa (Email: yosizawa@jumonji-u.ac.jp) or Kazuhiko
18 Moji (Email: moji-k@nagasaki-u.ac.jp).

19 **Emails and ORCIDs**

20 **TY:** yosizawa@jumonji-u.ac.jp

21 **AMM:** abd-makram@hotmail.com; abdelrahman.elsayid21@imperial.ac.uk (ORCID: 0000-
22 0003-2011-8092)

23 **SN:** nacsacj@jumonji-u.ac.jp

24 **RE:** randa.elsheikh18@gmail.com; r.elsheikh@sms.ed.ac.uk (ORCID: 0000-0002-5811-
25 9907)

26 **EMM:** engymakram1704@gmail.com (ORCID: 0009-0006-1129-1183)

NOTE: This preprint reports new research that has not been certified by peer review and should not be used to guide clinical practice.

27 **NTH:** tienhuy@nagasaki-u.ac.jp (ORCID: 0000-0002-9543-9440)

28 **KM:** moji-k@nagasaki-u.ac.jp (ORCID: 0000-0002-7543-1249)

29 **Keywords**

30 Spirituality; Health; Quality of life

31 **List of abbreviations**

- 32 • **AGFI:** adjusted goodness-of-fit index
- 33 • **AIC:** Akaike information criterion
- 34 • **BMI:** body mass index
- 35 • **CFI:** comparative fit index
- 36 • **CROSS:** Consensus-Based Checklist for Reporting of Survey Studies
- 37 • **GFI:** goodness-of-fit index
- 38 • **QoL:** quality of life
- 39 • **RMSEA:** root mean square error of approximation
- 40 • **SP Health Scale:** Spirituality Health Scale for the Elderly
- 41 • **WHO:** World Health Organization

42 **Declarations**

43 *Conflict of interest*

44 All authors certify that they have no affiliations with or involvement in any organization or
45 entity with any financial interest (such as honoraria; educational grants; participation in
46 speakers bureaus; membership, employment, consultancies, stock ownership, or other equity
47 interest; and expert testimony or patent-licensing arrangements), or non-financial interest (such
48 as personal or professional relationships, affiliations, knowledge, or beliefs) in the subject
49 matter or materials discussed in this manuscript.

50 *Source of funding*

51 No funding was received for the conduction of this study.

52 *Ethical approval*

53 This study was conducted under approval number 107 of the Medical Ethics Review
54 Committee of Kagawa Nutrition University.

55 ***Consent to participate***

56 The objectives and content of the interview survey were explained in writing to the Kumejima
57 Town civil workers, and their consent was obtained. The Kumejima civil workers explained
58 the purpose of the study to the ward leaders of each village and the leaders of the Fureai Salons
59 and obtained their consent. The Kumejima Town civil workers also explained the purpose of
60 the research to the individual survey targets in advance, and only those who gave their consent
61 were surveyed. The purpose and content of the interviews were explained verbally to the
62 subjects themselves, and their consent was confirmed by asking them to sign a consent form.
63 The subjects were promised that the content of the survey form would not be used for any
64 purpose other than this research, that they would remain strictly anonymous, and that their
65 privacy would be respected in the Ph.D. dissertation and the journal article.

66 ***Consent to publish***

67 Not applicable. No images or videos of participants are used in the writing of this piece.

68 ***Availability of data and materials***

69 All data used in this study can be obtained from the first author upon a reasonable request.

70 ***Authors contribution***

71 TY and KM accounted for the idea. TY and SN collected the data. TY, AMM, and RE
72 performed the data analysis, and TY, AMM, RE, EMM, NTH, and KM interpreted the data.
73 All authors contributed to writing the manuscript and approved the final version before
74 submission for publication.

75 ***Acknowledgments***

76 We would like to thank several people for their help and support in the preparation of this
77 paper. Particularly, we would like to express our deepest gratitude to the elderly people of
78 Kumejima-cho, Okinawa Prefecture, for their sincere cooperation in the survey. We would also
79 like to express our gratitude to the Kumejima Town Council of Social Welfare for their kind
80 assistance in the field. This study is based on part of the author's doctoral thesis (2012) and has
81 been reorganized with the addition of new findings. The author would like to express his sincere
82 gratitude to the late Professor Shigeji Miyagi for his enthusiastic guidance during his doctoral
83 thesis research. We sincerely pray for the repose of the soul of Professor Shigeji Miyagi.

84

85 **Abstract**

86 **Background:** Some researchers have highlighted the need to integrate spirituality into the
87 definition of health, as they have found a positive relationship between spirituality and quality
88 of life (QoL). Hence, we aim to ascertain the effect of spirituality on mental health and QoL in
89 older people residing in Kumejima Town in Japan.

90 **Methods:** We conducted an interview-based survey between September 2010 and 2011 on
91 people residing in Kumejima Town aged 65 years or older. The scale used was The Spirituality
92 Health Scale for the Elderly. The survey includes items on basic attributes (e.g., age, sex);
93 physical, mental, and social health; spirituality; and quality of life. The analysis was conducted
94 on a causal structure model in which spirituality is a distinct item influencing QoL (Model 1)
95 and a causal structure model in which spirituality poses direct and indirect effects on QoL
96 (Model 2). For each model, we reported the goodness-of-fit in terms of the goodness-of-fit
97 index (GFI), adjusted goodness-of-fit index (AGFI), comparative fit index (CFI), and root
98 mean square error of approximation (RMSEA). To compare the models, we used the Akaike
99 information criterion (AIC).

100 **Results:** The total number of participants was 338, of whom 72.5% were female. The average
101 age and its standard deviation were 77.2 ± 6.4 years. We presented a comparison of the results
102 of the analysis of Model 1 and Model 2, with the results favoring Model 2. Also, Model 2 was
103 superior to Model 1 in terms of the AIC, where the value of the AIC is 313.67 for Model 2
104 compared to 330.48 for Model 1.

105 **Conclusion:** This study was able to show the possibility of preventing a decline in QoL until
106 death by building up spiritual health. However, further studies are required to further
107 investigate these outcomes in the wider population (Japanese and other nationalities) and with
108 some focus on male participants.

109 **Keywords:** Spirituality; Health; Quality of life

110

111 **Introduction**

112 The 1946 Constitution of the World Health Organization (WHO) was the first widely known
113 document to include physical, mental, and social well-being in the definition of health [1].
114 Since then, many specialists have started wondering whether this definition of health is
115 sufficient to provide humans with better lives [2]. This has led the WHO to expand the
116 definition into specific pieces. For example, the Ottawa Charter of 1986 included the definition
117 of health promotion to allow people to exercise their autonomy in their everyday decision-
118 making (e.g., what to eat, drink, or consume). The Ottawa Charter also introduced health as a
119 resource for living [3], which led some researchers to develop health metrics such as the
120 productivity-adjusted life-years [4]. And till this day, public health researchers are seeking to
121 incorporate different angles of many problems in the definition of health [5].

122 And this brings the idea of integrating spirituality into the definition of health when the
123 representatives of Bahrain, Libya, and Sri Lanka proposed this to the WHO Executive Board
124 in the WHO Fifty-second World Health Assembly of 1998. The common argument was that
125 humans are not only a body (a chemical and physical form) but are also minds and souls.
126 Moreover, because the definition of spirituality differs from one country to another, there was
127 difficulty in incorporating spirituality into the definition since it was first proposed in 1984.
128 They also emphasized that religion is not to be confused with spirituality [6]. In their systematic
129 review conducted to define spirituality, de Brito Sena et al. summarized that spirituality
130 includes 24 dimensions, most notably a connection/relation to something or someone, a
131 meaning/purpose of life, believing in something divine or with limitless power like a God,
132 leading an immaterial life, or having good community relationships [7]. Other domains are also
133 crucial to understanding how the mind of a human shapes their experiences, even in the
134 healthcare setting [7, 8].

135 To cover the aspect of linking spirituality to health, one should acknowledge that suffering
136 without meaning is the ultimate doom of our race [9]. For example, a patient suffering from a
137 chronic illness may question their reality and fate. They may even become reluctant to receive
138 their prescribed medicines [10]. Similarly, some studies have found that people who practice
139 spiritual activities may live longer [11], are less stressed [12], cope better with pain [13-15],
140 and have a better quality of life (QoL) [16]. Other benefits also exist [8].

141 However, the notion that QoL declines as death approaches focuses entirely on the biological
142 aspects of human beings. For example, previous studies with older people have demonstrated

143 that QoL also relates to frailty, mental health, social factors, psychological elements, and the
144 surrounding environment. This shows that physical health and QOL do not necessarily fit into
145 a linear relationship in older people [17-21]. Furthermore, research on aging has shown that
146 the degree of spirituality is more potent in older people who are physically frail, suggesting
147 that even if physical health declines with old age, spirituality can provide life satisfaction and
148 better QoL [22, 23]. Unfortunately, however, research on spirituality in Japan is dominated by
149 qualitative studies, and there has been little validation in quantitative studies using scales to
150 measure spirituality.

151 Therefore, this study was based on the hypothesis that spirituality should be included as the
152 fourth health dimension in the WHO definition of health, i.e., physical, mental, and social
153 health, as it influences the QoL of older people. We aimed to determine the relationship
154 between spiritual health, mental health, and quality of life of old people.

155 **Methods**

156 **Study design**

157 The reporting of this survey study was checked against Consensus-Based Checklist for
158 Reporting of Survey Studies (CROSS) [24], and the checklist is provided as Supplementary
159 Table 1.

160 **Study setting**

161 This study was conducted on people aged 65 years or older, who did not require nursing care,
162 and who lived in Kumejima-cho, Okinawa Prefecture. Kumejima-cho, the surveyed area, is
163 located on the East China Sea, 100 km west of Naha City on the main island of Okinawa, and
164 is an island region with a circumference of approximately 48 km and an area of 63.65 km²
165 (Figure 1). There are 3-5 daily air flights from Okinawa Naha Airport, which take
166 approximately 25 minutes. There are one or two boat services a day, which takes about three
167 hours.

168 In 2020, Kumejima Town had a population of 7,192, slightly more male residents, a population
169 density of 113.0/km², and a -1.5% annual change in population [25]. In Kumejima Town, the
170 number of households with elderly persons aged 65 or older is 809, of which 311 are elderly
171 couple-only households and 310 are elderly single-person households. The population aged 65
172 and over in Kumejima Town is 1,685, with an aging rate of 20.1% (2010). This is slightly

173 higher than the rate for Okinawa Prefecture as a whole (17.5% in 2009) and the national
174 average (22.7% in 2009) [26].

175 **Survey development and conduction**

176 The survey was conducted in September 2010 and 2011 in an interview format and using a
177 collective method. The Spirituality Health Scale for the Elderly (hereafter referred to as the SP
178 Health Scale) [27] was selected as the scale to measure spirituality because it was developed
179 as a scale to measure the spirituality of older people and has been tested for reliability and
180 validity, considering the socio-cultural context of Japan. The survey was in Japanese and was
181 already tested and validated before [27]. The survey includes items on basic attributes (e.g.,
182 age, sex); physical, mental, and social health; spirituality; and quality of life. The collected data
183 did not include any information that could identify individual participants.

184 We had three questions about physical health. Although we used the same survey, we made
185 one change: the question "Can you do personal things by yourself?" was answered using a four-
186 question system, with "All", "Mostly", "Sometimes" and "Not much" as the possible answers.
187 The mental health items were also three and were about "subjective sense of health",
188 "subjective sense of satisfaction", and "sense of stress". The social health also included three
189 items which were about the "frequency of going out", "degree of neighborhood interaction",
190 and "role in family and community".

191 Spirituality was based on the SP Health Scale, which consists of six sub-concepts: "meaning
192 and purpose of living", "attitudes toward death and dying", "self-transcendence", "accordance
193 with others", "spiritual support", and "harmony with nature", with three questions for each sub-
194 concept, making a total of 18 items.

195 **Data analysis**

196 The baseline characteristics were summarized in mean, standard deviation, and range for
197 continuous variables and event and frequency for categorical ones. The analysis was conducted
198 on a causal structure model in which spirituality is a distinct item influencing QoL (Model 1,
199 Figure 2A) and a causal structure model in which spirituality poses direct and indirect effects
200 on QoL (Model 2, Figure 2B).

201 The covariance structure analysis was used to test the comparisons in terms of model fit,
202 standardized path coefficients, overall effect, and coefficient of determination. For each model,
203 we reported the goodness-of-fit in terms of the goodness-of-fit index (GFI), adjusted goodness-

204 of-fit index (AGFI), comparative fit index (CFI), and root mean square error of approximation
205 (RMSEA). Finally, to compare the models, we used the Akaike information criterion (AIC).

206 **Results**

207 The subjects who agreed to be interviewed were 338 elderly people (93 males and 245 females).
208 Approximately three-quarters of the respondents were women (245/338, 72.5%). The average
209 age and its standard deviation were 77.2 ± 6.4 years. The most common family structure was
210 living with a spouse (34.3%), followed by living with a spouse and children (30.2%), and living
211 alone (15.4%). The most common final educational level was up to compulsory education
212 (76.0%), up to high school (20.1%), and university or higher (3.8%). The mean height and
213 standard deviation were 157.4 ± 6.1 cm for men and 144.8 ± 5.3 cm for women, and the mean
214 weight and standard deviation were 59.9 ± 8.9 kg for men and 51.8 ± 8.3 kg for women. The
215 body mass index (BMI) was 24.1 ± 3.0 kg/m² for men and 24.7 ± 3.5 kg/m² for women. Blood
216 pressure was 144.0 ± 20.4 mmHg systolic in men and 145.2 ± 20.2 mmHg in women, and 77.3
217 ± 11.4 mmHg diastolic in men and 77.9 ± 11.2 mmHg in women (Table 1).

218 For Model 1, the results of the various goodness-of-fit indices are presented in Table 2. The
219 chi-squared value was 250.480, with a probability of 0.000. No significant reduction in the chi-
220 squared value was expected by the modification indicators: the GFI was 0.924, the AGFI was
221 0.900, the CFI was 0.844, and the RMSEA was 0.052. The results of the standardized path
222 coefficients are presented in Table 3. The path coefficient for mental health to QoL was 0.588,
223 which was significant ($p < 0.01$). The path coefficient from social health to QoL was 0.253,
224 which was significant ($p < 0.05$). The overall effect on QoL (direct effect + indirect effect;
225 however, only the direct effect was used in this model) is shown in Table 4. The largest effect
226 was 0.588 for spiritual health to QoL, followed by 0.401 for physical health to QoL, then 0.253
227 for social health to QoL, and the smallest effect was 0.116 for spirituality to QoL. The
228 coefficient of determination for QoL, the objective variable of the model, was 0.583.

229 As for Model 2, the results of the various goodness-of-fit indices are presented in Table 5. The
230 chi-squared value was 227.670, with a probability of 0.000. None of the modification indicators
231 could be expected to significantly reduce the chi-squared value: the GFI was 0.929, the AGFI
232 was 0.906, the CFI was 0.870, and the RMSEA was 0.048, all of which resulted in higher
233 acceptance levels than in Model 1. The results of the standardized path coefficients are
234 presented in Table 6. The path coefficient from spirituality to spiritual health was 0.363, which
235 was significant ($p < 0.01$). The path coefficient from spiritual health to quality of life was 0.622,

236 which was significant ($p < 0.01$). The overall effect (direct + indirect) on QoL is shown in Table
237 7. The largest effect was 0.622 for spiritual health to QoL, followed by 0.377 for physical health
238 to QoL, 0.278 for spirituality to QoL, and the smallest effect was 0.240 for social health to
239 QoL. When the overall effect of spirituality on QoL was split into direct and indirect effects,
240 they were -0.008 and 0.286 respectively. This means that the indirect effect of spirituality on
241 QoL is much larger than the direct effect. The coefficient of determination for QoL as the
242 objective variable in this model was 0.610, indicating that a higher proportion was explained
243 than in Model 1.

244 A comparison of the results of the analysis of Model 1 and Model 2 is presented in Table 8.
245 The AIC was added as an indicator to compare the models. The value of the AIC is 313.67 for
246 Model 2 compared to 330.48 for Model 1. The relative superiority of Model 2 in terms of the
247 coefficient of determination, goodness of fit index, and AIC is shown.

248 **Discussion**

249 In this study, we aimed at determining the relationship between spiritual health, mental health,
250 and quality of life in the older population to advocate for amending the definition of health to
251 include spirituality. But before delving into concrete conclusions, one must consider the wider
252 aspects of the sampled population and how they may differ in a broader context.

253 Our sample had a BMI of 24.1 ± 3.0 kg/m² for men and 24.7 ± 3.5 kg/m² for women, slightly
254 higher than the mean BMI of 23.1 ± 3.2 kg/m² for men and 23.1 ± 3.6 kg/m² for women aged 70
255 or older in the 2010 (the time of survey conduction) National Health and Nutrition Survey [28].
256 Moreover, systolic blood pressure was 144.0 ± 20.4 mmHg in men and 145.2 ± 20.2 mmHg in
257 women, and diastolic blood pressure was 77.3 ± 11.4 mmHg in men and 77.9 ± 11.2 mmHg in
258 women, generally within the normal to borderline hypertension range for the elderly as defined
259 by the WHO in their 1993 guidelines [29], but this is regarded as hypertension in more recent
260 global guidelines [30]. Logically, more than half of the participants (206, 60.9%) were taking
261 blood pressure medication. Although this result was slightly higher than the 52.7% result for
262 the use of blood pressure-lowering medication in the National Health and Nutrition Survey
263 [28], the analyzed population in this study was considered to be an average elderly population.

264 Using quantitative data, the study examined the contribution to QoL of older people regarding
265 a health concept that includes spirituality as a fourth health dimension to physical, mental, and
266 social health. This was proposed by previous research that a more comprehensive health model
267 is possible by integrating aspects of physical, mental, and social health from a spiritual

268 perspective and that the three categories of human existence are physical/material (corporeal),
269 mental, and spiritual (spiritual) [31]. The classification of human existence into three
270 categories: corporeal, mental, and spiritual, and the recommendation of previous research that
271 these three are not to be equated and parallel, but that spirituality occupies a position of
272 foundation on which corporeal and mental can be built [32].

273 The contribution of spirituality was found to be not a direct effect on the QoL of older people,
274 but an indirect effect via social and mental health, with a particularly strong contribution to
275 mental health. This is in line with Suzuki's idea that the awakening of spirituality, which is a
276 function that exists deep within the psyche, brings the psyche into contact with its own subject
277 and true identity, fully manifests its original activities, and attains true significance [33].

278 As physical health was hardly involved in this (standardized path coefficient from spirituality
279 to physical health: 0.048), it was considered appropriate to view it as an antagonistic
280 relationship with spirituality. In other words, it was thought that this may be an indication that
281 spirituality is stronger in the physically frail, which has been previously reported [34, 35]. This
282 can be easily imagined as older people are likely to be in a crisis where they are forced to
283 reconsider the meaning of their existence (e.g., the meaning of life) due to loss of physical
284 functions, bereavement of family and friends, retirement from social roles, and so on. So, they
285 tend to view their own death as an inevitable end, more realistically and routinely, and, like
286 terminally ill cancer patients, the elderly living with old age can be seen as a population with a
287 growing interest in spirituality.

288 We believe that future cohort studies will demonstrate that even if physical health declines, it
289 is possible to maintain or improve QoL by increasing spirituality and influencing mental health.
290 Regarding the fact that there was little direct effect between spirituality and QoL (standardized
291 path coefficient from spirituality to QoL: -0.008), the results of a meta-analysis of studies
292 examining the relationship between spirituality and QoL stated that although the relationship
293 between the two was not completely unrelated, it was not necessarily strong. This may be due
294 to the existence of some mediating factor between the two relationships [36]. This mediating
295 factor was thought to be precisely the mental health in this study.

296 This study has some limitations, and some of them were previously discussed in various parts.
297 These include the slightly different characteristics of the sample when compared to the average
298 Japanese population. Moreover, it was not feasible to include more people due to the nature of
299 data collection (interviews). Further, females were more likely to respond to our call for

300 interviews and were more engaging, rendering the results of this study more representative of
301 the female population. It is also important to highlight the fact that spirituality may be
302 influenced by ancestral folk beliefs and that these beliefs in Kumejima town are almost
303 identical. Therefore, future studies need to consider the effect of different religions on
304 spirituality and QoL. Lastly, conducting this survey in urban areas may yield very different
305 results.

306 **Conclusion**

307 The study was able to show that there is an association between spiritual health, mental health,
308 and QoL through spirituality to improve the QoL of older people. This contrasts with the
309 conventional view that health declines with age and worsening illness, and therefore QoL
310 gradually declines as people approach death, whereas healthy older people can be expected to
311 continue to improve their QoL as they age, even if they become somewhat ill, experience
312 increased subjective symptoms, have their physical health compromised, and experience an
313 inevitable decline in their QoL. This suggests the possibility of preventing a decline in QoL
314 and remaining happy until death by enhancing spirituality. And this opens a new door to
315 improving QoL in adjunction with the developing medical technology. In the future, not only
316 the elderly, but all generations may need to think of health as coexisting with illness. We
317 believe that the concept of health with the addition of spirituality may be in line with such
318 ideas.

319

320 References

- 321 1. World Health Organization: Basic Documents, Forty-nine edition.
322 https://apps.who.int/gb/bd/pdf_files/BD_49th-en.pdf (2020). Accessed 05/04/2023.
- 323 2. McCartney G, Popham F, McMaster R, Cumbers A. Defining health and health inequalities.
324 Public Health. 2019;172:22-30. doi: 10.1016/j.puhe.2019.03.023.
- 325 3. World Health Organization: The 1st International Conference on Health Promotion, Ottawa,
326 1986. [https://www.who.int/teams/health-promotion/enhanced-wellbeing/first-global-](https://www.who.int/teams/health-promotion/enhanced-wellbeing/first-global-conference)
327 [conference](https://www.who.int/teams/health-promotion/enhanced-wellbeing/first-global-conference) (1986). Accessed 05/04/2023.
- 328 4. Productivity-adjusted life-years: new measure of disease burden. PharmacoEcon Outcomes
329 News. 2021;870(1):25. doi: 10.1007/s40274-021-7428-2.
- 330 5. Huber M, Knottnerus JA, Green L, van der Horst H, Jadad AR, Kromhout D, et al. How
331 should we define health? BMJ. 2011;343:d4163. doi: 10.1136/bmj.d4163.
- 332 6. World Health Organization: Fifty-second World Health Assembly, Geneva, 17-25 May
333 1999: summary records of committees and ministerial round tables; reports of committees.
334 <https://apps.who.int/iris/handle/10665/260180> (1999). Accessed 05/04/2023.
- 335 7. de Brito Sena MA, Damiano RF, Lucchetti G, Peres MFP. Defining Spirituality in
336 Healthcare: A Systematic Review and Conceptual Framework. Front Psychol.
337 2021;12:756080. doi: 10.3389/fpsyg.2021.756080.
- 338 8. Puchalski CM. The role of spirituality in health care. Proc (Bayl Univ Med Cent).
339 2001;14(4):352-7. doi: 10.1080/08998280.2001.11927788.
- 340 9. Frankl VE. Man's search for meaning. Simon and Schuster; 1985.
- 341 10. Foglio JP, Brody H. Religion, faith, and family medicine. J Fam Pract. 1988;27(5):473-4.
- 342 11. Strawbridge WJ, Cohen RD, Shema SJ, Kaplan GA. Frequent attendance at religious
343 services and mortality over 28 years. Am J Public Health. 1997;87(6):957-61. doi:
344 10.2105/ajph.87.6.957.
- 345 12. Koenig HG, Cohen HJ, George LK, Hays JC, Larson DB, Blazer DG. Attendance at
346 religious services, interleukin-6, and other biological parameters of immune function in older
347 adults. Int J Psychiatry Med. 1997;27(3):233-50. doi: 10.2190/40NF-Q9Y2-0GG7-4WH6.
- 348 13. Yates JW, Chalmer BJ, St James P, Follansbee M, McKegney FP. Religion in patients with
349 advanced cancer. Med Pediatr Oncol. 1981;9(2):121-8. doi: 10.1002/mpo.2950090204.
- 350 14. Brady MJ, Peterman AH, Fitchett G, Mo M, Cella D. A case for including spirituality in
351 quality of life measurement in oncology. Psychooncology. 1999;8(5):417-28. doi:
352 10.1002/(sici)1099-1611(199909/10)8:5<417::aid-pon398>3.0.co;2-4.

- 353 15. McNeill JA, Sherwood GD, Starck PL, Thompson CJ. Assessing clinical outcomes: patient
354 satisfaction with pain management. *J Pain Symptom Manage*. 1998;16(1):29-40. doi:
355 10.1016/s0885-3924(98)00034-7.
- 356 16. Cohen SR, Mount BM, Strobel MG, Bui F. The McGill Quality of Life Questionnaire: a
357 measure of quality of life appropriate for people with advanced disease. A preliminary study
358 of validity and acceptability. *Palliat Med*. 1995;9(3):207-19. doi:
359 10.1177/026921639500900306.
- 360 17. Gobbens RJ, van Assen MA. The prediction of quality of life by physical, psychological
361 and social components of frailty in community-dwelling older people. *Qual Life Res*.
362 2014;23(8):2289-300. doi: 10.1007/s11136-014-0672-1.
- 363 18. Saadeh M, Welmer AK, Dekhtyar S, Fratiglioni L, Calderon-Larranaga A. The Role of
364 Psychological and Social Well-being on Physical Function Trajectories in Older Adults. *J*
365 *Gerontol A Biol Sci Med Sci*. 2020;75(8):1579-85. doi: 10.1093/gerona/glaa114.
- 366 19. Gobbens RJ, Luijkx KG, van Assen MA. Explaining quality of life of older people in the
367 Netherlands using a multidimensional assessment of frailty. *Qual Life Res*. 2013;22(8):2051-
368 61. doi: 10.1007/s11136-012-0341-1.
- 369 20. Gobbens RJ, Uchmanowicz I. Assessing Frailty with the Tilburg Frailty Indicator (TFI): A
370 Review of Reliability and Validity. *Clin Interv Aging*. 2021;16:863-75. doi:
371 10.2147/CIA.S298191.
- 372 21. Willis P, Vickery A. Loneliness, coping practices and masculinities in later life: Findings
373 from a study of older men living alone in England. *Health Soc Care Community*.
374 2022;30(5):e2874-e83. doi: 10.1111/hsc.13732.
- 375 22. Papadopoulos D. The Role of Well-Being, Spirituality, and Religiosity for Successful
376 Aging in Late Life: A Brief Review. *Advances in Aging Research*. 2020;09(02):23-31. doi:
377 10.4236/aar.2020.92003.
- 378 23. Sadler E, Biggs S. Exploring the Links between Spirituality and Successful Ageing. *Journal*
379 *of Social Work Practice*. 2006;20(3):267-80. doi: 10.1080/02650530600931757.
- 380 24. Sharma A, Minh Duc NT, Luu Lam Thang T, Nam NH, Ng SJ, Abbas KS, et al. A
381 Consensus-Based Checklist for Reporting of Survey Studies (CROSS). *J Gen Intern Med*.
382 2021;36(10):3179-87. doi: 10.1007/s11606-021-06737-1.
- 383 25. City Population: Kumejima Town.
384 https://www.citypopulation.de/en/japan/okinawa/_/47361_kumejima/ (2023). Accessed
385 05/04/2023.

- 386 26. Kumejima Town: Population by Administration.
387 <https://www.town.kumejima.okinawa.jp/docs/2017080100023/> (2023). Accessed 05/04/2023.
- 388 27. Takeda K, Futoyu Y, Kirino M, Kumo K, Kim J-S, Nakajima K. Development of a
389 spirituality rating scale related to health in the elderly: A study of the validity and reliability.
390 The Journal of Japan Academy of Health Sciences. 2007;10(2):63-72. doi:
391 10.24531/jhsaiih.10.2_63.
- 392 28. Ministry of Health, Labour and Welfare (Japan): Japan National Health and Nutrition
393 Survey 2010. [https://ghdx.healthdata.org/record/japan-national-health-and-nutrition-survey-](https://ghdx.healthdata.org/record/japan-national-health-and-nutrition-survey-2010)
394 [2010](https://ghdx.healthdata.org/record/japan-national-health-and-nutrition-survey-2010) (2010). Accessed 18/04/2023.
- 395 29. 1993 guidelines for the management of mild hypertension. Memorandum from a World
396 Health Organization/International Society of Hypertension meeting. Guidelines Subcommittee
397 of the WHO/ISH Mild Hypertension Liaison Committee. Hypertension. 1993;22(3):392-403.
- 398 30. Ewen S, Mahfoud F, Böhm M. Blood pressure targets in the elderly: many guidelines, much
399 confusion. European Heart Journal. 2019;40(25):2029-31. doi: 10.1093/eurheartj/ehz150.
- 400 31. Spirituality and nonlocal mind: A necessary dyad. US: Educational Publishing Foundation;
401 2014. p. 29-42.
- 402 32. Koh KB. The Role of Religion and Spirituality in Health and Illness. In: Koh KB, editor.
403 Stress and Somatic Symptoms: Biopsychosociospiritual Perspectives. Cham: Springer
404 International Publishing; 2018. p. 305-13.
- 405 33. Suzuki DT. Japanese spirituality. Translated by Norman Waddell. Compiled by Japanese
406 National Commission for Unesco. vol Accessed from <https://nla.gov.au/nla.cat-vn600516>.
407 [Tokyo]: Japan Society for the Promotion of Science; 1972.
- 408 34. Lephherd L, Rogers C, Egan R, Towler H, Graham C, Nagle A, et al. Exploring spirituality
409 with older people: (1) rich experiences. Journal of Religion, Spirituality & Aging.
410 2020;32(4):306-40. doi: 10.1080/15528030.2019.1651239.
- 411 35. Lima S, Teixeira L, Esteves R, Ribeiro F, Pereira F, Teixeira A, et al. Spirituality and
412 quality of life in older adults: a path analysis model. BMC Geriatrics. 2020;20(1):259. doi:
413 10.1186/s12877-020-01646-0.
- 414 36. Sawatzky R, Ratner P, Chiu L. A Meta-Analysis of the Relationship Between Spirituality
415 and Quality of Life. Social Indicators Research. 2005;72:153-88. doi: 10.1007/s11205-004-
416 5577-x.

417

418

419 **Figures and tables legends**

420 **Figure 1.** A map to illustrate the geography of the island with respect to Japan.

421 **Figure 2.** The causal structure model in which spirituality is a distinct item influencing QoL
422 (Model 1, Figure 2A) and a causal structure model in which spirituality poses direct and indirect
423 effects on QoL (Model 2, Figure 2B).

424 **Table 1.** Baseline characteristics of the sample (n=338). Continuous variables are presented in
425 mean \pm standard deviation (range).

426 **Table 2.** Main goodness-of-fit indicators for hypothesis Model 1.

427 **Table 3.** Results of covariance structure analysis for hypothesis Model 1 (standardized path
428 coefficients).

429 **Table 4.** Effects on dependent variable in hypothesis Model 1 (direct and total effects).

430 **Table 5.** Main goodness-of-fit indicators for hypothesis Model 2.

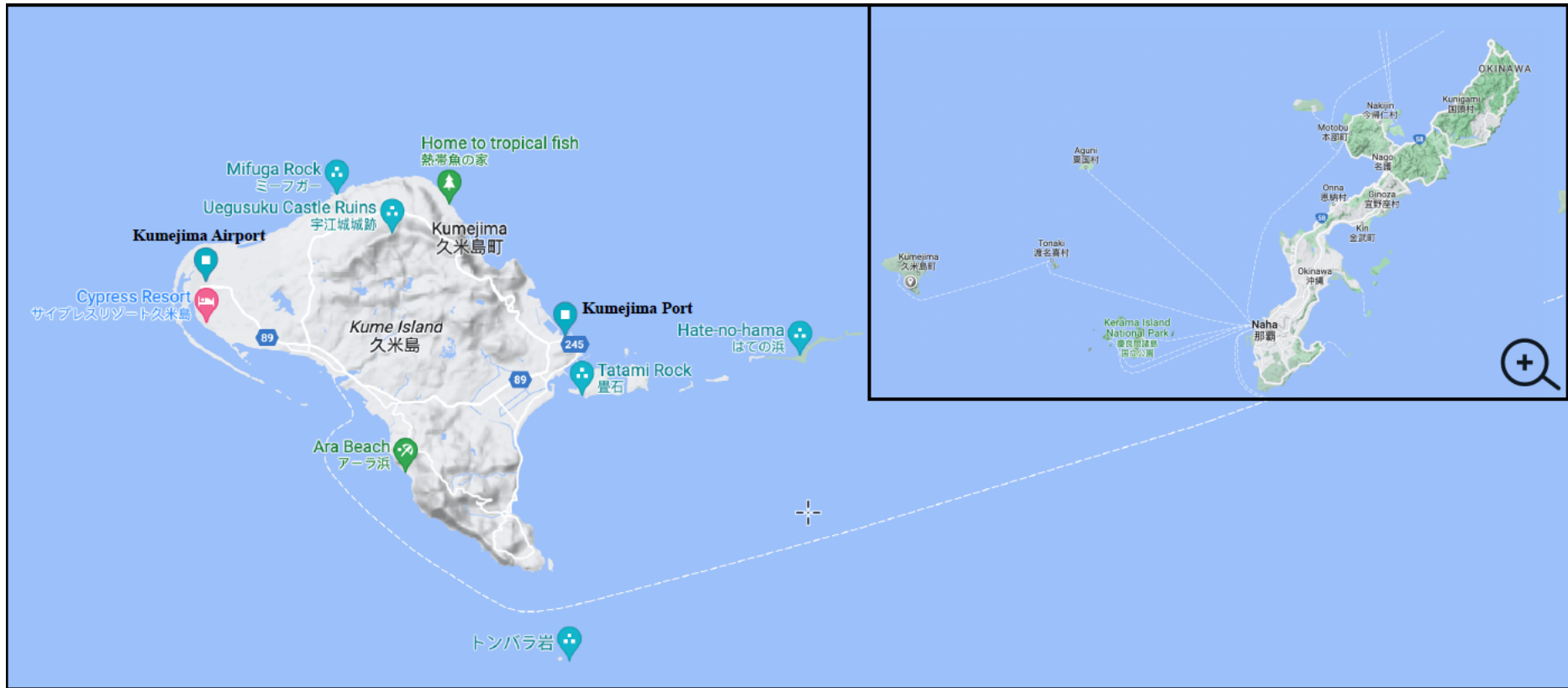
431 **Table 6.** Results of covariance structure analysis for hypothesis Model 2 (standardized path
432 coefficients).

433 **Table 7.** Effects on dependent variable in hypothesis Model 2 (direct, indirect, and total effects)

434 **Table 8.** Comparison of covariance structure analysis results in hypothesis Models 1 and 2
435 (main goodness-of-fit indicators and coefficients of determination of dependent variable).

436

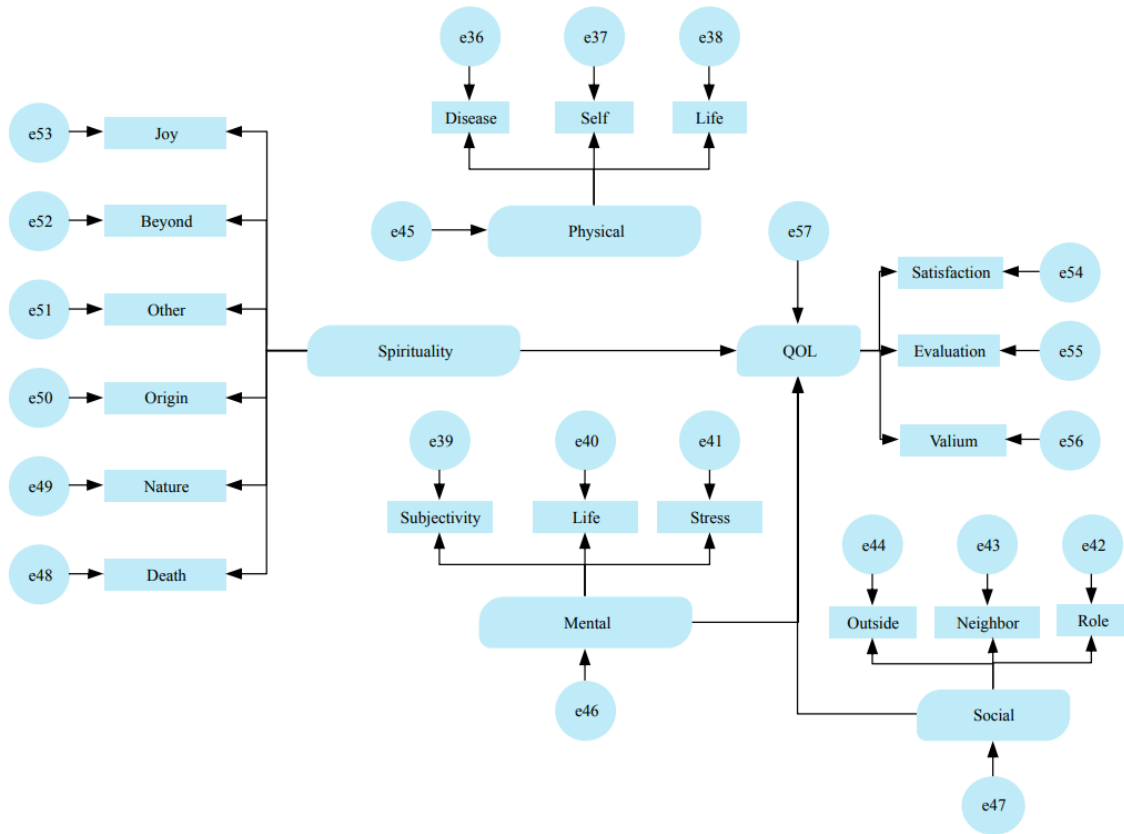
437 **Figure 1.** A map to illustrate the geography of the island with respect to Japan.



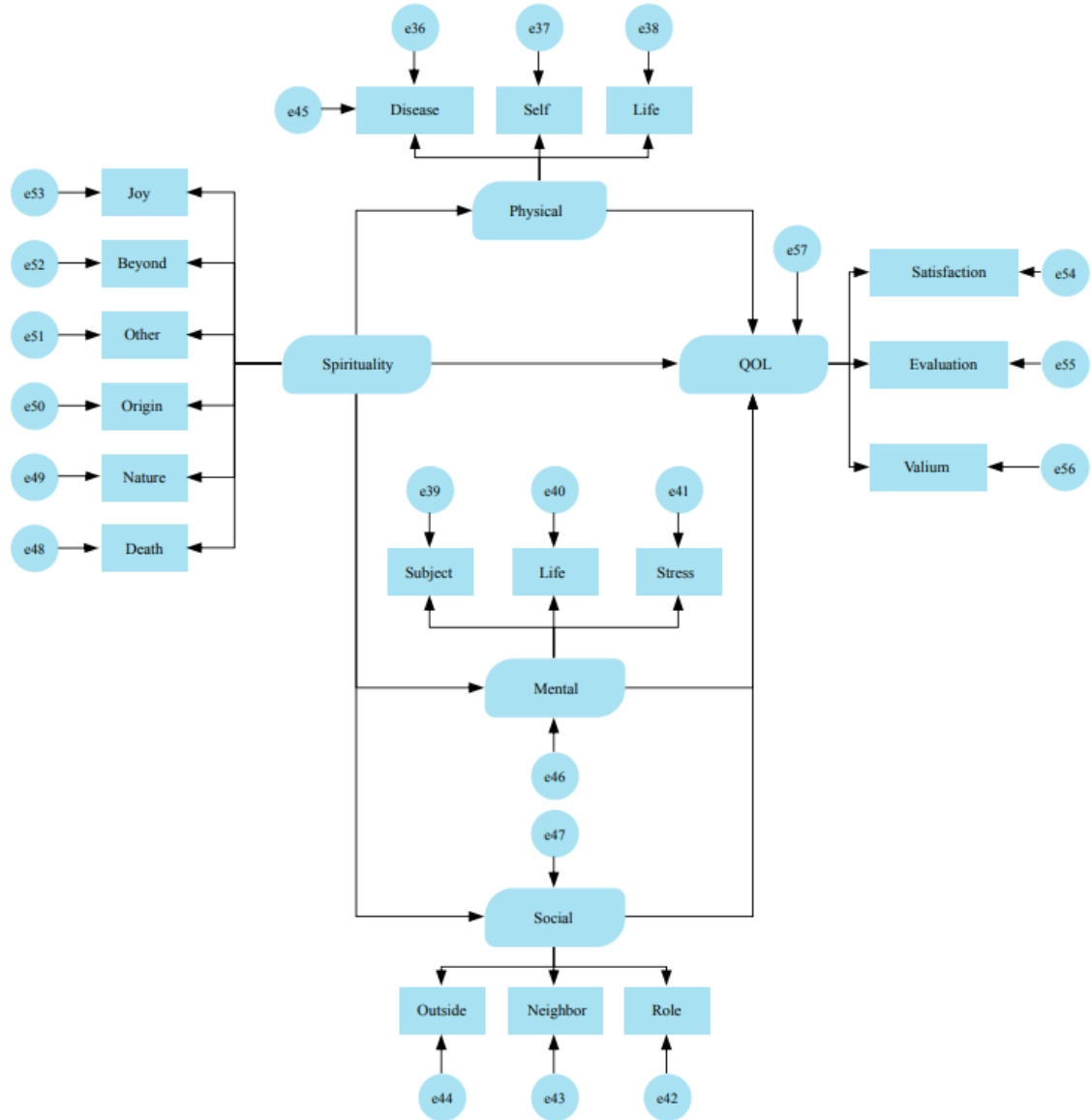
438

439 **Figure 2.** The causal structure model in which spirituality is a distinct item influencing QoL
440 (Model 1, Figure 2A) and a causal structure model in which spirituality poses direct and indirect
441 effects on QoL (Model 2, Figure 2B).

A



B



442

443

444 **Table 1.** Baseline characteristics of the sample (n=338). Continuous variables are presented in
 445 mean \pm standard deviation (range).

Category		Frequency	(%)
Sex	Male	93	27.5%
	Female	245	72.5%
Age (years)		77.2 \pm 6.4 (65-94)	
Family structure	Single	52	15.4%
	Married	116	34.3%
	Married with children	102	30.2%
	Separate with children	56	16.6%
	Other	12	3.6%
Education	Below high school	257	76.0%
	High school	68	20.1%
	University or above	13	3.8%
Height (cm)	Actual value	148.3 \pm 7.9 (129.5-174.0)	
	Self-reported value	149.4 \pm 8.1 (120.0-175.0)	
Weight (Kg)	Actual value	54.0 \pm 9.2 (31.5-83.6)	
	Self-reported Value	53.9 \pm 8.7 (32.0-78.0)	
BMI (kg/m ²)	Actual values	24.5 \pm 3.4 (15.3-35.7)	
	Self-reported value	23.9 \pm 3.1 (16.0-34.2)	
Blood pressure (mmHg)	Systolic blood pressure	144.9 \pm 20.3 (87.0-216.0)	
	Diastolic blood pressure	77.8 \pm 11.2 (42.0-115.0)	
Taking medication for blood pressure	Yes	206	60.9%
	No	132	39.1%

446

447 **Table 2.** Main goodness-of-fit indicators for hypothesis Model 1.

Fit indicators		P-value
Chi-squared test	Chi-squared value	250.480
	Degree of freedom	131
	Probability	0.000
GFI		0.924
AGFI		0.900
CFI		0.844
RMSEA		0.052

448 Abbreviations: GFI (Goodness-of-fit index); AGFI (Adjusted goodness-of-fit index); CFI
449 (Comparative fit index); RMSEA (Root mean square error of approximation).

450

451 **Table 3.** Results of covariance structure analysis for hypothesis Model 1 (standardized path
452 coefficients).

Path		Path Factor	Significant difference	
Physical health	→	QoL	0.401	-
Mental health			0.588	**
Social health			0.253	*
Spirituality			0.116	-
Physical health	→	Disease	0.176	-
		Self-awareness	0.676	-
		Life activities	0.113	※1
Mental health	→	Subjectivity	0.638	※1
		Life satisfaction	0.569	**
		Stress	0.441	**
Social health	→	Role in society	0.423	※1
		Neighborhood	0.502	**
		Going outside	0.467	**
Spirituality	→	Dying	0.233	**
		Nature	0.623	**
		Origin	0.715	**
		Other	0.638	**
		Go above and beyond yourself	0.554	**
		Joy of living	0.691	**
QoL	→	Satisfaction	0.469	※1
		Evaluation	0.387	**
		Valium	0.533	**

453 ※1 The path to the observed variable is fixed to 1

454 ** P<0.01

455 * P<0.05

456 Abbreviations: QoL (Quality of life).

457

459 **Table 4.** Effects on dependent variable in hypothesis Model 1 (direct and total effects).

Dependent variable	Independent variables	Direct effects	Indirect effects	Overall Effects
QoL	Physical health	0.401	-	0.401
	Mental health	0.588	-	0.588
	Social Health	0.253	-	0.253
	Spirituality	0.116	-	0.116

460 Abbreviations: QoL (Quality of life).

461

462 **Table 5.** Main goodness-of-fit indicators for hypothesis Model 2.

Fit indicators		P-value
Chi-squared test	Chi-squared value	227.670
	Degree of freedom	128
	Probability	0.000
GFI		0.929
AGFI		0.906
CFI		0.870
RMSEA		0.048*

463 Abbreviations: GFI (Goodness-of-fit index); AGFI (Adjusted goodness-of-fit index); CFI
464 (Comparative fit index); RMSEA (Root mean square error of approximation).

465

466 **Table 6.** Results of covariance structure analysis for hypothesis Model 2 (standardized path
467 coefficients).

Path		Path Factor	Significant difference
Spirituality	→	Physical health	-
		Mental health	**
		Social Health	0.065
Physical health	→	QoL	0.377
Mental health			**
Social Health			0.240
Spirituality			-0.008
Physical health	→	Disease	-
		Self-awareness	-
		Life activities	※1
Mental health	→	Subjectivity	※1
		Life satisfaction	**
		Stress	**
Social health	→	Role	※1
		Neighborhood	**
		Go outside	**
Spirituality	→	Dying	**
		Nature	**
		Origin	**
		The Other	**
		Go above and beyond yourself	**
		Joy of living	**
QOL	→	Satisfaction	※1
		Evaluation	**
		Valium	**

468 ※1 The path to the observed variable is fixed to 1

469 ** P<0.01

470 * P<0.05

471 Abbreviations: QOL (Quality of life).

472

473 **Table 7.** Effects on dependent variable in hypothesis Model 2 (direct, indirect, and total effects)

Dependent variable	Independent variables	Direct effects	Indirect effects	Overall Effects
Physical health	Spirituality	0.048	-	0.178
Mental health	Spirituality	0.363	-	0.363
Social Health	Spirituality	0.178	-	0.048
QoL	Physical health	0.377	-	0.377
	Mental health	0.622	-	0.622
	Social Health	0.240	-	0.240
	Spirituality	-0.008	0.286	0.278

474 Abbreviations: QoL (Quality of life).

475

476 **Table 8.** Comparison of covariance structure analysis results in hypothesis Models 1 and 2 (main goodness-of-fit indicators and coefficients of
 477 determination of dependent variable).

Model	Chi-squared test			GFI	AGFI	CFI	RMSEA	AIC	Coefficient of determination (QoL)
	Chi-squared value	Degree of freedom	Probability						
Hypothesis Model 1	250.480	131	0.000	0.924	0.900	0.844	0.052	330.480	0.583
Hypothesis Model 2	227.670	128	0.000	0.929	0.906	0.870	0.048	313.670	0.610

478 Abbreviations: GFI (Goodness-of-fit index); AGFI (Adjusted goodness-of-fit index); CFI (Comparative fit index); RMSEA (Root mean square
 479 error of approximation); AIC (Akaike information criterion).

480

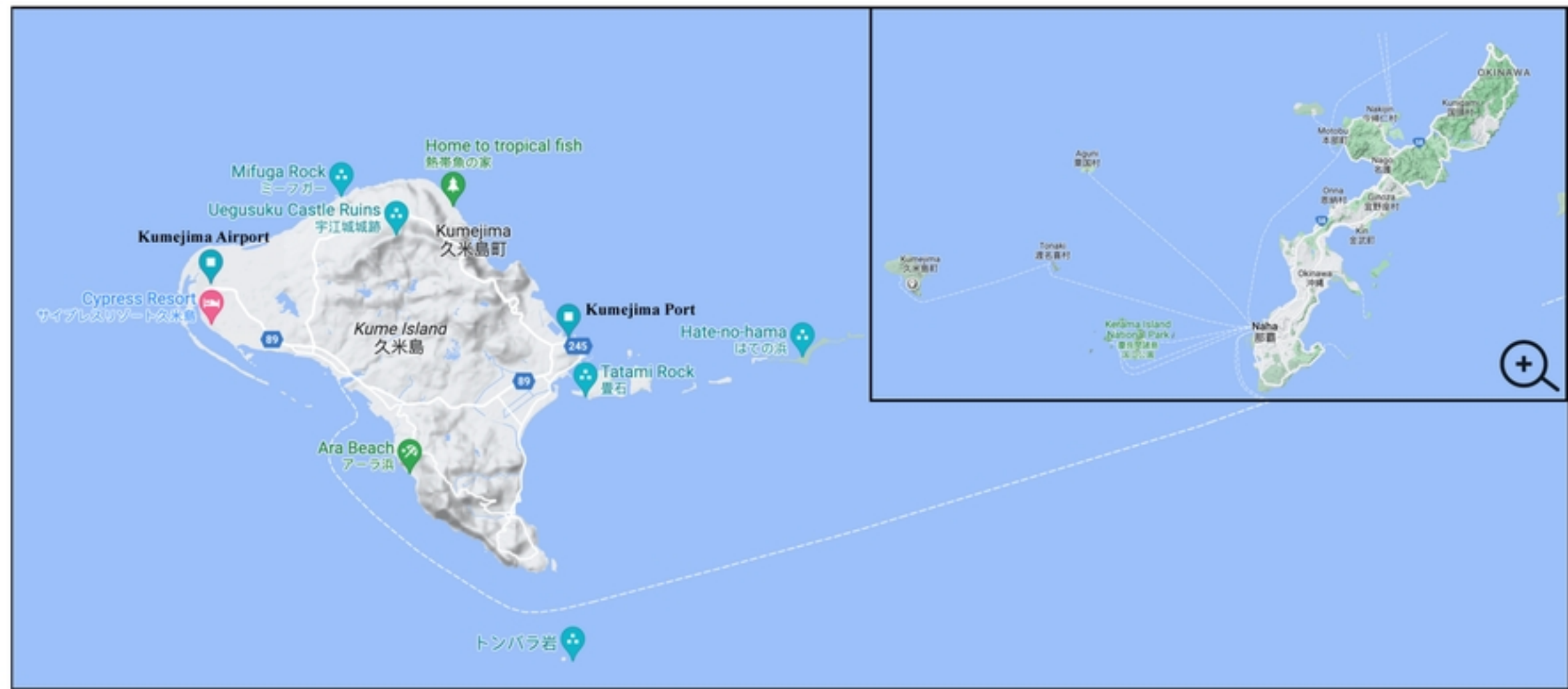


Figure 1

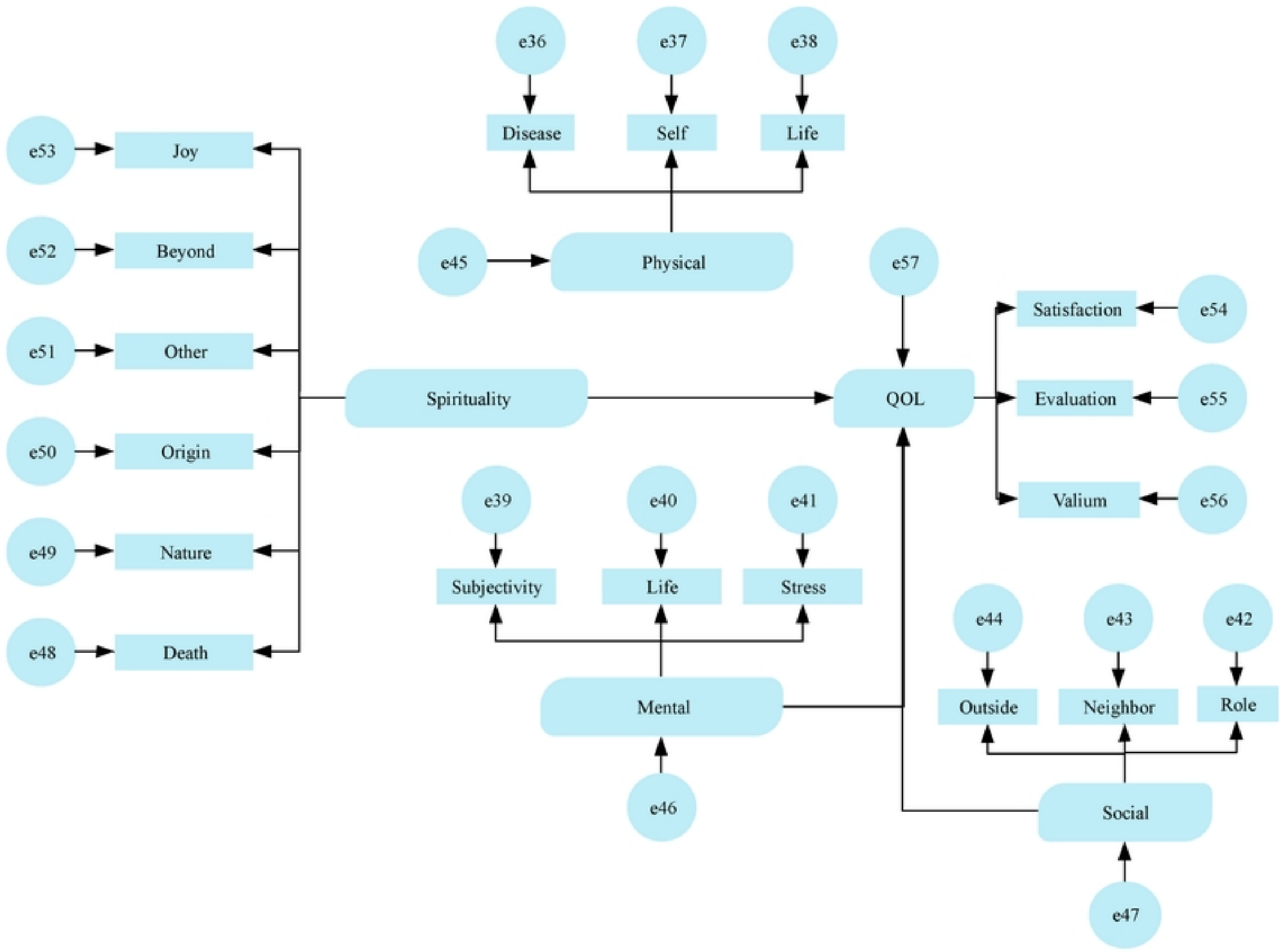
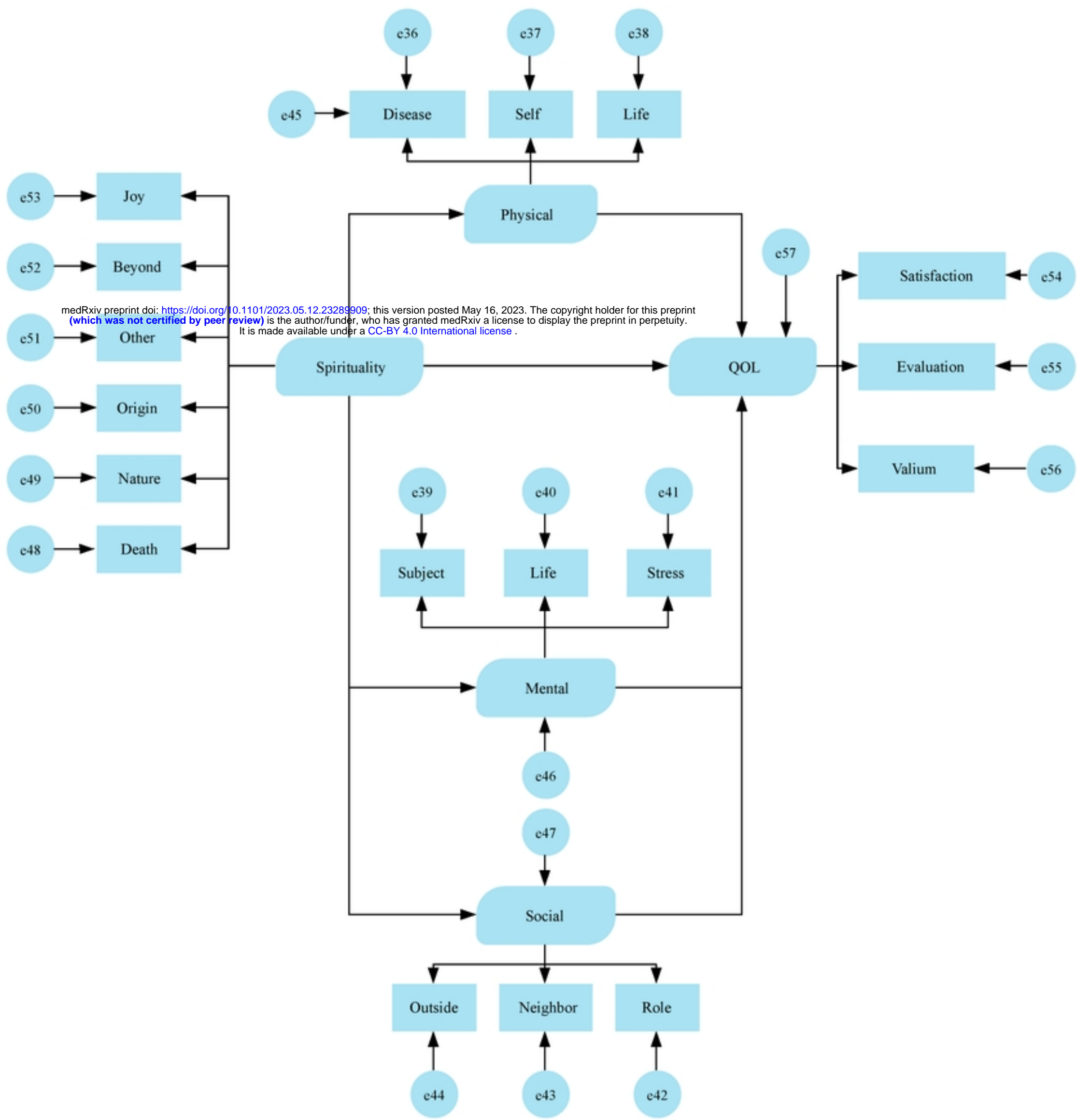


Figure 2A



medRxiv preprint doi: <https://doi.org/10.1101/2023.05.12.23289909>; this version posted May 16, 2023. The copyright holder for this preprint (which was not certified by peer review) is the author/funder, who has granted medRxiv a license to display the preprint in perpetuity. It is made available under a [CC-BY 4.0 International license](https://creativecommons.org/licenses/by/4.0/).

Figure 2B