

QUEST-AI: A System for Question Generation, Verification, and Refinement using AI for USMLE-Style Exams

Suhana Bedi^{1,*†}, Scott L. Fleming^{1,2*}, Chia-Chun Chiang³, Keith Morse⁴, Aswathi Kumar⁵, Birju Patel⁵, Jenelle A. Jindal⁶, Conor Davenport⁷, Craig Yamaguchi⁷, Nigam H. Shah^{1,8,9,10}

¹*Department of Biomedical Data Science, Stanford University, Stanford, CA, USA*

²*SmarterDx, Inc. Brooklyn, NY, USA*

³*Department of Neurology, Mayo Clinic, Rochester, MN*

⁴*Department of Pediatrics, Stanford School of Medicine, Stanford, CA, USA*

⁵*Department of Medicine, Stanford School of Medicine, Stanford, CA, USA*

⁶*Center for Biomedical Informatics Research, Stanford, CA, USA*

⁷*Western University of Health Sciences, Pomona, California, USA*

⁸*Human-Centered Artificial Intelligence Institute, Stanford University, Stanford, CA, USA*

⁹*Clinical Excellence Research Center, Stanford School of Medicine, Stanford, CA, USA*

¹⁰*Technology and Digital Solutions, Stanford Health Care, Palo Alto, California, USA*

**Equal Contribution*

†Email: suhana@stanford.edu

The United States Medical Licensing Examination (USMLE) is a critical step in assessing the competence of future physicians, yet the process of creating exam questions and study materials is both time-consuming and costly. While Large Language Models (LLMs), such as OpenAI's GPT-4, have demonstrated proficiency in answering medical exam questions, their potential in generating such questions remains underexplored. This study presents QUEST-AI, a novel system that utilizes LLMs to (1) generate USMLE-style questions, (2) identify and flag incorrect questions, and (3) correct errors in the flagged questions. We evaluated this system's output by constructing a test set of 50 LLM-generated questions mixed with 50 human-generated questions and conducting a two-part assessment with three physicians and two medical students. The assessors attempted to distinguish between LLM and human-generated questions and evaluated the validity of the LLM-generated content. A majority of exam questions generated by QUEST-AI were deemed valid by a panel of three clinicians, with strong correlations between performance on LLM-generated and human-generated questions. This pioneering application of LLMs in medical education could significantly increase the ease and efficiency of developing USMLE-style medical exam content, offering a cost-effective and accessible alternative for exam preparation.

Keywords: USMLE; Medical Education; Large Language Models; Artificial Intelligence; GPT-4; Exam Question Generation; Automated Assessment; Medical Exam Preparation; Question Validity; Medical Licensing Examination

1. Introduction

Every year, over 100,000 medical students take the United States Medical Licensing Examination (USMLE), administered by the National Board of Medical Examiners (NBME).¹ This rigorous examination is crucial for ensuring the competence of future physicians. However, generating the exam questions and related preparation materials is a manual process, which is both time-consuming and costly. On average, each student spends over \$4,000 on buying USMLE-related study materials.² The high costs and substantial effort associated with producing these materials are the primary drivers of the cost, and offer a great opportunity for technological intervention.

The adoption of Artificial Intelligence (AI) in healthcare is rapidly increasing, driven by advancements in Generative AI and especially, Large Language Models (LLMs) such as OpenAI's GPT-4.^{3,4,5} LLMs have been explored for various use cases in medicine, including generating clinical notes, summarizing patient records, and providing decision support.^{6,7,8} Numerous studies have demonstrated the proficiency of these models in answering USMLE questions, achieving over 80% accuracy on the USMLE Step 2 Clinical Knowledge (CK) exam.⁹ Despite their success in answering exam questions, there is limited research on the use of LLMs for *generating* medical exam questions, particularly for the USMLE. To address this gap, we introduce QUEST-AI, an autonomous system that (1) generates USMLE-style questions, (2) verifies the system-generated questions, and (3) refines any questions identified as incorrect, all powered by LLMs. The system is evaluated with the assistance of physicians and medical students.

We began by prompting GPT-4 to generate 50 questions inspired by sample questions from the USMLE Step 2 Clinical Knowledge (CK) exam. Then, we used aggregated predictions from an ensemble of diverse LLMs to flag incorrect questions. Finally, we prompted GPT-4 again to correct the flawed questions. In order to evaluate the quality of questions generated using our approach, we constructed a test set containing our 50 system-generated questions randomly interspersed with 50 human-generated sample questions. Three physicians and two medical students engaged in a twofold assessment: (1) they attempted to distinguish between the system-generated and human-generated USMLE-style questions, and (2) they assessed the validity of the system-generated questions and answers.

To our knowledge, ours is the first study to generate, verify, and refine USMLE-style questions using LLMs (Figure 1). This shift from answering questions to generating questions represents a

novel application of AI in medical education, with the potential to revolutionize exam content development.

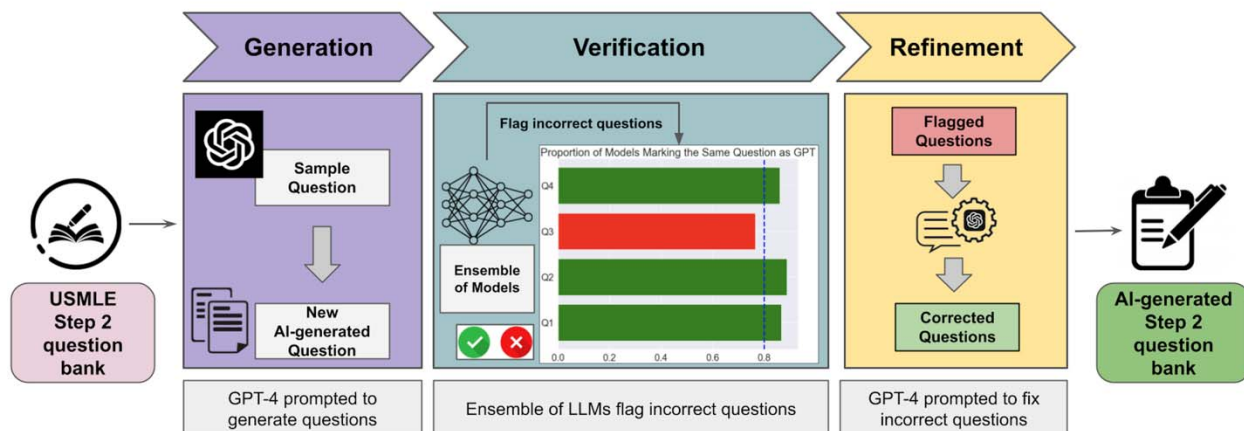


Figure 1: The QUEST-AI System for Generation, Verification, and Refinement of USMLE-Style Questions:

This figure illustrates the process used by QUEST-AI to generate, verify, and refine USMLE-style questions. The process begins with GPT-4 generating questions using sample questions from the USMLE Step 2 question bank as in-context examples. An ensemble of LLMs then processes these questions, flagging any incorrect ones based on their ensembled predictions. Finally, GPT-4 refines the flagged questions, resulting in a high-quality, system-generated Step 2 question bank.

2. Related Work

The use of Large Language Models (LLMs) in healthcare and education has seen considerable growth and innovation.

2.1. LLMs in Healthcare

LLMs have become prominent in healthcare due to their advanced natural language processing capabilities. These models excel in handling vast datasets and generating contextually accurate text through significant technical advancements.¹⁰ A systematic review by Bedi et al. highlights the various healthcare applications of LLMs.¹¹ Studies have demonstrated their utility in tasks such as diagnosis¹², medical report generation¹³, treatment recommendations¹⁴, and clinical referrals.^{14,15} For instance, Chung et al. assessed the feasibility and acceptability of ChatGPT-

generated radiology report summaries for cancer patients.¹⁶ Additionally, Fraser et al. studied the diagnostic accuracy of LLMs, providing further evidence of their potential in clinical settings.¹⁷

2.2. LLMs in Education

LLMs have the potential to revolutionize education by providing real-time support, correcting errors, and offering explanations or hints, thereby enhancing student engagement and learning efficiency.¹⁸ Unlike traditional algorithms, LLMs generate flexible, context-aware responses, making them effective tools for study assistance.¹⁹ They excel in solving questions across diverse subjects such as math²⁰, law²¹ and medicine⁴, utilizing advanced techniques like Chain-of-Thought prompting and few-shot demonstration-selection algorithms to enhance problem-solving performance.

In addition to question solving, LLMs are effective in error correction, providing instant feedback that aids early-stage learning.²² They also function as confusion helpers, offering pedagogical guidance and hints to help students solve problems independently, fostering deeper understanding and self-sufficiency.²³

Recent research has applied LLMs for automatic question generation, including Laverghetta Jr. and Licato's work on cognitive assessments.²⁴ Using GPT-3, they created Natural Language Inference (NLI) dataset items with a prompting strategy that selected items with the best and worst properties, resulting in improved psychometric qualities. Another study by Tran et al. explored using GPT-3 and GPT-4 to generate high-quality multiple-choice questions (MCQs) for computing courses. They found that GPT-4 successfully generated correct answers for 78.5% of MCQs, highlighting LLMs' potential to efficiently craft personalized educational content and improve assessment quality in real-time.²⁵

2.3. LLMs in Medical Education

LLMs have shown some promise in generating multiple-choice questions (MCQs) for medical exams, a task traditionally requiring extensive medical knowledge and effort from educators. A systematic review by Artsi et al. discovered a total of 8 studies that used LLMs like GPT-3.5 and GPT-4 for this purpose²⁶. They found that while LLMs can produce valid MCQs across various medical disciplines—including neurosurgery, general medicine, physiology, dermatology, internal medicine, surgery, anatomy, and biochemistry—some challenges remain, such as inaccuracies and low complexity of generated questions.

In one study, the authors compared LLM-generated questions to those written by humans, finding human questions superior in quality and validity despite the faster generation time by AI²⁷. In another one, the authors used Chat-GPT 3.5 for dermatology board exams and found only

40% of the generated questions applicable.²⁸ Sevgi et al. and Han et al. generated neurosurgery and general MCQs, respectively, but did not independently evaluate the validity.^{29,30}

One study specifically focused on generating USMLE Step 1 questions and concluded that ChatGPT can provide assistance in USMLE exams.³¹ However, this study lacked a detailed evaluation of the generated content. The capability to generate USMLE-style questions can save time and resources, support the growing demand for medical professionals, and keep up with evolving medical knowledge. However, the accuracy and quality of system-generated content must be rigorously evaluated to ensure it meets the required standards for medical examinations.

To address this gap, our study evaluates GPT-4's ability to generate USMLE Step 2 CK-style exam questions. We provide insights into the practical applications of AI in medical education and its potential to enhance the accessibility and quality of exam preparation materials. By presenting a fully autonomous system for generating, verifying, and refining USMLE-style questions, we aim to demonstrate the capacity of LLMs to generate high-quality exam content, thereby improving the development and accessibility of medical education resources.

3. Methods

3.1. *Data collection and generation*

We randomly selected a set of 50 human-generated questions from a bank of 120 publicly available USMLE Step 2 CK test sample questions, ensuring that these questions did not include associated images or abstracts³². This was done to maintain a controlled and uniform format for comparison purposes.

For system-generated questions, we employed a prompt chaining approach with GPT-4 as shown in Figure 2. We started with a human-generated USMLE CK test question-answer pair, which was included in the initial prompt to GPT-4. The model then generated an explanation of why the given answer was correct and the others were incorrect. This original question, along with the system-generated explanation, were used in a follow-up prompt instructing GPT-4 to generate another USMLE Step 2 CK-style question in a similar format. This method ensured the generated questions closely matched the format, style, and complexity of the human-generated ones, promoting consistency and reducing deviations from the desired standards.

After generating a set of system-generated questions, we compiled these alongside the human-generated ones and randomly shuffled them to create a comprehensive 100-question set. This randomization was crucial to ensure an unbiased evaluation.

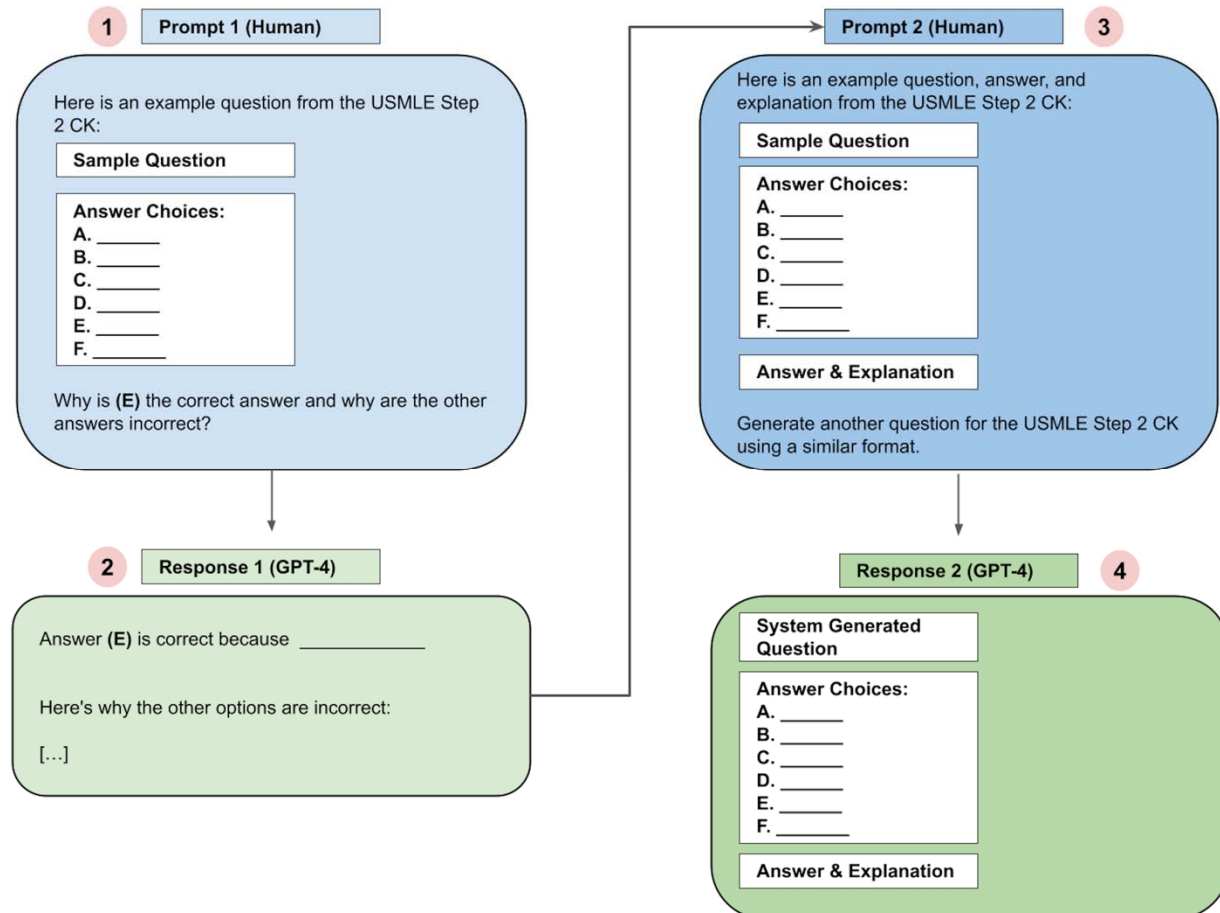


Figure 2: Prompt chaining strategy for question generation: First, we provide GPT-4 with an example question from the USMLE CK exam and ask why a specific option is correct and why others are incorrect. Once GPT-4 generates a response, we create a new prompt incorporating this response and the original question, then ask GPT-4 to generate another question in a similar format.

3.2. Evaluation by Physicians

A group of three licensed, practicing physicians and two medical students were tasked with evaluating the 100-question set. They were instructed to:

1. Choose the single best answer to each question without consulting any external reference.
2. Guess whether each question was generated by humans or GPT-4.

In a separate task, three physicians reviewed the 50 system-generated exam questions to evaluate their correctness, using any available external references. They recorded the type of errors found in the system-generated questions and the time taken to make their determinations. The two phases of the study, marked by the different tasks performed by the medical specialists, are illustrated in Figure 3.

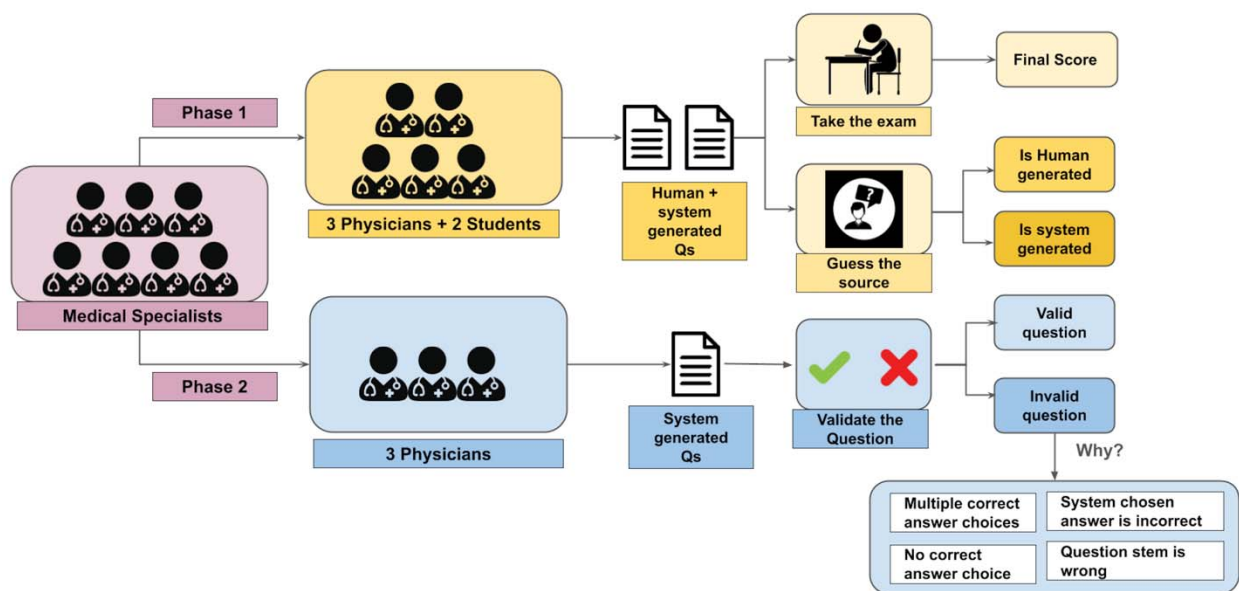


Figure 3: Evaluation Process by Medical Specialists: In Phase 1 of the study, three physicians and two medical students attempted a USMLE exam that included both real and system-generated questions, tasked with choosing the best answer for each question and identifying which questions were system-generated. In Phase 2, three physicians evaluated the system-generated question-answer pairs to determine their validity. For invalid questions, they categorized the issues into four types: multiple correct answer choices, no correct answer choice, the system-chosen answer choice is incorrect, or the question stem is incorrect.

3.3. Evaluation by LLMs

An ensemble of five LLMs from the Hugging Face hub³³ (a public repository of models) was selected for evaluation based on the models' performance in public open LLM leaderboards³⁴ and community support: Meta-Llama-3-70B-Instruct from Meta, Mixtral-8x22B-Instruct-v0.1 from Mistral AI, Qwen2-72B-Instruct from Alibaba, Phi-3-medium-4k-Instruct from Microsoft, and llama-2-70b-chat from Meta. These selected models were presented with system-generated question-answer pairs and asked to identify the best answer. Using the models' responses, we constructed a simple classifier to discriminate between valid and invalid system-generated questions based on the proportion of LLMs within the model ensemble that agreed with the

answer selected by GPT-4 as being the best answer. We hypothesized that system-generated question-answer pairs for which one or more of the LLMs disagreed with the answer marked by GPT-4 as correct were more likely to be flawed. Conversely, if there was unanimous consensus among the LLMs on the answer deemed correct by GPT-4, then the question-answer pair was less likely to be flawed.

3.4. Categorization and Post-Hoc Editing by GPT-4

GPT-4 was prompted to categorize each question-answer pair in the 100-item set into one of 18 categories outlined in the USMLE content outline³⁵. This categorization aimed to evaluate whether the system-generated questions fell into the same categories as the original human-generated questions used in the prompts. A physician then reviewed these category assignments for each question to verify their validity. We caveat the evaluation of category assignment validity by noting that the ground truth categories per question are not made publicly available by the NBME and the team of physicians and medical students that imputed item categories have no affiliation with NBME/USMLE.

For the system-generated questions deemed incorrect by the ensemble of LLMs and physicians, we conducted a post-hoc editing stage. During this stage, we asked GPT-4 to first identify why a specific question was wrong and then modify or correct the mistakes present in the flagged questions. This was done to assess GPT-4's capability to improve its responses based on iterative feedback and refinement. A physician manually evaluated each corrected exam item to assess whether the corrections led to a valid result.

The data collection and analysis were conducted in multiple phases from April 2023 to December 2023, and an updated evaluation analysis was completed in July 2024. This evaluation process aimed to provide insights into the practical applications of AI in generating high-quality exam questions and to assess the potential of GPT-4 in contributing to medical education. Data and code for reproducing our results can be found at <https://github.com/som-shahlab/gpt4usmle>.

4. Results

4.2. Evaluation by Physicians

The average accuracy of the three physicians and two medical students in distinguishing between human-generated and GPT-4-generated questions was 51.8% (95% CI: 46.1% to 57.5%), nearly equivalent to random guessing. This suggests that there were no identifiable systematic

differences between the system-generated and human-generated questions. Furthermore, the Pearson correlation between participants' performance on system-generated and human-generated questions was statistically significant ($\rho = 0.952$, P -value = 0.012). This strong correlation indicates that system-generated questions are comparable to human-generated questions in their ability to assess the clinical knowledge and skills examined in USMLE-style questions, providing a reliable and consistent measure of performance across both question types.

On a separate task where three physician reviewers were asked to validate the 50 AI generated questions, 32 (64%) questions were deemed "correct" by all reviewers, while 18 (36%) were deemed "incorrect" by at least one reviewer. The reasons for labeling exam items as "incorrect" included "Multiple correct answer choices" (n=9), "AI-chosen answer is incorrect" (n=6), and "No correct answer choice" (n=3). These findings highlight specific areas where the system-generated questions fell short and suggest areas for further refinement in the AI's question generation capabilities.

Reviewers spent, on average, 3.21 minutes (95% CI 2.73 to 3.69) reviewing each system-generated exam item for correctness. This quick evaluation time highlights a significant potential efficiency advantage, as it is substantially faster than drafting a question from scratch, which typically involves extensive research, drafting, and revision.

4.3. Evaluation by LLMs

All LLMs within our LLM ensemble achieved adequate performance on the human-generated USMLE-style exam questions (see Table 1). Our proposed LLM ensemble classifier was able to discriminate between invalid system-generated questions with an Area under the Receiver-Operator Characteristic curve (AUROC) of 0.79. We considered an item to be classified by the model as "flawed" if any one of the 5 LLMs in the ensemble disagreed with GPT-4 on the best answer choice. Of the 18 system-generated question-answer pairs deemed flawed by clinician reviewers, our approach correctly flagged 15 (Recall = $15/18 = 0.83$). Overall, our approach flagged 25 system-generated question-answer pairs as flawed (Precision = $15/25 = 0.60$). Of the 25 system-generated questions not flagged by our approach, 22 were deemed valid by clinicians. See Table 2.

Table 1: Performance of LLMs in model ensemble on human- and system-generated USMLE-style questions. All models performed reasonably well (examinees typically must answer approximately 60% of items correctly to achieve a passing score on the USMLE)³⁶

Model	% Correct on human-generated questions	% Correct on system-generated questions
Meta-Llama-3-70b-Instruct	0.80	0.80
Mixtral-8x22B-Instruct-v0.1	0.80	0.78
Phi-3-medium-4k-instruct	0.76	0.80
Qwen2-72B-Instruct	0.80	0.82
llama-2-70b-chat_huggingface	0.60	0.62

Table 2: Confusion matrix for the LLM ensemble used to determine whether system-generated questions are potentially invalid by analyzing whether all LLMs agree with GPT-4 on the best answer (not flagged) or at least one LLM disagrees with GPT-4 on the best answer (flagged).

	Flagged as invalid by LLM ensemble	Not flagged by LLM ensemble
Deemed invalid by clinician reviewers	15	3
Deemed valid by clinician reviewers	10	22

4.4. Categorization and Post-Hoc Editing by GPT-4

For the categories assigned to each question by GPT-4, 8 questions were assigned invalid content category labels, while the remaining 92 questions were assigned appropriate labels. This outcome shows that GPT-4 generally performed well in classifying question categories, although it occasionally struggled to differentiate between Behavioral Health and Social Sciences. This challenge might be addressed by clarifying that Behavioral Health pertains to psychiatry and mental health topics, whereas Social Sciences covers medical ethics, interpersonal health, and health system quality improvement.

Additionally, 16 out of the 50 questions matched the category of their corresponding sample question. This suggests that GPT-4 introduces a degree of variability and diversity in its generated questions. Rather than merely replicating existing content, GPT-4 demonstrates the ability to create new and varied material. A breakdown of categories can be seen in the Supplementary section (eTable 1).

For post-hoc editing, the questions deemed incorrect by at least one reviewer were passed through GPT-4. The model was asked to classify why a question-answer pair was incorrect and then to provide a corrected version. Impressively, for 9 out of 18 questions (50%), GPT-4 identified the same reason for incorrectness as the physician reviewers. For 11 of these 18 questions (61%), GPT-4 was able to correct its original mistake, resulting in a valid exam item. This demonstrates GPT-4's capability not only to generate questions but also to accurately diagnose issues with them and offer corrections.

5. Conclusion

With ever-increasing costs of medical education, medical student debt, and a looming physician shortage³⁷, there is an urgent need for cost-effective and easily accessible medical exam preparation resources. We designed QUEST-AI, a first-of-its-kind system that can improve access to high-quality USMLE-style questions by using LLMs to generate candidate exam questions, flag invalid candidate items, and correct flawed exam items. While performance of the system is not perfect, clinician evaluation suggests that (1) a significant majority of exam items generated using our approach are valid; (2) candidate performance on items generated using our approach correlates strongly with performance on human-generated USMLE-style questions; and (3) our system can be used to generate exam across a variety of content categories. This offers a promising solution for decreasing the cost and time required to generate USMLE-style questions. This in turn could reduce both the costs for exam preparation materials that debt-burdened medical students face and the costs for generating new exam items that non-profit organizations like the National Board of Medical Examiners face.

6. Limitations

There are several important limitations to our system to consider when assessing whether it can be used in medical education.

First, with respect to our evaluation, the medical specialists who attempted to select the best answer on the evaluation set of 50 system-generated and 50 human-generated questions were not

MD students (the primary audience that would benefit from such a system); they were practicing MDs who had already passed the USMLE Step 2 CK exam and DO students who would take a different but similar exam as part of their training. This was by design: we wanted to ensure that no assessor would recognize the exam items in the publicly available NBME-provided USMLE-style practice exam. Otherwise, their ability to distinguish between human- and system-generated questions would be overly optimistic. Additional study is needed to understand whether our results translate to the primary population of interest, namely MD students preparing to take the USMLE Step 2 CK exam.

Second, the clinicians who determined whether or not the system-generated exam items were valid were not expert exam writers nor were they affiliated with the NBME. It is quite possible that system-generated exam items deemed valid by our panel of clinicians would be considered invalid by NBME-employed expert exam writers, and vice versa.

Third, there was no threshold for which our LLM ensemble-based flagging system was able to correctly recall *all* the system-generated exam items deemed invalid (except for if we trivially flagged all the items as invalid). There were 3 of 18 items deemed invalid for which all 5 LLMs in the ensemble agreed with GPT-4's best answer selection (thus the question was not flagged) but where at least one clinician deemed the overall exam item to be invalid. This suggests that, were this system to be used entirely autonomously, it could generate flawed exam items. This has important ethical implications that should be considered and potentially addressed with improved methods before releasing the tool to the broader public.

7. Funding and Conflicts of Interest

This work is supported by the Mark and Debra Leslie endowment for AI in Healthcare; the Stanford University Department of Medicine; Stanford Healthcare; and the Stanford Medicine Program for AI in Healthcare. Any opinions, findings, and conclusions or recommendations expressed in this material are those of the authors and do not necessarily reflect the views of the funding bodies. N.H.S. is a cofounder of Prealize Health and Atropos Health; reports funding from the Gordon and Betty Moore Foundation; and served on the board of the Coalition for Healthcare AI (CHAI). J.A.J. is the founder of Jindal Neurology, Inc. and paid per diem as a physician with Kaiser Permanente, South San Francisco, CA. The other authors declare no competing financial interests. No proprietary NBME data or information were used in the study.

Supplementary Material

USMLE Category Name	Frequency of occurrence in human generated questions	Frequency of occurrence in system generated questions	Absolute Difference
Social Sciences	8	3	5
Nervous System and Special Senses	6	2	4
Immune System	5	6	1
Endocrine System	5	5	0
Renal and Urinary System	4	2	2
Gastrointestinal System	4	8	4
Behavioral Health	3	1	2
Multisystem Processes and Disorders	3	2	1
Respiratory System	3	6	3
Cardiovascular System	2	8	6
Blood and Lymphoreticular System	2	2	0
Musculoskeletal System	2	1	1
Biostatistics, Epidemiology/population health and interpretation of the medical literature	1	2	1
Pregnancy, Childbirth and the Puerperium	1	2	1
Female and Transgender Reproductive System and Breast	1	0	1

eTable 1: Category assignments for human- and system-generated USMLE-like questions: The first column is the USMLE category name, the second and third columns are the frequency of occurrence of each category in human and system generated questions respectively and the last column is the absolute difference between these frequencies.

References

1. Performance Data. Accessed July 20, 2024. <https://www.usmle.org/performance-data>
2. Bhatnagar V, Diaz SR, Bucur PA. The Cost of Board Examination and Preparation: An Overlooked Factor in Medical Student Debt. *Cureus*. 2019;11(3):e4168. doi:10.7759/cureus.4168
3. Stafie CS, Sufaru IG, Ghiciuc CM, et al. Exploring the Intersection of Artificial Intelligence and Clinical Healthcare: A Multidisciplinary Review. *Diagnostics (Basel)*. 2023;13(12). doi:10.3390/diagnostics13121995
4. Lee P, Goldberg C, Kohane I. *The AI Revolution in Medicine: GPT-4 and Beyond*. Pearson; 2023. <https://play.google.com/store/books/details?id=ZtnPEAAQBAJ>
5. Goldberg CB, Adams L, Blumenthal D, et al. To do no harm - and the most good - with AI in health care. *Nat Med*. 2024;30(3):623-627. doi:10.1038/s41591-024-02853-7
6. Du X, Novoa-Laurentiev J, Plasaek JM, et al. Enhancing Early Detection of Cognitive Decline in the Elderly: A Comparative Study Utilizing Large Language Models in Clinical Notes. *medRxiv*. Published online May 6, 2024. doi:10.1101/2024.04.03.24305298
7. Van Veen D, Van Uden C, Blankemeier L, et al. Adapted large language models can outperform medical experts in clinical text summarization. *Nat Med*. 2024;30(4):1134-1142. doi:10.1038/s41591-024-02855-5
8. Skryd A, Lawrence K. ChatGPT as a Tool for Medical Education and Clinical Decision-Making on the Wards: Case Study. *JMIR Form Res*. 2024;8:e51346. doi:10.2196/51346
9. Nori H, King N, McKinney SM, Carignan D, Horvitz E. Capabilities of GPT-4 on Medical Challenge Problems. Published online March 20, 2023. Accessed July 20, 2024. <http://arxiv.org/abs/2303.13375>
10. Karabacak M, Margetis K. Embracing Large Language Models for Medical Applications: Opportunities and Challenges. *Cureus*. 2023;15(5):e39305. doi:10.7759/cureus.39305
11. Bedi S, Liu Y, Orr Ewing L. A Systematic Review of Testing and Evaluation of Healthcare Applications of Large Language Models (LLMs). *MedRxiv*. Published online May 7, 2024. doi:10.1101/2024.04.15.24305869
12. Pagano S, Holzapfel S, Kappenschneider T, et al. Arthrosis diagnosis and treatment recommendations in clinical practice: an exploratory investigation with the generative AI model GPT-4. *J Orthop Traumatol*. 2023;24(1):61. doi:10.1186/s10195-023-00740-4
13. Zhou Z. Evaluation of ChatGPT's Capabilities in Medical Report Generation. *Cureus*. 2023;15(4):e37589. doi:10.7759/cureus.37589
14. Wang Z, Zhang Z, Traverso A, Dekker A, Qian L, Sun P. Assessing the role of GPT-4 in thyroid ultrasound diagnosis and treatment recommendations: enhancing interpretability with a chain of thought approach. *Quant Imaging Med Surg*. 2024;14(2):1602-1615. doi:10.21037/qims-23-1180

15. Barash Y, Klang E, Konen E, Sorin V. ChatGPT-4 Assistance in Optimizing Emergency Department Radiology Referrals and Imaging Selection. *J Am Coll Radiol*. 2023;20(10):998-1003. doi:10.1016/j.jacr.2023.06.009
16. Chung EM, Zhang SC, Nguyen AT, Atkins KM, Sandler HM, Kamrava M. Feasibility and acceptability of ChatGPT generated radiology report summaries for cancer patients. *Digit Health*. 2023;9:20552076231221620. doi:10.1177/20552076231221620
17. Fraser H, Crossland D, Bacher I, Ranney M, Madsen T, Hilliard R. Comparison of Diagnostic and Triage Accuracy of Ada Health and WebMD Symptom Checkers, ChatGPT, and Physicians for Patients in an Emergency Department: Clinical Data Analysis Study. *JMIR Mhealth Uhealth*. 2023;11:e49995. doi:10.2196/49995
18. Wang S, Xu T, Li H, Zhang C. Large Language Models for Education: A Survey and Outlook. *ArXiv*. Published online March 26, 2024. <https://arxiv.org/html/2403.18105v1>
19. Meet Khanmigo: Khan Academy's AI-powered teaching assistant & tutor. Accessed July 21, 2024. <https://blog.khanacademy.org/teacher-khanmigo/>
20. Zheng Y, Hongyi Y, Chuanqi T, Wei W, Songfang H. How well do Large Language Models perform in Arithmetic tasks? *ArXiv*. Published online March 16, 2023. <https://arxiv.org/abs/2304.02015>
21. Cui J, Li Z, Yan Y, Chen B, Yuan L. Chatlaw: Open-source legal large language model with integrated external knowledge bases. *ArXiv*. Published online June 28, 2023. <https://arxiv.org/abs/2306.16092>
22. Fan W, Zhao ZZ, Li JL, et al. Recommender systems in the era of large language models (llms). *ArXiv*. Published online July 5, 2023. <https://arxiv.org/abs/2307.02046>
23. Shridhar K, Macina J, El-Assady M, Sinha T, Kapur M, Sachan M. Automatic Generation of Socratic Questions for Learning to Solve Math Word Problems. *ArXiv*. Published online November 23, 2022. <https://arxiv.org/abs/2211.12835>
24. Laverghetta A Jr, Licato J. Generating Better Items for Cognitive Assessments Using Large Language Models. In: Kochmar E, Burstein J, Horbach A, et al., eds. *Proceedings of the 18th Workshop on Innovative Use of NLP for Building Educational Applications (BEA 2023)*. Association for Computational Linguistics; 2023:414-428. doi:10.18653/v1/2023.bea-1.34
25. Tran A, Angelikas K, Rama E, Okechukwu C, Smith DH, MacNeil S. Generating Multiple Choice Questions for Computing Courses Using Large Language Models. In: *2023 IEEE Frontiers in Education Conference (FIE)*. IEEE; 2023:1-8. doi:10.1109/FIE58773.2023.10342898
26. Artsi Y, Sorin V, Konen E, Glicksberg BS, Nadkarni G, Klang E. Large language models for generating medical examinations: systematic review. *BMC Med Educ*. 2024;24(1):354. doi:10.1186/s12909-024-05239-y
27. Cheung BHH, Lau GKK, Wong GTC, et al. ChatGPT versus human in generating medical graduate exam multiple choice questions-A multinational prospective study (Hong Kong S.A.R., Singapore, Ireland, and the United Kingdom). *PLoS One*. 2023;18(8):e0290691. doi:10.1371/journal.pone.0290691

28. Ayub I, Hamann D, Hamann CR, Davis MJ. Exploring the Potential and Limitations of Chat Generative Pre-trained Transformer (ChatGPT) in Generating Board-Style Dermatology Questions: A Qualitative Analysis. *Cureus*. 2023;15(8):e43717. doi:10.7759/cureus.43717
29. Sevgi UT, Erol G, Doğruel Y, Sönmez OF, Tubbs RS, Güngör A. The role of an open artificial intelligence platform in modern neurosurgical education: a preliminary study. *Neurosurg Rev*. 2023;46(1):86. doi:10.1007/s10143-023-01998-2
30. Han Z, Battaglia F, Udaiyar A, Fooks A, Terlecky SR. An explorative assessment of ChatGPT as an aid in medical education: Use it with caution. *Med Teach*. 2024;46(5):657-664. doi:10.1080/0142159X.2023.2271159
31. Biswas S. Passing is Great: Can ChatGPT Conduct USMLE Exams? *Ann Biomed Eng*. 2023;51(9):1885-1886. doi:10.1007/s10439-023-03224-y
32. Step 2 CK sample test questions. Accessed July 29, 2024. <https://www.usmle.org/prepare-your-exam/step-2-ck-materials/step-2-ck-sample-test-questions>
33. Jain SM. Hugging Face. In: Jain SM, ed. *Introduction to Transformers for NLP: With the Hugging Face Library and Models to Solve Problems*. Apress; 2022:51-67. doi:10.1007/978-1-4842-8844-3_4
34. Open LLM Leaderboard 2 - a Hugging Face Space by open-llm-leaderboard. Accessed July 25, 2024. https://huggingface.co/spaces/open-llm-leaderboard/open_llm_leaderboard
35. Step 2 CK content outline & specifications. Accessed July 29, 2024. <https://www.usmle.org/prepare-your-exam/step-2-ck-materials/step-2-ck-content-outline-specifications>
36. Bulletin of information. Accessed July 27, 2024. <https://www.usmle.org/bulletin-information/scoring-and-score-reporting>
37. How much does it cost to attend medical school? Here's a breakdown. Students & Residents. Accessed July 25, 2024. <https://students-residents.aamc.org/premed-navigator/how-much-does-it-cost-attend-medical-school-here-s-breakdown>