

The Epidemiological and Economic Burden of Diabetes in Ghana: A Scoping Review to Inform Health Technology Assessment

Mohamed Gad^{1Ω}, Joseph Kazibwe^{1Ω}, Emmanuella Abassah-Konadu², Ivy Amankwah², Richmond Owusu³, Godwin Gulbi³, Sergio Torres-Rueda¹, Brian Asare², Anna Vassall¹, Francis Ruiz¹

Affiliations

1. Department of Global Health and Development, London School of Hygiene and Tropical Medicine (LSHTM), London, United Kingdom
2. Pharmacy Directorate, Ministry of Health, Accra, Ghana
3. School of Public Health, University of Ghana, Accra, Ghana

Ω- Joint first authors

Corresponding author:

Joseph Kazibwe
Global Health and Development
London School of Hygiene and Tropical Medicine
Joseph.kazibwe@lshtm.ac.uk

Keywords: Diabetes, Burden, Comorbidities, Ghana, Health Technology Assessment

NOTE: This preprint reports new research that has not been certified by peer review and should not be used to guide clinical practice.

49
50
51

Abstract

Introduction

52
53 Diabetes remains one of the four major causes of morbidity and mortality globally
54 among non-communicable diseases (NCDs). It is predicted to increase in sub-Saharan
55 Africa by over 50% by 2045. The aim of this study is to identify, map and estimate the
56 burden of diabetes in Ghana, which is essential for optimising NCD country policy and
57 understanding existing knowledge gaps to guide future research in this area.

58

Methods

59
60 We followed the Arksey and O'Malley framework for scoping reviews. We searched
61 electronic databases including Medline, Embase, Web of Science, Scopus, Cochrane
62 and African Index Medicus following a systematic search strategy. The Preferred
63 Reporting Items for Systematic Reviews and Meta-Analyses Extension for Scoping
64 Reviews was followed when reporting the results.

65

Results

66
67 A total of 36 studies were found to fulfil the inclusion criteria. The reported prevalence
68 of diabetes at national level in Ghana ranged between 2.80% – 3.95%. At the regional
69 level, the Western region reported the highest prevalence of diabetes: 39.80%,
70 followed by Ashanti region (25.20%) and Central region at 24.60%. The prevalence of
71 diabetes was generally higher in women in comparison to men. Urban areas were
72 found to have a higher prevalence of diabetes than rural areas. The mean annual
73 financial cost of managing one diabetic case at the outpatient clinic was estimated at

74 GHS 540.35 (2021 US \$194.09). There was a paucity of evidence on the overall
75 economic burden and the regional prevalence burden.

76

77 ***Conclusion***

78 Ghana is faced with a considerable burden of diabetes which varies by region and
79 setting (urban/rural). There is an urgent need for effective and efficient interventions
80 to prevent the anticipated elevation in burden of disease through the utilisation of
81 existing evidence and proven priority-setting tools like Health Technology Assessment
82 (HTA).

83

84

85

86

87 Introduction

88 Diabetes is one of the top four non-communicable diseases (NCDs) in terms of
89 mortality globally¹. Approximately 537 million people between the ages of 20-79 years
90 are living with diabetes globally of which over 75% live in low- and middle-income
91 countries (LMICs). Of those living with diabetes nearly half are unaware of their
92 diagnosis². Diabetes exerts tremendous pressure on the resources available for
93 health; treatment and management of diabetes account for over 10% of the total health
94 expenditure among adults globally³. The prevalence of diabetes is expected to
95 increase globally to 783 million by 2045².

96

97

98 As of 2021, there were approximately 24 million people with diabetes in sub-Saharan
99 Africa (SSA) and the number is projected to increase by 134% by 2045. ³. The
100 prevalence of diabetes in the region stands at approximately 4.5% among those aged
101 between 20-79 years. In 2021 alone, over 306,000 people under 60-years of age died
102 due to diabetes in SSA³. It is estimated that each person with diabetes incurs
103 approximately USD 547 per year on healthcare (both patient and health system direct
104 costs) in SSA as of 2021.

105

106 Most cases of diabetes can be classified into two types: Type 1 diabetes (T1D) is most
107 common in children and results from the destruction of insulin-producing beta cells,
108 mostly by autoimmune mechanisms⁴. Type 2 diabetes (T2D) is a metabolic disorder
109 characterised by insulin resistance and relative insulin deficiency and, although it can
110 occur at any age, it is most common among adults⁵. T2D is linked to physical inactivity

111 and an unhealthy diet, and accounts for approximately 90% of all diabetes cases
112 globally⁶.

113

114 While regional estimates are available to support policy making, there is a need to
115 understand the country-specific disease burdens (national and sub-national) to inform
116 target policy at a local level that yields effective and economically efficient impact.

117 Unfortunately, existing estimates of country-specific diabetes burden are sparse in low
118 and lower middle-income settings, especially in SSA. This makes it difficult to identify
119 and implement appropriate targeted interventions that are feasible and affordable by
120 a given country considering the existing financial constraints of the health budgets.

121 Countries in SSA are starting to adopt health technology assessment (HTA) as a
122 decision-making aid to identify and implement appropriate interventions while
123 maximizing value for money. Figure 1 illustrates the main steps involved in HTA
124 processes as adapted from Siegfried et al.⁷

125

126

127

128 ***Figure 1: The HTA process***

129

130 HTA can be defined as a multidisciplinary process that uses explicit methods, often
131 involving cost-effectiveness analysis, to determine the value of a health technology at
132 different points in its lifecycle⁸. The HTA process typically starts with identifying
133 relevant alternatives linked to a policy need (defining the decision space). This is then
134 followed by the gathering and synthesis of various sources of evidence to arrive at an
135 understanding of the relative value for money of the alternatives (the analysis or
136 assessment step). There is then an appraisal of that evidence involving some form of

137 deliberative process against decision criteria, leading to the development of
138 recommendations and the subsequent implementation of preferred options.
139 Information gathered from implementation can be used to inform a future HTA. An
140 important input into the conduct of HTA includes having credible estimates of disease
141 burden, which will be important in informing key parameters in any cost-effectiveness
142 model⁹.

143
144 Ghana has adopted the use of HTA to inform decision making within the health
145 sector¹⁰. This commitment to evidence-informed priority setting has included the
146 development and implementation of an HTA process guide, officially launched in
147 December 2022¹¹. The Ghana Ministry of Health has indicated an interest in using
148 HTA to inform decision making in diabetes management and prevention. Such an
149 approach requires up-to date information about the current epidemiological and
150 economic burden of diabetes in the country, which is currently unavailable¹².

151
152 To address this need, our study aims to undertake a scoping review of the peer-
153 reviewed literature to identify, map and estimate the burden of diabetes in Ghana, in
154 terms of epidemiological distribution, health outcomes and economic consequences.
155 It is anticipated this work will support optimising current NCD country policy, especially
156 in relation to priority setting, as well inform the parameterisation of model-based
157 analyses and highlight existing knowledge gaps to guide future research in this area.

158

159

160

161 **Methods**

162 **Study design**

163 We followed the Arksey and O'Malley framework for scoping reviews¹³. The
164 framework consists of five stages which were followed: (i) identifying the research
165 question; (ii) identifying relevant studies; (iii) selecting appropriate studies; (iv) charting
166 and collating the data, and (v) summarising and reporting the results. The detailed
167 search protocol is available in Appendix 1. A study protocol is available although not
168 registered. The Preferred Reporting Items for Systematic Reviews and Meta-Analyses
169 Extension for Scoping Reviews (PRISMA-ScR) was followed when reporting the
170 results¹⁴. We examined the following aspects of burden: (1) epidemiological
171 distribution (incidence, prevalence, demographic distribution), (2) impact on health
172 outcomes (comorbidity or complications, health effects in disability adjusted life years
173 (DALYs), quality adjusted life years (QALYs), mortality among others), and (3)
174 economic consequences (cost of care, loss of productivity, or out of pocket
175 expenditure).

176

177 **Eligibility criteria and study selection**

178 A study was considered eligible for inclusion if it was published in a peer-reviewed
179 journal and reported burden of disease in Ghana reflecting at least one of the three
180 dimensions highlighted above. To ensure relevance, we only included studies
181 published after 2009. All study designs were considered for inclusion without
182 restrictions. There were also no restrictions on population, age or sex. Literature
183 reporting only the qualitative experience of diabetic patients, and those assessing the
184 relationship between socioeconomic status (SES), gender, and diabetes as a health

185 outcome were excluded. Studies published in languages other than English were also
186 excluded.

187

188

189 **Information Sources**

190 We searched the following electronic databases: Medline, Embase, Web of Science,
191 Scopus, Cochrane and African Index Medicus. The databases were searched on 4th
192 April 2021 following a systematic search strategy and a second search was done on
193 11th April 2023 to find all new articles that were published since the previous search.

194

195 **Search strategy**

196 We used two broad key terms ('Ghana' and 'diabetes') as well as similar derivatives,
197 to identify the literature on the burden of disease. Search strings were tailored to the
198 different databases (appendix 1).

199

200 **Selection process**

201 The retrieved articles from the search were listed and uploaded to Covidence
202 software¹⁵ which was used to identify and remove duplicates, carry out the screening
203 process and full-text review. A standard process of screening articles by title and
204 abstract, followed by full-text reading was followed to assess eligibility to be included
205 in this study. These steps were conducted by two independent researchers (MG &
206 JK). Any discrepancies in the assessment decision were discussed and resolved by
207 reaching a consensus between the two researchers.

208

209 **Data charting**

210 A data extraction sheet was used to extract relevant information from included studies
211 to allow us to map and highlight the main results and categorize findings in relation to
212 the research question. Information extracted included: author name, publication year,
213 form of diabetes burden being reported (such as prevalence, incidence, economic,
214 etc), study design, target population, geographical region, setting (urban or rural), and
215 main findings.

216

217 Our charting approach allowed us to interpret data from included studies according to
218 the forms of diabetes burden which we henceforth refer to as themes. The extracted
219 data was grouped under three themes (epidemiological, health outcomes, economic).
220 We used simple visualisation and basic descriptive analytical techniques to summarise
221 and report the scoping review findings.

222

223 **Synthesis of results**

224 We organised extracted data quantitatively following the themes. We produced tables
225 and charts in relation to the following: the distribution of studies geographically and
226 per type of burden, target groups; the research methods adopted, and health outcome
227 measures used.

228

229

230

231

232

233

234

235 **Results**

236 The electronic database search yielded 1103 records after deduplication. Figure 2
237 below shows the PRISMA flowchart.

238

239 *Figure 2: PRISMA flow chart*

240

241

242

243 **Study characteristics**

244 A total of 36 studies fulfilled the inclusion criteria. Table 1 shows the characteristics of
245 the included studies. All studies were observational studies with a majority having a
246 cross-sectional design (n=30); there were four longitudinal studies¹⁶⁻¹⁹ and two case
247 control studies^{20,21}. The longitudinal studies were based on either panel data or cohort
248 study data.

249

250 All studies included adults (persons aged 18 and above) as their target population.
251 Three studies focused on people above the age of 50 years²²⁻²⁴. Forms of burden
252 reported in the studies were prevalence (n=16), complications and comorbidity (n=17),
253 incidence (n=2)^{18,19}, economic (n=1)²⁵ and mortality (n=1)¹⁷. All studies either reported
254 on T2D or diabetes in general (without specifying the type).

255

256 Notably, most of the extracted studies were carried out in Ashanti region (n=14),
257 followed by Volta (n=4)²⁶⁻²⁹, Greater Accra (n=3)³⁰⁻³², Central (n=1)³³, Northern
258 (n=1)³⁴ and Brong Ahafo (n=1)³⁵. Four studies were carried out in more than one
259 region while five studies took a whole country perspective^{22-24,36,37}. No study was
260 carried out that specifically focused on the following regions: Upper East, Upper West,
261 Western, and Eastern.

262

263

264 **Table 1: Table of study characteristics**

Author	Public ation year	Study design	Target population	Form of the Burden	Specific burden	Region
Gatimu et al. ²²	2016	Cross-sectional	Adults 50 years and above	Prevalence	Prevalence of diabetes and risk factors	National
Bawah et al. ²⁶	2019	Cross-sectional	Adults 30 years and above	Prevalence	Prevalence of T2D and pre-diabetes	Volta region
Kojo Anderson ³⁸	2017	Cross-sectional	Adults 18 years and above	Prevalence	Prevalence of T2D	Western Region, Central Region
Vuvor et al. ³⁰	2011	Cross-sectional	Adults 36 years and above	Prevalence	Prevalence of diabetes and risk factors	Greater Accra
Chilunga et al. ³⁹	2019	Cross sectional	Adults 25 -70 years with BMI<25kg/m2	Prevalence	Prevalence of T2D	Ashanti region
Gato et al. ³³	2017	Cross-sectional	Adults 18 years and above	Prevalence	Prevalence of diabetes	Central Region
Yorke et al. ²³	2020	Cross-sectional	Adults 50 years and above	Prevalence	Prevalence of diabetes	National
Agyemang et al. ⁴⁰	2016	Cross sectional	Adults 25 -70 years	Prevalence	Prevalence of T2D and Obesity	Ashanti region
Tyrovolas et al. ³⁶	2015	Cross-sectional	Adults 18 years and above	Prevalence	Prevalence of diabetes	National
Annani-Akollor et al. ⁴¹	2019	Cross-sectional	Adults 18 years and above	Complications	Complications of T2D: Macrovascular, microvascular, neuropathy, nephropathy, retinopathy, sexual dysfunction, DKA, hypoglycemia	Ashanti region
Hayfron-Benjamin et al. ³⁷	2019	Cross-sectional	Adults above 25 years with T2D	Complications	Complications of T2D: Macrovascular, microvascular, coronary artery disease, nephropathy, retinopathy, PAD, stroke	National
Nsiah et al. ⁴²	2015	Cross-sectional	Adults 20 - 80 years with T2D	Complications	Prevalence of comorbidities and risk factors (Metabolic Syndrome, hypertension, dyslipidemia)	Ashanti region
Mogre et al. ³⁴	2014	Cross-sectional	Adults 18 years and above with T2D	Comorbidityes	Prevalence of MetS among diabetic patients	Northern region

Agyemang-Yeboah et al ⁴³	2019	Cross-sectional	Patients with diabetes	Comorbidities	Prevalence of MetS among diabetic patients	Ashanti Region
Antwi-Bafour et al ²⁰	2016	case-control	Patients with T2D	Comorbidities	Prevalence of anaemia among diabetics	Not mentioned
Akpalu et al ³¹	2018	Cross-sectional	Adults 30 -65 years with T2D	Comorbidities	Prevalence of depression among T2D patients	Greater Accra
Sarfo et al ¹⁶	2018	Longitudinal (Cohort)	Adults 18 years and above	Comorbidities	Prevalence of stroke among diabetics	Eastern, Ashanti, Northern Regions
Osei-Yeboah et al ²⁷	2017	Cross-sectional	Patients with T2D	Comorbidities	Prevalence of MetS among diabetic patients	Volta region
Opere-Addo et al ⁴⁴	2020	Cross-sectional	Adults 18 years and above	Comorbidities	Prevalence of hypertension among diabetics	Ashanti region
Sarfo-Kantanka et al ¹⁷	2016	Longitudinal (panel)	Patients with T2D admitted to hospital	Mortality	Mortality trend for 31 years	Ashanti region
Lartey & Aikins ⁴⁵	2018	Cross-sectional	Patients with diabetes attending Diabetic clinic	Comorbidities	Prevalence of visual impairment among diabetics	Ashanti region
Nimako et al ³²	2013	Cross-sectional	Patients with T2D attending General Hospital	Prevalence and comorbidities	Prevalence of diabetes and hypertension	Greater Accra Region
Atosona & Larbie ⁴⁶	2019	Cross-sectional	Patients with T2D at the outpatient clinic	Complications	Prevalence of diabetic foot	Greater Accra, Ashanti, and Northern regions
Sarfo-Kantanka et al ¹⁸	2019	Longitudinal (Cohort)	Patients with T2D at the diabetes clinic	Incidence	Incidence rate of diabetes-related LLA	Ashanti region
Sarfo-Kantanka et al ¹⁹	2018	Longitudinal (panel)	Patients with T2D at the diabetes clinic	Incidence	Trend of incidence and predictors of diabetic foot	Ashanti region
Quaye et al ²⁵	2015	Cross-sectional	Patients with diabetes	Economic	Annual costs	Greater Accra, Ashanti, Eastern Regions
Tarekegne et al ²⁴	2018	Cross-sectional	Adults 50 years or above	Prevalence	Prevalence of DM	National
Cook-Huynh et al ⁴⁷	2012	Cross-sectional	Adults 18 years or above	Prevalence	Prevalence of DM	Ashanti region
Sarfo-Kantanka et al ⁴⁸	2014	Cross-sectional	Adults 18 years or above	Prevalence	Prevalence of DM	Ashanti region
Agbogli et al ⁴⁹	2017	Cross-sectional	Adults 18 years or above	Prevalence	Prevalence of DM	Ashanti region
Quaicoe et al ²¹	2017	case-control	Adults aged 18-64+ years	Prevalence	Prevalence of DM	Ashanti region

Odame Anto et al ⁵⁰	2021	Cross-sectional	Adults aged 30 years or above	Complications	Prevalence of MetS among diabetic patients	Ashanti region
Abagre et al ³⁵	2022	Cross-sectional	Adults aged 30-79 years old	Complications	Prevalence of MetS among diabetic patients	Brong-Ahafo region
Abu et al ⁵¹	2022	Cross-sectional	Adults aged 38-85 years old	Complications	Prevalence of dry eye disease among T2D patients	Central region
Tuglo et al ²⁸	2022	Cross-sectional	Adults	Complications	Prevalence of diabetic ulcers	Volta region
Ellahi et al ²⁹	2022	Cross-sectional	Adults 18 years or above	Prevalence	Prevalence of DM	Volta region

265

266

267 **Publication trend**

268 The number of publications by year (figure 3) broadly shows an increasing trend
 269 between 2009 and 2019 and a dip after 2019. Most articles were published in 2019
 270 (n=7) before a decline in 2020.

271 ***Figure 3: Number of studies/publications per year***

272

273 **Forms of the burden of diabetes (themes) in Ghana**

274 Our charting analysis mapped the studies across three main themes: epidemiological,
 275 health outcomes, and economic. The epidemiological theme included prevalence of
 276 diabetes (n=16) and incidence (n=2). The health outcomes theme (n=17) was
 277 comprised of studies reporting on complications (n=6), comorbidities (n=10) and
 278 mortality (n=1). Finally, the economic theme (n=1) included costs of diabetes services.
 279 Some studies reported both the prevalence of diabetes and comorbidities (n=1).

280 Figure 4 demonstrates the percentage of included studies by theme.

281

282 ***Figure 4: Percentage of included studies by form of burden (theme)***

283

284

285 **Frequency of theme by region**

286 The Ashanti and Greater Accra regions were the most frequently targeted regions
287 across all studies, with reported studies covering all the three themes. We found data
288 on both prevalence and outcomes in the Volta and Central regions. The Western
289 region had only prevalence data reported while Brong-Ahafo and Northern regions
290 had studies that reported on health outcomes only. No data was found for the
291 remaining regions. Five studies were conducted using a nationally representative
292 sample. Figure 5 shows the frequency of themes by region from all included studies
293 (including single and multi-region studies).

294

295

296

297

298 ***Figure 5: Frequency of burden of disease themes reported by region***

299

300

301

302

303

304 **1) Epidemiological burden**

305 The reported prevalence of diabetes at national level in Ghana ranged between
306 2.80%^{23,24} – 3.95%²². At sub-national levels, the Western region reported the highest
307 prevalence of diabetes: 39.80% among those 18 years and older³⁸. The second
308 highest prevalence of diabetes (25.20%) was reported in Ashanti region⁴⁸ followed by
309 24.60% in the Central region³⁸.

310

311 In the national studies, the prevalence of diabetes was generally higher in women in
312 comparison to men^{22,24,36}. Regionally, the prevalence of diabetes was also notably

313 higher in females compared to males, with the exception of the Ashanti region^{26,30,48,49}.
 314 Urban areas had a higher prevalence than rural areas^{22–24,39,40}.
 315
 316 Prevalence studies only covered five of the ten administrative regions: Ashanti (n=6),
 317 Volta (n=3), Central (n=2), Greater Accra (n=2), and Western (n=1) regions. There
 318 were four national-level studies. The majority of prevalence studies were focused on
 319 adults aged 18 years old and above (n=7), followed by adults 50 years and above
 320 (n=4). Table 2 shows the summary of studies that reported the prevalence of diabetes
 321 in Ghana.

322
 323 **Table 2: Summary of findings of studies reporting the prevalence of diabetes in Ghana**

Author and Year	Region	Age groups	Sample size	Diagnostic criteria	Prevalence % (95% CI)				
					Overall	Male	Female	Urban	Rural
Tyrovolas et al. 2015 ³⁶	National	Adults 50 years or above	52,946	Self-reported	3.9 (2.4 - 6.2)	NR	NR	NR	NR
Gatimu et al. 2016 ²²	National	Adults 50 years or above	4,089	Self-reported	4.0 (3.4 - 4.6)	1.7 (1.3–2.3)	2.2 (1.7 - 2.8)	6.2 (4.8 - 8.0)	2.3 (1.7-3.3)
Tarekegne et al. 2018	National	Adults 50 years or above	4,289	Self-reported	2.8	2.5	3.3	4.7	1.5
Yorke et al. 2020 ²³	National	Adults 50 years or above	3,350	Self-reported	2.8 (2.0 - 3.9)	2.8	2.8	4.4	1.3
Cook-Huynh et al. 2012 ⁴⁷	Ashanti	Adults 18 years or above	326	WHO diagnostic criteria	NR	NR	NR	NR	7.7 (5.0-11.0)
Sarfo-Kantanka et al. 2014 ⁴⁸	Ashanti	Adults 18 years or above	1,292	WHO diagnostic criteria (fasting blood glucose only)	25.2	25.7	24.4	NR	NR
Agyemang et al. 2016 ⁴⁰	Ashanti	Adults aged 25-70 years old	820	WHO diagnostic criteria	NR	NR	NR	8.3	5.7
Agbogli et al 2017 ⁴⁹	Ashanti	Adults 18 years or above	113	WHO diagnostic criteria (fasting blood glucose only)	3.5	5.9	2.5	NR	NR
Chillunga et al. 2019 ³⁹	Ashanti	Adults aged 25-70 years old	1,436	WHO diagnostic criteria	5.7	NR	NR	8.8	3.6
Opere-Addo et al. 2020 ⁴⁴	Ashanti	Adults 18 years or above	684	Self-reported	5.4	NR	NR	NR	NR
Vuvor et al. 2011 ³⁰	Greater Accra	Adults aged 36-95 years old	597	Urinary dipsticks and FBG determinations (level not mentioned)	3.9	3.5	4.2	NR	NR
Bawah et al. 2019 ²⁶	Greater Accra	NA	130	HBA1C ≥ 6.5%	5.4	NR	NR	NR	NR

Quaicoe et al. 2017 ²¹	Volta	Adults aged 18-64+ years	226	American Diabetes Association Criteria 2010	8.6	NR	NR	NR	NR
Bawah et al. 2019 ²⁶	Volta	Adults 30 years or above	202	American Diabetes Association criteria 2010	6.9	6.5	7.1	NR	NR
Ellahi et al. 2022 ²⁹	Volta	Adults 18 and above	850	WHO diagnostic criteria	4.4	NR	NR	NR	NR
Gato et al. 2017 ³³	Central	Adults 18-80 years	482	Self-reported	8.3	NR	NR	NR	NR
Anderson et al. 2017 ³⁸	Central and Western	Adults 18 years or above	976	Fasting Blood Glucose \geq 126mg/dl (7 mmol/L)	24.6 to 39.8	NR	NR	NR	NR

324 NR- Not reported

325

326

327

328

2) Common complications and comorbidity

329 Seven complications and/or comorbidities were identified in this review (figure 6).

330 Studies on complications and comorbidities were only found for six of the ten

331 administrative regions: Ashanti (n=9), Northern (n=2), Greater Accra (n=2), Volta

332 (n=2), Brong-Ahafo (n=1) and Central (n=1). In addition, a multi-region (sub-national)

333 study combining populations from Greater Accra, Ashanti, and Northern regions (n=1)

334 was identified along with a study that did not specify location (n=1). No study was

335 conducted at the national level for complications and comorbidities of diabetes.

336

337 The most common complication types reported in the included studies were metabolic

338 syndrome (n=6), followed by macrovascular and/or microvascular complications (n=4)

339 and diabetic foot and/or lower extremity amputation (n=4), hypertension (n=3),

340 anaemia (n=1), depression (n=1) and dry eye disease (n=1). Figure 6 shows the

341 number of studies per region by complication type.

342

343 ***Figure 6: Number of studies per region by complication type***

344

345 The prevalence of micro and macrovascular complications among people with
346 diabetes varied: coronary artery disease (CAD) ranged between 18.4%³⁷ and 31.8%⁴¹,
347 peripheral arterial disease (PAD) between 11.2%³⁷ and 19%¹⁷, neuropathy between
348 18.3%¹⁷ and 20.8%⁴¹, nephropathy between 12.5%⁴¹ and 44.70%¹⁷, and retinopathy
349 between 6.5%⁴¹ and 13.7%⁴⁵.

350

351 Six studies assessed the prevalence of metabolic syndrome in diabetic patients in
352 Ghana in the regions of Ashanti, Northern, Volta and Brong-Ahafo. The highest
353 prevalence rate of metabolic syndrome was reported in the Ashanti region, with
354 prevalence ranging between 42%⁵⁰ and 90%⁴³. This was followed by Brong-Ahafo with
355 68.6%³⁵, the Volta region with 43.8%²⁷, and Northern region with 24%³⁴. The
356 prevalence of hypertension among diabetic patients was assessed in three studies
357 that included populations of Ashanti, Northern, and Greater Accra regions. The highest
358 prevalence of hypertension as a complication/ comorbidity of diabetes was reported in
359 the Greater Accra region (36.60%). This was followed by the Northern region (21%),
360 and the Ashanti region (1.61%).

361

362 Diabetic foot disorders and lower extremity amputation were assessed in four studies.

363 Two longitudinal studies were conducted in Komfo Anokye Teaching Hospital in the
364 Ashanti region reporting a mean incidence of foot disorders and average incidence
365 rate of diabetes related amputations of 8.39% (5.27% males and 3.12% females)¹⁹ and
366 2.4 (95% CI:1.84–5.61) per 1000 follow-up years¹⁸ respectively among diabetes
367 patients. The third study was a cross-sectional study that randomly selected patients

368 from the outpatient diabetes clinics of three tertiary hospitals from Greater Accra,
 369 Ashanti, and Northern regions and reported a prevalence of 11% for diabetic foot
 370 ulcers and 3% for lower extremity amputations. The fourth study was also cross
 371 sectional in Volta region focusing on diabetic foot ulcers²⁸.

372

373 One study assessed the prevalence of depression among diabetic patients at the
 374 National Diabetes Management and Research Centre, Korle Bu Teaching Hospital in
 375 Greater Accra region³¹. The study reported that 31% of diabetic patients suffered from
 376 depression in 2018. Finally, a case-control study reported that 84.8 % of patients with
 377 diabetes had haemoglobin concentrations that were significantly lower than the
 378 general population. Table 3 provides a summary of findings stratified by complication
 379 type and geographic region in Ghana.

380

381

382 *Table 3: Summary of studies that reported on the prevalence of complications/comorbidities for*
 383 *diabetics in Ghana*

Metabolic syndrome						
Region	Author and date	Target population	Context	Sample size	Diagnostic criteria	Main results
Ashanti	Nsiah et al. 2015 ⁴²	Adults aged 20-86 years old	T2D patients attending the Diabetic Centre of the Komfo Anokye Teaching Hospital in Kumasi, Ashanti region	150	NCEP/ATP III	The overall percentage prevalence of MetS was 58%. Males had a lower percentage prevalence of 22.99%, compared to a higher percentage prevalence of 77.01% for females.
Ashanti	Agyemang-Yeboah et al. 2019 ⁴³	NA	Diabetic patients attending the Diabetic Clinic of the Komfo Anokye Teaching Hospital (KATH) Kumasi, Ashanti Region	405	NCEP/ATP III	The prevalence of metabolic syndrome observed among the study population was 90.6%. However, the MS condition among female participants (94.1%) was significantly higher than that of their male counterparts (76.5%) with $p < 0.0001$.

Ashanti	Odame Anto et al 2021 ⁵⁰	Adults 30 years or above	Diabetic patients attending the Diabetic Clinic of the Komfo Anokye Teaching Hospital (KATH) Kumasi, Ashanti Region	241	NCEP/ATP III	The prevalence of metabolic syndrome observed among the study population was 42.7%. Among females, 52.8% (75/142) had MetS
Northern	Mogres et al. 2014 ³⁴	NA	Patients diagnosed with T2D receiving care from an outpatient clinic of the Tamale Teaching Hospital	200	IDF Consensus	The prevalence of MetS was 24.0% (n=48). The prevalence was higher in women (27.3%, n= 42) compared to men (13.0%, n=6). The commonest occurring components of the MetS included abdominal obesity (77.0%) and elevated FPG (77.0%) denoting uncontrolled diabetes. The prevalence of elevated BP was found to be 44.0%(n=88) and was higher in men (56.5%) than in women (40.3%).
Volta	Osei-Yeboah et al. 2017 ²⁷	Adults aged 25-86 years old	Diabetic patients attending diabetic management clinic at the Ho Municipal Hospital in the Volta Region	162	NCEP-ATP III, the WHO, and the IDF criteria	The overall prevalence of metabolic syndrome among the study population was 43.83%, 63.58%, and 69.14% using the NCEP-ATP III, the WHO, and the IDF criteria, respectively. The most predominant component among the study population was high blood pressure using the NCEP-ATP III (108 (66.67%)) and WHO (102 (62.96)) criteria and abdominal obesity (112 (69.14%)) for IDF criteria. High blood pressure was the most prevalent component among the males while abdominal obesity was the principal component among the females.
Brong-Ahafo	Abagre et al ³⁵	Adults aged 30-79 years old	Diabetic patients enrolled at selected diabetes clinics (Dormaa Presbyterian and Berekum Holy Family Hospitals)	430	NCEP-ATP III, the WHO criteria	The prevalence of MS was 68.6% (95% CI: 64.0–72.8), higher among women (76.3%, 95% CI: 70.6–81.2) than men (58.0%, 95% CI: 35.0–49.4) and in the 50–59-year age group (32.1%)
Diabetic foot and or lower extremity amputations						
Region	Author and date	Target population	Context	Sample size	Diagnostic criteria	Main results

Ashanti	Sarfo-Kantanka et al. 2018 ¹⁹	NA	Patients enrolled with the diabetes clinic of Komfo Anokye Teaching Hospital, a tertiary hospital in Kumasi.	7,383	Diabetic foot disorders include foot ulcers, PADs, and gangrene	The mean incidence of foot disorders was 8.39% (5.27% males and 3.12% females). An increase in the incidence of diabetic foot ranging from 3.25% in 2005 to 12.57% in 2016, $p < 0.001$, was determined.
Ashanti	Sarfo-Kantanka et al. 2019 ¹⁸	NA	Patients enrolled with the diabetes clinic of Komfo Anokye Teaching Hospital, a tertiary hospital in Kumasi.	3,143	The global lower extremity amputation study	The average incidence rate of diabetes-related amputation was 2.4 (95% CI:1.84–5.61) per 1000 follow-up years: increasing from 0.6% (95% CI:0.21–2.21) per 1000 follow-up years in 2010 to 10.9% (95% CI:6.22–12.44) per 1000 follow-up years in 2015.
Greater Accra, Ashanti, and Northern	Atosona et al. 2019 ⁴⁶	NA	Randomly selected patients from the outpatient diabetes clinics of three tertiary hospitals namely: Korle Bu Teaching Hospital, Komfo Anokye Teaching Hospital, and Tamale Teaching Hospital	100	International Consensus on Diabetic Foot	Among the patients, 11% had diabetic foot ulcers whilst 3% had lower extremity amputations.
Volta	Tuglo et al. ²⁸	NA	Diabetic patients attending selected diabetic clinics (Ho Teaching Hospital, Ho Municipal Hospital, Hohoe Municipal Hospital, and Margret Marquart Catholic Hospital)	473	Not mentioned	Foot ulcers were observed in 41 (8.7%) diabetic patients
Hypertension						
Region	Author and date	Target population	Context	Sample size	Diagnostic criteria	Main results
Ashanti	Opere-Addo et al. 2020 ⁴⁴	Adults 18 years or above	Rural districts in the Ashanti region of Ghana (Amansie West and Offinso North, Asante Akim South and Ahafo Ano South)	684	NA	The prevalence of hypertension was 111 (16.23%). Diabetes was prevalent in 37 (5.41%) of the study participants; thus, the prevalence of hypertension and diabetes was 137 (20.02%). The prevalence of diabetes and hypertension as a comorbidity was 11 (1.61%).

Greater Accra	Nimako et al. 2018 ³²	Adults 18 years or above	Patients attending Tema General Hospital (TGH) in the Greater Accra Region	1,527	NA	The prevalence of multimorbidity was 38.8%, and around half (48.6%) of the patients with multimorbidity were aged between 18–59 years old. The most common combination of conditions was hypertension and diabetes mellitus (36.6%), hypertension and musculoskeletal conditions (19.9%), and hypertension and other cardiovascular conditions (11.4%).
Northern	Mogre et al. 2014 ³⁴	NA	Previously diagnosed diabetes mellitus patients attending a diabetic clinic at the Tamale Teaching Hospital	100		In general, 7.0% of the participants were underweight and 32.0% were overweight or obese. 21% of the studied participants were hypertensive. Prevalence of hyperglycaemia was higher among patients aged ≤40 years (88.9% vs. 75.8%)
Micro and Macro vascular complications of DM						
Region	Author and date	Target population	Context	Sample size	Diagnostic criteria	Main results
Ashanti	Sarfo-Kantanka et al. 2016 ¹⁷	NA	Diabetes admissions at Komfo Anokye Teaching Hospital (KATH) in Kumasi	11,414	NA	Two thousand three hundred and ninety-two (21.0%) diabetic admissions were due to end-organ complications. Of these, 503 (18.7%) had peripheral vascular diseases, 377(14.0%) had coronary artery diseases, peripheral neuropathic ulcers (26.4%), 529 nephropathies (18.3%), 282 (10.5%) cerebrovascular diseases. Again 1207(44.8%) had nephropathy and 325(12.0) had peripheral neuropathic ulcers.
Ashanti	Lartey et al. 2018 ⁴⁵	Adults 18 years or above	Diabetic Center and the Eye Department of a tertiary teaching hospital in the Ashanti region of Ghana	208	NA	Non-insulin-dependent diabetics constituted 97.1% whilst 2.9% were insulin-dependent diabetics. The prevalence of the outcome measures was: Cataract (23.7%) mild and moderate retinopathy (13.7%) severe proliferative retinopathy (1.8%) maculopathy (6.8%). The prevalence of low vision and blindness was 18.4%. Amongst diabetics, 59.1% had no previous eye evaluation. Impaired vision due to cataracts was 24.0 %

						representing a 40% decline in a decade.
Ashanti	Annani-Akollor et al. 2019 ⁴¹	Adults 18 years or above	Ghanian T2DM adults at Kmofo Anokye Teaching hospital (KATH)	1,600	NA	The prevalence of macrovascular and microvascular complications of T2DM was 31.8% and 35.3% respectively. The prevalence of neuropathy, nephropathy, retinopathy, sexual dysfunction, diabetic ketoacidosis (DKA), and hypoglycemia were 20.8%, 12.5%, 6.5%, 3.8%, 2.0%, and 0.8% respectively. The prevalence of single, double, and multiple complications are 59%, 16.3%, and 1.5%
Ashanti	Hayfron - Benjamin et al. 2019 ³⁷	Adults aged 25-70 years old	Ghanaian adult T2DM population (206 in Ghana) aged >25 years	650	Nephropathy based on report from Joint Committee on Diabetic Nephropathy; PAD based on AHA 2012; coronary artery disease (CAD) was assessed using the WHO Rose angina questionnaire; Retinopathy, possible myocardial infarction, angina, and stroke were based on questionnaire	Microvascular and macrovascular complications rates were higher in non-migrant Ghanaians than in migrant Ghanaians (nephropathy 32.0% vs. 19.8%; PAD 11.2% vs. 3.4%; CAD 18.4% vs. 8.3%; and stroke 14.5% vs. 5.6%), except for self-reported retinopathy (11.0% vs. 21.6%)
Other (Depression and Anaemia)						
Region	Author and date	Target population	Context	Sample size	Diagnostic criteria	Main results

Greater Accra	Akpalu et al. 2018 ³¹	Adults aged 30-65 years old	Patients recruited at the National Diabetes Management and Research Centre, Korle Bu Teaching Hospital, Accra, Ghana	400	Patient Health Questionnaire-9 (PHQ-9)	The prevalence of depression was 31.3% among T2DM patients. Female gender, being unmarried, frequent intake of alcohol, previous smoking status and insulin use were associated with increased odds of depression, whereas being educated above basic school level was associated with decreased odds of depression.
NA	Antwi-Bafour et al. 2016 ²⁰	NA	50 control and 50 diabetic cases	100	NA	Of the patients with diabetes, 84.8 % had a haemoglobin concentration (incidence) that was significantly less (males 11.16±1.83 and females 10.41±1.49) than the controls (males 14.25±1.78 and females 12.53±1.14).
Dry eye disease (DED)						
Region	Author and date	Target population	Context	Sample size	Diagnostic criteria	Main results
Central	Abu et al 2022 ⁵¹	Adults aged 38-85 years old	Diabetic patients attending Cape Coast Teaching Hospital	311	Diabetes was based on the American Diabetes association. DED Clinical assessment included meibum expressibility and quality, Schirmer test 1, tear breakup time (TBUT), ocular surface staining, and blink rates.	Prevalence of DED was 72.3%

384
385
386

387 **3) Economic burden**

388 Only one study reported on the economic burden of diabetes, assessing the financial
389 cost of diabetes management (from a provider perspective) in cocoa clinics in
390 Greater Accra, Ashanti, and Eastern regions²⁵. Bottom-up micro costing was used to
391 estimate the costs. The mean annual financial cost of managing one diabetic case at
392 the outpatient clinics was estimated at GHS 540.3 (2021 US \$194.09). The costs
393 were broken down between service costs (22%) and direct medical costs (78%).
394 Drug costs accounted for 71% of the direct medical costs. The cost of hospitalization
395 per patient-day at clinics was estimated at GHS 32.78 (2021 US\$ 11.78). The total
396 annual financial cost of diabetes management accounted for 8% of the total annual
397 expenditure of the clinics.

398

399 **Discussion**

400

401 This scoping review reveals that there is paucity of literature on the burden of diabetes
402 in Ghana. We divided the burden into three forms (themes): epidemiological burden
403 (prevalence and incidence of diabetes); health outcomes (mortality, diabetes
404 complications and comorbidity); and economic burden (cost of illness to the patients
405 and health system). Most of the existing Ghana centred literature focuses on the
406 prevalence of diabetes, including its complications and comorbidities. There is sparse
407 data on the economic burden of the disease in Ghana. This review did not find any
408 study that used generic health outcome measures such as DALYs or QALYs to
409 estimate the diabetes burden. The existing literature is skewed towards a few
410 particularly Ashanti, leaving some geographical regions of Ghana without any
411 reporting (including, for example, Upper East, and Upper West regions).

412

413 Out of the identified studies, 36 studies focused on the prevalence of diabetes and
414 associated complications; only one study reported economic-related findings,
415 indicating a need for more costing studies, important also to support the development
416 of economic evaluations. All diabetes studies were either on T2D or referred to
417 diabetes generally without specifying the type. No studies explicitly targeting T1D were
418 found. Our findings suggest important gaps in the Ghanaian scientific literature, and
419 the need for further research to characterise the burden of diabetes in the country.

420

421 The national prevalence of diabetes in Ghana was reported in the studies to be
422 between 2.80% and 3.95%^{22–24}. The reported national prevalence of diabetes (2.8-%
423 to 3.95%) is below the sub-Saharan Africa regional average of 4.5%³. However,
424 studies that reported on prevalence sub-nationally provided substantially higher
425 estimates; for example in Western, Ashanti, and Central regions, diabetes prevalence
426 was reported to be 39.8%³⁸, 25.2%⁴⁸ 24.6%³⁸ respectively. Despite Ghana having
427 seemingly lower levels of prevalence of diabetes at a national level in comparison to
428 the SSA average, there remains an urgent need to put in place interventions to
429 address these regional differences, and stem any further anticipated rise in disease
430 burden³. The within-country regional variations call for a more targeted approach when
431 implementing diabetes interventions.

432

433 Diabetes in Ghana was found to be more prevalent among women compared to
434 men^{22–24,30}. This is in line with the recently reported prevalence in SSA by International
435 Diabetes Federation³ and other studies^{52,53}. Systematic reviews have found that
436 women were more likely to have diabetes [odds ratio 1.65 (95% CI 1.43, 1.91)], and

437 less likely to have glycaemic control than men. It has been argued that relative
438 differences in physical activity between men and women may be a factor⁵². There was
439 an urban-rural divide in the prevalence of diabetes in Ghana where urban areas were
440 reported to have a higher prevalence compared to the rural areas^{22–24,39,40}. This finding
441 is consistent with other studies done in India (prevalence of 15.0% and 19.0% in rural
442 and urban areas respectively in the year 2015-2019)⁵⁴, and Myanmar (prevalence of
443 7.1% and 12.1% in rural and urban areas respectively in year 2013/2014)⁵⁵. This has
444 been attributed to differences in dietary habits and levels of physical activity between
445 urban and rural areas.

446

447 Hypertension and metabolic syndrome were among the most prevalent comorbidities
448 of diabetic patients in Ghana. Hypertension prevalence was highest in the Greater
449 Accra region (36.60% of diabetic patients)³². Metabolic syndrome is a cluster of
450 conditions that include combinations of hypertension, central obesity, insulin
451 resistance, or atherogenic dyslipidaemia⁵⁶. The two main risk factors of metabolic
452 syndrome are the increase in consumption of high-calorie, low-fibre fast food and a
453 decrease in physical activity which may be linked to mechanized transportation and a
454 sedentary form of leisure time activities. These are the same established behavioural
455 risk factors for diabetes and obesity that are typically predominant in urban areas.
456 Without treatment, diabetes, high blood pressure, and obesity can damage blood
457 vessels, leading to micro and macrovascular complications, which can occur
458 concurrently. The highest prevalence of metabolic syndrome was reported in the
459 Ashanti region where it was reported to range from 59 to 90% among diabetic
460 patients^{42,43}.

461

462 Our results also align well with the Institute of Health Metrics and Evaluation (IHME)
463 assessment of the trend of disease burden in Ghana. Notably, in the year 2000,
464 diabetes was not within the top 10 disease groups in terms of burden of disease. By
465 2019 diabetes had moved up to eighth position and was linked to more than 2,157
466 DALYs per 100,000 people. Cardiovascular diseases, which are often complications
467 of diabetes and metabolic syndrome, were ranked first in 2019, causing an estimated
468 6,216 DALYs per 100,000 population⁵⁷. This evidence points to the rapid rise of
469 diabetes, cardiovascular diseases and other NCDs, linked with common genetic,
470 metabolic, and behavioural risk factors. The ranking also suggests that there is a
471 gradual receding of communicable diseases in the last 2 decades compared to NCDs.
472 Combined, diabetes and cardiovascular diseases is linked to more than 8,300 DALYs
473 per 100,000 people in Ghana, representing a significant proportion (12.6%) of the total
474 disease burden in the country⁵⁷.

475

476 Literature on the economic burden of diabetes in Ghana is very limited with only one
477 study reporting on the burden. This finding is in line with the study by Hollingworth et
478 al. (2020) that looked at available localised information to support HTA in Ghana noting
479 that there were few accessible data sources for costs and resource utilisation
480 generally⁹. Relatedly, we found a falling off in the number of studies published after
481 2019, although that may reflect the impact of the COVID-19 pandemic on research
482 and publication choices within the country and globally

483

484 **Policy implications**

485 Our review provides some evidence of the situation in Ghana, and associated
486 information gaps, consistent with studies focused on other African countries⁵⁸. We find

487 that Ghana is faced with a rising prevalence of diabetes and cardiovascular disorders
488 with potentially important regional differences in disease burden. To address this
489 challenge, there is a need to understand the contextual factors driving the rise and the
490 likely causes behind the existing regional variations in the reported burden.

491
492 Unlike communicable diseases, NCDs are usually chronic in nature and exhibit a
493 progressive disease course. A person may develop more than one NCD at a time,
494 fuelling disease progression even further^{59,60}. NCDs constitute a long-term burden not
495 only to the patient and carers, but also to the healthcare system and the economy.
496 Currently, NCDs do not attract as much development assistance funds as
497 communicable diseases such as HIV, tuberculosis and malaria, and Ghana which is
498 currently classed as a middle-income country is no longer eligible for some
499 development assistance grants. Therefore, there is a need for Ghana, as well as
500 countries, to ensure that available domestic resources for health can be used as
501 efficiently as possible to address this growing burden. Typically, this involves
502 operationalising and institutionalising proven priority-setting processes.

503
504 HTA can be applied to both treatments for NCDs, such as insulin analogues for the
505 management of diabetes, and also to interventions that seek to reduce disease
506 prevalence and incidence in the first place. On the latter this could include identifying
507 cost-effective interventions to tackle the common NCD risk factors shared by diabetes
508 and other comorbidities such as cardiovascular diseases, obesity, or metabolic
509 syndrome to reduce the burden of diabetes in the country. This may require stronger
510 prevention approaches⁶¹ targeting high risk individuals or whole populations, which
511 aim to increase physical activity and promote a healthy diet while also monitoring

512 obesity levels. This would be especially important in urban communities in Ghana
513 where the burden appears higher than the national average.

514

515 Institutionalising HTA for localised decision making requires that relevant data sources
516 are available, and that may mean developing a strategy to address key informational
517 gaps as part of building any HTA system. There was a scarcity of evidence on the
518 economic burden of diabetes in Ghana, and there were no estimates available of the
519 burden of disease for a number of regions. A key issue is the lack of diabetes incidence
520 data: as previously reported⁹, the Ghana Health and Demographic Surveillance
521 Systems (GHDSS) could potentially be a valuable source of such information, and the
522 Ministry of Health and other stakeholders could consider enhancing their operation in
523 this space, for diabetes as well as other NCDs. It may also mean better leveraging
524 already existing data sources, such as from the National Health Insurance Scheme⁹.

525

526 **Limitations**

527 The scoping review did not include an appraisal of the quality of included studies.
528 According to Arksey and O'Malley's (2005) framework, the study quality is not
529 assessed during scoping reviews, but rather in systematic reviews that aim to address
530 specific questions relating to feasibility, appropriateness, meaningfulness or
531 effectiveness of a certain treatment or practice. The exploratory nature of our study
532 about the burden of diabetes made the scoping review methodology suitable.

533

534 The included studies used different diagnostic criteria for diabetes including WHI
535 criteria, American Diabetes Association and self-reporting. Self-reported diabetes
536 can be misleading because some of the people involved in the studies may not have

537 received a diagnosis and thus report as not having the diabetes. This may have
538 underestimated the prevalence of diabetes in the country or region.

539

540 This study has used an older geographical classification system for the administrative
541 regions in Ghana. The sub-national regions of Ghana constitute the first level of
542 subnational government administration within the country. From 1987, Ghana had ten
543 officially established regional boundaries. In 2018, a referendum on the creation of six
544 new regions was held and the overall number were later increased to 16. We used the
545 older system of 10 regions based on the available literature which mostly reported
546 within that classification system. However, we expect that there would be no
547 substantial differences had the newer system been applied, since all new regional
548 divisions stem from the partitioning of regions where no studies were found (e.g, Brong
549 Ahafo and Northern regions).

550

551 **Conclusion**

552

553 Ghana is faced with a considerable burden of diabetes which varies by geographical
554 region and setting (rural/urban). It is urgent to tackle the growing challenge to mitigate
555 the likely enormous burden and cost of the disease. Despite the existing regional
556 variation of the burden of diabetes, there is a paucity of literature in some regions (for
557 example Eastern, Western, Upper East, Upper West, and Brong Ahafo). There is
558 therefore a need for further research to understand the burden (epidemiological, health
559 outcomes and economic) of diabetes in these regions in order to inform the NCD
560 prevention and management policies in the country.

561

562

563

564 **Declaration**

565

566 **Ethics approval and consent to participate**

567 The study utilised secondary data/literature that is publicly available and did not use
568 any personal or private data.

569

570 **Consent for publication**

571 Not applicable

572

573 **Availability of data and materials**

574 The extracted data analysed during the current study is available from the
575 corresponding author upon reasonable request.

576

577 **Competing interests**

578 The authors declare that they have no competing interests

579

580 **Funding**

581 This study was supported by the International Decision Support Initiative, which is
582 funded by the Bill and Melinda Gates Foundation (OPP1202541).

583

584

585 **Role of funder**

586 The funder of the study had no role in study design, data collection, data analysis,
587 data interpretation, or writing of the report. Funders supported researcher time and
588 other resources (such as computer equipment) needed for completion of the study.

589

590

591 **Authors contributions**

592 Conceptualisation: – MG, JK, FR

593 Developing and carrying out search strategy: – MG

594 Screening of articles: – MG, JK

595 Data extraction, and quality assessment: – MG, JK

596 Validation: – STR

597 Data curation and analysis: – MG, JK

598 Funding acquisition: – FR

599 Methodology: – MG, JK,

600 Project administration: – MG, JK, IA, GG, RO, EAK

601 Supervision: – FR, AV

602 Writing – original draft: – MG, JK,

603 writing review & editing: – MG, JK, RO, EAK, GG, IA, FR, STR, AV

604

605 **Acknowledgements**

606 None

607
608
609
610
611
612
613
614
615
616
617
618
619
620
621
622
623
624
625
626
627
628
629
630
631
632
633
634
635
636
637
638
639
640
641
642
643
644
645
646
647
648
649
650
651
652
653
654
655

References

1. World Health Organization. Noncommunicable diseases: Mortality. Published 2022. Accessed December 28, 2022. <https://www.who.int/data/gho/data/themes/topics/topic-details/GHO/ncd-mortality>
2. International Diabetes Federation. Facts & figures. Published December 9, 2021. Accessed December 28, 2022. <https://www.idf.org/aboutdiabetes/what-is-diabetes/facts-figures.html>
3. International Diabetes Federation. *IDF Diabetes Atlas | Tenth Edition.*; 2021. Accessed December 29, 2022. <https://diabetesatlas.org/>
4. World Health Organization. ICD-11 for Mortality and Morbidity Statistics: 5A10 Type 1 diabetes mellitus. Published February 2022. Accessed December 28, 2022. <https://icd.who.int/browse11/l-m/en#http%3A%2F%2Fid.who.int%2Ficd%2Fentity%2F1651053999>
5. World Health Organization. ICD-11 for Mortality and Morbidity Statistics: 5A11 Type 2 diabetes mellitus. Published February 2022. Accessed December 28, 2022. <https://icd.who.int/browse11/l-m/en#/http%253a%252f%252fid.who.int%252ficd%252fentity%252f119724091>
6. International Diabetes Federation. What is diabetes. Published July 7, 2022. Accessed December 28, 2022. <https://www.idf.org/aboutdiabetes/what-is-diabetes.html>
7. Siegfried N, Wilkinson T, Hofman K. Where from and where to for health technology assessment in South Africa? A legal and policy landscape analysis. *South African Heal Rev*. Published online 2017:41. Accessed March 1, 2023. https://www.hst.org.za/publications/South African Health Reviews/4_Where from and where to for health technology assessment in South Africa.pdf
8. O'Rourke B, Oortwijn W, Schuller T. The new definition of health technology assessment: A milestone in international collaboration. *Int J Technol Assess Health Care*. 2020;36(3):187-190. doi:10.1017/S0266462320000215
9. Hollingworth SA, Downey L, Ruiz FJ, et al. What do we need to know? Data sources to support evidence-based decisions using health technology assessment in Ghana. *Heal Res Policy Syst*. 2020;18(1):1-12. doi:10.1186/S12961-020-00550-8/TABLES/2
10. Ghana Web. MOH launches Ghana's strategy for Health Technology Assessment document. Accessed January 18, 2023. <https://www.ghanaweb.com/GhanaHomePage/NewsArchive/MOH-launches-Ghana-s-strategy-for-Health-Technology-Assessment-document-1324405>
11. Ghana M of H. *Ghana Health Technology Assessment Process Guide.*; 2022.
12. Ministry of Health. Ghana National Policy on Non Communicable Diseases. Published March 2022. Accessed January 28, 2023. <https://www.moh.gov.gh/wp-content/uploads/2022/05/Ghana-NCD-Policy-2022.pdf>
13. Arksey H, O'Malley L. Scoping studies: Towards a methodological framework. *Int J Soc Res Methodol Theory Pract*. 2005;8(1):19-32. doi:10.1080/1364557032000119616
14. Tricco AC, Lillie E, Zarin W, et al. PRISMA Extension for Scoping Reviews

- 656 (PRISMA-ScR): Checklist and Explanation. *Ann Intern Med.* 2018;169(7):467.
657 doi:10.7326/M18-0850
- 658 15. Veritas Health Innovation. Covidence systematic review software. Accessed
659 December 31, 2021. <https://www.covidence.org/>
- 660 16. Sarfo FS, Mobula LM, Plange-Rhule J, Ansong D, Ofori-Adjei D. Incident
661 stroke among Ghanaians with hypertension and diabetes: A multicenter,
662 prospective cohort study. *J Neurol Sci.* 2018;395:17-24.
663 doi:10.1016/j.jns.2018.09.018
- 664 17. Sarfo-Kantanka O, Sarfo FS, Ansah EO, Eghan B, Ayisi-Boateng NK,
665 Acheamfour-Akokuwah E. Secular trends in admissions and mortality rates from
666 diabetes mellitus in the central belt of Ghana: A 31-year review. *PLoS One.*
667 2016;11(11). doi:10.1371/journal.pone.0165905
- 668 18. Sarfo-Kantanka O, Sarfo FS, Kyei I, Agyemang C, Mbanaya JC. Incidence and
669 determinants of diabetes-related lower limb amputations in Ghana, 2010-2015
670 - A retrospective cohort study. *BMC Endocr Disord.* 2019;19(1):1-8.
671 doi:10.1186/S12902-019-0353-8/TABLES/3
- 672 19. Sarfo-Kantanka O, Kyei I, Mbanaya JC, Owusu-Ansah M. Diabetes-related foot
673 disorders among adult Ghanaians. *Diabet FOOT & ANKLE.* 2018;9(1).
674 doi:10.1080/2000625X.2018.1511678
- 675 20. Antwi-Bafour S, Hammond S, Adjei JK, Kyeremeh R, Martin-Odoom A, Ekem
676 I. A case-control study of prevalence of anemia among patients with type 2
677 diabetes. *J Med Case Rep.* 2016;10(1):1-8. doi:10.1186/S13256-016-0889-
678 4/TABLES/6
- 679 21. Quaicoe P, Takramah W, Axame WK, et al. ASSOCIATED RISK FACTORS
680 OF TYPE 2 DIABETES MELLITUS AMONG ADULTS IN THE HOHOE
681 MUNICIPALITY OF GHANA. *Int J of Medical Res Pharm Sci.* 2017;4(5):35-48.
682 doi:10.5281/ZENODO.581010
- 683 22. Gatimu SM, Milimo BW, Sebastian MS. Prevalence and determinants of
684 diabetes among older adults in Ghana. *BMC Public Health.* 2016;16(1):1-12.
685 doi:10.1186/s12889-016-3845-8
- 686 23. Yorke E, Tetteh J, Boima V, Yawson AE. High BMI: an important health risk
687 factor among older adults in Ghana. *Public Health Nutr.* 2021;24(14):4522-
688 4529. doi:10.1017/S1368980020003717
- 689 24. Tarekegne FE, Padyab M, Schrodgers J, Williams JS. Sociodemographic and
690 behavioral characteristics associated with self-reported diagnosed diabetes
691 mellitus in adults aged 50+ years in Ghana and South Africa: results from the
692 WHO-SAGE wave 1. *BMJ OPEN DIABETES Res & CARE.* 2018;6(1).
693 doi:10.1136/bmjdr-2017-000449
- 694 25. Quaye EA, Amporful EO, Akweongo P, Aikins MK. Analysis of the Financial
695 Cost of Diabetes Mellitus in Four Cocoa Clinics of Ghana. *Value Heal Reg*
696 *issues.* 2015;7:49-53. doi:10.1016/J.VHRI.2015.08.005
- 697 26. Bawah AT, Ngambire LT, Abaka-Yawson A, Anomah A, Kinanyok S, Tornyi H.
698 A community based prevalence of type 2 diabetes mellitus in the Ho
699 municipality of Ghana. *J PUBLIC Heal.* 2021;29(2):403-409.
700 doi:10.1007/s10389-019-01144-7
- 701 27. Osei-Yeboah J, Owiredu WKBA, Norgbe GK, et al. The Prevalence of
702 Metabolic Syndrome and Its Components among People with Type 2 Diabetes
703 in the Ho Municipality, Ghana: A Cross-Sectional Study. *Int J Chronic Dis.*
704 2017;2017:1-8. doi:10.1155/2017/8765804

- 705 28. Tuglo LS, Nyande FK, Agordoh PD, et al. Knowledge and practice of diabetic
706 foot care and the prevalence of diabetic foot ulcers among diabetic patients of
707 selected hospitals in the Volta Region, Ghana. *Int Wound J.* 2022;19(3):601-
708 614. doi:10.1111/IWJ.13656
- 709 29. Ellahi B, Dikmen D, Seyhan-Erdoğan B, et al. Prevalence, risk factors, and
710 self-awareness for hypertension and diabetes: rural–urban and male–female
711 dimensions from a cross-sectional study in Ghana. *Int J Diabetes Dev Ctries.*
712 Published online November 29, 2022:1-15. doi:10.1007/S13410-022-01141-
713 9/TABLES/7
- 714 30. Vuvor F, Steiner-Asiedu M, Armar-Klemesu M, Armah S. Population-based
715 study of diabetic mellitus prevalence and its associated factors in adult
716 Ghanaians in the greater Accra region. *Int J Diabetes Dev Ctries.*
717 2011;31(3):149-153. doi:10.1007/s13410-011-0035-1
- 718 31. Akpalu J, Yorke E, Ainuson-Quampah J, Balogun W, Yeboah K. Depression
719 and glycaemic control among type 2 diabetes patients: a cross-sectional study
720 in a tertiary healthcare facility in Ghana. *BMC Psychiatry.* 2018;18.
721 doi:10.1186/s12888-018-1933-2
- 722 32. Nimako BA, Baiden F, Sackey SO, Binka F. Multimorbidity of chronic diseases
723 among adult patients presenting to an inner-city clinic in Ghana. *Global Health.*
724 2013;9. doi:10.1186/1744-8603-9-61
- 725 33. Gato WE, Acquah S, Apenteng BA, Opoku ST, Boakye BK. Diabetes in the
726 Cape Coast metropolis of Ghana: an assessment of risk factors, nutritional
727 practices and lifestyle changes. *Int Health.* 2017;9(5):310-316.
728 doi:10.1093/inthealth/ihx028
- 729 34. Mogre V, Salifu ZS, Abedandi R. Prevalence, components and associated
730 demographic and lifestyle factors of the metabolic syndrome in type 2 diabetes
731 mellitus. *J Diabetes Metab Disord.* 2014;13(1):80. doi:10.1186/2251-6581-13-
732 80
- 733 35. Abagre TA, Bandoh DA, Addo-Lartey AA. Determinants of metabolic syndrome
734 among patients attending diabetes clinics in two sub-urban hospitals: Bono
735 Region, Ghana. *BMC Cardiovasc Disord.* 2022;22(1):1-13.
736 doi:10.1186/S12872-022-02805-4/TABLES/4
- 737 36. Tyrovolas S, Koyanagi A, Garin N, et al. Diabetes mellitus and its association
738 with central obesity and disability among older adults: a global perspective.
739 *Exp Gerontol.* 2015;64:70-77. doi:10.1016/J.EXGER.2015.02.010
- 740 37. Hayfron-Benjamin C, van den Born B-J, der Zee AH, et al. Microvascular and
741 macrovascular complications in type 2 diabetes Ghanaian residents in Ghana
742 and Europe: The RODAM study. *J Diabetes Complications.* 2019;33(8):572-
743 578. doi:10.1016/j.jdiacomp.2019.04.016
- 744 38. Anderson AK. Prevalence of Anemia, Overweight/Obesity, and Undiagnosed
745 Hypertension and Diabetes among Residents of Selected Communities in
746 Ghana. *Int J Chronic Dis.* 2017;2017:1-7. doi:10.1155/2017/7836019
- 747 39. Chilunga FP, Henneman P, Meeks KAC, et al. Prevalence and determinants of
748 type 2 diabetes among lean African migrants and non-migrants: the RODAM
749 study. *J Glob Health.* 2019;9(2). doi:10.7189/jogh.09.020426
- 750 40. Agyemang C, Meeks K, Beune E, et al. Obesity and type 2 diabetes in sub-
751 Saharan Africans - Is the burden in today's Africa similar to African migrants in
752 Europe? The RODAM study. *BMC Med.* 2016;14. doi:10.1186/s12916-016-
753 0709-0

- 754 41. Annani-Akollor ME, Addai-Mensah O, Fondjo LA, et al. Predominant
755 Complications of Type 2 Diabetes in Kumasi: A 4-Year Retrospective Cross-
756 Sectional Study at a Teaching Hospital in Ghana. *Medicina (Kaunas)*.
757 2019;55(5). doi:10.3390/MEDICINA55050125
- 758 42. Nsiah K, Shang VO, Boateng KA, Mensah F. Prevalence of metabolic
759 syndrome in type 2 diabetes mellitus patients. *Int J Appl Basic Med Res*.
760 2015;5(2):133. doi:10.4103/2229-516X.157170
- 761 43. Agyemang-Yeboah F, Eghan BAJ, Annani-Akollor ME, Togbe E, Donkor S,
762 Afranie BO. Evaluation of Metabolic Syndrome and Its Associated Risk Factors
763 in Type 2 Diabetes: A Descriptive Cross-Sectional Study at the Komfo Anokye
764 Teaching Hospital, Kumasi, Ghana. *Biomed Res Int*. 2019;2019.
765 doi:10.1155/2019/4562904
- 766 44. Opere-Addo MNA, Osei FA, Buabeng KO, et al. Healthcare services utilisation
767 among patients with hypertension and diabetes in rural Ghana. *African J Prim
768 Heal Care Fam Med*. 2020;12(1):8. doi:10.4102/PHCFM.V12I1.2114
- 769 45. Lartey SY, Aikins AK. Visual impairment amongst adult diabetics attending a
770 tertiary outpatient clinic. *Ghana Med J*. 2018;52(2):84.
771 doi:10.4314/GMJ.V52I2.4
- 772 46. Atosona A, Larbie C. Prevalence and Determinants of Diabetic Foot Ulcers
773 and Lower Extremity Amputations in Three Selected Tertiary Hospitals in
774 Ghana. *J Diabetes Res*. 2019;2019. doi:10.1155/2019/7132861
- 775 47. Cook-Huynh M, Ansong D, Steckelberg RC, et al. PREVALENCE OF
776 HYPERTENSION AND DIABETES MELLITUS IN ADULTS FROM A RURAL
777 COMMUNITY IN GHANA. *Ethn I& Dis*. 2012;22(3):347-352.
- 778 48. Sarfo-Kantank O, Owusu-Dabo E, Adomako-Boateng F, Eghan B, Dogbe J,
779 Bedu-Addo G. An assessment of prevalence and risk factors for hypertension
780 and diabetes during world diabetes day celebration in Kumasi, Ghana. *East Afr
781 J Public Health*. 2014;11(2):805-815. doi:10.4314/eajph.v11i2.
- 782 49. K AH, R A, E A-D, E M-ME. Prevalence and Risk Factors of Diabetes Mellitus
783 Among the Inhabitants of Kumasi Metropolis. *Arch Clin Biomed Res*. 1(4):224-
784 234. Accessed January 2, 2023. [http://www.fotunejournals.com/prevalence-
785 and-risk-factors-of-diabetes-mellitus-among-the-inhabitants-of-kumasi-
786 metropolis.html](http://www.fotunejournals.com/prevalence-and-risk-factors-of-diabetes-mellitus-among-the-inhabitants-of-kumasi-metropolis.html)
- 787 50. Anto EO, Frimpong J, Boadu WIO, et al. Prevalence of Cardiometabolic
788 Syndrome and its Association With Body Shape Index and A Body Roundness
789 Index Among Type 2 Diabetes Mellitus Patients: A Hospital-Based Cross-
790 Sectional Study in a Ghanaian Population. *Front Clin Diabetes Healthc*.
791 2022;2:33. doi:10.3389/FCDHC.2021.807201
- 792 51. Abu EK, Ofori AO, Boadi-Kusi SB, et al. Dry eye disease and meibomian gland
793 dysfunction among a clinical sample of type 2 diabetes patients in Ghana. *Afr
794 Health Sci*. 2022;22(1):293. doi:10.4314/AHS.V22I1.36
- 795 52. Sobers-Grannum N, Murphy MM, Nielsen A, et al. Female Gender Is a Social
796 Determinant of Diabetes in the Caribbean: A Systematic Review and Meta-
797 Analysis. *PLoS One*. 2015;10(5):e0126799.
798 doi:10.1371/JOURNAL.PONE.0126799
- 799 53. Zhang H, Ni J, Yu C, et al. Sex-based differences in diabetes prevalence and
800 risk factors: A population-based cross-sectional study among low-income
801 adults in China. *Front Endocrinol (Lausanne)*. 2019;10(SEP):658.
802 doi:10.3389/FENDO.2019.00658/PDF

- 803 54. Ranasinghe P, Jayawardena R, Gamage N, Sivanandam N, Misra A.
804 Prevalence and trends of the diabetes epidemic in urban and rural India: A
805 pooled systematic review and meta-analysis of 1.7 million adults. *Ann*
806 *Epidemiol.* 2021;58:128-148. doi:10.1016/J.ANNEPIDEM.2021.02.016
807 55. Aung WP, Htet AS, Bjertness E, Stigum H, Chongsuvivatwong V, Kjøllesdal
808 MKR. Urban–rural differences in the prevalence of diabetes mellitus among
809 25–74 year-old adults of the Yangon Region, Myanmar: two cross-sectional
810 studies. *BMJ Open.* 2018;8(3):e020406. doi:10.1136/BMJOPEN-2017-020406
811 56. Huang PL. A comprehensive definition for metabolic syndrome. *DMM Dis*
812 *Model Mech.* 2009;2(5-6):231-237. doi:10.1242/DMM.001180/-/DC1
813 57. IHME. VizHub - GBD Compare. Accessed January 4, 2023.
814 <https://vizhub.healthdata.org/gbd-compare/>
815 58. Zorron Pu L, de Moura EG, Bernardo WM, et al. Analysis the significant risk
816 factors on type 2 diabetes perspective of Bangladesh. *PLoS ONE [Electronic*
817 *Resour.* 2018;13(1):1. doi:<https://dx.doi.org/10.1596/978-1-4648-0518-9>
818 59. Alsaadon H, Afroz A, Karim A, et al. Hypertension and its related factors
819 among patients with type 2 diabetes mellitus – a multi-hospital study in
820 Bangladesh. *BMC Public Health.* 2022;22(1):1-10. doi:10.1186/S12889-022-
821 12509-1/TABLES/2
822 60. Tran PB, Kazibwe J, Nikolaidis GF, Linnosmaa I, Rijken M, van Olmen J.
823 Costs of multimorbidity: a systematic review and meta-analyses. *BMC Med.*
824 2022;20(1):1-15. doi:10.1186/S12916-022-02427-9/TABLES/1
825 61. Zhou X, Siegel KR, Ng BP, et al. Cost-effectiveness of Diabetes Prevention
826 Interventions Targeting High-risk Individuals and Whole Populations: A
827 Systematic Review. *Diabetes Care.* 2020;43(7):1593-1616.
828 doi:10.2337/DCI20-0018
829
830

831 Annex

832 833 Annex 1: Search strings

834 835 Web of Science search

836
837 Search link for Web of Science

838 [https://www.webofscience.com/wos/woscc/summary/55ba5b67-9492-4899-a3dd-
839 8b2fe3588006-80f3249d/relevance/1](https://www.webofscience.com/wos/woscc/summary/55ba5b67-9492-4899-a3dd-8b2fe3588006-80f3249d/relevance/1)

840
841 (TS=(Ghana)) AND TS=(Diabetes)

842 843 PubMed search string

844 ("ghana"[MeSH Terms] OR "ghana"[All Fields] OR "ghana s"[All Fields]) AND
845 ("diabete"[All Fields] OR "diabetes mellitus"[MeSH Terms] OR ("diabetes"[All Fields]
846 AND "mellitus"[All Fields]) OR "diabetes mellitus"[All Fields] OR "diabetes"[All Fields]
847 OR "diabetes insipidus"[MeSH Terms] OR ("diabetes"[All Fields] AND "insipidus"[All
848 Fields]) OR "diabetes insipidus"[All Fields] OR "diabetic"[All Fields] OR "diabetics"[All
849 Fields] OR "diabets"[All Fields])) AND (2021/4/4:2023/4/11[pdat])

850 851 Embase search string

852 ('ghana'/exp OR ghana) AND ('diabetes mellitus'/exp OR 'diabetes mellitus')

853

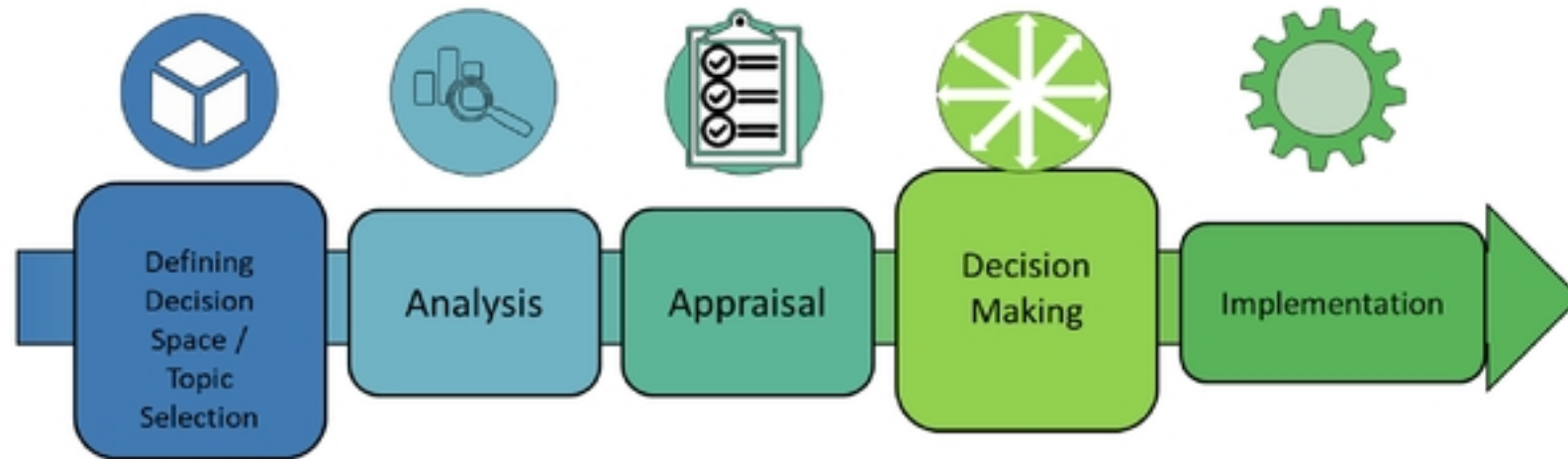
854 **Scopus search string**

855 (TITLE-ABS-KEY (ghana) AND TITLE-ABS-KEY (diabetes)) AND PUBYEAR >

856 2020 AND PUBYEAR < 2024

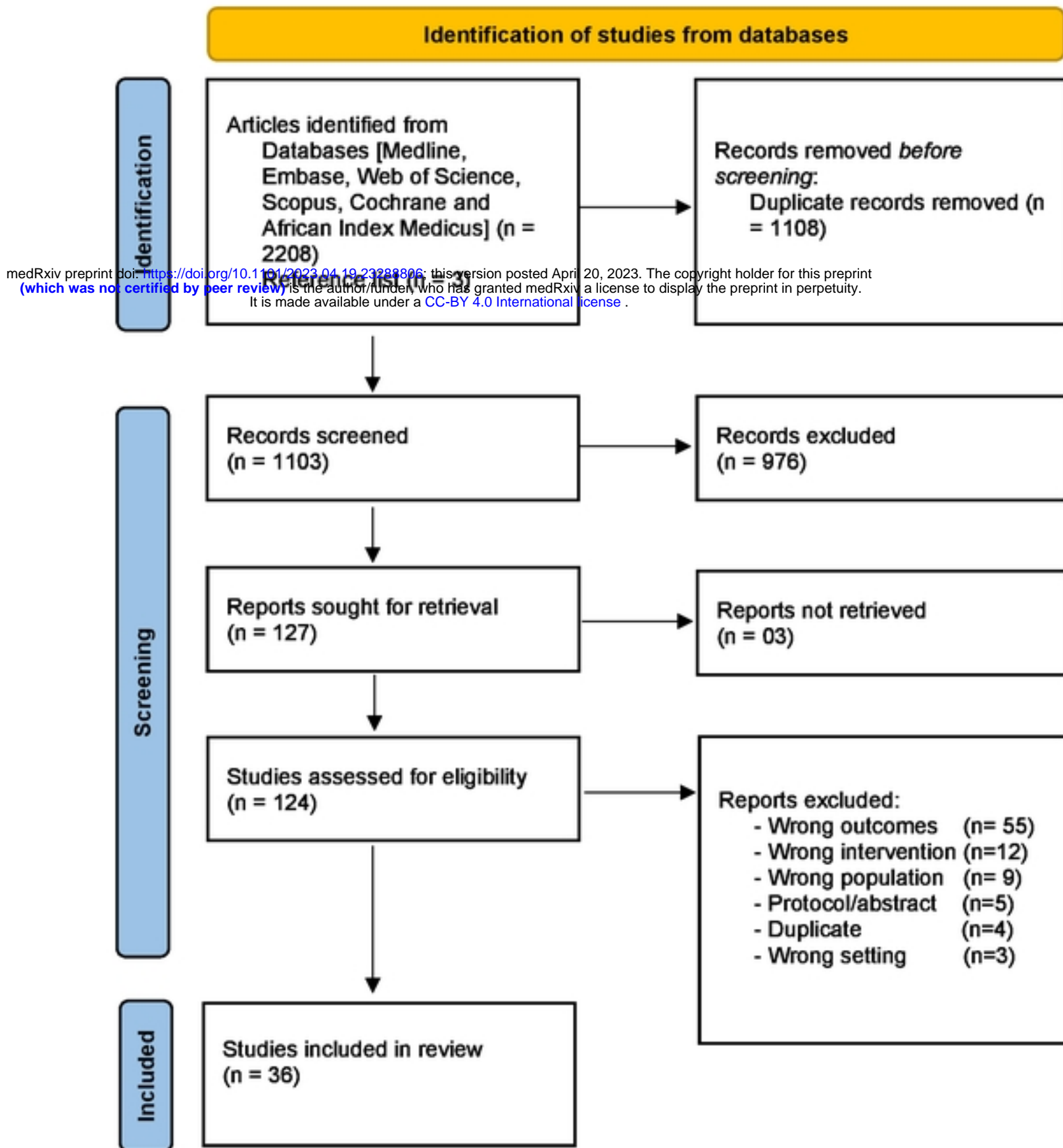
857

Figure 1: The HTA process



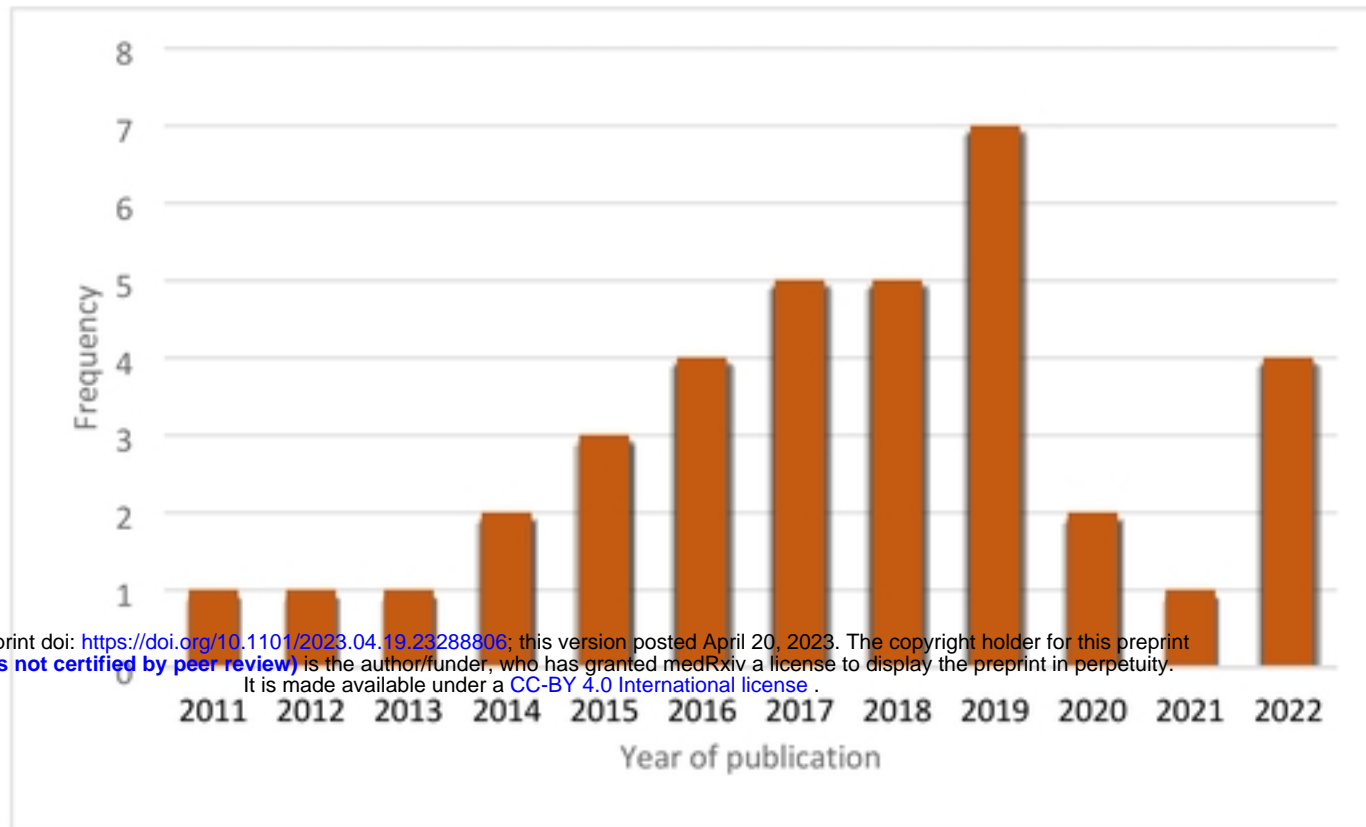
medRxiv preprint doi: <https://doi.org/10.1101/2023.04.19.23288806>; this version posted April 20, 2023. The copyright holder for this preprint (which was not certified by peer review) is the author/funder, who has granted medRxiv a license to display the preprint in perpetuity. It is made available under a [CC-BY 4.0 International license](https://creativecommons.org/licenses/by/4.0/).

Figure 1: PRISMA flow chart



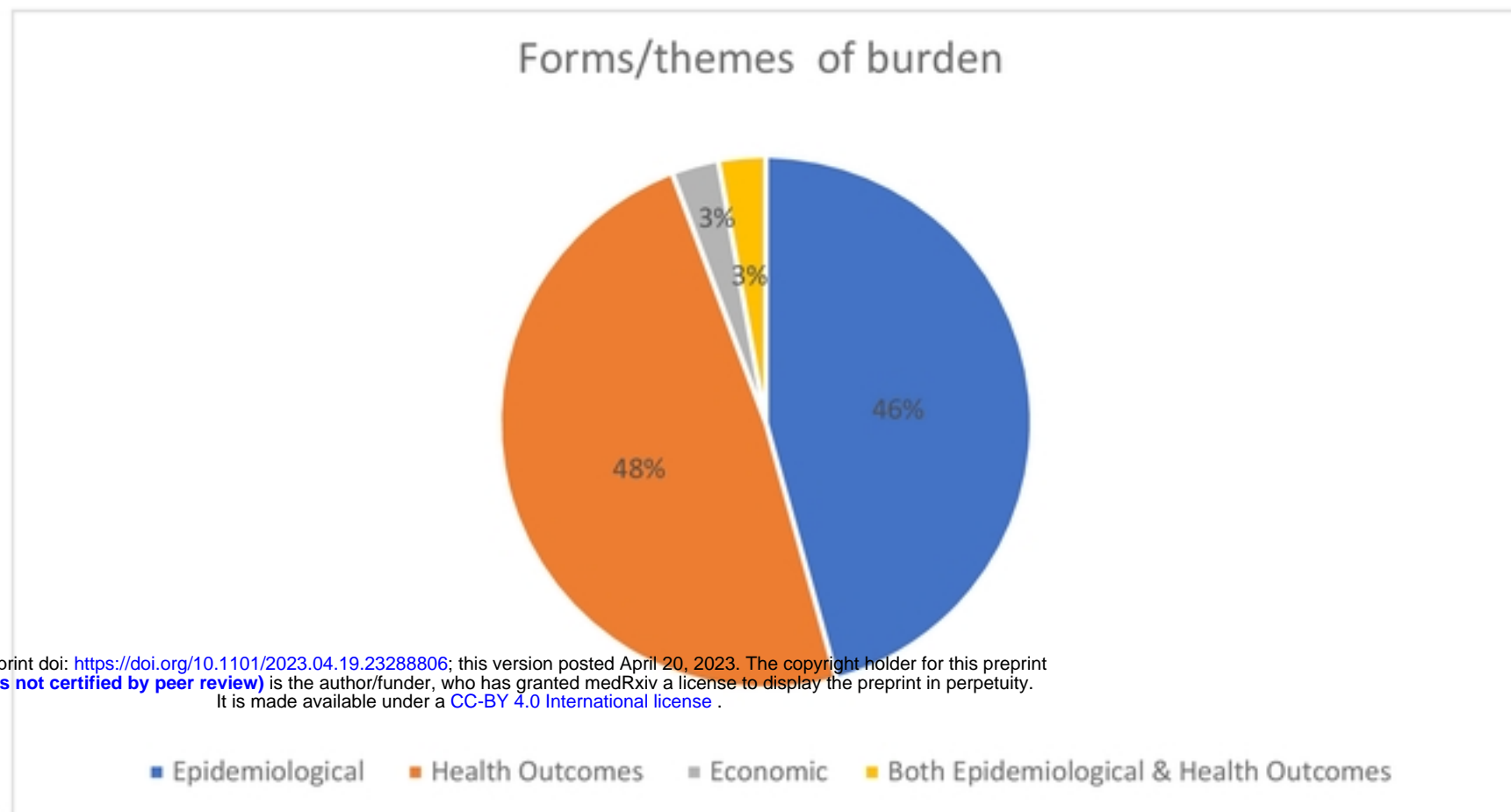
Adapted from: Page MJ, McKenzie JE, Bossuyt PM, Boutron I, Hoffmann TC, Mulrow CD, et al. The PRISMA 2020 statement: an updated guideline for reporting systematic reviews. *BMJ* 2021;372:n71. DOI: 10.1136/bmj.n71

Figure 1: Number of studies/publications per year



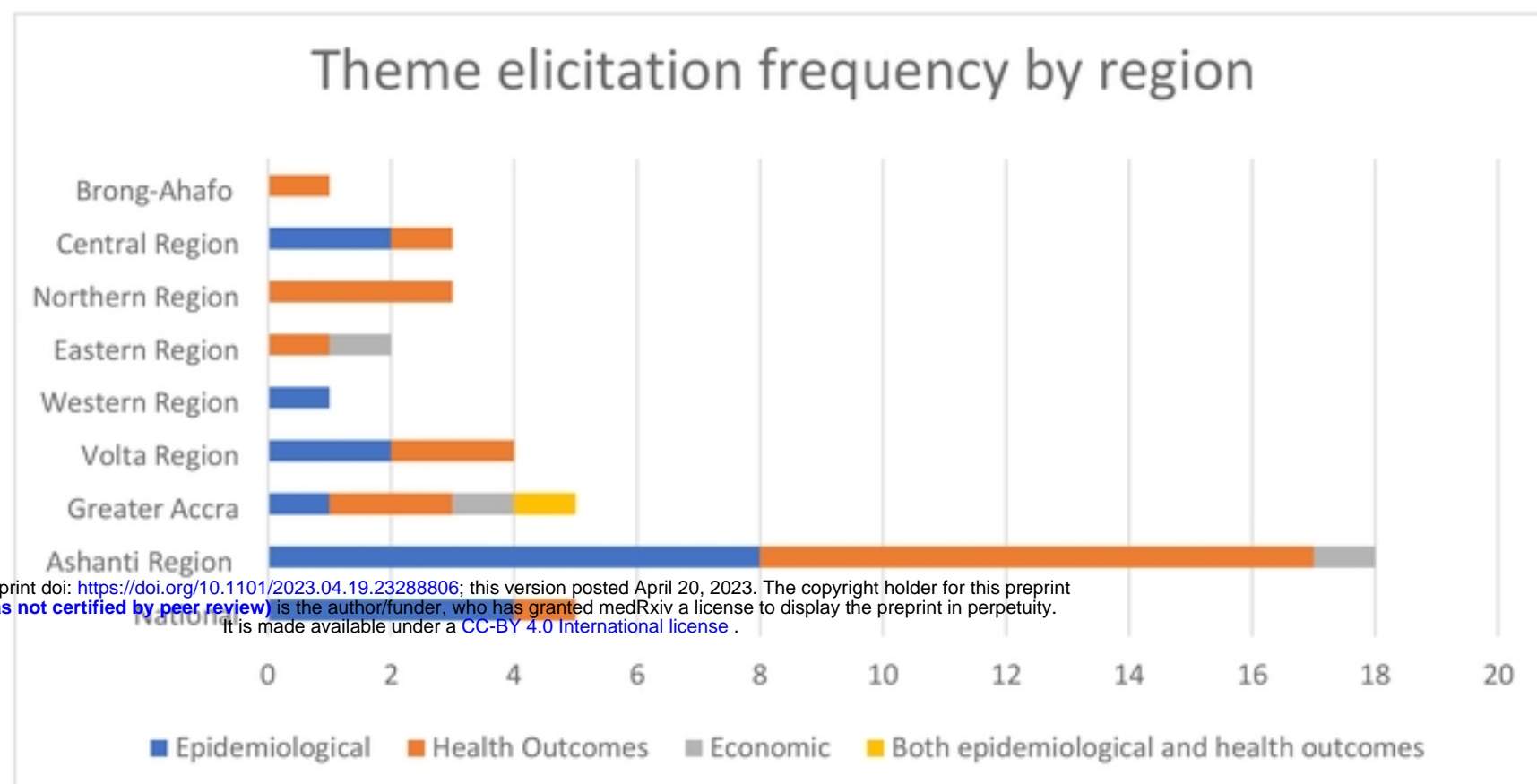
medRxiv preprint doi: <https://doi.org/10.1101/2023.04.19.23288806>; this version posted April 20, 2023. The copyright holder for this preprint (which was not certified by peer review) is the author/funder, who has granted medRxiv a license to display the preprint in perpetuity. It is made available under a [CC-BY 4.0 International license](https://creativecommons.org/licenses/by/4.0/).

Figure 1: Percentage of included studies by form of burden (theme)



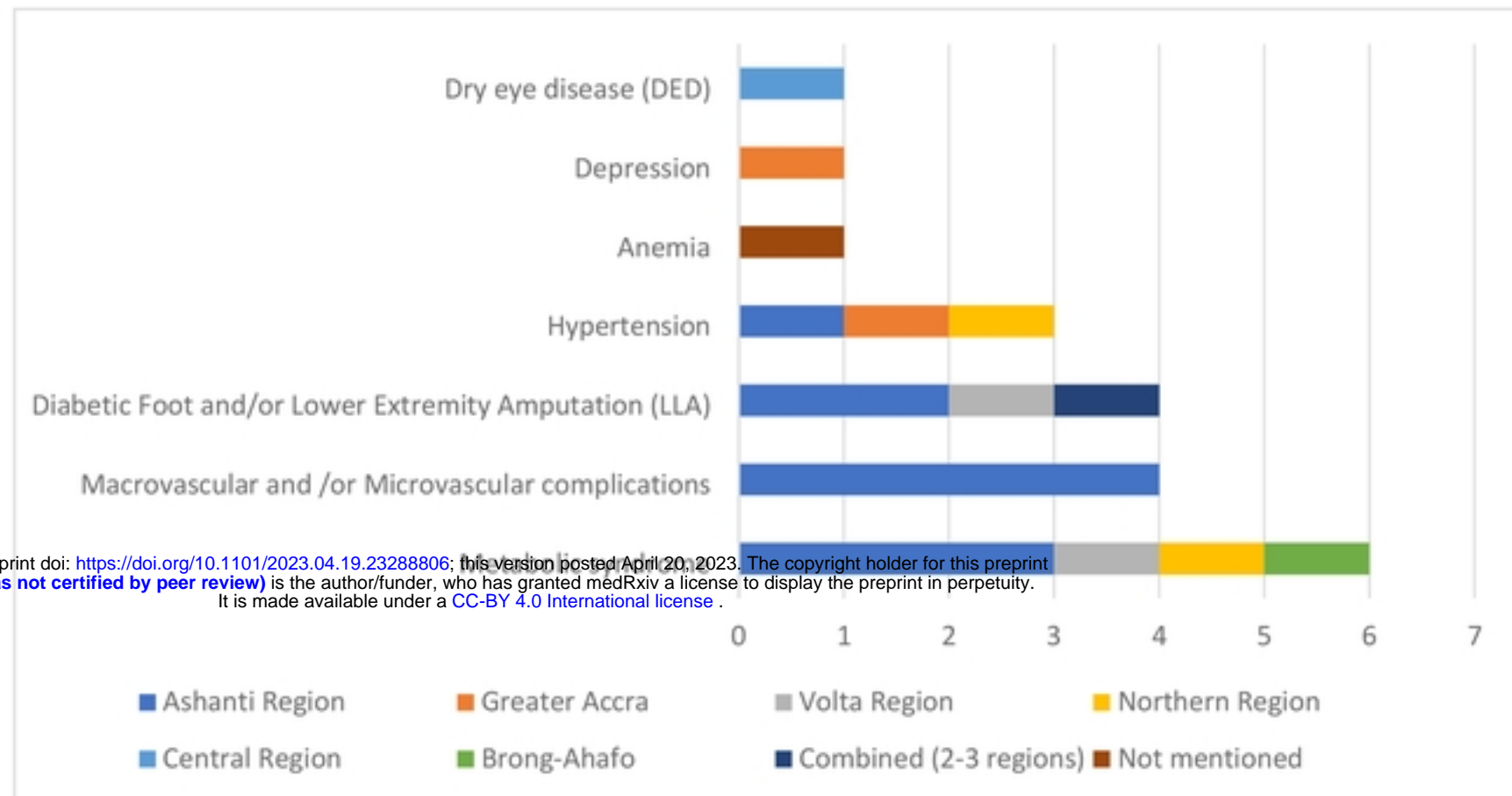
medRxiv preprint doi: <https://doi.org/10.1101/2023.04.19.23288806>; this version posted April 20, 2023. The copyright holder for this preprint (which was not certified by peer review) is the author/funder, who has granted medRxiv a license to display the preprint in perpetuity. It is made available under a [CC-BY 4.0 International license](https://creativecommons.org/licenses/by/4.0/).

Figure 1: Frequency of burden of disease themes reported by region



medRxiv preprint doi: <https://doi.org/10.1101/2023.04.19.23288806>; this version posted April 20, 2023. The copyright holder for this preprint (which was not certified by peer review) is the author/funder, who has granted medRxiv a license to display the preprint in perpetuity. It is made available under a [CC-BY 4.0 International license](https://creativecommons.org/licenses/by/4.0/).

Figure 1: Number of studies per region by complication type



medRxiv preprint doi: <https://doi.org/10.1101/2023.04.19.23288806>; this version posted April 20, 2023. The copyright holder for this preprint (which was not certified by peer review) is the author/funder, who has granted medRxiv a license to display the preprint in perpetuity. It is made available under a [CC-BY 4.0 International license](https://creativecommons.org/licenses/by/4.0/).