

Optimizing rabies vaccination of dogs in India

Kim Cuddington^{*,1} and William H.B. McAuliffe²

* Address for correspondence: Department of Biology, 200 University Ave N., University of Waterloo, Waterloo, ON, Canada, N2L 3G1, email: kcudding@uwaterloo.ca, phone:

519-888-4567 ex 33669

¹University of Waterloo, Waterloo, Ontario, Canada

²Rethink Priorities, San Francisco, California, USA

April 20, 2023

Running Title: Optimizing rabies vaccination of dogs

Keywords: Oral vaccination, rabies, linear programming, free-ranging dogs, India

Word Count: 3987

1 **Summary**

2 Dog vaccination is the key to controlling rabies in human populations. However, in countries
3 like India, with large free-roaming dog populations, vaccination strategies that rely only on
4 parenteral vaccines are unlikely to be either feasible or successful. Oral rabies vaccines could
5 be used to reach these dogs. We use costs estimates for an Indian city and linear optimization
6 to find the most cost-effective vaccination strategies. We show that an oral bait handout
7 method for dogs that are never confined can reduce the per dog costs costs of vaccination, and
8 increase vaccine coverage. This finding holds even when baits cost up to 10x the price of
9 parenteral vaccines, if there is a large dog population or proportion of dogs that are never
10 confined. We suggest that oral rabies vaccine baits will be part of the most cost-effective
11 strategies to eradicate human deaths from dog-mediated rabies by 2030.

12 Introduction

13 Rabies is a neglected tropical disease [1] that has the highest mortality rate of all known
14 infectious agents [2]. Recent global initiatives aim at achieving zero human deaths from rabies
15 by 2030 [3]. The majority of deaths occur in Africa and Asia, where free-roaming dogs are the
16 primary means of transmission. India has a large free-roaming dog population, and probably
17 accounts for 36% of human rabies deaths [4]. In this contribution, we use optimization
18 techniques to show that the most cost-effective vaccination strategies for eradicating rabies in
19 India will include vaccination of free-roaming dogs with oral rabies vaccine baits, which is not
20 currently part of the management of rabies.

21 Rabies deaths are under-reported [5]. Incubation can take 1-3 months following infection,
22 and the paralytic form of the disease is not widely recognized (e.g., [6]). In addition, although
23 rabies is a notifiable disease in many countries where it is endemic, it has not been in all (e.g.,
24 the Indian government only recently announced that reporting would be required, [7]).
25 Unfortunately, notifiability does not necessarily ensure effective surveillance either [8, 9]. The
26 World Health Organization (WHO) suggests that an estimate of $\sim 59,000$ deaths per year,
27 which attempts to account for under-reporting [10], is also likely an underestimate [11]. As a
28 result, the estimate for India of 18,000 - 20,000 deaths per year [4], is probably too low.

29 The negative economic impact of rabies is relatively large. Hampson et al. [10] estimates
30 there is a global economic burden of \sim USD \$8.6 billion annually [1], with related welfare
31 impacts, including deaths, at 3.7 million disability-adjusted human life years (DALYs) lost.
32 About 29 million post-exposure prophylaxis treatments (PEP) are delivered each year [1],
33 with 9 million in India [10], and this treatment comprises $\sim 83\%$ of the total rabies control
34 budget in both Asia and Africa [12]. The disease is disproportionately found in poor rural
35 populations [1], for whom treatment costs may be a heavy burden. Timely PEP is almost
36 100% effective in preventing death [13], but because of costs, currently estimated at USD \$108
37 including travel and loss of income [1], some patients do not finish treatment. Livestock losses

38 due to rabies are estimated at USD \$62 million (CI \$29 - \$237 million, [10]) and, again, may
39 be disproportionately borne by those in poor rural areas.

40 Over 99% of cases of human rabies are caused by an infected dog bite [1]. The WHO
41 suggests that dog vaccination is the most cost-effective strategy for preventing rabies in
42 people, and reduces both human deaths and the need for PEP [1]. Programs in Tanzania, the
43 Philippines, and South Africa [14] found that while costs per dog vaccinated varied (~\$1.18 -
44 \$15.62 2012 USD), they were much lower than costs of PEP (\$44.91 to \$64.38 2012 USD). A
45 recent cost comparison in Chad also suggests canine mass vaccination has approximately
46 double the cost-effectiveness per DALY averted compared to PEP alone [15]. Investment in
47 dog vaccination, however, accounts for less than 1.5% of the global economic burden of the
48 disease, and until recently, large-scale dog vaccination activities in India accounted for less
49 than 0.5% of the estimated economic burden from the disease [10].

50 The WHO, Food and Agriculture Organization (FAO), and the World Organization for
51 Animal Health (OIE) have prioritized rabies as a model disease for a One Health approach.
52 These agencies have launched the ‘United Against Rabies Forum’ that advocates and
53 prioritizes investments in rabies control, and coordinates global efforts to achieve zero human
54 deaths from dog-mediated rabies by 2030 [3]. However, these campaigns do not include
55 financial pledges. Moreover, most charitable donations associated with rabies control are
56 commitments to contribute to the costs of PEP in endemic regions (e.g., [5]), while investment
57 in dog vaccination has been judged insufficient [16].

58 Annual vaccination of over 70% of the dog population can stop transmission and
59 eventually lead to elimination if repeated over several years [17], while other strategies, such
60 as culling, are less effective [18, 19]. Mass vaccination campaigns targeting dogs have been
61 highly successful in many countries. For example, the U.S. was able to eliminate the canine
62 rabies variant in the late 1970s and again in the 2000s. Widely used strategies for dog
63 vaccination include central point vaccination and door-to-door vaccination. In central point

64 vaccination (CP) dog owners bring their pets to a central location such as a veterinarian office.
65 Door-to-door (DD) strategies are where teams move from home-to-home to vaccinate dogs
66 that can be handled by their owners. These two strategies have only been successful at large
67 scales where most dogs are responsibly owned (e.g., Latin America, [20]).

68 In countries like India, where there are many free-roaming dogs that may not be owned
69 [21], catch-vaccinate-release techniques (CVR) have been employed. For animals that cannot
70 be easily handled, CVR entails a team of people (4-7) capturing the animal in a net, injecting
71 the vaccine, and then releasing. For example, in 2013, the charity Mission Rabies
72 (<https://missionrabies.com/>) conducted synchronized mass dog vaccination campaigns in 12
73 Indian cities using CVR and vaccinated 54,227 dogs [22]. However, there is no example of a
74 large-scale national campaign that relies primarily on CVR. Wallace et al. [23] and Gibson
75 et al. [22] suggest that the labor force required for such a campaign is prohibitively large.

76 Instead, several authors promote oral rabies vaccine bait handouts (ORV) as a key
77 strategy in the control of canine rabies where there are large populations of free-roaming dogs
78 [24, 25, 23]. This method involves providing attractive oral rabies vaccine baits to animals
79 that cannot be easily handled, observing consumption or removing the bait if rejected. The
80 WHO has been recommending ORV as a complementary measure to reach inaccessible dogs
81 since at least 1998 [26]. Moreover, oral baits dispersed in the environment have been used
82 successfully in North America and Europe to control rabies in a variety of wildlife species, and
83 have resulted in a net savings in disease control costs (e.g., [27]). India formally endorsed the
84 use of ORV for a WHO-recommended dog oral vaccine, SAG2, in 2007, but the costs of
85 commercial vaccine baits exceeded funding [25].

86 It is likely, however, that the total costs of ORV vaccination of free-roaming dogs will be
87 lower than those of CVR. Mission Rabies conducted a pilot test of oral baiting in Goa, India
88 in 2018, where they compared ORV and CVR using an empty bait construct [24]. The fixed
89 cost of ORV was one quarter of CVR, and had a faster daily vaccination rate. ORV also

90 increased the proportion of dogs accessible for vaccination across land use types, such as
91 urban areas and rural villages. Further, staff reported that dogs were more likely to run away
92 from CVR teams and alert nearby dogs by barking, while ORV teams reported that dogs were
93 often attracted to the baits.

94 Gibson et al. [22] used a spreadsheet tool, originally created by Wallace et al. [28] to
95 calculate the costs of canine vaccination campaigns which included ORV for Indian cities. We
96 show how a simple optimization routine can instead use this same information to identify the
97 best vaccination strategy for dog populations with different proportions of free-roaming
98 animals, and for a range of possible bait costs. This technique can suggest cheaper strategies
99 that may not have been considered by practitioners. For the scenarios examined, we find
100 including ORV almost always improves cost-effectiveness.

101 **Methods**

102 We used linear programming to determine the optimal combination of canine rabies
103 vaccination methods that will minimize costs for a desired level of vaccination coverage, for a
104 range of scenarios.

105 **Structure and size of dog population**

106 Following [22, 28], we divided the total dog population into three categories: always confined
107 (C), sometimes confined (SC), and never confined (NC). To determine if there were cost
108 savings of ORV we compared optimal solutions where four different methods of vaccination
109 were available (CP, DD, CVR, and ORV), or only the three standard methods (CP, DD, and
110 CVR). The number of dogs and the proportion in each category in a region is most uncertain,
111 so we varied the total population size and proportion of NC dogs to examine a range of
112 scenarios. The usefulness of ORV will depend heavily on the number of NC dogs, and because
113 of this, we merely divided the remaining population evenly between C and SC dogs.

114 **Vaccination costs**

115 For each scenario, we used per dog vaccination costs as input to an optimization routine to
116 identify strategies that minimized the final costs. Per dog vaccination costs were calculated
117 from a selection of mean cost estimates proposed by [28] and specified for the city of
118 Bangalore (see Supplementary material Bang Scen A - OBH - 11d.xlsx from [22]). In some
119 cases, we introduced modifications (e.g., a doubling of the vehicle costs for CVR compared to
120 DD/OVR which might be required with the larger team size). In other cases we estimated
121 quantities that were not provided (see details in Appendix). Since there is considerable
122 uncertainty regarding the exact price of oral baits for use in India [23], we allow the this cost
123 to vary from \$0.50 to \$5.50 in our calculations.

124 We determined personnel costs by setting the team size required for each method as 1, 2,
125 2 and 4 people for CP, DD, ORV and CVR respectively. We then calculated the per dog costs
126 using vaccination rates of 30 dogs/team/day for CP, DD, and CVR methods, and either the
127 same rate for ORV (Table 1), or a rate 50 of dogs/team/day to reflect the faster handling rate
128 of this method (a rate used in [22]). These rates are within the range of those measured in
129 high density urban areas [22]. We then used these costs for the optimization procedure.

130 **Vaccination coverage**

131 The vaccination coverage achieved by these methods is determined by both vaccine efficacy
132 and accessibility of dogs to these various methods. Like Gibson et al. [22] we assume
133 parenteral vaccination has the highest efficacy at 100% chance of rabies immunity, while ORV
134 provides only an 80% chance of immunity. Vaccine accessibility is the probability that a given
135 vaccination method can reach a dog of a given category (see Appendix for more discussion),
136 and was taken from example values in the spreadsheets provided by [22] (see Table 2).
137 However, we also examined the effect of varying accessibility of NC dogs to ORV, and SC dogs
138 to CP.

139 To get maximum possible vaccination coverage for a given method, we multiply the
140 probability of being able to use a given vaccination method on each dog confinement category
141 (Table 2) by vaccination efficacy. For example, ORV can reach 79% of NC dogs (Table 2), but
142 since it has an estimated 80% efficacy once administered, this method has a maximum
143 coverage of 63%. CVR has an accessibility of 64%, and parenteral vaccination provides a 100%
144 immunity, so the maximum coverage rate remains quite similar at 64%.

145 **Optimization**

146 To determine optimal vaccine delivery solutions, we use linear programming. This approach
147 has been used for other similar health care problems (e.g., [29, 30]). Our task is an example of
148 a linear transport problem with multiple constraints.

149 The objective function of a linear programming problem describes the main objective of
150 the decision-maker. In this case, we wish to minimize the per dog costs of vaccination, while
151 maintaining a minimum level of vaccination coverage (see below *Constraints to achieve rabies*
152 *vaccination targets*). To do this, we need to find the optimal number of dogs to vaccinate
153 using each vaccination method.

154 Our objective function is:

$$\min \sum \sum c_j x_{ij},$$

155 where c_j is the cost for each vaccination method, as described above, and x_{ij} is the number of
156 dogs vaccinated in each of the three categories, i by one of the four methods j . Optimal
157 solutions were found using lpSolve, an R [31] interface to the freely available software lp_solve
158 (version 5.5, <https://lpsolve.sourceforge.net/5.5/>).

159 **Constraints to achieve rabies vaccination targets**

160 In addition to minimizing costs, we added constraints to ensure the selected solution met a
161 minimum vaccination target for disease transmission to be halted or at least slowed. For C

162 and SC dog categories, we use 70% as the minimum annual vaccination coverage required for
163 rabies control [17]. We add this constraint as: $\sum x_{ij}v_{ij} \geq 0.7d_i$, where x_{ij} is the number of
164 dogs in category i vaccinated by method j , d_i is the number of dogs in each category in the
165 population, and v_{ij} is the maximum coverage of method j on dog category i , where this
166 quantity includes both accessibility and vaccine efficacy (see above *Vaccination coverage*).

167 Given the example vaccine efficacy and accessibility of ORV and CVR provided by [22]
168 for Bangalore, this 70% vaccination target cannot be met for NC dogs (although this coverage
169 has been met in some studies [22]). However, rabies may have relatively low transmission
170 rates, such that in some populations lower vaccination coverage may be sufficient to
171 substantially reduce economic and DALY impacts. For example, Fitzpatrick et al. [32] predict
172 an 88% reduction in annual human rabies deaths for an ongoing program of canine
173 vaccination that reaches $\sim 13\%$ of the overall dog population. We therefore set the
174 vaccination target for NC dogs at 60%, to fall slightly below the maximum possible coverage
175 for CVR and ORV methods for the example values in [22].

176 **Final costs**

177 We generated optimal solutions (see example in Table 3) for each combination of oral bait
178 price (ranging from \$0.5 to \$5.50), proportion of NC dogs (ranging from 0.05 to 0.99), over a
179 range of total dog population sizes (5,000 - 150,000), with target vaccination thresholds of
180 70% for C and SC dogs, and 60% for NC dogs, where this lower value for NC dogs is close to
181 the maximum possible for either ORV or CVR.

182 After an optimal vaccination strategy was identified, we then calculated the cost of a 30
183 day campaign to yield a final per dog cost. Since we assumed fixed costs did not vary
184 significantly for different optimal strategies that used only CP, DD and CVR, these were not
185 included. However, we include one additional fixed cost for campaigns that included ORV:
186 \$10,000 for an information campaign specific to oral baits (see Appendix). As a result, a
187 strategy identified by the optimization as having the lowest per dog vaccination cost could

188 have a higher final per dog cost than other strategies.

189 Where solutions were possible (see above regarding *Constraints to achieve rabies*
190 *vaccination targets*), we then compared the optimal solution obtained when the four different
191 vaccination methods were available to that where only the three standard methods were used,
192 in order to determine if costs were lowered by incorporating ORV.

193 Results

194 In general, the final cost per dog was reduced with use of ORV if there was a large number of
195 NC dogs. For example, linear optimization suggests that 25,000 NC dogs in a total population
196 of 50,000, ORV use will yield lower per dog costs until a fairly high oral bait cost of \$3.85
197 (Figure 1a). However, lower CVR vehicle costs will push this price threshold lower (Figure
198 1b).

199 We find a similar price threshold across a range of proportion NC dogs in this fixed
200 population size (Figure 2). Unless the oral bait price is greater than roughly 10x the price of
201 the parenteral vaccine, or the proportion of NC dogs is less than ~ 0.2 , ORV use gives lower
202 costs. With a larger population size, or a higher proportion of NC dogs, this price threshold is
203 even higher (e.g., \$4.15 for 150,000 dogs, see Figure 3). However, for very small proportions of
204 NC dogs (e.g., < 0.1) there may be no cost advantage unless the total population is quite
205 large.

206 We categorized the optimal solutions across the range of oral bait price and proportion of
207 NC dogs for a intermediate fixed population size of 50,000 dogs. There are two major
208 categories of solution for NC dogs, but CP vaccination is always suggested for C and SC dogs
209 for the vaccination accessibilities in Table 2. If the oral bait cost is less than the price
210 threshold the optimal strategy is to always use ORV for NC dogs, and CVR otherwise.

211 Changes to ORV accessibility will change the optimal solution. Unsurprisingly, optimal
212 solutions are more likely to include ORV for higher accessibility and lower cost (Figure 4).

213 Interestingly, ORV is part of the optimal solution even when accessibility is low (e.g., 0.5) for
214 moderate bait cost (\$2.50). For example, as ORV accessibility ranges from 0.0 - 0.99 for a
215 population of 50,000 dogs, we find three different optimal strategies: ORV alone when
216 accessibility is greater than 0.75, a combination of ORV and CVR when accessibility is lower
217 and oral bait cost is less than \$3.85, or CVR alone for lower accessibility and higher costs.
218 Similarly, the optimal strategy for other dog categories can vary with changes to vaccination
219 method accessibility. When we allow the CP compliance rate for owners of SC dogs to vary,
220 DD is preferred for low accessibility (Figure 5). We find there are even solutions where use of
221 low cost ORV may be optimal for this category, when the daily vaccination rate for this
222 method is higher than DD.

223 Discussion

224 A renewed commitment to achieve zero human deaths from dog-mediated rabies in India [7]
225 requires effective vaccination solutions. However, this country faces the difficult problem of
226 vaccinating large populations of free-roaming dogs. In cities like Bangalore, recent estimates
227 suggest that the free-roaming population may be as large as 300,000 dogs (Worldwide
228 Veterinary Service Centre, as reported by [33]). Our analysis indicates that for dog
229 populations like these, oral rabies vaccine bait handout (ORV) may minimize costs, while still
230 meeting reasonable vaccination coverage targets. Importantly, we find that ORV can offer
231 significant cost-savings even when the baits themselves cost significantly more than parenteral
232 vaccines, and have lower efficacy.

233 Using cost estimates from previous work [28, 22], we show that ORV becomes more
234 cost-effective as the number of never confined (NC) dogs increases because the only other
235 feasible method for these dogs, catch-vaccinate and release (CVR), usually has higher
236 personnel and equipment costs for the same vaccination coverage. We examined a wide range
237 of per unit prices for oral baits, assuming that initially baits would be imported at high cost,
238 but may have lower costs with future domestic manufacture. In 2020, Wallace et al. [23]

239 suggested a price range of \$2.00-\$4.00 USD while Gibson et al. [22] examined a range from
240 \$1.50-\$2.50. We find that for some scenarios, even prices almost as high as 10x that of
241 parenteral vaccines (~\$3.85) can offer a cost-savings.

242 We note that all cost estimates included here are examples only and will likely vary
243 widely from location to location. We expect the general trend of solutions to hold as long as
244 the ratio of various costs remains similar. For example, reducing the vehicle costs of CVR by
245 50% still suggests that there is a bait price threshold below which ORV will be the best
246 solution. However, if a particular cost category changes significantly relative to others,
247 optimal strategies may change such that ORV is no longer part of the solution.

248 When it is suspected that the number NC dogs is small (e.g., <10% of population of
249 50,000 dogs), it is less clear if ORV should be employed. Unfortunately, dog population
250 estimates are usually poor. There is often little survey data, and estimates are frequently
251 created by using a fixed proportion of the human population. Photo mark-recapture data
252 collection seems quite promising (e.g., [34]) and could be used before the design of a
253 vaccination campaign to estimate the size of free-roaming populations more accurately. Such
254 methods may reveal that different areas in the same urban community have quite different
255 population structures [35], so that more effective methods can be targeted for specific areas,
256 again using optimization (e.g., [30]). However, for large numbers of NC dogs it seems clear
257 that ORV will usually be the best option.

258 Optimal solutions were determined in part by the accessibility of dogs to different
259 methods because of the requirement to meet vaccination coverage targets. Accessibility
260 estimates will also vary widely with location. While we found solutions included an increased
261 use of CVR as ORV accessibility decreased, we strongly suspect that low accessibility to ORV
262 methods is correlated with low accessibility to CVR methods, except perhaps in the case of
263 low bait palatability. We also note that it will be quite difficult to meet 70% vaccination
264 targets for NC dogs with either of these methods, although the recent successes in Goa are

265 inspiring [36]. Therefore, we suggest the efficacy of lower targets for reducing the human
266 burden of disease should be further investigated.

267 Other vaccination accessibility changes can lead to optimal strategies that use ORV for
268 different dog categories. In rural India, Tiwari [21] suggests that dogs are mostly “partially”
269 owned, meaning that a household may claim ownership but not consider themselves
270 responsible for the animal’s vaccination and veterinary care. In Bangalore specifically, there is
271 a higher density of free-roaming dogs in areas with a higher human density and lower average
272 income. Households in this area are also more likely to feed free-roaming dogs [35]. This
273 scenario both increases risks of rabies transmission, and potentially makes it less likely
274 household-associated dogs will be transported to a central location for vaccination, or even
275 encountered during door-to-door vaccination efforts. Owner-driven vaccination programs used
276 elsewhere (e.g., [20]) may not be as effective in these regions. For low CP compliance rates, or
277 low DD probability, optimal solutions can employ low cost ORV for these dogs.

278 Finally, methods not considered here may offer better cost savings. For example, mobile
279 CP methods, where vaccination centers on vehicles move through neighborhoods, combined
280 with DD, may be a better option when ORV costs are high. For fractious dogs, or staff that
281 have not been trained in injection, oral bait handout with a door-to-door access method is
282 another option that may be a reasonable choice. It may even be possible to combine oral
283 contraceptives with the oral rabies vaccine bait, to simultaneously reduce population turnover.

284 In conclusion, pilot projects and analyses have previously suggested that oral baits will
285 make a valuable contribution to India’s campaign to eliminate rabies [24, 22]. We use
286 optimization to demonstrate that even if oral baits are considerably more expensive and less
287 effective than parenteral vaccinates, they may still reduce costs in most scenarios involving
288 free-roaming dogs, while providing very good vaccination coverage. We expect that charitable
289 efforts aimed at providing low cost ORV may be more cost-effective in reducing the human
290 burden of disease than additional efforts directed at PEP.

291 **Supplementary material** See Appendix.

292 **Financial support** This study was funded by Rethink Priorities.

293 **Conflict of interest** The authors declare no conflicts of interest.

294 **Data availability statements** All code used to generate our results can be found on
295 github (see <https://github.com/kcudding/rabies>). In addition, the code requires spreadsheets
296 in the supplementary material from [22] (<http://www.mdpi.com/2414-6366/5/1/47/s1>.)

297 **References**

- 298 1. World Health Organization (2022) Rabies Factsheet. Accessed 24 Oct 2022.
299 <https://www.who.int/news-room/fact-sheets/detail/rabies>
- 300 2. Radhakrishnan S, Vanak AT, Nouvellet P, and Donnelly CA (2020) Rabies as a public
301 health concern in India—a historical perspective. *Tropical Medicine and Infectious*
302 *Disease*; 5:162 doi:10.3390/tropicalmed5040162.
- 303 3. World Health Organization, Food and Agriculture Organization of the United Nations,
304 and World Organisation for Animal Health (2018) Zero by 30: The Global Strategic Plan
305 to End Human Deaths from Dog-Mediated Rabies by 2030. World Health Organization,
306 Geneva. <https://apps.who.int/iris/handle/10665/272756>
- 307 4. World Health Organization (2022) Rabies in India. Accessed 24 Oct 2022.
308 <https://www.who.int/india/health-topics/rabies>
- 309 5. Warrell MJ (2021) Time to revise the strategy for Gavi funding of rabies vaccine? *The*
310 *Lancet*; 397:471–472 doi:10.1016/S0140-6736(21)00220-8.
- 311 6. Mallewa M, Fooks AR, Banda D, Chikungwa P, Mankhambo L, Molyneux E, et al. (2007)

- 312 Rabies encephalitis in malaria-endemic area, Malawi, Africa. *Emerging Infectious Diseases*;
313 13:136–139 doi:10.3201/eid1301.060810.
- 314 7. World Health Organization (2022) Adopt One Health, stop rabies: India launches new
315 national action plan for dog mediated rabies elimination by 2030. Accessed 29 Jan 2023.
316 [https://www.who.int/news/item/25-10-2021-adopt-one-health-stop-rabies-india-launches-](https://www.who.int/news/item/25-10-2021-adopt-one-health-stop-rabies-india-launches-new-national-action-plan-for-dog-mediated-rabies-elimination-by-2030)
317 [new-national-action-plan-for-dog-mediated-rabies-elimination-by-2030](https://www.who.int/news/item/25-10-2021-adopt-one-health-stop-rabies-india-launches-new-national-action-plan-for-dog-mediated-rabies-elimination-by-2030)
- 318 8. Taylor L, Knopf L, and Partners for Rabies Prevention (2015) Surveillance of human
319 rabies by national authorities—a global survey. *Zoonoses and Public Health*; 62:543–552
320 doi:10.1111/zph.12183.
- 321 9. Taylor LH, Hampson K, Fahrion A, Abela-Ridder B, and Nel LH (2017) Difficulties in
322 estimating the human burden of canine rabies. *Acta Tropica*; 165:133–140
323 doi:10.1016/j.actatropica.2015.12.007.
- 324 10. Hampson K, Coudeville L, Lembo T, Sambo M, Kieffer A, Attlan M, et al. (2015)
325 Estimating the global burden of endemic canine rabies. *PLoS Neglected Tropical Diseases*;
326 9:e0003709 doi:10.1371/journal.pntd.0003709.
- 327 11. World Health Organization (2022) Rabies. Accessed 31 Oct 2022.
328 <https://www.who.int/health-topics/rabies>
- 329 12. Knobel DL, Cleaveland S, Coleman PG, Fèvre EM, Meltzer MI, Miranda MEG, et al.
330 (2005) Re-evaluating the burden of rabies in Africa and Asia. *Bulletin of the World Health*
331 *Organization*; 83:360–368.
- 332 13. World Health Organization, Food and Agriculture Organization of the United Nations,
333 and World Organisation for Animal Health (2019) United against rabies collaboration first
334 annual progress report: Global strategic plan to end human deaths from dog-mediated
335 rabies by 2030. Geneva, Switzerland; .
336 <https://www.who.int/publications/i/item/WHO-CDS-NTD-NZD-2019.04>

- 337 14. Elser JL, Hatch BG, Taylor LH, Nel LH, and Shwiff SA (2018) Towards canine rabies
338 elimination: Economic comparisons of three project sites. *Transboundary and Emerging*
339 *Diseases*; 65:135–145 doi:10.1111/tbed.12637.
- 340 15. Mindekem R, Lechenne MS, Naissengar KS, Oussiguéré A, Kebkiba B, Moto DD, et al.
341 (2017) Cost description and comparative cost efficiency of post-exposure prophylaxis and
342 canine mass vaccination against rabies in N’Djamena, Chad. *Frontiers in Veterinary*
343 *Science*; 4:38 doi:10.3389/fvets.2017.00038.
- 344 16. World Health Organization Rabies Modelling Consortium (2020) Zero human deaths from
345 dog-mediated rabies by 2030: Perspectives from quantitative and mathematical modelling.
346 *Gates Open Research*; 3:1564 doi:10.12688/gatesopenres.13074.2.
347 <https://www.ncbi.nlm.nih.gov/pmc/articles/PMC7308633/>
- 348 17. Coleman PG and Dye C (1996) Immunization coverage required to prevent outbreaks of
349 dog rabies. *Vaccine*; 14:185–186 doi:10.1016/0264-410X(95)00197-9.
- 350 18. Arief RA, Hampson K, Jatikusumah A, Widyastuti MD, Basri C, Putra AA, et al. (2017)
351 Determinants of vaccination coverage and consequences for rabies control in bali,
352 indonesia. *Frontiers in veterinary science*; 3:123 doi:10.3389/fvets.2016.00123.
- 353 19. Morters MK, Restif O, Hampson K, Cleaveland S, Wood JL, and Conlan AJ (2013)
354 Evidence-based control of canine rabies: a critical review of population density reduction.
355 *Journal of animal ecology*; 82:6–14 doi:10.1111/j.1365-2656.2012.02033.x.
- 356 20. Vigilato MA, Cosivi O, Knöbl T, Clavijo A, and Silva HM (2013) Rabies update for Latin
357 America and the Caribbean. *Emerging Infectious Diseases*; 19:678–679
358 doi:10.3201/eid1904.121482.
- 359 21. Tiwari HK (2019) Free roaming dog population, community perception and control of dog
360 related rabies: The Indian story. Ph.D. thesis Murdoch University.
- 361 22. Gibson AD, Wallace RM, Rahman A, Bharti OK, Isloor S, Lohr F, et al. (2020)

- 362 Reviewing solutions of scale for canine rabies elimination in India. *Tropical Medicine and*
363 *Infectious Disease*; 5:47 doi:10.3390/tropicalmed5010047.
- 364 23. Wallace RM, Cliquet F, Fehlner-Gardiner C, Fooks AR, Sabeta CT, Setién AA, et al.
365 (2020) Role of oral rabies vaccines in the elimination of dog-mediated human rabies deaths.
366 *Emerging Infectious Diseases*; 26:e201266 doi:10.3201/eid2612.201266.
- 367 24. Gibson AD, Yale G, Vos A, Corfmatt J, Airikkala-Otter I, King A, et al. (2019) Oral bait
368 handout as a method to access roaming dogs for rabies vaccination in Goa, India: A proof
369 of principle study. *Vaccine: X*; 1:100015 doi:10.1016/j.jvacx.2019.100015.
- 370 25. Rupprecht CE, Kuzmin IV, Yale G, Nagarajan T, and Meslin FX (2019) Priorities in
371 applied research to ensure programmatic success in the global elimination of canine rabies.
372 *Vaccine*; 37:A77–A84.
- 373 26. World Health Organization Consultation on Field Application of Oral Rabies Vaccine for
374 Dogs, World Health Organization Division of Emerging and other Communicable Diseases
375 Surveillance and Control, and World Organisation for Animal Health (1998) Field
376 application of oral rabies vaccine for dogs : Report of a WHO consultation.
377 <https://apps.who.int/iris/handle/10665/65519>
- 378 27. Slate D, Chipman R B, Rupprecht C E, and DeLiberto T (2002) Oral rabies vaccination:
379 A national perspective on program development and implementation. *Proceedings of the*
380 *Vertebrate Pest Conference*; 20:232–240.
- 381 28. Wallace RM, Undurraga EA, Gibson A, Boone J, Pieracci EG, Gamble L, et al. (2019)
382 Estimating the effectiveness of vaccine programs in dog populations. *Epidemiology &*
383 *Infection*; 147:1–12 doi:10.1017/S0950268819001158.
- 384 29. Earnshaw SR, Richter A, Sorensen SW, Hoerger TJ, Hicks KA, Engelgau M, et al. (2002)
385 Optimal allocation of resources across four interventions for type 2 diabetes. *Medical*
386 *Decision Making*; 22:80–91.

- 387 30. Diamante EO, Herrada NJ, Lachica ZPT, Oguis GFR, and Alviola IV P (2021) Cost
388 optimization of the intensified rabies control program in Davao City, Philippines using
389 linear programming. *Philippine Journal of Science*; 150:683–694.
- 390 31. R Core Team (2022) R : A Language and Environment for Statistical Computing.
391 Publisher: R Foundation for Statistical Computing, Vienna, Austria.
392 <https://www.R-project.org/>
- 393 32. Fitzpatrick MC, Shah HA, Pandey A, Bilinski AM, Kakkar M, Clark AD, et al. (2016)
394 One Health approach to cost-effective rabies control in India. *Proceedings of the National
395 Academy of Sciences*; 113:14574–14581 doi:10.1073/pnas.1604975113.
- 396 33. Sharma M (2019) Steep rise in stray dogs in Bengaluru, shows census. Accessed 2022 Oct
397 22. [https://www.deccanherald.com/city/focus-bengaluru/steep-rise-in-stray-dogs-in-
398 bengaluru-shows-census-788491.html](https://www.deccanherald.com/city/focus-bengaluru/steep-rise-in-stray-dogs-in-bengaluru-shows-census-788491.html)
- 399 34. Tiwari HK, Robertson ID, O’Dea M, and Vanak AT (2019) Demographic characteristics
400 of free-roaming dogs (FRD) in rural and urban India following a photographic
401 sight-resight survey. *Scientific Reports*; 9:16562 doi:10.1038/s41598-019-52992-y.
- 402 35. Bhalla SJ, Kemmers R, Vasques A, and Vanak AT (2021) ‘Stray appetites’: A
403 socio-ecological analysis of free-ranging dogs living alongside human communities in
404 Bangalore, India. *Urban Ecosystems*; 24:1245–1258 doi:10.1007/s11252-021-01097-4.
- 405 36. Gibson A, Yale G, Corfmat J, Appupillai M, Gigante C, Lopes M, et al. (2022)
406 Elimination of human rabies in Goa, India through an integrated One Health approach.
407 *Nature Communications*; 13:2788.

Cuddington & McAuliffe

Table 1: Per dog vaccination costs calculated using estimates from [22] with differences noted in the Methods

Item	Cost per dog (USD)
Vaccines (Parenteral)	0.40
Vaccines (Oral)	0.50-5.50
Syringes and needles (CP/DD/CVR)	0.13
Vaccination certificates (CP/DD)	0.05
Dog marking (CVR/ORV)	0.03
CP technicians (1 per dog)	0.40
CVR technicians (4 per dog)	1.47
DD/ORV technicians (2 per dog)	0.87
CVR driver	0.27
CVR vehicle rental & fuel	2.00
DD/ORV vehicle rental & fuel	1.00
CP/DD bite PEP (1 in 2,000)	0.05
CVR bite PEP (1 in 500)	0.20
ORV bite PEP (1 in 1,000)	0.10

Cuddington & McAuliffe

Table 2: Example of vaccination accessibility from [22]

	CP	DD	CVR	ORV
C	0.95	0.95	0.05	0.05
SC	0.80	0.80	0.70	0.95
NC	0.05	0.10	0.64	0.79

Cuddington & McAuliffe

Table 3: Optimal vaccination strategy for a population of 50,000 dogs with 48% NC, oral bait cost of \$2.50 with other costs as given in Table 1 and vaccination accessibility as given in Table 2.

	C	SC	NC
Total dogs	13000	13000	24000
Target coverage	70%	70%	60%
Number of vaccinations needed			
CP	9579	11375	0
DD	0	0	0
CVR	0	0	0
ORV	0	0	22785

Cuddington & McAuliffe

408 List of Figures

- 409 1 Final per dog costs for vaccination campaigns with and without the use of oral
410 rabies vaccine bait handout (ORV) for a dog population of 50,000, where the
411 number of never confined dogs (NC) is either 50% or 10% of the population,
412 and the catch-vaccinate-release (CVR) vehicle costs are either as given in Table
413 1 (a), or one-half this value (b). Horizontal dashed lines give the final per dog
414 cost without ORV, while solid lines show how final per dog costs increase with
415 bait cost. The intersection of the lines gives the bait cost at which the strate-
416 gies have the same final per dog costs
- 417 2 Difference between final per dog costs for optimal vaccination strategies with-
418 out and with oral rabies vaccine handout (ORV) for a total dog population of
419 50,000 with varying proportions of never confined (NC) dogs and oral bait cost,
420 and other costs as given in Table 1. Negative values indicate the reduction in
421 final per dog cost when using OVR
- 422 3 Maximum cost per oral bait at which there would no longer be a cost advantage
423 of using oral rabies vaccine bait handout (ORV) for costs as given in Table
424 1, accessibility as in Table 2, and a range of total dog population sizes and
425 different proportions of never confined (NC) dogs. Vertical line shows outcomes
426 for a population size of 50,000 dogs used for other figures
- 427 4 Most cost-effective vaccination strategies for never confined (NC) dogs with
428 the constraint of 60% vaccination coverage. Shaded areas and text indicate
429 whether the optimal strategy is to use oral rabies vaccine bait handout (ORV),
430 catch-vaccinate-release (CVR) or a mixed strategy as oral bait cost and OVR
431 vaccination accessibility vary. Other costs as given in Table 1, and CVR accessi-
432 bility is fixed at 0.64. We show the scenario where NC dogs comprise 50% of a
433 total dog population of 50,000
- 434 5 Most cost-effective vaccination strategies for sometimes confined (SC) dogs with
435 the constraint of 70% coverage. Shaded areas and text indicate whether the
436 optimal strategy is to use central point (CP), door-to-door (DD), oral rabies
437 vaccine bait handout (ORV) or mixed strategies as oral bait cost and CP vacci-
438 nation accessibility vary, where the ORV vaccination rate is faster than DD and
439 CP at 50 dogs/team/day. We show the scenario where SC dogs comprise 50%
440 of a total dog population of 50,000

Cuddington & McAuliffe

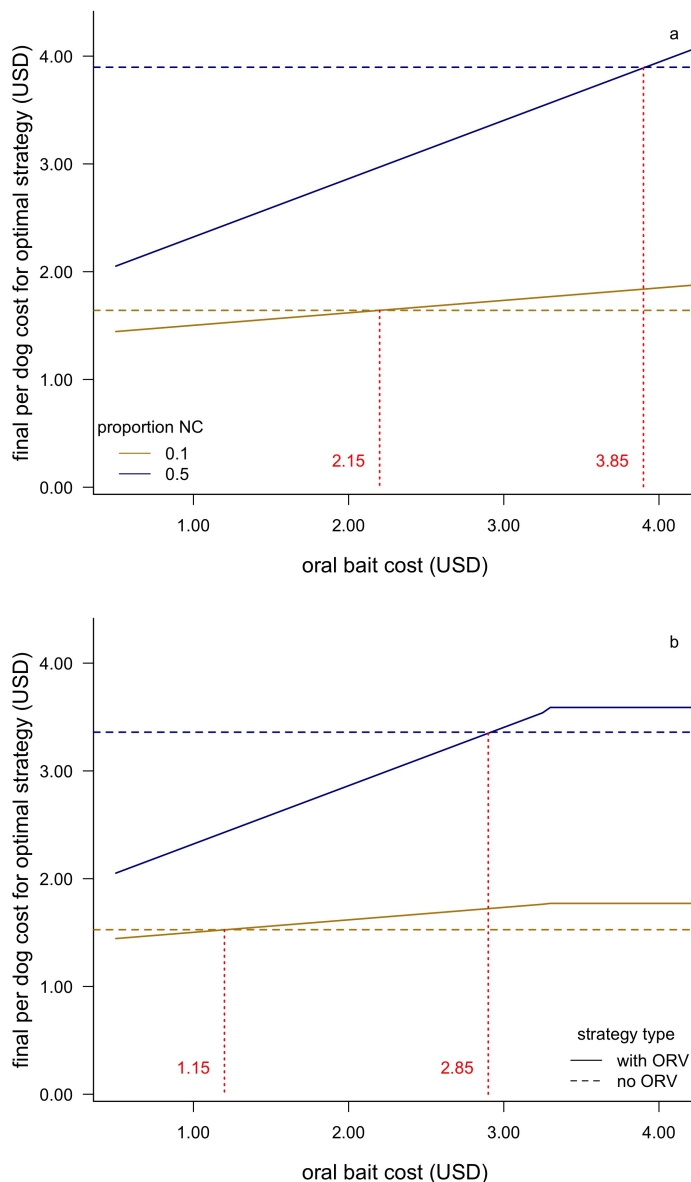


Figure 1: Final per dog costs for vaccination campaigns with and without the use of oral rabies vaccine bait handout (ORV) for a dog population of 50,000, where the number of never confined dogs (NC) is either 50% or 10% of the population, and the catch-vaccinate-release (CVR) vehicle costs are either as given in Table 1 (a), or one-half this value (b). Horizontal dashed lines give the final per dog cost without ORV, while solid lines show how final per dog costs increase with bait cost. The intersection of the lines gives the bait cost at which the strategies have the same final per dog costs

Cuddington & McAuliffe

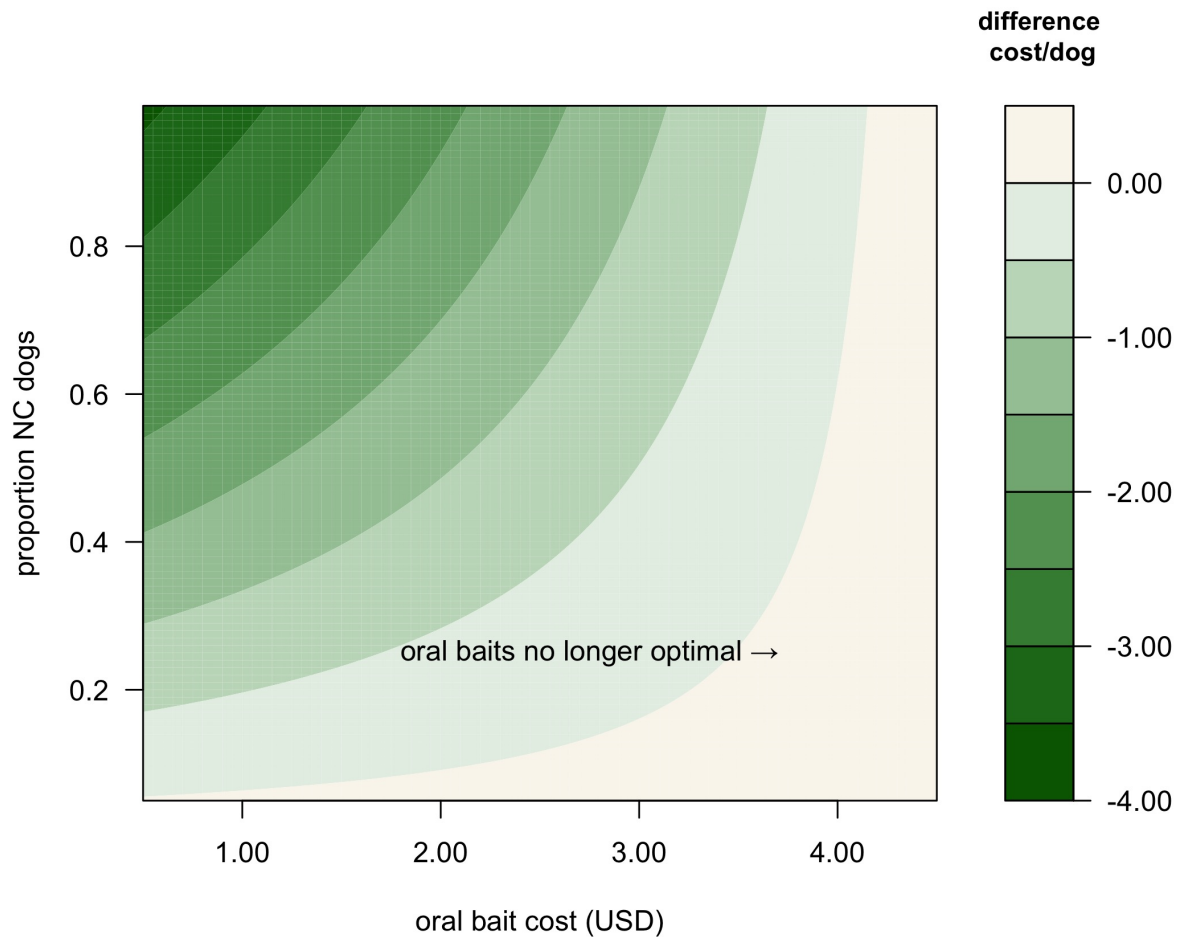


Figure 2: Difference between final per dog costs for optimal vaccination strategies without and with oral rabies vaccine handout (ORV) for a total dog population of 50,000 with varying proportions of never confined (NC) dogs and oral bait cost, and other costs as given in Table 1. Negative values indicate the reduction in final per dog cost when using OVR

Cuddington & McAuliffe

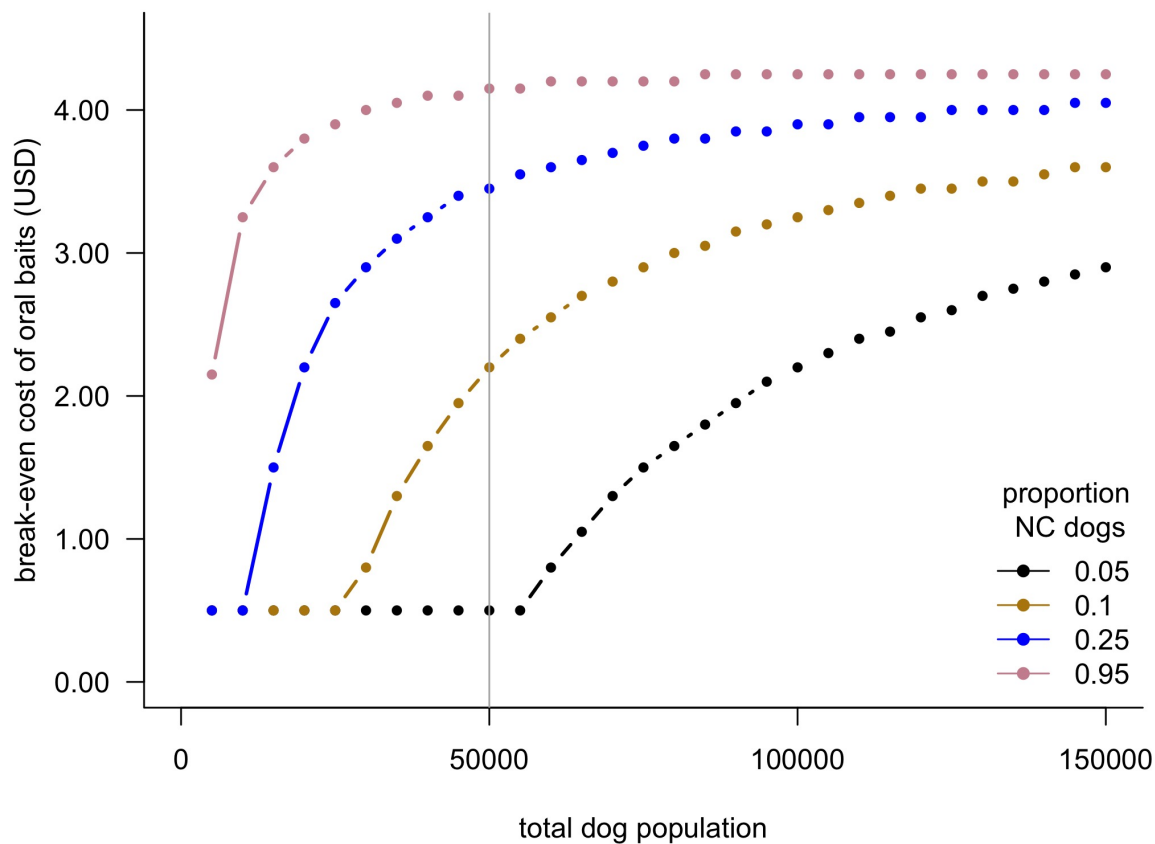


Figure 3: Maximum cost per oral bait at which there would no longer be a cost advantage of using oral rabies vaccine bait handout (ORV) for costs as given in Table 1, accessibility as in Table 2, and a range of total dog population sizes and different proportions of never confined (NC) dogs. Vertical line shows outcomes for a population size of 50,000 dogs used for other figures

Cuddington & McAuliffe

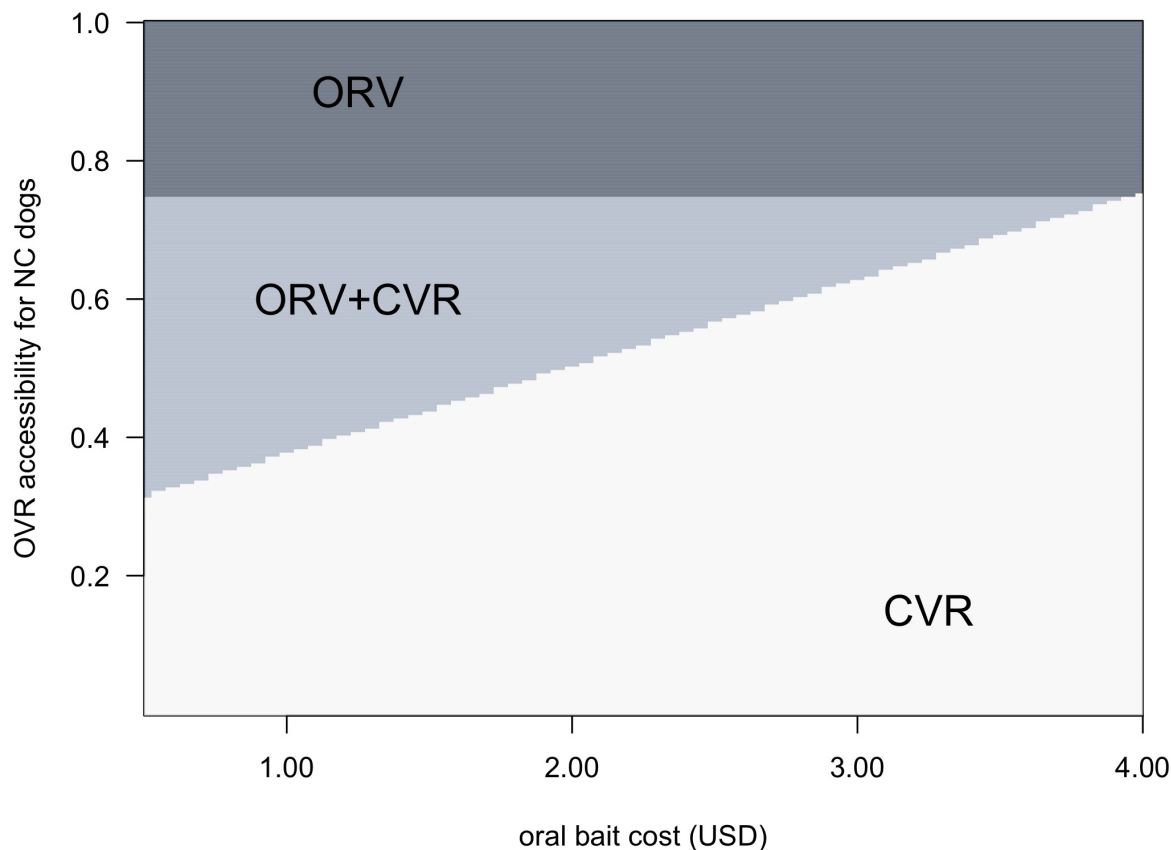


Figure 4: Most cost-effective vaccination strategies for never confined (NC) dogs with the constraint of 60% vaccination coverage. Shaded areas and text indicate whether the optimal strategy is to use oral rabies vaccine bait handout (ORV), catch-vaccinate-release (CVR) or a mixed strategy as oral bait cost and OVR vaccination accessibility vary. Other costs as given in Table 1, and CVR accessibility is fixed at 0.64. We show the scenario where NC dogs comprise 50% of a total dog population of 50,000

Cuddington & McAuliffe

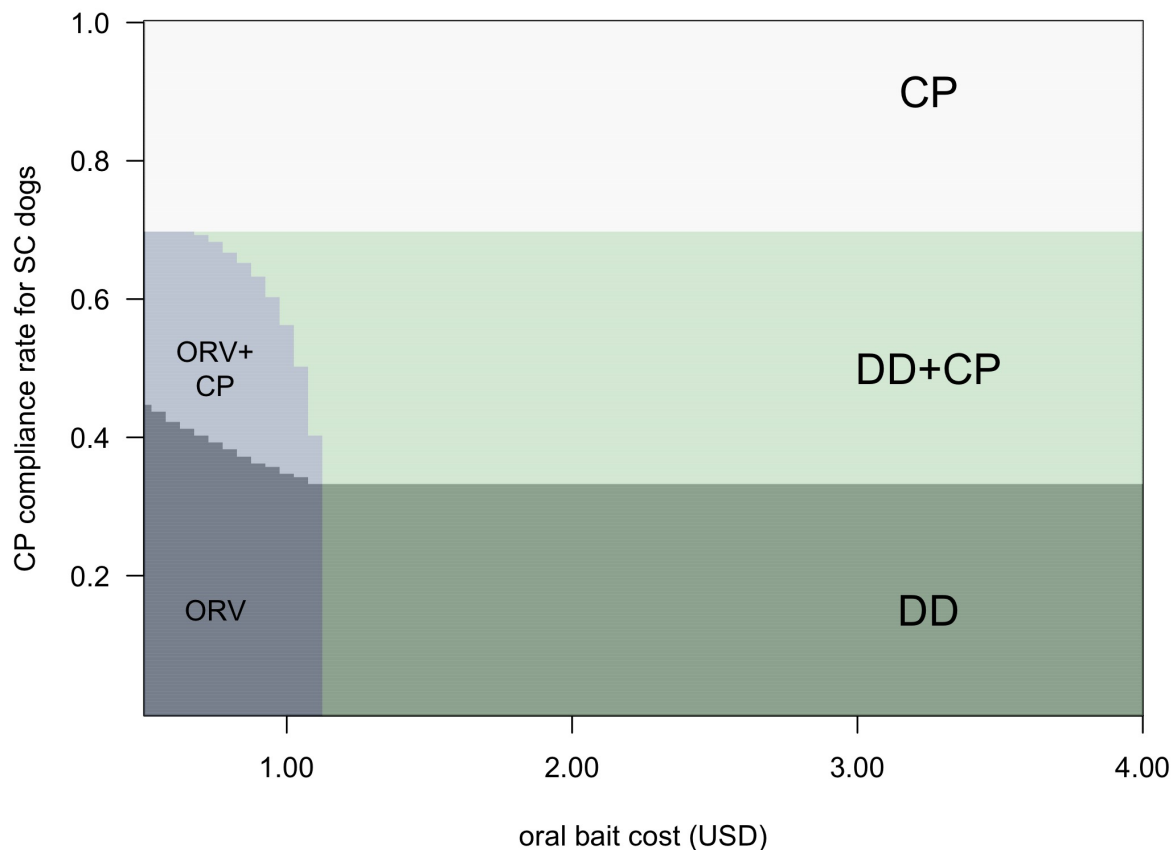


Figure 5: Most cost-effective vaccination strategies for sometimes confined (SC) dogs with the constraint of 70% coverage. Shaded areas and text indicate whether the optimal strategy is to use central point (CP), door-to-door (DD), oral rabies vaccine bait handout (ORV) or mixed strategies as oral bait cost and CP vaccination accessibility vary, where the ORV vaccination rate is faster than DD and CP at 50 dogs/team/day. We show the scenario where SC dogs comprise 50% of a total dog population of 50,000

441 **Appendix 1: Detailed methods for Cuddington and McAuliffe, Optimizing**
442 **rabies vaccination of dogs in India**

443 **Model formulation**

444 We use linear optimization on per dog vaccination costs to identify cost-minimizing strategies
445 with the constraint that the solution maintains the desired vaccination coverage, for a range of
446 scenarios (see main text).

447 **Detailed vaccination costs**

448 Some costs for consumables in Gibson et al. [1] were already provided on a per dog cost (e.g.,
449 vaccines, syringes, certificates and dog marking). Costs that were not be expressed per dog
450 included vehicle rentals, equipment and staff wages that would scale with a given number of
451 vaccinations (e.g., the costs of CVR include among other things, the cost of renting a van, the
452 budgeted expense of treating employees that received a bite, and the salary of a driver).

453 Using the estimated daily wage, team size and vaccination rates (see main text) we can
454 then calculate the per dog cost of personnel. Naturally these costs may vary wildly with
455 location, but we confirmed that the rates used by Gibson et al. [1] (i.e. \$12, \$13, \$11, \$13
456 daily wage for technicians using CP, DD, CVR and OVR vaccination respectively, and \$8 for
457 the driver) were reasonable (about double the current minimum wage for skilled worked in the
458 state of Karnataka, [2]).

459 The per dog rate of other expenses such as CP/DD Bite PEP can be calculated from the
460 rates provided (1 in 2,000). A separate rate for ORV was not provided, but we assumed the
461 same cost as CP/DD PEP with a higher rate (1 in 1,000), but a lower rate than CVR PEP (1
462 in 500). We assumed that vaccination certificates would only be provided for CP and DD
463 dogs, and dog marking (e.g., paint or similar) would be completed only for CVR and ORV
464 dogs (see Table 1).

465 While DD and ORV vaccination requires a team of two and minimal equipment than can

466 be transported on a small vehicle like a moped, CVR requires a lot of equipment and a vehicle
467 that can transport 4-5 people. Therefore unlike Gibson et al. [1], we differentiate the vehicle
468 rental costs and assume that the larger vehicle for CVR will cost 2 times more (\$30 USD/day)
469 than a vehicle required for DD and OBR (\$15/day), and will require twice the amount of
470 gasoline. We believe this is an underestimate of required vehicle costs, since our informal
471 online search of rental agencies suggests moped rentals will range from \$3 to \$7 USD per day,
472 passenger cars \$25-85 and larger minivan ~\$100. Therefore, while not included in this analysis,
473 if mopeds could indeed be used for DD and ORV, and a larger vehicle such as a minivan was
474 needed for CVR, the costs would differ by a factor of 10. Note that when the faster
475 vaccination rate of 50 dogs/team/day for ORV is used, the per dog cost of personnel and
476 vehicle rental for DD and ORV methods will differ from Table 1.

477 Wallace et al. [3] notes that the WHO suggests the use of oral baits requires information
478 campaigns, as well as surveillance systems capable of detecting unintended vaccine exposures,
479 which could add additional unknown costs to such a campaign. This recommendation for
480 surveillance seems to relate more to the case where oral baits are broadcast in the
481 environment rather than handed out to individual dogs. In addition, recent developments in
482 these vaccines make adverse effects on accidental exposure very unlikely [4]. Nonetheless, we
483 included one additional fixed cost for vaccination campaigns that included oral baits: \$10000
484 for dissemination regarding the deployment of oral baits. This value was based on estimates
485 from Gibson et al. [1] for a more general advertising campaign, and included costs for 10000
486 pieces of printed information and 30 days of radio or car loudspeaker announcements.

487 There are no differences in costs noted by these authors with respect to using the
488 different methods for different classes of dogs. Using these estimates we obtain a per dog
489 vaccination cost of \$1.03, \$2.50, \$5.36-\$6.36, for CP, DD and CVR methods respectively, and
490 a range of \$1.75-\$7.50 for ORV. Thus, the cost of central point vaccination (CP) for a
491 never-confined dog (NC), is given as the same for an always-confined (C) dog. The difference
492 in using these methods for different categories is accounted for in an accessibility metric (see

493 below *Detailed vaccination method coverage*).

494 **Detailed vaccination method coverage** We use the vaccine accessibility values provided
495 by Gibson et al. [1] for the city of Bangalore (Table 2), but 1. the vaccine accessibility values
496 will depend on the particular location, and 2. their meaning lies in the exact method of
497 implementation. For example, Gibson et al. [1] indicates that CP and DD campaigns will have
498 a higher probability of reaching C and SC dogs, and estimates a 5% chance of vaccinating an
499 always confined (C) dog with an oral bait handout. However, it is of course entirely possible
500 to have a door-to-door campaign that employs oral baits instead of injections, and it may be
501 cheaper and more effective to do so if trained personnel to administer injections are too costly,
502 or the probability of owners responding to calls to attend CP vaccination locations is too low.
503 We allow NC ORV and SC CP vaccine accessibility to vary in our analysis to address the first
504 point, but have not included more hybrid strategies such as the use of oral baits in a
505 door-to-door campaign.

506 In the main text we note that it is not possible to meet a 70% coverage target with the
507 values provided by [1], and so set the coverage target for NC dogs at 60%. We note that
508 another option is to set a 70% vaccination target for the combined transmission category of
509 free-roaming dogs which includes both NC and SC dogs, as well as 70% of C dogs. Solutions
510 that meet this constraint can only be found where NC dogs comprise <50% of the population,
511 if only one vaccination attempt is made per dog, and the remaining dog population is divided
512 evenly between SC and C dogs.

513 **Optimization with probabilistic constraints**

514 We also investigated solutions where the probability of reaching the specified vaccination
515 constraints was met with either a 20% probability or a 70% probability, on the grounds that
516 lower probabilities of meeting vaccination targets may be sufficient for significant positive
517 impact as suggested by Fitzpatrick et al. [5].

518 To incorporate a probabilistic approach to meeting vaccination targets, we use a chance
519 constraint optimization procedure [e.g., 6]. We impose the constraint that for each dog
520 category, i ,

$$P\left(\sum x_{ij}v_{ij} \geq \zeta_i\right) \geq p,$$

521 where ζ_i is the number of vaccinated dogs required to achieve the desired vaccination coverage
522 for that category (e.g., $0.7d_i$), and p is a given probability.

523 Then, we can relax the probabilistic problem into the equivalent deterministic problem by
524 using the appropriate probability density function and substituting the left hand side of the
525 constraint with a deterministic expression. If we assume that ζ_i is normally distributed with
526 mean μ_i and variance σ_i^2 , we can transform the constraint for each i into

$$P\left(\sum x_{ij}v_{ij}\right) \geq \mu_i + \sigma_i q_p,$$

527 where q_p is the p -quantile of the standard normal distribution. We then assume that the dog
528 population estimates were normally distributed with means as previously indicated and
529 variance set as 20% of the mean. After this, we then solve as usual for a given p . However, we
530 note that issues with convexity and stability can mean that small changes in the actual
531 density function could cause major changes in the optimal solution.

532 However, introducing probabilistic constraints on meeting the vaccination targets did not
533 introduce any differences in the optimal strategies. As expected, achieving a higher probability
534 of success requires vaccinating more dogs. For instance, in a population of 50,000, we will
535 need to vaccinate ~10% more dogs (5500-6400) to have 70% probability of meeting our
536 coverage targets, versus having only a 20% probability of doing so.

537 **References**

- 538 1. Gibson AD, Wallace RM, Rahman A, Bharti OK, Isloor S, Lohr F, et al. (2020) Reviewing
539 solutions of scale for canine rabies elimination in India. *Tropical Medicine and Infectious*
540 *Disease*; 5:47 doi:10.3390/tropicalmed5010047.
- 541 2. UCSG (2022) Karnataka minimum wages for the year 2022-23. Accessed 2023 Jan 28.
542 <https://unitedconsultancy.com/karnataka-minimum-wages-for-the-year-2022-23/>
- 543 3. Wallace RM, Undurraga EA, Gibson A, Boone J, Pieracci EG, Gamble L, et al. (2019)
544 Estimating the effectiveness of vaccine programs in dog populations. *Epidemiology &*
545 *Infection*; 147:1–12 doi:10.1017/S0950268819001158.
- 546 4. Yale G, Lopes M, Isloor S, Head JR, Mazeri S, Gamble L, et al. (2022) Review of oral
547 rabies vaccination of dogs and its application in India. *Viruses*; 14:155
548 doi:10.3390/v14010155.
- 549 5. Fitzpatrick MC, Shah HA, Pandey A, Bilinski AM, Kakkar M, Clark AD, et al. (2016) One
550 Health approach to cost-effective rabies control in India. *Proceedings of the National*
551 *Academy of Sciences*; 113:14574–14581 doi:10.1073/pnas.1604975113.
- 552 6. Geletu A, Klöppel M, Zhang H, and Li P (2013) Advances and applications of
553 chance-constrained approaches to systems optimisation under uncertainty. *International*
554 *Journal of Systems Science*; 44:1209–1232 doi:10.1080/00207721.2012.670310.