

1 Safety and Effectiveness of SA58 Nasal Spray against SARS-CoV-2 family

2 transmission: an exploratory single-arm trial

3 Lianhao Wang^{1*}, Rui Song^{2*}, Yuansheng Hu^{3*}, Gang Zeng³, Keqiang Sun¹, Jianfeng Wang³,
4 Yafeng Bao¹, Yun'ao Zhou², Long Cheng², Can Wu¹, Junfan Pu¹, Xing Han³, Junlan Wu¹,
5 Ronghua Jin^{2#}, Qiang Gao^{1#}

6

7 1. Sinovac Life Sciences Co., Ltd., Beijing, P. R. China

8 2. Beijing Ditan Hospital, Capital Medical University, Beijing, P. R. China

9 3. Sinovac Biotech Co., Ltd., Beijing, P. R. China

10

11 *The first three authors contributed equally to this paper.

12

13 #Corresponding to:

14 Ronghua Jin, Beijing Ditan Hospital, Capital Medical University, Beijing 100102, China.

15 Electronic address: ronghuajin_youan@126.com.

16 Qiang Gao, No. 21, Tianfu St, Daxing Biomedicine Industrial Base of Zhongguancun Science

17 Park, Daxing District, Beijing, P.R.China. E-mail: gaog@sinovac.com

18

19 Word count of the abstract: 183 words.

20 Word count of the text: 3277 words.

Funding: This study was funded by Sinovac Life Sciences Co., LTD.

Potential conflict of interest: Lianhao Wang, Keqiang Sun, Yafeng Bao, Can Wu, Junfan Pu, Junlan Wu and Qiang Gao are employees of Sinovac Life Sciences Co., Ltd. Yuansheng Hu, Gang Zeng, Jianfeng Wang and Xing Han are employees of Sinovac Biotech Co., Ltd.

1 ABSTRACT

2 **Background:** This study has assessed the protective effect of a new Anti-COVID-19 SA58 Nasal

3 Spray (SA58 Nasal Spray) against SARS-CoV-2 infection under continuous exposure.

4 **Methods:** This is an exploratory open-label, single-arm trial. To evaluate the safety and

5 effectiveness of SA58 against SARS-CoV-2 family transmission, SA58 was administered to all

6 enrolled family contacts at 3~6-hour intervals. The frequency of administration and adverse events

7 (AEs) were self-reported by online questionnaire, and RT-PCR tests were used to diagnose

8 SARS-CoV-2 infection. The effectiveness was assessed in comparison to a contemporaneous

9 control group whose information was collected through three follow-up visits. Total effectiveness

10 and single-day effectiveness were calculated.

11 **Results:** The incidence of SARS-CoV-2 infection was 62.9% (44/70) in the experimental group

12 and 94.8% (343/362) in the control group. Using SA58 nasal spray at least three times per day

13 could possibly reduce the risk of household transmission of SARS-CoV-2 by 46.7%~56.5%. The

14 incidence of AEs was 41.4% and the severity of all AEs was mild.

15 **Conclusion:** Even under the scenario of continuous exposure to SARS-CoV-2, SA58 nasal spray

16 remained effective in blocking viral transmission and was well tolerated.

17 **Keywords:** SA58 Nasal Spray, household transmission, SARS-CoV-2, broad-spectrum

18 neutralizing antibody, clinical study

1 BACKGROUND

2 The past three years saw the development of various types of vaccines against COVID-19 at an
3 unprecedented pace, with 13 vaccines having been added to the WHO emergency use list[1].
4 However, efficacy of all types of COVID-19 vaccines is progressively declining with the constant
5 variation of SARS-CoV-2, especially efficacy against infection[2, 3]. Worldwide, the Omicron
6 variant pandemic has further confirmed its greatly increased ability of transmissibility and
7 immune escape[4]. A cohort study from England showed that the risk of severe outcomes is
8 substantially lower for Omicron than for Delta and a significant variation with age[5].
9 Surveillance data from Hongkong also indicated that Omicron was associated with a lower rate of
10 severe symptoms and mortality in healthy adults and adolescents who had received 2 or more
11 doses of vaccine, but these rates remained high in the elderly and in people with underlying
12 medical conditions[6]. Therefore, we still need to further explore ways to prevent COVID-19
13 infection, especially with a broad-spectrum vaccine or a drug that could protect against as many
14 variants as possible.

15 Neutralizing antibodies, which could effectively block virus entry into host cells, are urgently
16 needed for intervention against COVID-19[7]. However, numerous approved neutralizing
17 antibodies are designed to target the S protein structure of SARS-CoV-2 in binding cells[8]. Thus,
18 the effectiveness of neutralizing antibodies is limited by the sensitivity of the predominant
19 circulating strains to these neutralizing antibodies due to their rapid mutation[9]. With the
20 worldwide transmission of Omicron, all neutralizing antibodies used for the treatment of
21 COVID-19 were virtually ineffective, especially when patients were infected by subvariants of BQ

1 and XBB[10]. Therefore, the development of broad-spectrum neutralizing antibodies which could
2 effectively neutralize current and future major variants, has become one of the potentially
3 alternative strategies to reduce mortality of COVID-19.

4 SA58 Nasal Spray, a broad-spectrum anti-COVID-19 candidate mAb, is developed by Sinovac
5 Life Sciences Co., Ltd. It has been shown to potently neutralize ACE2-utilizing sarbecoviruses,
6 including circulating Omicron subvariants in in vitro neutralizing and in animal challenge
7 studies[11]. Two previous IITs (investigator-initiated trials) have indicated that the effectiveness
8 against SARS-CoV-2 infection of SA58 nasal spray was 77.7% (95% CI: 52.2% - 89.6%) and
9 61.83% (95%CI 37.50%-76.69%) in people with non-continuous exposure to COVID-19
10 separately, and the safety results indicated that the SA58 Nasal Spray was well tolerated[12, 13].

11 The government of China announced to adjust the dynamic zero-Covid policy in December 2022,
12 which means many Chinese people would get SARS-CoV-2 in a very short period. The
13 implementation of home quarantine policy has also led to a greatly increased risk of household
14 transmission. Considering that continuous exposure to COVID-19 is one of the high-risk settings
15 for transmission of SARS-CoV-2, we recruited families within Sinovac staffs and their relatives or
16 friends who had at least one COVID-19 case in their families and in whom all members were
17 willing to use SA58 nasal spray. Considering that Sinovac employees are vulnerable subjects in
18 this research, only those who spontaneously contact with the Sinovac's clinical R&D center could
19 be recruited. The personal information of subjects is also strictly confidential to ensure that it will
20 not be disclosed. In order to figure out the characteristics of SARS-CoV-2 in a setting of
21 household transmission, we also conducted three telephone follow-up visits for SARS-CoV-2

infected households without using SA58 nasal spray as an external control group. The aim of this study is to evaluate the effectiveness of SA58 nasal spray against SARS-CoV-2 infection in the scenario of continuous (intra-family) exposure to COVID-19.

METHODS

Study design

This exploratory, open-labeled, single-arm study evaluated the effectiveness and safety of the SA58 nasal spray in household transmission in Beijing, China. In the experimental group, we recruited 62 families among Sinovac's employees and their friends or relatives from Nov 9th to Nov 24th, 2022. In the control group, we recruited 154 families whose member had already been infected with SARS-CoV-2 (confirmed by RT-PCR or antigen test) and had not used SA58 nasal spray. We conducted three telephone follow-up visits on Nov 13th, Nov 17th and Nov 22nd, 2022, respectively, for these families to figure out the characteristics of household transmission. All participants in this study were voluntary and fully informed consent before enrollment. The clinical trial protocol and informed consent form were approved by the Ethics Committee of Beijing Ditan Hospital, Capital Medical University (Reference No. DTEC-YW2022-024-01). The study was registered with ClinicalTrials.gov (NCT05667714).

Experimental group

Eligible participants were healthy adults who were willing to sign informed consent with legal identification. The inclusion criteria included (1) at least one family member had a positive result by RT-PCR or antigen test of SARS-CoV-2 within the previous 72 hours from Nov 9th to Nov 25th, 2022. (2) all members were willing to participate in this study and use the SA58 nasal spray. The

1 exclusion criteria included 1) individuals with known history of severe allergies or reaction to any
2 component of inhaled SA58 nasal spray. (2) those currently pregnant, lactating, or expected to be
3 pregnant during the study period. (3) those who participated in any kind of clinical trials of
4 SARS-CoV-2 neutralizing antibody injections in the preceding 180 days before screening. (5)
5 were unable to take nasal spray inhalation. (6) had severe neurological disease (e.g., epilepsy,
6 convulsions, or seizures) or psychosis, or family history of psychosis. (7) had any other significant
7 chronic disease, disorder, or finding that, in the judgment of the investigator, significantly
8 increased the risk to the participant because of participation in the study, affected the ability of the
9 participant to participate in the study, or impaired interpretation of the study data.

10 We provided RT-PCR sampling tubes and SA58 nasal spray to subjects when they were recruited
11 into the experimental group. All family members were asked to self-collect throat swabs at Day 0
12 (delivery date of SA58), Day 1, Day 2, Day 5, Day 8. In addition, participants were asked to fill in
13 an online questionnaire for the frequency of SA58 use and adverse events once a day. Families
14 that met either of the following two criteria could conclude the study: (1) all members in a family
15 have been confirmed to be infected by SARS-CoV-2 (positive results by RT-PCR or antigen test of
16 SARS-CoV-2) (2) In the families where part of members were infected by SARS-CoV-2, two
17 consecutive RT-PCR tests of infected members were negative, which means the uninfected
18 members were not continuously exposed to SARS-CoV-2. Thus, these family members no longer
19 need to self-collect the throat swabs and finish the questionnaire. A follow-up visit was performed
20 on Jan 3rd, 2023, to confirm that the subjects with RT-PCR negative results had not developed any
21 Covid-19 related symptoms throughout the study.

1 **Control group**

2 We had a preview of COVID-19 infections in Sinovac employees' families. For families who did
3 not join in the experimental group and were willing to undergo subsequent follow-up, we
4 conducted three telephone follow-up visits on Nov 13th, Nov 17th and Nov 22nd, 2022, respectively.
5 We mainly collected the number of family members, whether they lived together, the confirmed
6 date of first COVID-19 case (Nov 1st – Nov 13th, 2022), number of subsequent cases and whether
7 SA58 nasal spray was used. The families whose member had used SA58 nasal spray before and
8 the subjects who did not live with others were excluded. In the control group, the date of positive
9 RT-PCR or antigen test of the first COVID-19 case in his/her family was set as Day 0. Time
10 intervals were calculated by subtracting the date of telephone follow-up visits from the date of
11 Day 0.

12 **SA58 nasal spray**

13 The SA58 nasal spray manufactured by Sinovac is a liquid medicine containing 5 mg/ml of
14 antibodies which has been verified to be able to neutralize many variants of SARS-CoV-2 in vitro.
15 Each administration of the drug consisted of two sprays with one spray in each nostril, and a total
16 of 1 mg antibody being administered. Three to six administrations of SA58 were recommended at
17 an interval of 3-6 hours per administration in a day, with the last administration given before going
18 to sleep.

19 **Effectiveness against SARS-CoV-2 infection assessment**

20 The date of the SA58 nasal spray delivery was taken as Day 0. The RT-PCR results of Day 0 and
21 Day 1 were considered to be the baseline infection status of the subject. Only the subjects with

1 these two negative RT-PCR results were considered baseline uninfected and included in analysis.

2 First, we calculated the incidence of SARS-CoV-2 infection in both experimental group and

3 control group, and the effectiveness of SA58 nasal spray in reducing SARS-CoV-2 infections over

4 the entire observation period.

5 Second, considering that the effectiveness of SA58 nasal spray is closely related to the regular

6 medication use by the subjects, we intended to assess the single-day effectiveness of SA58 nasal

7 spray against SARS-CoV-2 infection by the number of daily new infections in the experimental

8 group and the control group. Since the dates of RT-PCR in experimental group were Day 0, Day 1,

9 Day 2, Day 5, Day 8..., the detection peak of SARS-CoV-2 infection was on the 2nd, 5th, and 8th

10 day. Under the assumption that the spread of the disease is relatively uniform over the three-day

11 intervals, we averaged the daily number of confirmed COVID-19 cases in three-day periods. For

12 example, the adjusted number of confirmed COVID-19 cases in Day i was equal to the average

13 value of the number of confirmed COVID-19 cases in Day i-1, Day i and Day i+1. As for the daily

14 infection rate of the control group, we didn't perform this data processing because it didn't be

15 influenced by the frequency of RT-PCR. We calculated the single-day effectiveness against

16 SARS-CoV-2 infection to see the change in effectiveness over time and the frequency of SA58

17 use.

18 **Safety analysis**

19 We summarized the adverse events (AEs) collected by the questionnaire and excluded the AEs

20 occurring after the positive RT-PCR results of the subjects in an attempt to calculate the incidence

21 of AEs during the uninfected period. In most cases, there was a lag between SARS-CoV-2

infection and RT-PCR detection, we calculated the adjusted incidence of AEs after excluding AEs within two days of the first positive RT-PCR as well, to exclude the AEs were probably related with COVID-19 infection.

Statistical analysis

The total effectiveness (TE) of the SA58 nasal spray was evaluated by calculating the infection rate (IR) of COVID-19 cases. The infection rate of each group ($Cumulative\ Incidence_i$) was defined as the numbers of COVID-19 infections divided by the number of the group as per formula (1). The total effectiveness against infection (TE) was evaluated by the formula (2).

$$IR_i = \frac{Number\ of\ infections_i}{Number\ of\ persons_i} * 100\% \#(1)$$

$$TE = \frac{IR_{control} - IR_{experimental}}{IR_{control}} * 100\% \#(2)$$

The daily infection rate at Day t , $DIR_{i,t}$ was calculated as the number of new infections at Day t divided by the number of susceptible people at the start of Day t as formula (3). The single-day effectiveness at Day t (SE_t) of SA58 nasal spray was evaluated by the formula (4).

$$DIR_{i,t} = \frac{Number\ of\ new\ infections_{i,t}}{Number\ of\ susceptible_{i,t}} * 100\% \#(3)$$

$$SE_t = \frac{DIR_{control,t} - DIR_{experimental,t}}{DIR_{control,t}} * 100\% \#(4)$$

Kaplan–Meier curves were also presented for experimental and control groups, with hazard ratios (HR) calculated by using Cox proportional hazard models. AEs were summarized descriptively as frequencies and percentages by type of event and severity. All statistical analysis was conducted by the SPSS 26.0 and Excel 2022.

RESULTS

Study population

1 From Nov 9th to Nov 24th, we recruited a total of 166 subjects in 56 families into the experimental
 2 group. After excluding those who did not use SA58 nasal spray (N=4), had no RT-PCR results
 3 (N=3), had unknown exposure status (N=5), were the first COVID-19 case in the family (N=44),
 4 and were probably already in the incubation period of infection (positive RT-PCR results on Day 0
 5 or Day 1, N=40), 70 subjects in 40 families were included into the analysis set (Figure 1). The
 6 maximum exposure period was 13 days. The highest daily average frequency of SA58 use was for
 7 Day 1 with 4.1 times per day. The daily average frequency continued to decrease from Day 1 to
 8 Day 8, with a minimum of 1.9 times per day (Figure 2).

9 For the control group, we recruited a total of 584 subjects in 164 families. We excluded subjects
 10 who used SA58 nasal spray before (N=67), did not live with other family members (N=11), and
 11 were the first COVID-19 case in the family (N=144) by the information collected at three
 12 follow-up visits. Finally, 362 subjects in 144 families were included into the analysis set (Figure
 13 1). The longest period of continuous exposure to COVID-19 was 16 days.

14 **Effectiveness against SARS-CoV-2 infection**

15 In the experimental group, a total of 44 cases (62.9%) had positive results of SARS-CoV-2
 16 RT-PCR results during the observation period, and the other 26 subjects (37.1%) were verified to
 17 be persistently negative when other family members recovered from SARS-CoV-2 infection. The
 18 cumulative incidence of infections in the experimental group was 62.9%. In the control group, the
 19 infection rate was 94.8% (343/362). The total effectiveness against SARS-CoV-2 infection of
 20 SA58 nasal spray was 33.79%.

21 The single-day effectiveness against infection of SA58 nasal spray was relative stable from Day 2

1 to Day 5 with the rate of 46.7%~56.5%. After Day 5, the single-day effectiveness varied greatly
2 and did not show obvious regularity (Table 1).
3 When we included the SA58 nasal spray use as an independent variable in the Cox regression, the
4 results showed that the use of SA58 nasal spray can reduce the risk of infection with HR=0.485
5 (95%CI: 0.354~0.665, Figure 3)

6 **Safety**

7 Of the 70 subjects who reported AEs of the SA58 nasal spray use via online questionnaire, 221
8 AEs were reported from 39 participants. The incidence of AEs was 55.7%. Considering some
9 subjects may also fill in the questionnaire with COVID-19 symptoms in the early stage of
10 infection, we separately showed the AEs occurring 2 days before positive RT-PCR results. The
11 adjusted incidence of AEs was 41.4%. The majority of AEs included fever (25.7%),
12 pharyngolaryngeal discomfort (24.3%), rhinorrhea (18.6%), cough (14.3%). (Figure 4). The
13 severity of all the AEs was mild.

14 **DISCUSSION**

15 At the time when the study was conducted, China was adjusting its COVID-19 prevention and
16 control policies which led to a very rapid and violent wave of SARS-CoV-2 infections mainly
17 caused by BF.7 subvariant of Omicron. In household transmission, continuous exposure to
18 SARS-CoV-2 usually results in a greatly increased risk of infection for family members. The
19 observed infection rate of 95% in the control group indicates that the widespread transmission of
20 COVID-19 is almost inevitable in a close environment with continuous exposure to SARS-CoV-2.
21 Our preliminary results in family close contacts showed that SA58 nasal spray is moderately

1 effective in preventing SARS-CoV-2 infection caused by Omicron BF.7 mutant with using the
2 SA58 at least 3 times per day. Unlike the other two studies on SA58 nasal spray[12, 13], the
3 scenario of continued exposure to COVID-19 requires people to always pay attention to use
4 regularly the SA58 nasal spray. To minimize the influence of decreased frequency of
5 administration on effectiveness against infection, we calculated the index called single-day
6 effectiveness. With a frequency of 3.0 times or more per day, we found a relatively stable
7 single-day effectiveness of 46.7%~56.5%. The reason why single-day effectiveness was
8 substantially higher than the total effectiveness of 33.8% was that the cumulative effectiveness
9 can't rule out the bias caused by decreased frequency of SA58 use. The effectiveness of SA58
10 nasal spray was further corroborated by the results of the Cox regression model. With the use of
11 SA58 nasal spray as an independent variable, the hazard ratio (HR) was 0.485
12 (95%CI:0.354~0.665), which means the infected risk of subjects who used the SA58 nasal spray
13 was reduced by 51.5% (95%CI: 33.5%~64.6%) compared to those who didn't use SA58 at all.
14 The SA58 nasal spray was also shown to be well-tolerated. After we excluded the AEs occurring
15 within 2 days before positive RT-PCR results, the incidence of AEs was 41.4%. We discovered
16 that two of the most frequent symptoms were fever (25.7%) and pharyngolaryngeal discomfort
17 (24.3%), which may not appear obviously linked to the use of a nasal spray. The rate of AEs was
18 still higher than in our other two studies of SA58[12, 13], which we think is due to the inability of
19 subjects to distinguish between adverse reactions occurring with SA58 use and COVID-19 related
20 symptoms.
21 We believe that this exploratory study is of great significance. Current COVID-19 control policies

1 of China means normal communication will return to a normal level which may not be good news
2 for the high-risk population for COVID-19. This study demonstrated that SA58 nasal spray has a
3 relatively good effectiveness under the scenario of continuous exposure to COVID-19, which will
4 have a great impact on the elderly people and those with basic medical conditions at increased risk
5 of infection. Ease of use and portability are also major benefits of the SA58 nasal spray, and it is
6 also not burdening when used three times per day.

7 This study preliminarily evaluated the safety and effectiveness of SA58 nasal spray against
8 SARS-CoV-2 family transmission and we will also conduct more in-depth and extensive studies
9 on SA58. Considering the families recruited in this study were from Sinovac employees, their
10 friends and relatives and almost all subjects have received one or two booster doses of COVID-19
11 vaccine, we didn't evaluate the effect of previous COVID-19 vaccination on the SARS-CoV-2
12 infection in this study. However, the efficacy of vaccination against Omicron infection seems to be
13 down to a very low level, as shown by the infection rate of 95% in the control group in our study.

14 In addition, we did not assess the effect of SA58 nasal spray on COVID-19 symptoms.
15 Considering the rapid rise of COVID-19 epidemic in China at that time and the tight medical
16 resources, we did not finally include this indicator into this study. We will continue to investigate
17 the efficacy of SA58 nasal spray against COVID-19 symptoms and it would be an important
18 potential benefit for humankind to reduce the harm of COVID-19 in the future.

19 This study was an exploratory open-label, single-arm study. Previous studies have shown that
20 SA58 nasal spray is highly effective in preventing COVID-19 infection, so the subjects in the
21 experimental group were all equipped with SA58 nasal spray in order to maximize protection of

1 subjects' health. In addition, we conducted three telephone follow-up visits during the same period
 2 to assess how quickly the virus naturally spreads in households and try to avoid the bias caused by
 3 different periods. Our study still has a number of limitations. First, limited by the total number of
 4 RT-PCR tests per day, participants were asked to subsequently self-collect the throat swabs only
 5 every 3 days, and there is a risk of bias in the single-day effectiveness if the transmission speed is
 6 not as uniform as we assumed. Second, the time series of COVID-19 infection in the control group
 7 was obtained by subtracting the date of follow-up visits from the date of diagnosis of the first case,
 8 which may have delayed the date of infection for some subjects. This limitation would lead to
 9 slightly lower incidence in the control group early in the study, which in turn would have
 10 underestimated the early single-day effectiveness. Third, due to the high speed of this COVID-19
 11 outbreak, a sufficient number of subjects could not be enrolled to evaluate the anti-infective
 12 effectiveness of SA58 nasal spray. In addition, subjects enrolled later may have a decline in the
 13 standardization of medication and RT-PCR as they were about to return to work.

14 **CONCLUSION**

15 The use of SA58 nasal spray in family members with continuous exposure to SARS-CoV-2 has
 16 shown acceptable safety and effectiveness in avoiding SARS-CoV-2 infections. Using SA58 nasal
 17 spray three or more times a day can effectively reduce the risk of household transmission of
 18 SARS-CoV-2 by 46.7%~56.5%.

19 **Acknowledgements**

20 We are grateful to all subjects who volunteered to participant in this trial and to all members of the
 21 clinical research teams.

1 **Funding**

2 This study was funded by Sinovac Life Sciences Co., LTD.

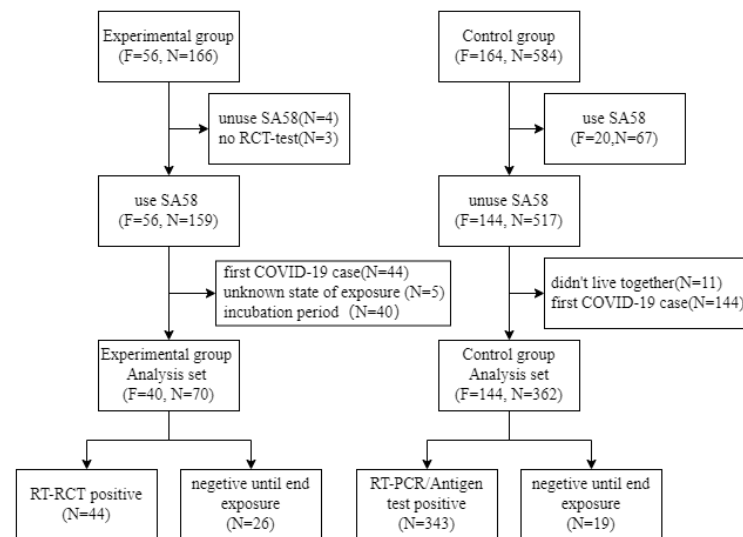
3 **Potential conflict of interest**

4 Lianhao Wang, Keqiang Sun, Yafeng Bao, Can Wu, Junfan Pu, Junlan Wu and Qiang Gao are
5 employees of Sinovac Life Sciences Co., Ltd. Yuansheng Hu, Gang Zeng, Jianfeng Wang and
6 Xing Han are employees of Sinovac Biotech Co., Ltd.

7 **Reference**

- 8 1. World Health Organization. COVID-19 vaccine tracker and landscape. Available at:
9 <https://www.who.int/publications/m/item/draft-landscape-of-covid-19-candidate-vaccines>
10 [/](#).
- 11 2. Garcia-Beltran WF, Lam EC, St Denis K, et al. Multiple SARS-CoV-2 variants escape
12 neutralization by vaccine-induced humoral immunity. *Cell* **2021**; 184(9): 2372-83.e9.
- 13 3. Lu L, Mok BWY, Chen LL, et al. Neutralization of Severe Acute Respiratory Syndrome
14 Coronavirus 2 Omicron Variant by Sera From BNT162b2 or CoronaVac Vaccine
15 Recipients. *Clinical infectious diseases : an official publication of the Infectious Diseases*
16 *Society of America* **2022**; 75(1): e822-e6.
- 17 4. Geneva: World Health Organization. WHO COVID-19 Dashboard. Available at:
18 <https://covid19.who.int/>.
- 19 5. Nyberg T, Ferguson NM, Nash SG, et al. Comparative analysis of the risks of
20 hospitalisation and death associated with SARS-CoV-2 omicron (B.1.1.529) and delta
21 (B.1.617.2) variants in England: a cohort study. *Lancet (London, England)* **2022**;

- 1 399(10332): 1303-12.
- 2 6. Health CfHPotDo. Provisional Data Analysis on COVID-19 Reported Death Cases.
- 3 7. Du L, Yang Y, Zhang X. Neutralizing antibodies for the prevention and treatment of
- 4 COVID-19. *Cellular & molecular immunology* **2021**; 18(10): 2293-306.
- 5 8. Cao Y, Wang J, Jian F, et al. Omicron escapes the majority of existing SARS-CoV-2
- 6 neutralizing antibodies. *Nature* **2022**; 602(7898): 657-63.
- 7 9. Cao Y, Su B, Guo X, et al. Potent Neutralizing Antibodies against SARS-CoV-2 Identified
- 8 by High-Throughput Single-Cell Sequencing of Convalescent Patients' B Cells. *Cell* **2020**;
- 9 182(1): 73-84.e16.
- 10 10. Wang Q, Iketani S, Li Z, et al. Alarming antibody evasion properties of rising
- 11 SARS-CoV-2 BQ and XBB subvariants. *Cell* **2022**.
- 12 11. Cao Y, Jian F, Zhang Z, et al. Rational identification of potent and broad
- 13 sarbecovirus-neutralizing antibody cocktails from SARS convalescents. *Cell reports* **2022**;
- 14 41(12): 111845.
- 15 12. Si S, Jin C, Cao Y, et al. Safety and Effectiveness of SA58 Nasal Spray against
- 16 COVID-19 Infection in Medical Personnel: An Open-label, Blank-controlled Study.
- 17 *medRxiv* **2022**: 2022.12.27.22283698.
- 18 13. Song R, Zeng G, Yu J, et al. Post-Exposure Prophylaxis with SA58 (anti-COVID-19
- 19 monoclonal antibody) Nasal Spray for the prevention of symptomatic Coronavirus
- 20 Disease 2019 in healthy adult workers: A randomized, single-blind, placebo-controlled
- 21 clinical study. *medRxiv* **2023**: 2022.12.28.22283666.



1
2 Figure 1. Study design and the number of subjects. F means the number of families and N means
3 the number of people.

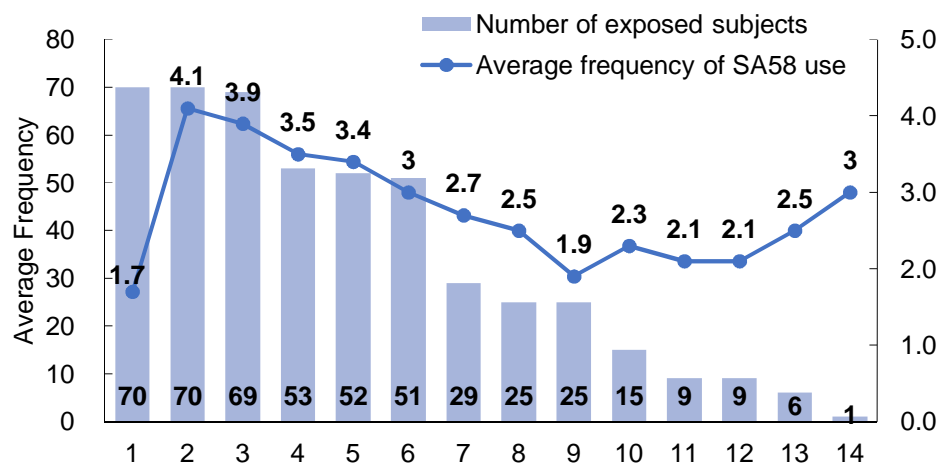


Figure 2. Trends of the number of people with continuous exposure to COVID-19 and the average frequency of SA58 use over time in the experimental group.

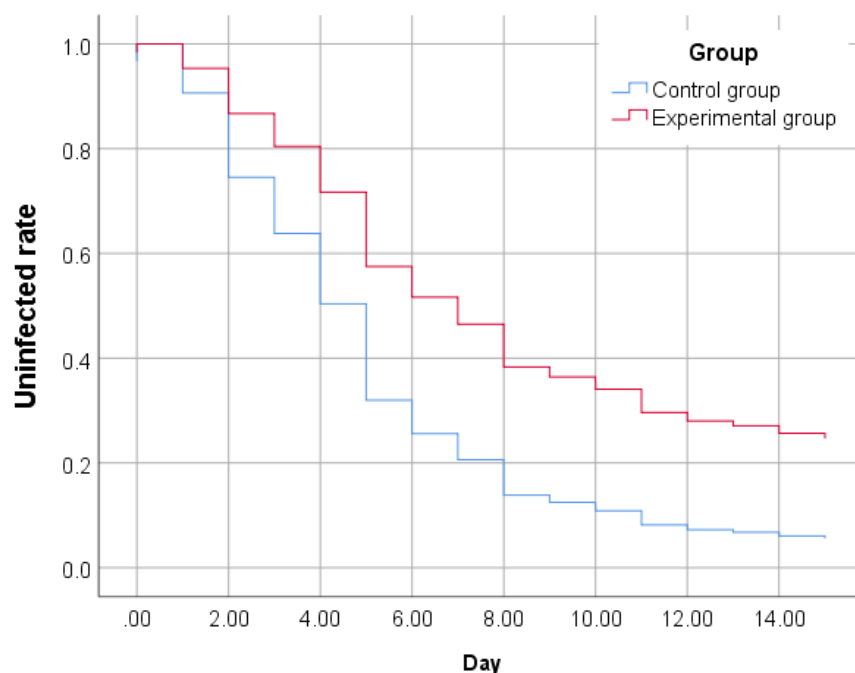


Figure 3. Kaplan-Meier estimates of the cumulative risk of having COVID-19.

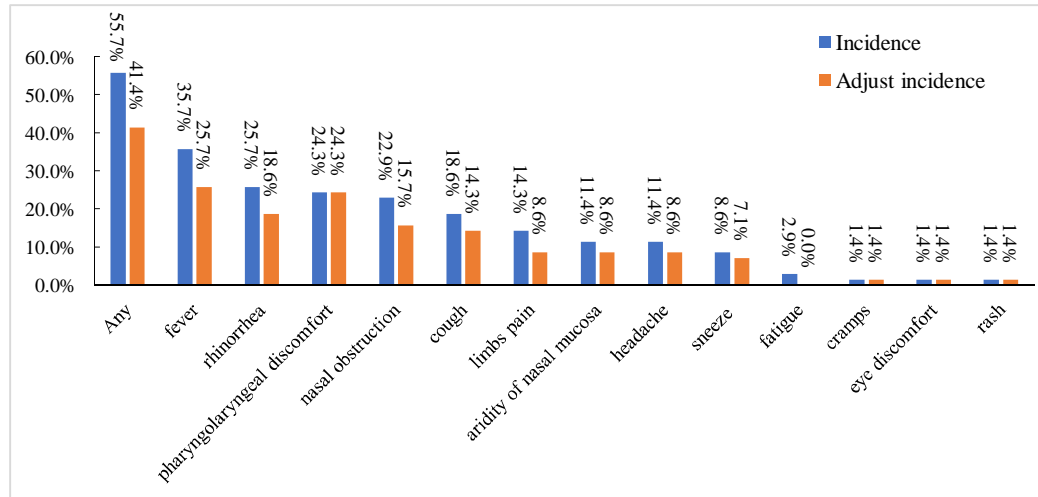


Figure 4. The reporting adverse events (AEs) incidence in the experimental group. Adjust incidence was calculated by excluding AEs within two days of the first positive RT-PCT which probably occurred due to COVID-19 infection.

Table 1. Daily infection rate of subjects in experimental group ($DIR_{exp,t}$) and control group ($DIR_{con,t}$) and the single-day effectiveness against SARS-CoV-2 infection (SE_t).

Day	$DIR_{exp,t}$	$DIR_{con,t}$	SE_t
1	6.19%	6.90%	10.24%
2	7.11%	15.74%	54.85%
3	8.20%	15.38%	46.72%
4	11.90%	22.94%	48.11%
5	14.19%	32.58%	56.45%
6	15.75%	20.83%	24.41%
7	5.61%	22.11%	74.63%
8	6.93%	33.78%	79.49%

9	7.45%	6.12%	-21.63%
10	4.60%	15.22%	69.79%
11	1.20%	28.21%	95.73%
12	2.44%	14.29%	82.93%
13	1.88%	4.17%	55.00%

1