

Risk of cardiovascular events following COVID-19 in people with and without pre-existing chronic respiratory disease

Hannah Whittaker¹, Constantinos Kallis¹, Angela Wood^{2,3}, Thomas Bolton^{3,4}, Samantha Walker⁴, Aziz Sheikh⁵, Alex Brownrigg, Ashley Akbari⁷, Kamil Sterniczuk, Jennifer Quint¹, on behalf of the CVD-COVID-UK/COVID-IMPACT Consortium

¹Respiratory EHR, School of Public Health, Imperial College London

²British Heart Foundation Cardiovascular Epidemiology Unit, University of Cambridge, UK

³British Heart Foundation Data Science Centre, Health Data Research UK, London, UK

⁴Department of Public Health & Primary Care, University of Cambridge, UK

⁴Asthma + Lung, UK

⁵ Usher Institute, University of Edinburgh

⁷ Population Data Science, Swansea University Medical School, Faculty of Medicine, Health & Life Science, Swansea University.

Corresponding Author: Hannah Whittaker (h.whittaker@imperial.ac.uk)

Abstract

Background

COVID-19 is associated with a higher risk of cardiovascular outcomes in the general population. People with chronic respiratory disease have a higher risk of cardiovascular disease than the general population therefore, we investigated the association between pre-existing chronic respiratory disease and risk of cardiovascular events following COVID-19 using routinely collected data from 56 million people in England.

Methods

Primary and secondary care data from the English National Health Service and COVID-19-specific linked data were used to define a population of adults with COVID-19 between 01/01/2020-30/11/2021. Start of follow-up was from first COVID-19 diagnosis. Pre-existing chronic respiratory disease included asthma, chronic obstructive pulmonary disease, bronchiectasis, cystic fibrosis, or pulmonary fibrosis prior to COVID-19 diagnosis. Adjusted Cox Proportional Hazard regression was used to investigate the association between pre-existing chronic respiratory disease and risk of cardiovascular events. Secondary objectives investigated the impact of COVID-19 hospitalisation and vaccine dose on risk of cardiovascular outcomes.

Findings

A total of 3,670,455 people were included. People with pre-existing respiratory disease had a higher risk of cardiovascular events (adjusted HR 1.11, 95% confidence intervals 1.07-1.14), heart failure (1.15, 1.09-1.21), and pulmonary embolism (1.20, 1.11-1.30) compared with those without pre-existing respiratory disease. Regardless of pre-existing respiratory disease, the risk of cardiovascular events was lower with increasing COVID-19 vaccine dose.

Interpretation

People with chronic respiratory disease have a higher risk of some cardiovascular outcomes but the risk might be explained by the underlying respiratory condition. Risk of cardiovascular events was lower with increasing COVID-19 vaccine doses regardless of pre-existing chronic respiratory disease.

Funding

This work was funded by the British Heart Foundation Data Science Centre.

Introduction

The SARS-CoV-2 virus induces a prothrombotic and proinflammatory state, which may increase the risk of thrombotic and inflammatory conditions. These processes can lead to the development of chronic and acute diseases, including chronic and acute cardiovascular events such as coronary artery disease, myocardial infarction (MI), stroke, and venous thromboembolism (VTE) (1, 2, 3). Previous studies have found that the incidence of cardiovascular events increases in people with COVID-19 compared with people without COVID-19 (4, 5). One group of people in whom risk of cardiovascular disease is higher than in the general population is those with chronic respiratory disease, particularly following an acute pulmonary infection (6, 7).

Chronic obstructive pulmonary disease (COPD) is the most prevalent chronic respiratory diseases worldwide, and cardiovascular disease is a common comorbidity in this population (6, 8). People with COPD have an increased risk of cardiovascular diseases such as ischaemic heart disease (IHD), arrhythmias, and heart failure (HF) compared with people without COPD (6). Asthma is the second most prevalent chronic respiratory disease and has also been associated with an increased risk of cardiovascular disease, including MI, HF, angina, and stroke (9, 10, 11). Interstitial lung diseases, including pulmonary fibrosis, have been associated with an increased risk of HF, MI, and IHD (12, 13). Similarly, studies have reported that the risk of stroke and IHD is higher in people with bronchiectasis compared with the general population (14). Whilst there is less extensive literature on cystic fibrosis, evidence suggests that people with cystic fibrosis have a high prevalence of risk factors for cardiovascular disease (15).

It is largely unknown whether the increased risk of cardiovascular disease following COVID-19 is greater in people with underlying chronic respiratory disease compared with the general population. Given that chronic respiratory diseases are the third leading cause of death worldwide and are associated with significant morbidity, it is important to better understand the long-term impact of COVID-19 to improve the management of people with chronic respiratory disease post-COVID-19 (8). In addition, whilst we know that the risk of cardiovascular events, including MI, stroke, and IHD, are lower in people who had COVID-19 after vaccination compared with those who are not vaccinated, it remains unknown as to whether the association between COVID-19 vaccination and the reduced risk of cardiovascular events remains in people with and without chronic respiratory disease separately, and to what extent this risk differs between groups (5, 16).

Using routinely collected electronic health record (EHR) data sources in England, we investigated the association between pre-existing chronic respiratory disease and cardiovascular outcomes after COVID-19 in a population of people with COVID-19 in the community and for people hospitalised for COVID-19.

Methods

Members of the British Heart Foundation's Data Science Centre's CVD-COVID-UK consortium were able to access EHR data through a trusted research environment (TRE). A detailed description of the CVD-COVID-UK consortium, the NHS England TRE and data linkage processes have been previously described (17). Briefly, the CVD-COVID-UK consortium was set up to investigate aspects of cardiovascular and COVID-19 in the UK using routinely-collected EHR data. Data were de-identified, pseudonymised and updated monthly. Our analysis was performed according to a pre-specific analysis plan published on GitHub, along with the phenotyping and analysis code (https://github.com/BHFDSC/CCU035_01).

Study population

For this study, we used routinely-collected primary care data, hospital data (including inpatient, outpatient, emergency department, and critical care), mortality data (including causes of death from death certificates), COVID-19 laboratory test data, COVID-19 vaccine data, and data on dispensed medications (**Table 1**).

Data from General Practice Extraction Service (GPES) for Pandemic Planning and Research (GDPPR) include over 56 million adults registered at a general practice in England who were alive on 30th November 2019. We used these data to define a population of men and women aged 18 years or older who had been diagnosed with COVID-19 since 1st January 2020. COVID-19 diagnosis was determined through primary care records, hospital records and SARS-CoV-2 laboratory test data. People were excluded if they had a COVID-19 vaccination before their first COVID-19 diagnosis.

Data quality checks were implemented to ensure data validity. Specifically, we ensured that: 1) date of birth was recorded before date of death; 2) recorded sex and date of birth were not missing; and 3) there were no recorded pregnancies or births for men and no recorded prostate cancer for women.

Pre-existing respiratory disease

Pre-existing respiratory disease was defined as having a primary care diagnosis of asthma, COPD, bronchiectasis, cystic fibrosis, or pulmonary fibrosis at any point prior to index date (i.e., first COVID-19 diagnosis date). The groups of pre-existing respiratory diseases were not mutually exclusive.

Cardiovascular outcomes

Cardiovascular outcomes were defined using primary care records, secondary care data, and mortality data. Cardiovascular events were determined from the start of follow-up to the end of follow-up. The first cardiovascular event during follow-up was used. Cardiovascular outcomes were defined as the following groups: i) VTE events, including deep vein thrombosis and portal vein thrombosis; ii) coagulopathy events, including disseminated intravascular coagulopathy, thrombotic thrombocytopenic purpura, thrombocytopenia and thrombophilia; iii) HF, including HF and cardiomyopathy; iv) angina, including both stable and unstable angina; v) myocarditis and pericarditis; vi) stroke, including ischaemic and haemorrhagic strokes; vii) MI; viii) pulmonary embolism; and ix) arrhythmias. A composite cardiovascular outcome was also defined as a combination of all groups of cardiovascular events.

Covariates

Baseline covariates were defined prior to the index date. These included age at index date, closest recorded body mass index (BMI) (categorised into obese and non-obese), closest recorded Index of Multiple Deprivation score (in deciles), closest recorded smoking status (never, ex-smokers, current smokers), any surgery three months prior to the index date, and history of hypertension, diabetes, cancer, liver disease, dementia, chronic kidney disease, and depression. Cardiovascular related medication, including antiplatelet, anti-lipid lowering, and anticoagulant medication, were defined as evidence of a prescription in the 3 months prior to the index date.

COVID-19 vaccination

COVID-19 vaccination date and dose number data were extracted from the National Immunisation Management System COVID-19 vaccination data.

Statistical analyses

Our primary analysis investigated the association between baseline pre-existing chronic respiratory disease and time to first cardiovascular composite event as well as each of the nine subgroups of cardiovascular outcomes. For this analysis each patient's index date was defined as the first COVID-19 diagnosis date on or after 1st January 2020. People were excluded if they had been vaccinated for COVID-19 prior to their first COVID-19 diagnosis. People were followed up until 30th November 2021, or earlier at individual's second COVID-19 diagnosis date, first COVID-19 vaccination date, or the date at which individuals died (see **Figure 1**). Cox Proportional Hazard regression was used and standard error estimates were adjusted for clustering of people in general practice as it was possible the treatment of people with COVID-19 differed by general practices across England. Both crude models and models adjusting for baseline covariates were implemented. For fully adjusted models complete case analysis was used. Sensitivity analyses were conducted whereby people were included regardless of whether they had a history of a severe cardiovascular events prior to the index date (i.e., first COVID-19 diagnosis date).

Secondary analyses included the following:

- i) Effect modification by COVID-19 severity, determined by whether people were hospitalised for COVID-19 within 2 weeks of their COVID-19 diagnosis, was investigated using Cox Proportional hazards regression. An interaction term between COVID-19 related hospitalisation and pre-existing chronic respiratory disease was included in the model.
- ii) Effect modification by vaccination status was investigated. People who were vaccinated with at least one COVID-19 vaccine after their first COVID-19 diagnosis (index date) were included. Follow-up time was split into four possible time periods: the unvaccinated period, the period from 1st vaccine to 2nd vaccine, the period from 2nd vaccine to 3rd vaccine (booster vaccination), and the period from the 3rd vaccine to the end of follow-up. In this analysis end of follow-up was defined as 30/11/2021, second COVID-19 diagnosis, or death. Cardiovascular events from the index date to the end of follow-up were identified. Cox Proportional Hazards regression was used whereby the reference group was the unvaccinated period, and an interaction term between dose number and pre-existing chronic respiratory disease was used in the model to test whether the risk of cardiovascular outcomes post vaccination differed between people with and without pre-existing chronic respiratory disease.

A sensitivity analysis was performed whereby people with a history of acute cardiovascular outcomes prior to COVID-19 diagnosis were excluded. History of severe cardiovascular outcomes was defined as an MI, venous thrombosis, dissected artery, and stroke event. Due to multiple testing, Bonferroni correction was applied whereby for each set of models, a p-value threshold of 0.005 was used to define statistically significant results. This was determined by dividing the p-value threshold of 0.05 by 10 for the total number of outcomes (composite cardiovascular outcome and 9 individual cardiovascular outcomes) for each cohort of people investigated. Finally, to ensure anonymity and compliance with the CVD-COVID-UK consortium, all reported numbers were rounded to the nearest 5. Counts less than 10 were expressed as "<10".

Results

A total of 3,670,460 people were infected with COVID-19 between January 2020 and November 2021 and before their first COVID-19 vaccination date. Of these people, 670,055 (18.3%) had pre-existing chronic respiratory disease and 3,000,405 (81.7%) had no pre-existing chronic respiratory disease (**Figure 2**). A total of 606,980 (16.5%) had asthma, 83,515 (2.3%) had COPD, 17,095 (0.5%) had bronchiectasis, and 8,980 (0.2%) had pulmonary fibrosis, and 715 (0.02%) had cystic fibrosis. The groups of pre-existing respiratory diseases were not mutually exclusive. Median follow-up from COVID-19 diagnosis to end of follow-up, including censoring at the date of a composite cardiovascular event, death, COVID-19 vaccination, and 2nd COVID-19 diagnosis, was 3.9 months (IQR 1.9 to 6.6 months). A total of 46,255 (1.3%) people had a recorded cardiovascular event during the follow-up. **Table 2** reports the number of events that occurred for each cardiovascular outcome.

People with and without pre-existing respiratory disease were similar in terms of all baseline characteristics however, those with pre-existing respiratory disease were more likely to be ex-smokers, less likely to live in London, were more likely to be obese, had surgery in the last year, have hypertension or chronic kidney disease, and have cardiovascular disease prior to COVID-19 diagnosis (**Table 3**).

Risk of cardiovascular events in people with pre-existing respiratory disease compared with people without pre-existing respiratory disease post-COVID-19 diagnosis

People with pre-existing respiratory disease had an overall higher risk of cardiovascular outcomes compared with those without pre-existing respiratory disease (adjusted HR 1.06, 95% CI, 1.03-1.08). Specifically, people with pre-existing respiratory disease had a higher risk of HF (adjusted HR 1.17, 95% CI 1.13-1.22) and pulmonary embolism (adjusted HR 1.20, 1.12-1.29) compared with those without pre-existing respiratory disease and were less likely to have a stroke event compared to those with pre-existing respiratory disease (adjusted HR 0.88, 0.84-0.92, $p < 0.0001$) (**Figure 3, Supplementary Table E1-E2**).

After excluding people with a history of severe cardiovascular prior to COVID-19, people with pre-existing respiratory disease had a higher risk of any cardiovascular event (adjusted HR 1.11, 1.07-1.14, $p < 0.0001$), HF (adjusted HR 1.15, 1.09-1.21, $p < 0.0001$) and pulmonary embolism (adjusted HR 1.20, 1.11-1.30, $p < 0.0001$) compared with people with no pre-existing respiratory disease. People with and without pre-existing respiratory disease had a similar risk of stroke. Supplementary **table E1-E2** report crude and fully adjusted estimates.

Effect of COVID-19 severity on risk of cardiovascular outcomes in people with and without pre-existing respiratory disease

Out of 3,670,460 people who had COVID-19, 250,370 (6.8%) were hospitalised compared with 3,420,085 (93.2%) who were not. In people who were not hospitalised for COVID-19, there was a significant association between pre-existing chronic respiratory disease a higher risk of composite cardiovascular disease (adjusted HR 1.15 95% CI 1.11-1.19) including HF and pulmonary embolisms similar to the main results. However, in people who were hospitalised for COVID-19, there was a significant association between pre-existing chronic respiratory disease and decreased risk of stroke only (adjusted HR 0.79, 95% CI 0.69-0.90) (**Tables E3-E4**).

Effect of COVID-19 vaccination on risk of cardiovascular outcomes in people with and without pre-existing respiratory disease

A total of 2,652,210 (70.4%) people had at least one COVID-19 vaccine after their first COVID-19 diagnosis up until 30th November 2021. Of these people, 218,970 (8.3%) had 1 vaccine, 1,708,275 (64.4%) had 2 vaccines, and 724,965 (27.3%) had the two COVID-19 vaccines and the COVID-19 booster. Compared with the period between COVID-19 diagnosis and dose 1 (i.e., the unvaccinated period), the risk of composite cardiovascular outcomes was lower with each subsequent COVID-19 vaccine dose. There was no significant effect modification of pre-existing respiratory disease on the association between dose number and risk of cardiovascular outcomes (**Figure 4, Table E5**).

Discussion

Using routinely-collected EHR data on over 3 million people with COVID-19, we found that having pre-existing chronic respiratory disease was associated with a modest higher risk of cardiovascular disease. Specifically, people with pre-existing chronic respiratory disease had a higher risk of heart failure and pulmonary embolism compared with those without pre-existing respiratory disease prior to COVID-19. Additionally, we found that severity of COVID-19, as defined by whether people were hospitalised or not, modified the association between pre-existing respiratory disease and risk of cardiovascular outcomes. In people with COVID-19 who were not hospitalised, those with pre-existing chronic respiratory disease had a higher risk of heart failure and pulmonary embolism compared with those without pre-existing respiratory disease, similar to results seen in the whole cohort. However, in people with COVID-19 who were hospitalised, those with pre-existing chronic respiratory disease had a reduced risk of stroke and a similar risk of all other cardiovascular outcomes compared with people without pre-existing respiratory disease. Finally, we found that the COVID-19 vaccine reduced the risk of any CARDIOVASCULAR outcome in people who had been infected with COVID-19 with and without pre-existing respiratory disease to a similar extent.

Many studies investigating the risk of cardiovascular outcomes after COVID-19 in the general population have been conducted. A previous study of 48 million people in England and Wales found that people with COVID-19 had a higher risk of arterial thrombosis and VTE compared with people without COVID-19 and that the risk attenuated with time since COVID-19 diagnosis (4). Other studies have found that people who were hospitalised with COVID-19 had a higher risk of heart failure, stroke, ischemic heart disease, and VTE compared with people who did not have COVID-19 (5, 18, 19).

Our study extends previous work by comparing these risks between subgroups of people with pre-existing respiratory disease. A higher risk of heart failure and pulmonary embolism was seen in people with pre-existing respiratory disease. Whilst we adjusted for a history of severe cardiovascular disease, the higher risk of heart failure seen may be due the chronic respiratory disease rather than COVID-19 given HF is a common comorbidity amongst people with chronic respiratory disease with overlapping symptoms (6, 20, 21). Previous studies have shown that the risk of pulmonary embolism is higher in people with asthma and COPD compared with the general population and is particularly higher in people with severe asthma compared with people with mild-to-moderate asthma and during or following an acute exacerbation of COPD (22, 23). Pulmonary embolism and chronic respiratory disease share common risk factors including age and immobilisation however, the exact mechanism driving the association between pulmonary embolisms and chronic respiratory disease is unclear (24). As with heart failure, it is possible that the higher risk of pulmonary embolism in people with pre-

existing chronic respiratory disease is due to underlying mechanisms related to respiratory disease or acute infection generally rather than COVID-19.

Surprisingly, we found that people who were hospitalised for COVID-19 (i.e., those with severe COVID-19) with pre-existing respiratory disease had a lower risk of stroke compared with people without pre-existing chronic respiratory disease but similar risks of all other cardiovascular outcomes. It is possible that the level of COVID-19 severity has a larger impact on cardiovascular outcomes than pre-existing chronic respiratory disease which is why the risk of most cardiovascular outcomes between those with and without chronic respiratory disease was similar in this population. The lower risk of stroke in people with pre-existing respiratory disease in people who were hospitalised for COVID-19 could be due to better monitoring of people with pre-existing chronic disease in hospital. It is well known that risk of ischemic events increases after acute respiratory events, notably hospitalisation due to acute respiratory events such as exacerbations (25). It is possible that care of people with pre-existing respiratory disease upon hospitalisation with COVID-19 is better because respiratory disease is a known risk factor for stroke.

A previous study found that there was no association between pre-existing cardiovascular disease and risk of cardiovascular outcomes 14 days after hospitalisation in a population of people hospitalised for COVID-19 (26). However, it is possible that this association varies by other pre-existing chronic comorbidities. It is possible that people with pre-existing respiratory disease who had underlying cardiovascular disease prior to COVID-19 were more likely to be monitored more efficiently compared with people who did not have pre-existing respiratory disease. For example, these people could have visited their general practitioner more often and already been prescribed cardiovascular treatment and this could have led to a protective effect of having had acute cardiovascular events previously in those with pre-existing respiratory disease.

Finally, we found that the COVID-19 vaccine reduced the risk of composite cardiovascular outcomes in people with and without pre-existing respiratory disease to a similar extent. Previous studies found that having at least one COVID-19 vaccine post-COVID-19 decreased the rate of various long-COVID symptoms including chest pain or tightness, palpitations, and breathlessness (5). Similarly, other studies have found an association between the COVID-19 vaccine and a reduced risk of cardiovascular events, including MI and stroke, after SARS-CoV-2 infection (16). Results from our study were consistent with the literature and additionally found that regardless of whether people had pre-existing chronic respiratory disease, the risk of composite cardiovascular outcomes decreases in all individuals.

This is the first study to investigate the association between pre-existing chronic respiratory disease and risk of a wide range of cardiovascular outcomes in a population of people with COVID-19. We used data generalisable to the English population (17). Despite this, limitations exist. Firstly, we excluded people who had a COVID-19 vaccination prior to their first COVID-19 diagnosis which decreased the number of individuals who were included in the study. We excluded these individuals as it is known that the risk of post-COVID-19 outcomes and complications are modified by the COVID-19 vaccine. Excluding these people meant we were able to investigate how each COVID-19 vaccine affects the risk of cardiovascular outcomes in people with and without pre-existing chronic respiratory disease separately. In addition, we did not have access to a control population, such a population of people with flu to contextualise our results further. Furthermore, due to multiple testing, we introduced a Bonferroni correction to reduce possible bias. Whilst our study highlighted cardiovascular outcomes nominally associated with pre-existing chronic respiratory disease this should be interpreted with caution. Lastly, whilst studies have found an association between the COVID-19 vaccine and an

increased risk of myocarditis and pericarditis, we did not separate cardiovascular outcomes in our COVID-19 vaccine analysis. This was due to the low event numbers and reduced power in this analysis.

Overall, our study suggests that people with pre-existing chronic respiratory disease may not have a significantly higher risk of post-COVID-19 cardiovascular disease compared with people without chronic respiratory disease and the higher risk of some types of cardiovascular disease, including heart failure and pulmonary embolisms, could be due to the underlying respiratory disease rather than COVID-19 itself.

Conclusion

Using data on over 3 million people with COVID-19 in England, people with pre-existing chronic respiratory disease had a higher risk of heart failure and pulmonary embolism compared with people with no pre-existing respiratory disease. In addition, risk of composite cardiovascular outcomes decreased following each COVID-19 vaccine in people with and without pre-existing respiratory disease to a similar degree.

Funding

The British Heart Foundation Data Science Centre (grant No SP/19/3/34678, awarded to Health Data Research (HDR) UK) funded co-development (with NHS England) of the TRE, provision of linked data sources, data access, user software licences, computational usage, and data management and wrangling support, with additional contributions from the HDR UK Data and Connectivity component of the UK Government Chief Scientific Adviser's National Core Studies programme to coordinate national COVID-19 priority research. Consortium partner organisations funded the time of contributing data analysts, biostatisticians, epidemiologists, and clinicians. This research is part of the Data and Connectivity National Core Study, led by Health Data Research UK in partnership with the Office for National Statistics and funded by UK Research and Innovation (grant ref: MC_PC_20058).

Acknowledgments

This work is carried out with the support of the BHF Data Science Centre led by HDR UK (BHF Grant no. SP/19/3/34678). This study makes use of de-identified data held in NHS England's TRE for England, and made available via the BHF Data Science Centre's CVD-COVID-UK/COVID-IMPACT consortium. This work uses data provided by patients and collected by the NHS as part of their care and support. We would also like to acknowledge all data providers who make health relevant data available for research.

Data availability and ethical approval

The data used in this study are available in NHS England's TRE for England, but as restrictions apply, they are not publicly available (<https://digital.nhs.uk/coronavirus/coronavirus-data-services-updates/trusted-research-environment-service-for-england>). The CVD-COVID-UK/COVID-IMPACT programme led by the BHF Data Science Centre (<https://www.hdruk.ac.uk/helping-with-health-data/bhf-data-science-centre/>) received approval to access data in NHS England's TRE for England from the Independent Group Advising on the Release of Data (IGARD) (<https://digital.nhs.uk/about-nhs-digital/corporate-information-and-documents/independent-group-advising-on-the-release-of-data>) via an application made in the Data Access Request Service (DARS) Online system (ref. DARS-

NIC-381078-Y9C5K) (<https://digital.nhs.uk/services/data-access-request-service-dars/dars-products-and-services>). The CVD-COVID-UK/COVID-IMPACT Approvals & Oversight Board (<https://www.hdruc.ac.uk/projects/cardiovascular-covid-uk-project/>) subsequently granted approval to this project to access the data within NHS England's TRE for England. The de-identified data used in this study were made available to accredited researchers only. Those wishing to gain access to the data should contact bhfdsc@hdruc.ac.uk in the first instance.

The Northeast - Newcastle and North Tyneside 2 research ethics committee provided ethical approval for the CVD-COVID-UK/COVID-IMPACT research programme (REC No 20/NE/0161) to access, within secure TREs, unconsented, whole-population, de-identified data from EHR data collected as part of patients' routine healthcare.

References

1. Loo J, Spittle DA, Newnham M. COVID-19, immunothrombosis and venous thromboembolism: biological mechanisms. (1468-3296 (Electronic)).
2. Stark K, Massberg S. Interplay between inflammation and thrombosis in cardiovascular pathology. *Nature Reviews Cardiology*. 2021;18(9):666-82.
3. Tousoulis D, Davies G, Fau - Stefanadis C, Stefanadis C, Fau - Toutouzas P, Toutouzas P, Fau - Ambrose JA, Ambrose JA. Inflammatory and thrombotic mechanisms in coronary atherosclerosis. (1468-201X (Electronic)).
4. Knight RA-O, Walker VA-OX, Ip S, Cooper JA, Bolton T, Keene SA-O, et al. Association of COVID-19 With Major Arterial and Venous Thrombotic Diseases: A Population-Wide Cohort Study of 48 Million Adults in England and Wales. (1524-4539 (Electronic)).
5. Whittaker HR, Gulea C, Koteci A, Kallis C, Morgan AD, Iwundu C, et al. GP consultation rates for sequelae after acute covid-19 in patients managed in the community or hospital in the UK: population based study. *BMJ*. 2021;375:e065834.
6. Morgan AD, Zakeri R, Quint JK. Defining the relationship between COPD and CARDIOVASCULAR: what are the implications for clinical practice? (1753-4666 (Electronic)).
7. Corlateanu A, Stratan I, Covantev S, Botnaru V, Corlateanu O, Siafakas N. Asthma and stroke: a narrative review. *Asthma Research and Practice*. 2021;7(1):3.
8. Prevalence and attributable health burden of chronic respiratory diseases, 1990-2017: a systematic analysis for the Global Burden of Disease Study 2017. (2213-2619 (Electronic)).
9. Schanen JG, Iribarren C, Shahar E, Punjabi NM, Rich SS, Sorlie PD, et al. Asthma and incident cardiovascular disease: the Atherosclerosis Risk in Communities Study. *Thorax*. 2005;60(8):633.
10. Pollevick ME, Xu KY, Mhango G, Federmann EG, Vedanthan R, Busse P, et al. The Relationship Between Asthma and Cardiovascular Disease: An Examination of the Framingham Offspring Study. (1931-3543 (Electronic)).
11. Zhang B, Li Z-F, An Z-Y, Zhang L, Wang J-Y, Hao M-D, et al. Association Between Asthma and All-Cause Mortality and Cardiovascular Disease Morbidity and Mortality: A Meta-Analysis of Cohort Studies. *Frontiers in Cardiovascular Medicine*. 2022;9.
12. Koteci A, Morgan AD, Portas L, Whittaker HR, Kallis C, George PM, et al. Left-sided heart failure burden and mortality in idiopathic pulmonary fibrosis: a population-based study. *BMC Pulmonary Medicine*. 2022;22(1):190.
13. Clarson LE, Bajpai R, Whittle R, Belcher J, Abdul Sultan A, Kwok CS, et al. Interstitial lung disease is a risk factor for ischaemic heart disease and myocardial infarction. *Heart*. 2020;106(12):916.
14. Navaratnam V, Millett ERC, Hurst JR, Thomas SL, Smeeth L, Hubbard RB, et al. Bronchiectasis and the risk of cardiovascular disease: a population-based study. *Thorax*. 2017;72(2):161.

15. Reverri E, Morrissey B, Cross C, Steinberg F. Inflammation, Oxidative Stress, and Cardiovascular Disease Risk Factors in Adults with Cystic Fibrosis. *Free Radical Biology and Medicine*. 2014;76:261-77.
16. Kim Y-E, Huh K, Park Y-J, Peck KR, Jung J. Association Between Vaccination and Acute Myocardial Infarction and Ischemic Stroke After COVID-19 Infection. *JAMA*. 2022;328(9):887-9.
17. Wood A, Denholm R, Hollings S, Cooper J, Ip S, Walker V, et al. Linked electronic health records for research on a nationwide cohort of more than 54 million people in England: data resource. *BMJ*. 2021;373:n826.
18. Xie Y, Xu E, Bowe B, Al-Aly Z. Long-term cardiovascular outcomes of COVID-19. *Nature Medicine*. 2022;28(3):583-90.
19. Raisi-Estabragh Z, Cooper J, Salih A, Raman B, Lee AM, Neubauer S, et al. Cardiovascular disease and mortality sequelae of COVID-19 in the UK Biobank. *Heart*. 2023;109(2):119.
20. Stringer WW. Are We Treating Heart Failure in Patients with Chronic Obstructive Pulmonary Disease Appropriately? *Annals of the American Thoracic Society*. 2020;17(8):932-4.
21. Dick SA, Epelman S. Chronic Heart Failure and Inflammation. *Circulation Research*. 2016;119(1):159-76.
22. Chung W-S, Lin C-L, Ho F-M, Li R-Y, Sung F-C, Kao C-H, et al. Asthma increases pulmonary thromboembolism risk: a nationwide population cohort study. *European Respiratory Journal*. 2014;43(3):801.
23. Majoor CJ, Kamphuisen PW, Zwinderman AH, ten Brinke A, Amelink M, Rijssenbeek-Nouwens L, et al. Risk of deep vein thrombosis and pulmonary embolism in asthma. *European Respiratory Journal*. 2013;42(3):655.
24. Hassen MF, Tilouche N, Jaoued O, Elatrous S. Incidence and Impact of Pulmonary Embolism During Severe COPD Exacerbation. *Respiratory Care*. 2019;64(12):1531.
25. Rothnie KJ, Connell O, Müllerová H, Smeeth L, Pearce N, Douglas I, et al. Myocardial Infarction and Ischemic Stroke after Exacerbations of Chronic Obstructive Pulmonary Disease. *Annals of the American Thoracic Society*. 2018;15(8):935-46.
26. Vasbinder A, Meloche C, Azam TU, Anderson E, Catalan T, Shadid H, et al. Relationship Between Preexisting Cardiovascular Disease and Death and Cardiovascular Outcomes in Critically Ill Patients With COVID-19. *Circulation: Cardiovascular Quality and Outcomes*. 2022;15(10):e008942.

Table 1: Data sources used in the English TRE

Data source	Data source name and description
Primary care data	General Practice Extraction Service (GPES) data for pandemic planning and research (GDPPR)
Hospital episodes data	Hospital Episode Statistics (HES) and Secondary Uses Service (SUS), including admitted patient care data, outpatient data, critical care data, and Emergency Care Dataset (ECDS)
Mortality data	Death registry data from the Office for National Statistics (ONS)
Community dispensing data	NHS Business Services Authority (BSA) community dispensing data
COVID-19 laboratory test data	Public Health England (PHE) Second Generation Surveillance System (SGSS) test data results for COVID-19 (pillars 1 and 2)
COVID-19 vaccination data	National immunisation management system COVID-19 vaccination dataset

Legend: TRE (trusted research environment)

Table 2: Number of cardiovascular outcome events during follow-up.

Cardiovascular outcome	n (%)
Composite cardiovascular events	46,255 (1.26)
Venous thromboembolic events	2,190 (0.06)
Coagulopathy events	800 (0.02)
Heart failure	14,290 (0.39)
Angina	5,445 (0.15)
Myocarditis and pericarditis	210 (0.01)
Stroke	12,380 (0.34)
Myocardial infarction	5,810 (0.16)
Pulmonary and arterial embolism	4,725 (0.13)
Arrhythmias	420 (0.01)

Legend: Venous thromboembolic events include deep vein and portal vein thrombosis. Coagulopathy events include thrombocytopenia, thrombophilia and mesenteric thrombus. Heart failure includes cardiomyopathy. All numbers are rounded to the nearest 5.

Table 3: Baseline characteristics of people included in the study and by pre-existing respiratory disease prior to COVID-19 diagnosis

Baseline covariate	Total cohort N=3,670,460	No pre-existing respiratory disease N=3,000,405	Pre-existing respiratory disease N=670,055
Age (mean, SD)	43.1 (18.4)	42.7 (18.1)	44.6 (19.8)
Female sex	1,982,115 (54.0)	1,618,085 (53.9)	364,030 (54.3)
Smoking status			
Non-smoker	2,150,610 (58.6)	1,783,250 (59.4)	367,355 (54.8)
Ex-smoker	833,550 (22.7)	644,235 (21.5)	189,315 (28.3)
Current smoker	534,220 (14.6)	429,270 (14.3)	104,950 (15.7)
Missing	152,075 (4.1)	143,650 (4.8)	8,430 (1.3)
IMD			
1 (most deprived)	468,930 (14.8)	376,165 (12.5)	92,770 (13.9)
2	455,030 (12.4)	371,090 (12.4)	83,940 (12.5)
3	433,325 (11.8)	355,485 (11.9)	77,840 (11.6)
4	391,800 (10.7)	321,870 (10.7)	69,930 (10.4)
5	363,685 (9.9)	297,990 (9.9)	65,695 (9.8)
6	341,140 (9.3)	279,875 (9.3)	61,265 (9.1)
7	325,870 (8.9)	266,585 (8.9)	59,285 (8.9)
8	317,555 (8.7)	259,965 (8.7)	57,590 (8.6)
9	296,420 (8.1)	242,775 (8.1)	53,645 (8.0)
10 (least deprived)	260,590 (7.1)	213,640 (7.1)	46,950 (7.0)
Missing	16,115 (0.4)	14,970 (0.5)	1,145 (0.2)
Region			
Southeast	455,290 (12.4)	373,910 (12.5)	81,380 (12.2)
Southwest	181,690 (5.0)	146,180 (4.9)	35,515 (5.3)
London	638,670 (17.4)	543,805 (18.1)	94,866 (14.2)
East Midlands	269,940 (7.4)	219,730 (7.3)	50,210 (7.5)
West Midlands	477,860 (13.0)	386,100 (12.9)	91,760 (13.7)
East of England	305,840 (8.3)	250,270 (8.3)	55,570 (8.3)
Yorkshire and The Humber	394,475 (10.8)	318,510 (10.6)	75,964 (11.3)
Northeast	162,560 (4.4)	128,925 (4.3)	33,640 (5.0)
Northwest	580,275 (15.8)	465,435 (15.5)	114,840 (17.1)
Missing	203,855 (5.6)	167,545 (5.6)	36,310 (5.4)
BMI			
Obese	882,560 (24.0)	682,285 (22.7)	200,275 (29.9)
Not obese	2,300,165 (62.7)	1,882,740 (62.8)	417,425 (62.3)
Missing	487,735 (13.3)	435,375 (14.5)	52,360 (7.8)
Previous surgery	390,855 (10.7)	298,345 (9.9)	92,515 (13.8)
Hypertension	754,915 (20.6)	582,365 (19.4)	172,550 (25.8)
Diabetes	320,765 (8.7)	241,460 (8.1)	79,305 (11.8)
Cancer	557,075 (15.2)	447,130 (14.9)	109,945 (16.4)
Liver disease	12,185 (0.3)	8,855 (0.3)	3,330 (0.50)
Chronic kidney disease	252,660 (6.9)	185,680 (6.2)	66,980 (10.0)
Dementia	101,130 (2.8)	78,870 (2.6)	22,260 (3.3)
Previous severe cardiovascular events	344,445 (9.4)	250,725 (8.4)	93,725 (14.0)
Cardiovascular-related medication	797,235 (21.7)	614,915 (20.5)	182,322 (27.2)

Legend: Numbers are n(%) for binary variables and mean (SD) for continuous variables. SD (standard deviation), BMI (Body Mass Index), IMD (Index of Multiple Deprivation). All numbers are rounded to the nearest 5.

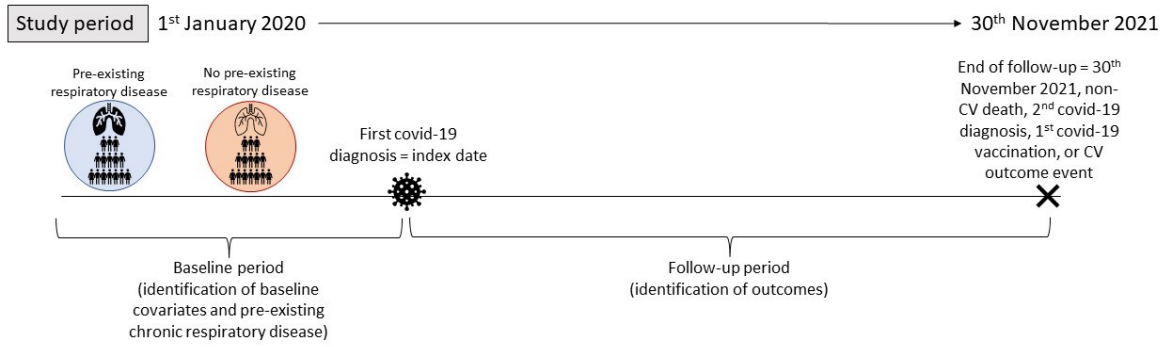


Figure 1: Study design.

Legend: Pre-existing respiratory disease is defined as a diagnosis of chronic obstructive pulmonary disease, asthma, bronchiectasis, cystic-fibrosis, or interstitial lung disease. CV (cardiovascular)

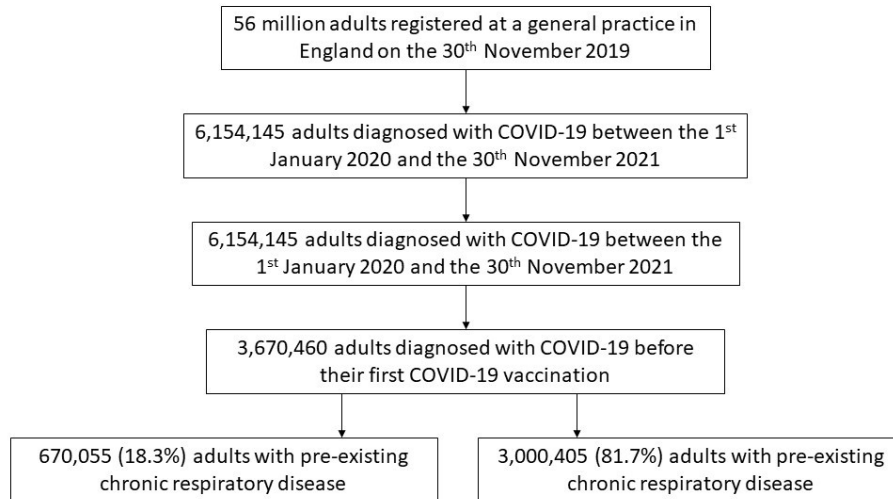


Figure 2: Flow diagram illustrating inclusion of study population.

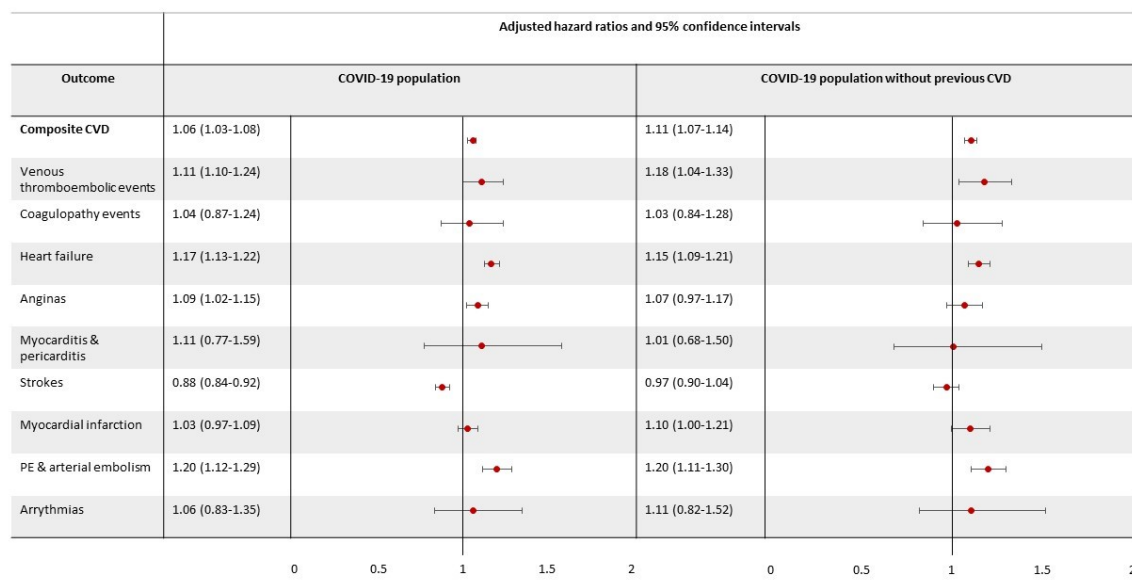


Figure 3: Risk of post-COVID-19 cardiovascular outcomes (and each cardiovascular component) in people with pre-existing chronic respiratory disease compared with people without pre-existing chronic respiratory disease

Legend: Venous thromboembolic events include deep vein and portal vein thrombosis. Coagulopathy events include thrombocytopenia, thrombophilia and mesenteric thrombus. PE (pulmonary embolism). Risk of cardiovascular outcomes is reported in all people with COVID-19 and people with no history of cardiovascular events prior to COVID-19 separately.

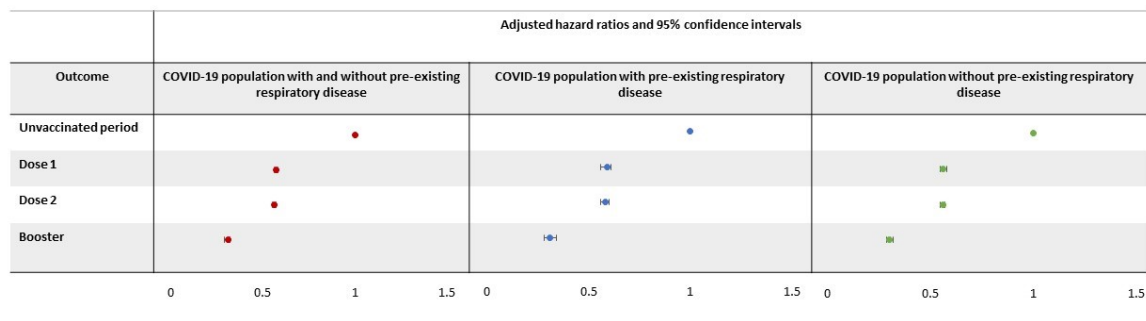


Figure 4: Association between increasing number of COVID-19 vaccinations and risk of cardiovascular outcomes in people who had been infected with COVID-19.

Legend: Reference period is the unvaccinated period from COVID-19 diagnosis to first COVID-19 vaccination or censoring. The dose 1 period is from 1st COVID-19 vaccination to 2nd COVID-19 vaccination or censoring. The dose 2 period is from the 2nd COVID-19 vaccination to booster or censoring. The booster period is from the booster vaccine to end of follow-up or censoring.