

Title:

Exploring the Effectiveness of PAC Rehabilitation for the Patients with Traumatic Brain Injury : A Retrospective Study

Ju-Lan Yang<sup>1,2</sup>, Chih-Ming Lin<sup>3,4</sup>, Ying-Lin Hsu<sup>1\*</sup>

1. Department of Applied Mathematics, National Chung Hsing University, Taichung, Taiwan
2. Assistive Devices Center, Changhua Christian Hospital, Changhua City, Taiwan
3. Department of Neurology, Changhua Christian Hospital, Changhua City, Taiwan
4. Department of Post-Baccalaureate Medicine, College of Medicine, National Chung Hsing University, Taichung, Taiwan

## **Exploring the Effectiveness of PAC Rehabilitation for the Patients with Traumatic Brain Injury : A Retrospective Study**

### **Abstract**

**Background:** According to a report from the World Health Organization, traumatic brain injury (TBI) will surpass many diseases by 2020 and become the main cause of death and disability. It is estimated that 10 million people are affected by TBI every year, and the burden of death and morbidity disease is imposed on society, making TBI urgent public health and medical problem (Hyder et al., 2007). In Taiwan, for every 100,000 emergency patients, there are 333 patients with traumatic brain injury, and the predominant group is 15-24 years old, and the mortality rate is 9 per 10,000. The survivors caused a lot of troubles in life because of the remaining obstacles, especially health and socio-economic problems (Wang et al., 2012). Therefore, post-acute care (PAC) is immediately given active integrated care during the golden period of post-acute care to restore its function, which will reduce the medical expenses of subsequent rehospitalization and reduce the burden of family and social care.

**Objective:** The purpose of this study was to exploring the effectiveness of post -acute care for the patients with traumatic brain injury.

**Methods:** This is a retrospective cohort study that enrolled 168 patients over 18 years of age (inclusive) about before and after PAC. The differences between the before and after receiving PAC were collected about the Barthel Index (ADL), Lawton-Brody IADL Scale (IADL), and EuroQoL-5D(EQ-5D) by using purposive sampling. The Statistics SPSS 25.0 package software was used to test the Paired Samples t-test, Pearson correlation coefficient, Chi-square Test for statistical analysis.

**Results:** The results showed that this study predicts that the functional recovery of patients with traumatic brain injury receiving PAC treatment will be effective. The optimal length of hospitalization for rehabilitation was predicted by the Barthel Index(ADL), Lawton-Brody IADL Scale (IADL), and EuroQoL-5D(EQ-5D).

**Conclusion:** The results of this study can confirm that PAC has important effects. This result can be used as a reference for national planning health policies and cross-disciplinary professional design cases and family PAC intervention plans, in order to restore activity functions as soon as possible, improve the quality of life, and reduce the burden of family and social care.

**Keywords:** traumatic brain injury, Functional Status, Post-Acute Care (PAC) , Depression, Physical and mental condition

## **Introduction :**

Traumatic brain injury (TBI) will overtake many diseases as the leading cause of death and disability by 2020, according to the World Health Organization. An estimated 10 million people are affected by traumatic brain injury each year, and the burden of mortality and morbidity the disease imposes on society makes traumatic brain injury an urgent public health and medical problem (Hyder et al., 2007). For every 100,000 emergency patients in Taiwan every year, there are 333 traumatic brain injury patients, and the most common group is 15-24 years old, and the mortality rate is 9/10,000. problems, especially health and socioeconomic problems (Wang et al., 2012). Therefore, post-acute integrated care (Post-acute Care, PAC) immediately provides positive integrated care during the golden period of acute post-acute treatment to restore its function, which will reduce subsequent hospitalization medical expenses and reduce the burden of family and social care. burden.

At present, Taiwan's medical environment focuses on acute medical care, coupled with the promotion of the DRG system, patients with traumatic brain injury are hospitalized for about 5 to 7 days, and when their condition is stable, they will be discharged from the hospital. However, family members are not prepared for how to take care of traumatic brain injury patients, resulting in great pressure on physical, mental and social care. There are even studies in China pointing out that the number of inpatient rehabilitation treatments that patients can receive also decreases due to the reduction in hospitalization time, resulting in an increase in the rate of patients being admitted to nursing homes after discharge, and the demand for long-term care has also increased (Ding et al., 2016). There are also literatures in Europe pointing out that the early discharge of patients only transfers the medical expenses to the nursing home.

When CMS (Centers for Medicare and Medicaid Services) in the United States implemented a national bundled payment trial plan in 2013, the hospitalization and PAC packages were included in the same fixed payment, so as to promote cross-unit payment between hospitals and PAC units. Undertake as a hospital, improve the transfer process and quality of care, and reduce care costs (Wu et al., 2014). Taiwan has implemented the Tw-DRGs (Taiwan Diagnosis Related Groups, Hospital Diagnosis Related Groups) payment system since 2010. The purpose is to pay more attention to the quality of medical care and the rationality of payment through the fixed payment for various diseases. In order to reduce the length of acute hospitalization, patients without acute care needs are required to be discharged early and go home (Wu, 2008). However, there are not enough post-acute follow-up rehabilitation programs to bridge the transition period between acute care and home care (Luo et al., 2012).

Therefore, it is even more important to plan the post-acute medical integrated care model (Post-acute Care, hereinafter referred to as PAC) as soon as possible. The post-

acute integrated care model and the patient's vertically integrated transition system can provide positive integrated care immediately during the golden period of acute post-treatment according to the degree of disability of individual patients, so that they can restore their functions and reduce subsequent recurrence. Hospitalization and medical expenses, reducing the burden of family and social care. It can also strengthen the efficiency of acute medical resource allocation, seamlessly integrate with long-term care services, and achieve a win-win goal (Ministry of Health and Welfare, Central Health Insurance Administration, 2017).

PAC is a plan promoted by the Central Health Insurance Agency of the Ministry of Health and Welfare. There are six sub-plans, which are implemented in phases. Among them, the acute post-acute care of cerebral apoplexy has been implemented since January 1, 2013; the acute post-acute care of burns and scalds It has been implemented since September 9, 104, and other types of care (fragile fractures, debilitating advanced age, traumatic nerve injury, heart failure) have been implemented since July 1, 106. Most of the found literature discusses the overall functional effectiveness or cost analysis of patients after receiving PAC and the evolution of related PAC development, especially in foreign countries. Studies abroad have also pointed out that hospitalization and the subsequent need for PAC are a stressful period for patients, their families, and other caregivers (Ouslander, & Mandi, 2019). However, little research has been done on the effectiveness of PAC functional recovery in patients with traumatic brain injury. It is hoped that the results of this study can be used as a reference for hospitals, patients, and family members on the recovery of PAC functional status, so that they can be more confident. When performing discharge preparation services, they can evaluate the patient's condition and provide appropriate transfer to PAC. Hospitals, in order to restore the function of activities as soon as possible, improve the quality of life, and reduce the burden of family and social care. At the same time, as a nurse, it can understand the traumatic brain injury patients and their families, and the emotional reactions of the whole family when they may become disabled, and then plan interventional nursing measures. It can also provide necessary help for traumatic brain injury patients and their families in the process of coping with disability, and provide health education and psychological support according to their needs.

## **Method :**

The Institutional Review Board of a tertiary medical center approved this retrospective medical chart review and analysis.

## **Study Design and Sample Selection :**

This study mainly recruits patients who are 18 years old or above in the general ward of a medical center in Taiwan who have been diagnosed with traumatic brain injury and are disabled within 60 days of onset, and who meet all the following conditions and are included in the case. In terms of gender, the retrospective method of medical records was mainly used to collect the scale data of 168 patients aged 18 or over before and after receiving PAC.

The inclusion criteria were:

- (1) Patients who are 18 years old or above, disabled due to traumatic brain injury within 60 days of onset, and have significant and persistent moderate functional impairment (Pap Scale 40 to 70 points) , has been assessed as a suitable recipient.
- (2) Those who have no complications or have controllable complications and stable symptoms.
- (3) The medical condition is stable (for example: the neurological condition has not deteriorated for more than 72 hours and has escaped from the nerve injury shock period), does not require intensive medical intervention, testing or oxygen users, and has positive rehabilitation potential as judged by the medical team.
- (4) The patient's physical strength can maintain a sitting position for at least one hour in a wheelchair or on the edge of a bed with support, and the patient has an achievable treatment goal.
- (5) The patient has the cognitive and learning ability and the motivation to cooperate with rehabilitation, can actively participate in the rehabilitation treatment plan, and has filled out the consent form.
- (6) Those with sufficient family support system and accompanied by family members or caregivers.

The exclusion criteria include patients with:

- (1) Spinal cord injury.
- (2) Combined with other multiple traumas but still unstable, such as unstable fractures.
- (3) Severe mental illness.
- (4) Long-term respirator dependence.
- (5) Terminal illness.
- (6) Long-term bed rest, unable to recover body functions.
- (7) The cancer still requires follow-up hospitalization (chemotherapy, radiotherapy, etc.).

## **Statistical Analysis :**

This study enrolled a total of 168 participants with complete demographic information and baseline measurements. The medical record should include assessment in three domains: 1) functional outcome with the Barthel Index (ADL), 2) Lawton-Brody IADL Scale (IADL), and 3) EuroQoL-5D(EQ-5D). These assessments were both performed before and after receiving the rehabilitation in PAC. By using the paired sample t-test to compute the differences between the pre- and post-PAC scores. The Mann–Whitney U-test or Kruskal Wallis Test was used to examining whether these changes are significantly different among the subgroups. Simple Logistic Regression was used to explore the relationship between the Barthel Index (ADL), Lawton-Brody IADL Scale (IADL), EuroQoL-5D(EQ-5D), and hospitalization days. The cut-off point was found using a receiver operating characteristic (ROC) curve, and the area under the curve (AUC) indicated the degree of progress and the overall accuracy of the variable.

The Youden index is equal to sensitivity + (1-specificity), and the largest Youden index is chosen to determine the cut-off point. Sensitivity, specificity, positive predictive value (PPV), negative predictive value (NPV), positive likelihood ratio (+LR) and negative likelihood ratio (- LR) (FN) and false positive (FP) represent true positive rate, true negative rate, true positive detection rate, true negative detection rate, ratio of true positive rate to false positive rate, true negative rate to false positive rate, respectively ratio of false negative rates. Set up the model to find predictions and run the ROC curve with the predictions to find the best split probabilities. Predicted values less than this probability are classified as 0, and those greater than this probability are classified as 1, and the confusion matrix is calculated mathematically. Statistical analysis was carried out using IBM SPSS Statistics for Windows, Version 25.0 (IBM Corp, Armonk, NY).

## **Results :**

The current study included a total of 168 participants. The results showed that this study predicts that the functional recovery of patients with traumatic brain injury receiving PAC treatment will be effective.

The optimal length of hospitalization for rehabilitation was predicted by the Barthel Index(ADL), Lawton-Brody IADL Scale (IADL), and EuroQoL-5D(EQ-5D).

First, we use python to predict the Logistic regression model calculation method in machine learning:168 patients who received PAC due to traumatic brain injury were divided into two groups, 117 were set as the training group, and 51 were set as the experimental group. A previous Barthel Index(ADL) greater than 0 is classified as progress. If the Barthel Index(ADL) after receiving PAC minus the Barthel Index(ADL) before receiving PAC is less than or equal to 0 points, it is classified as not improved. The model is set up to find predictors and a ROC curve is obtained using Youden index

to find the most suitable split probability. Predicted values less than this probability are classified as 0, and those greater than this probability are classified as 1, and the confusion matrix is calculated mathematically.

We find out that the most suitable threshold is 0.904, the sensitivity is 0.818, the 1-specificity is 0.286, and the AUC area is 0.657 (Figure 1), which predicts that the patient's Barthel Index(ADL) after receiving PAC minus the Barthel Index(ADL) before receiving PAC. The optimal rehabilitation hospitalization days were found to be 20 days if the score was greater than 0 (Figure 3). However, if the rehabilitation hospital stay reaches 31 days, the patients will have a more significant improvement (Figure 4). Let's use python to perform the Logistic regression model calculation method in machine learning to make additional predictions: 168 patients who received PAC due to traumatic brain injury were divided into two groups, 117 were set as the training group, and 51 were set as the experimental group. A previous Barthel Index(ADL) greater than or equal to 20 points was classified as a significant improvement. If the Barthel Index(ADL) after receiving PAC minus the Barthel Index(ADL) before receiving PAC is less than 20 points, it is classified as no significant improvement.

We used the Youden index to obtain the ROC curve to find the most suitable threshold value of 0.681, sensitivity of 0.667, 1-specificity of 0.278, and AUC area of 0.661 (Figure 2), predicting the decrease in Barthel Index(ADL) of patients after receiving PAC. The optimal number of rehabilitation hospital days for which a significant improvement was found to be significant was 31 days for Barthel Index(ADL) greater than or equal to 20 before receiving PAC (Figure 4).

### **Conclusion:**

The results of this study can confirm that PAC has important effects. This result can be used as a reference for national planning health policies and cross-disciplinary professional design cases and family PAC intervention plans, in order to restore activity functions as soon as possible, improve the quality of life, and reduce the burden of family and social care.

### **Ethics Approval and Consent to Participate :**

Ethics approval and consent to participate:

The Institutional Review Board of Changhua Christian Hospital (CCH) approved this retrospective cohort study, which was performed in Changhua Christian Hospital. Informed consent was waived due to decoding between original datasets and personal information, as well as approval from the IRB of CCH (#220323).



## References :

1. Atay, İ. M., Aslan, A., Burç, H., Demirci, D., & Atay, T. (2016). Is depression associated with functional recovery after hip fracture in the elderly? *Journal of Orthopaedics*, 13(2), 115–118.  
<https://doi.org/10.1016/j.jor.2015.02.001>
2. American Psychiatric Association (2013). *Diagnostic and statistical manual of mental disorders*, 5th edition: DSM-5. Washington, DC: Author.
3. Finlayson, M. L., & Peterson, E. W. (2010): Falls, aging, and disability. *Physical Medicine and Rehabilitation Clinics of North America* ;21:357-73. <https://doi.org/10.3109 / 09638288.2014.976718>.
4. Griffiths, F., Mason, V., Boardman, F., Dennick, K., Haywood, K., Achten, J., Parsons, N., Griffin, X., Costa, M. (2015). Evaluating recovery following hip fracture: a qualitative interview study of what is important to patients. *BMJ Open* ,4: e005406. <https://doi.org/10.1136/bmjopen-2014-005406>.
5. Griffiths, P., Edwards, M., Forbes, A., & Harris, R. (2005). Post-acute Intermediate Care in Nursing-Led Units: A Systematic Review of Effectiveness. *International Journal of Nursing Studies*,42(1),107-116.
6. Hoyl, M.T., Alessi, C.A., Harker, J.O., Josephson, K.R., Pietruszka, F.M., Koelfgen, M., Mervis, J.R., Fitten, L. J., & Rubenstein, L. Z. (1999). Development and testing of a five-item version of the Geriatric Depression Scale. *Journal of the American Geriatrics Society*,47 ( 7 ) ,873-878.
7. Kristensen, M. T., Foss, N., B., Ekdahl, C., & Kehlet, H. (2010). Prefecture functional level evaluated by the New Mobility Score predicts in-hospital outcome after hip fracture surgery. *Acta Orthopædic et Traumatologica Turcica*,81 (3), 296-302.  
<https://doi.org/10.3109/17453674.2010.4872>

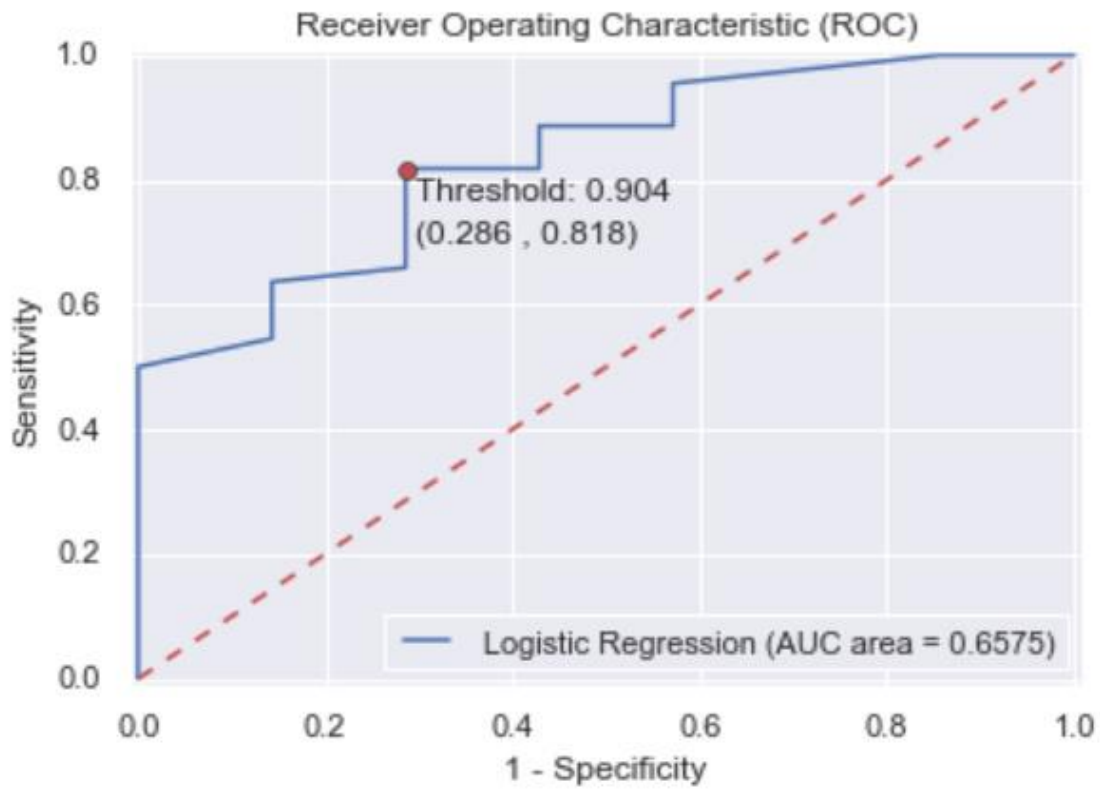


8. Yang, J. L., Ou, Y.H., Liu, S.Y., Lin, C.H., Chang, S.W., Lu, Y.H., Shen T.S., Hsieh, C.P., Lin, C.M.\*, Lei, R.L.\* (2021) . Exploring the effectiveness of post-acute care rehabilitation for the elderly with hip surgery: a retrospective cohort study. *Therapeutics and Clinical Risk Management* (17), 641–648. <https://doi.org/10.2147/TCRM.S317218>.
9. Yang, J. L., Lei, R.L.\* (2020) . Exploring the Effectiveness of Post -Acute Care for the Elderly after Hip Fracture : A Mixed-Methods Study (Master's Thesis) • Hongguang University of Science and Technology, Taichung City.
10. The Ministry of the Interior of the Republic of China (2018) • Internal Affairs Statistical Bulletin for the 15th week of 2018 • From [https://www.moi.gov.tw/stat/news\\_detail.aspx?sn=13742](https://www.moi.gov.tw/stat/news_detail.aspx?sn=13742).
11. Wu Lizhu, Gao Xuehui, Wang Ruixia (2019). Discussion on predictors of activities and function in elderly patients six months after hip fracture surgery. *Rong Zong Nursing*, 36(1), 2-13. [https://doi.org/10.6142/VGHN.201903\\_36\(1\).0001](https://doi.org/10.6142/VGHN.201903_36(1).0001).
12. Wu Xiaoqi (2008) • A bridge between acute medicine and chronic care— subacute and post-acute care • *Journal of Nursing*, 55(4), 5-10. <https://doi.org/10.6224/JN.55.4.5>
13. Wu Xiaoqi, Huang Shuci, Wu Qiufen (2014) • Package payment system for hospitalization and post-acute care in the United States • *Taiwan Journal of Public Health*, 33(5), 459-469
14. Wu Xiaoqi, Huang Shuci, Ye Xinting, Li Xiaoling, Su Meiru (2015) • Introduction and application of CARE and related post-acute care assessment tools • *Journal of Long-Term Care*, 19(1), 73-86.
15. Li Zongyu, Lu Fengping, Zhan Dingzheng (2014) • Risk factors, assessment, and prevention of falls in the elderly • *Journal of Internal Medicine*, 25, 137-142.
16. Li Weiru, Lin Mingxian, Chen Lianggong (2016) • Acute post-care and mid-term care • *Clinical Medicine Monthly*, 78(6), 326-330.
17. Lin Bizhu (2004) • Discussion on the care experience of the main caregivers during the transitional period of the discharge of hip fracture patients • *New Taipei Journal of Nursing*, 6(1), 57-67.

18. Gao Yusheng, Ye Ling, Xie Yijin (2017) • Clinical effectiveness of the post-acute care program for cerebral apoplexy in Chengzuo Regional Hospital • *Physical Therapy*, 42(2), 160-161.
19. Zhang Lili (2010) • Development and Future Prospects of Oncology Case Manager • *Journal of Oncology Nursing*, 10(S), 1-9.
20. Chen Keni (2018) • Discussion on the Quality of Life of Elderly Patients with Hip Fracture After Surgery (Master Thesis) • From Huayi Online Library.
21. Lu Jialing (2015) • Discussion on the recovery status of patients after hip fracture surgery • (unpublished master's thesis) • National Taipei University of Nursing and Health, Taipei City.
22. Peng Lining, Chen Weiming, Chen Chengfang, Huang Qingkui, Li Weiju, Chen Liangkong (2016) • Survival benefit of post-acute care for elderly hip fracture patients in Taiwan: A 5-year prospective cohort study • *International Journal of Geriatrics*, 16(1), 28-36.
23. Zeng Mingyue, Yang Qingzi, Xu Yaying (2009) • Evaluation of Interventional Programs for Elderly Hip Fractures: Elderly Cases and Caregiver's Perspective • *Chang Gung Nursing*, 21(2).
24. Huang Peiru, Li Shuxing (2012). A medical record control study to explore the risk factors related to hip fracture in patients. *Journal of Nursing*, 59(6), 45-54. <https://doi.org/10.6224/JN.59.6.45>.
25. Huang Shuyi, Song Huijuan (2016) • Concept Analysis of Depression • *Nursing General Rong*, 33(2), 204-211.
26. Huang Junfeng, Pan Bairong, He Dafeng, Zhang Chenghao, Luo Shixun, Lin Guanhong (2018). Rehabilitation-based combined care model reduces postoperative mortality of hip fracture patients. *Taiwan Medicine*, 22(2), 174-180.  
[https://doi.org/10.6320/FJM.201803\\_22\(2\).0009](https://doi.org/10.6320/FJM.201803_22(2).0009).
27. Central Health Insurance Administration, Ministry of Health and Welfare (2017) • Acute post-acute integrated care plan • Retrieved from [https://www.nhi.gov.tw/Content\\_List.aspx?n=5A0BB383D955741C&topn=D39E2B72B0BDFA](https://www.nhi.gov.tw/Content_List.aspx?n=5A0BB383D955741C&topn=D39E2B72B0BDFA).
28. Statistics Division of the Ministry of Health and Welfare (2019) • 106

- Survey on the Status of the Elderly • Retrieved from  
<https://dep.mohw.gov.tw/DOS/cp-1767-38429-113.html>.
- 29.Xiao Shufen, Lin Chunru, Wang Peicong (2015) • Comprehensive geriatric assessment case report: postoperative hip fracture with geriatric disability • Taiwan Journal of Gerontology and Gerontology, 10(4), 254-264.
- 30.Dai Guiying, Wu Shuqiong, Jiang Dongliang (2006) • Development of American Elderly Medical Insurance for Acute Post-acute Care • Taiwan Weizhi, 25(5), 323-329.
- 31.Han Desheng (2015) • Talking about the national health insurance pilot plan to improve the quality of post-acute care • New Taipei Nursing Journal, 17(2), 1-9.
- 32.Jian Yukun (2004) • Psychological stress and coping strategies for the elderly: Biological-psychological-social integration model • Journal of Nursing, 51(3),11-14. <https://doi.org/10.6224/JN.51.3.11>.
- 33.Luo Dawei, Guo Liangjun, Tang Yijing (2012) • Discussion on the effectiveness of mid-term care for patients with hip fractures • Taiwan Journal of Geriatrics and Gerontology, 7(1), 15-26.
34. Tinetti M.E., Inouye S.K., Gill T.M., & Doucette J.T.( 1995).Shared risk factors for falls, incontinence, and functional dependence. Unifying the approach to geriatric syndromes. Journal of the American Medical Association, 273(17),1348-53.
35. Ding Ruiyu, Lin Yuzhen, Huang Guanhua, Chen Yanfang, Gao Murong (2016) • A cost-effectiveness analysis of hip fracture patients receiving acute post-hospital rehabilitation program • Beishi Medical Journal, 13(3), 339-349.

Figure 1.



$\Delta BI > 0$  ( improvement )       $\Delta BI \leq 0$  ( non-improvement )

dataset 70% vs 30%      training

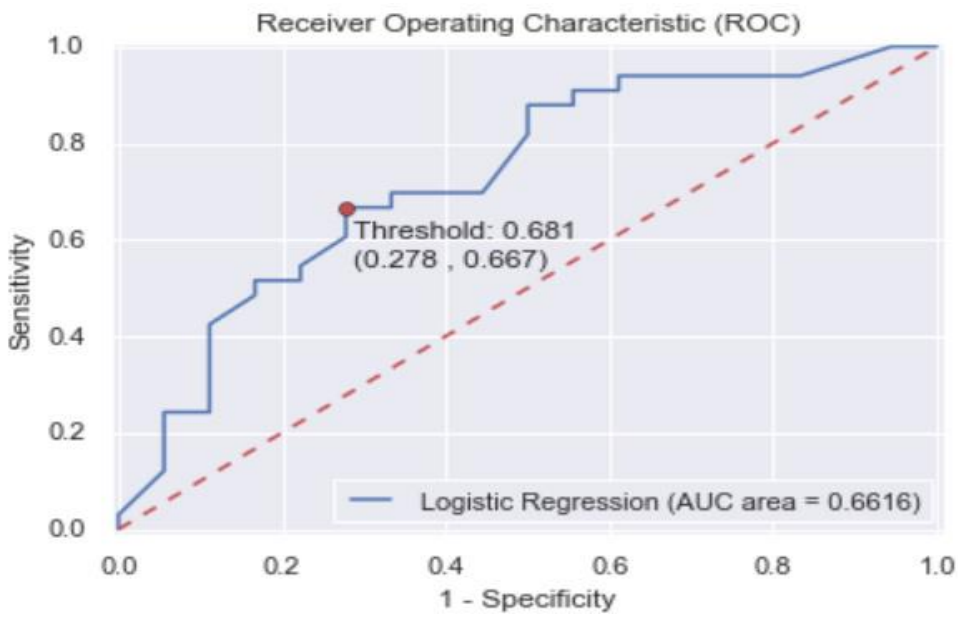
training set n= 117      test set n= 51

Sensitivity = 0.818 / Specificity = 0.714

Youden index = Max ( Sensitivity - ( 1 - Specificity ) )

Optimal Threshold = 0.904

Figure 2.



$\Delta BI \geq 20$  (significant improvement)     $\Delta BI < 20$  (no significant improvement)

dataset 70% vs 30%    training

training set    n= 117    test set    n= 51

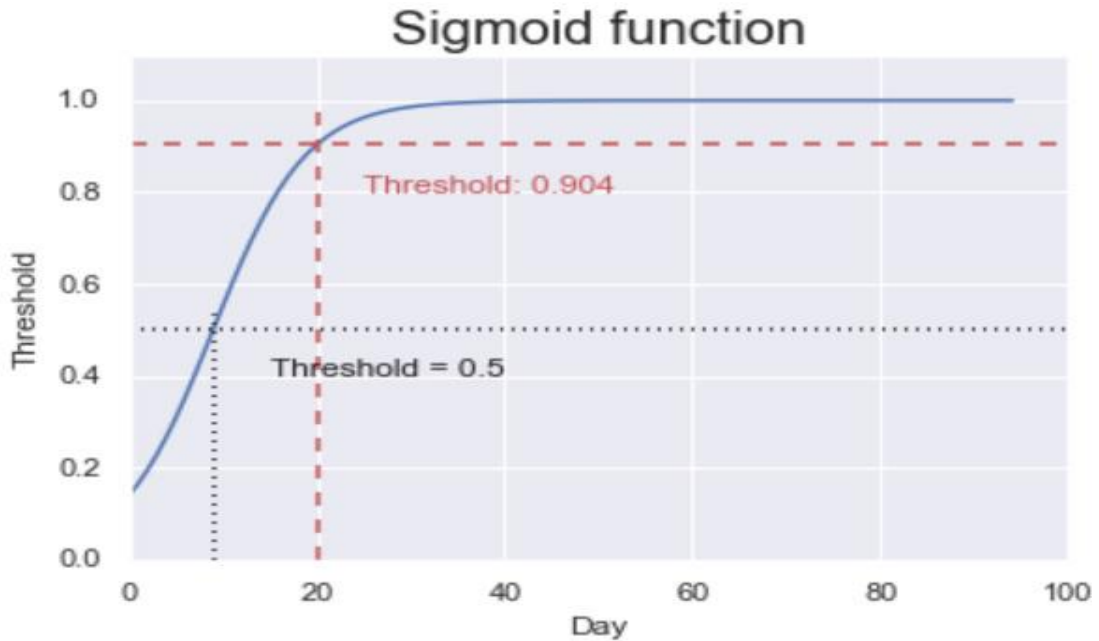
Sensitivity = 0.667 /    Specificity = 0.722

Youden index = Max (Sensitivity - (1 - Specificity) )

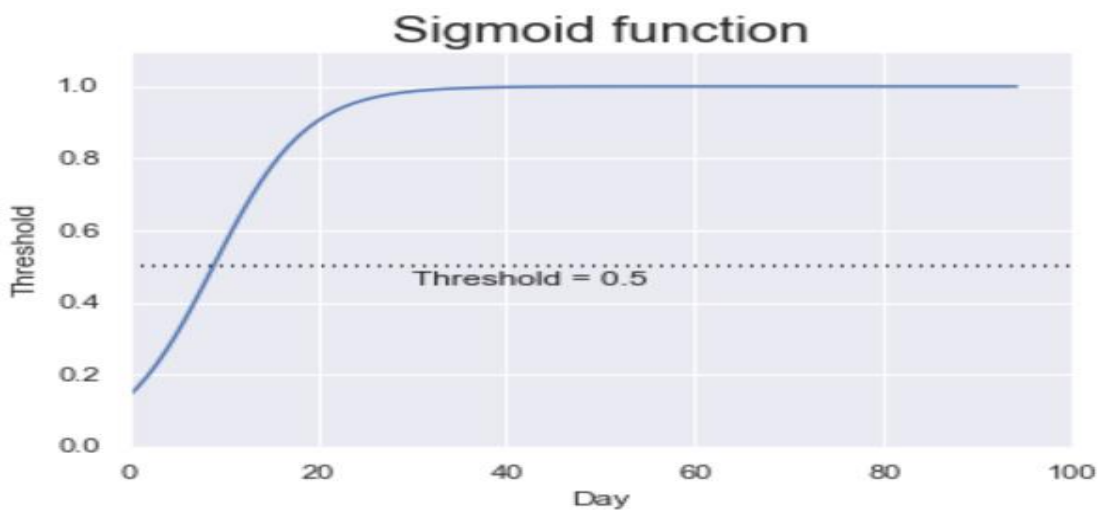
Optimal Threshold = 0.681

Figure 3.

$\Delta BI > 0$  (progress)       $\Delta BI \leq 0$  (no progress)  
 dataset 70% vs 30%      training  
 training set n= 117      test set n= 51



	Threshold	Cut-off point	
0	Origin	0.5	8.967
1	Optimal	0.904	20.000



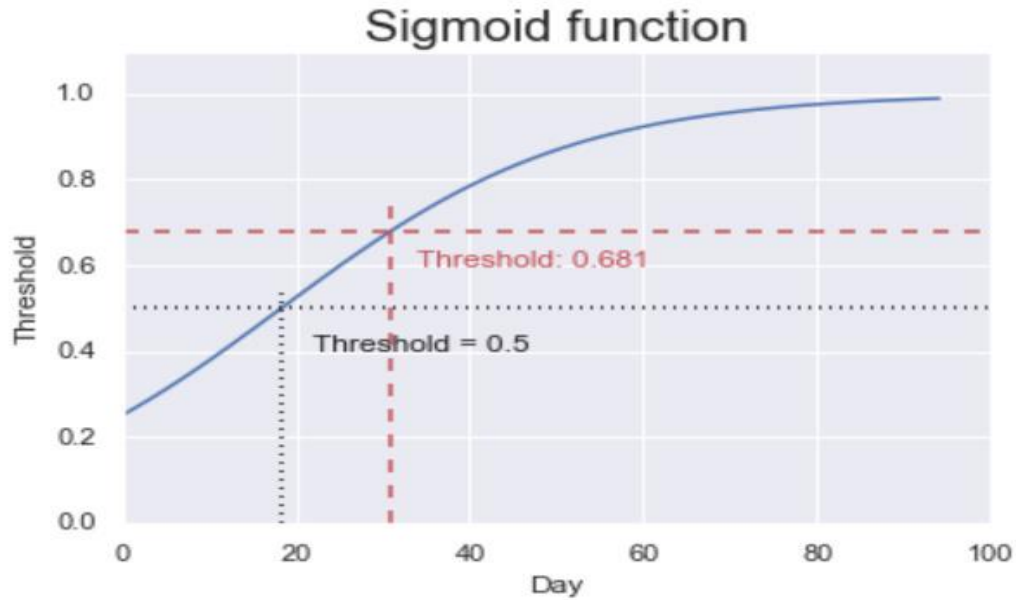
Accuracy of Logistic Regression training set : 0.923  
 Accuracy of Logistic Regression testing set : 0.824

Figure 4.

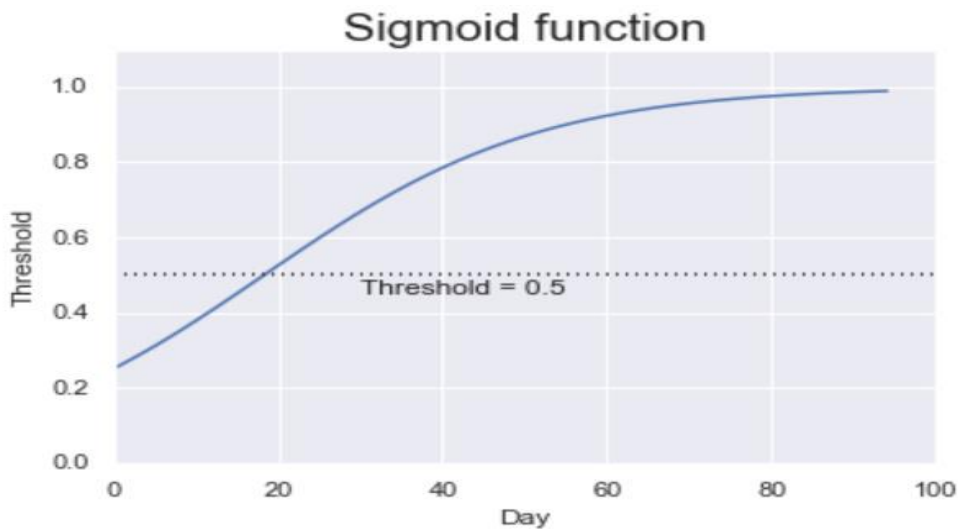
$\Delta BI \geq 20$  (significantly improved)  $\Delta BI < 20$  (no significant improved)

dataset 70% vs 30% training

training set n= 117 test set n= 51



	Threshold	Cut-off point
0	Origin	0.5      18.323
1	Optimal	0.681     31.000



Accuracy of Logistic Regression training set : 0.761

Accuracy of Logistic Regression testing set : 0.725