

1 **The fading of the mpox outbreak among men who have sex with** 2 **men: a mathematical modelling study**

3
4 **Maria Xiridou¹, Fuminari Miura^{1,2}, Philippe Adam^{3,4}, Eline Op de Coul¹, John de Wit^{3,5},**
5 **Jacco Wallinga¹**

6
7 ¹ *Centre for Infectious Disease Control, National Institute of Public Health and the*
8 *Environment, Bilthoven, the Netherlands*

9 ² *Center for Marine Environmental Studies, Ehime University, Ehime, Japan*

10 ³ *Centre for Social Research in Health, UNSW Sydney, Sydney, NSW, Australia*

11 ⁴ *Institute for Prevention and Social Research, Utrecht, the Netherlands*

12 ⁵ *Interdisciplinary Social Science, Utrecht University, Utrecht, the Netherlands*

13 ⁶ *Department of Biomedical Data Sciences, Leiden University Medical Center (LUMC),*
14 *Leiden, the Netherlands*

15
16 **Corresponding author:** Maria Xiridou, Centre for Infectious Diseases Control, Department
17 of Epidemiology and Surveillance, National Institute of Public Health and the Environment,
18 PO Box 1, 3720 BA Bilthoven, The Netherlands. Tel: +3130 2743057. Fax: +3130 2744409.
19 Email: maria.xiridou@rivm.nl.

20
21 **Counts:** Abstract: 250 words; main text: 3,539 words; tables/figures: 8.

22
23 **Conflicts of interest:** The authors declare that no competing interests exist.

24 **NOTE:** This preprint reports new research that has not been certified by peer review and should not be used to guide clinical practice.

25 **Funding:** The authors received no specific funding for this work. FM acknowledges funding
26 from Japan Society for the Promotion of Science (JSPS KAKENHI, Grant Number
27 20J00793).

28

29 **Short title:** Modelling mpox (monkeypox) among MSM.

30

31 **Keywords:** monkeypox, mpox, men who have sex with men, MSM, mathematical model.

32

33 **Availability of data and materials:** The data for the numbers of daily mpox cases in the
34 Netherlands described in this study can be freely and openly accessed on the website of the
35 National Institute of Public Health and the Environment (RIVM) of the Netherlands:
36 <https://www.rivm.nl/en/mpox>. The data from the “COVID-19, Sex, and Intimacy Survey” and
37 the survey “Monkeypox: a new challenge for your sex life” are third party data and are not
38 freely available; enquiries for data access can be addressed to Prof. J. de Wit at
39 j.dewit@uu.nl. Description and summaries of the data on sexual behaviour from the “COVID-
40 19, Sex, and Intimacy Survey” have been published in Xiridou et al. *Sex Transm Dis* 2020;
41 *49:145-153* ([https://journals.lww.com/stdjournal/Fulltext/2022/02000/How_the_Disruption](https://journals.lww.com/stdjournal/Fulltext/2022/02000/How_the_Disruption_in_Sexually_Transmitted.9.aspx)
42 [in Sexually Transmitted.9.aspx](https://journals.lww.com/stdjournal/Fulltext/2022/02000/How_the_Disruption_in_Sexually_Transmitted.9.aspx)).

43

44 **ABSTRACT**

45

46 **Background** The mpox (monkeypox) outbreak in the Netherlands started winding down in
47 July 2022, before the mpox vaccination programme was initiated. Most cases were men who
48 have sex with men (MSM). We investigated whether the rapid decline in mpox could be
49 attributed to depletion of susceptible MSM or to behavioural changes.

50

51 **Methods** We developed a transmission model that was fitted to data on mpox cases in the
52 Netherlands until 25 July 2022, when the mpox vaccination programme started. We included
53 behavioural changes, namely less casual partners and shorter time until mpox cases abstain
54 from sexual contacts.

55

56 **Results** Without behavioural changes, the peak in modelled mpox cases matched
57 observations, but the decline thereafter was less steep than observed. Allowing for
58 behavioural changes in July 2022, we estimated a 13-24% decline in numbers of casual
59 partners and halving of the infectious time until sexual abstinence. When the vaccination
60 programme started, 64% of MSM with very high sexual activity in the model had been
61 infected. Counterfactual model scenarios reveal that the outbreak could have waned by
62 October 2022 even without the vaccination programme. Import of mpox cases at the end of
63 2022 could not result in major outbreaks.

64

65 **Conclusions** The limited size of the mpox outbreak in the Netherlands can be ascribed to the
66 depletion of susceptible MSM with high levels of sexual activity. The subsequent decline was
67 accelerated by behavioural changes in July 2022. Immunity due to infection and vaccination
68 among those most sexually active diminishes the risk of resurgence of mpox.

69 **Introduction**

70 Mpox (formerly known as monkeypox) is a zoonotic disease caused by the monkeypox virus
71 (MPXV) [1]. Since May 2022, mpox outbreaks have been reported, mostly among men who
72 have sex with men (MSM) [2, 3]. As of 12 December 2022, 82,628 mpox cases have been
73 confirmed worldwide [2]. The weekly number of cases peaked within 2-3 months in most
74 countries and then declined [2]. Several factors may have contributed to the abrupt decline,
75 including health communication aimed at increasing awareness and behavioural changes in
76 the affected population, increased immunity due to MPXV infection, public health
77 interventions (such as case finding, contact tracing, vaccination), and a decrease in
78 cultural/social events and traveling after the summer of 2022 [3-6].

79 In the Netherlands, the first mpox diagnosis was on 20 May 2022. The number of mpox cases
80 increased sharply in June 2022, but started declining in the second week of July 2022 [7]. By
81 31 December 2022, 1,259 cases had been notified [8]. On 25 July 2022, a vaccination
82 programme was initiated, providing smallpox vaccination as pre-exposure prophylaxis to
83 MSM at increased risk to get infected with MPXV [9, 10]. Furthermore, in the second half of
84 June 2022, health communication messages about mpox were disseminated via the media and
85 sexual health intervention platforms for MSM [8, 11-13]. On-site campaigns were also
86 undertaken, providing information about mpox at venues, such as gay bars, sauna's, sex clubs,
87 and festivals [8]. The aim of these activities was to enhance awareness among MSM and to
88 promote sex-positive strategies that reduce the risk to acquire or transmit MPXV, such as
89 reducing the number of sexual partners, choosing partners more selectively, as well as
90 recognizing mpox symptoms, seeking care, and/or abstaining from sex [14]. In an online
91 survey carried out in July and August 2022, participants reported that since the start of the
92 outbreak they had reduced their number of sexual partners (50% of participants), they selected
93 their sex partners more carefully, they avoided visits to gay saunas, sex clubs, and sex parties

94 (66% of participants), and they were willing to refrain from close physical and sexual contacts
95 if they were infected with MPXV [14]. Sex venues and parties in Amsterdam experienced a
96 considerable drop in numbers of visitors in July 2022 [15].

97 We assessed the contribution of different factors that may have led to the rapid decline in the
98 number of mpox cases. We developed a mathematical model that describes the transmission
99 of MPXV via sexual or intimate contacts among MSM. We fitted the model to data on
100 confirmed daily mpox cases in the Netherlands until 25 July 2022, when the mpox
101 vaccination programme started, because the decline in cases started before this programme.
102 To disentangle the impact of immunity due to infection and the impact of behavioural changes
103 from the impact of vaccination in shaping the course of the outbreak, we examined model
104 scenarios without the vaccination programme until the end of 2022 and investigated whether
105 changes in sexual behaviour or import of infections could trigger new outbreaks.

106

107

108 **Methods**

109

110 *The transmission model*

111 We developed a deterministic compartmental model that describes MPXV transmission
112 among MSM (Figure 1). The model parameters are defined in Tables 1-3. We accounted only
113 for transmission via sexual or intimate contacts among main (steady) and casual sex partners.
114 In the model, MSM were divided into four sexual activity groups, based on their number of
115 partners: very low, fairly low, fairly high, and very high sexual activity.

116

117 *The course of mpox infection*

118 We conceptualized the course of MPXV infection as follows. After infection, individuals are
119 initially exposed but not yet infectious; later, they become infectious [16-18]. When
120 individuals have symptoms or test positive for MPXV, they may refrain from sexual or
121 intimate activities [18, 19]. In the model, we assumed that infectious individuals may start
122 being sexually abstinent a few days after becoming infectious. Men who are abstinent have a
123 lower probability to transmit MPXV, compared to those who are not abstinent [19]. Most of
124 the infectious individuals recover after a few weeks and become immune, but a small fraction
125 may develop complications and need hospitalization [20, 21].

126

127 *Vaccinated MSM*

128 Smallpox vaccination was ended in the Netherlands in 1974. Based on the fraction of the male
129 population in the Netherlands being born before 1974, in the model we assumed that 25% of
130 MSM in 2022 were vaccinated via the smallpox vaccination programme before 1974 and the
131 vaccine offers some protection against mpox [8]. From the second week of June 2022, close
132 contacts of individuals diagnosed with mpox were offered vaccination with a single dose of
133 third-generation vaccine (Imvanex/Jynneos). To account for these vaccinations, we included
134 in the model a small vaccination rate from 8 June 2022 onwards among those with the highest
135 level of sexual activity.

136

137 *Data*

138 We used data on the daily numbers of mpox cases from the national surveillance system for
139 notifiable infectious diseases [8]. The numbers of confirmed mpox cases were ordered
140 according to date of symptom onset, throughout the analyses presented in this study. The

141 earliest date of symptom onset that has been recorded among confirmed mpox cases in the
142 Netherlands was 27 April 2022.

143

144 *Possible behavioural changes in the first three months of the outbreak*

145 We examined two possible changes: a decline in the duration of the infectious period while
146 not abstinent and a decline in the number of casual partners [8]. We investigated scenarios
147 where these changes occurred only in July 2022 and scenarios with changes in June and in
148 July 2022. For brevity, these are referred to as behavioural changes in June/July 2022. The
149 magnitude and timing of the changes were obtained from the fitting process. The possibility
150 for changes in July was examined because of the reports of reduced sexual activity and
151 increased awareness [14, 15]. We examined also the possibility of changes in June, because
152 the informative campaigns and the media news about mpox started already in June and may
153 have influenced individuals' behaviour.

154

155 *Model fitting*

156 The model was calibrated to the number of mpox cases using a Bayesian approach. We
157 defined uniform prior distributions for the uncertain parameters (Table 1) and sampled 10,000
158 combinations of parameter values. In a first step, we computed from the model and with each
159 combination of parameter values, the daily number of mpox cases by symptom onset and
160 calculated its Poisson likelihood up to 5 July 2022 (for the scenarios with changes only in July
161 2022) or up to 17 June 2022 (for the scenarios with changes in June and July 2022) – see
162 Table 3 for the timing of the behavioural changes. This provided us the posterior distributions
163 of all uncertain parameters except those relating to the behavioural changes that occurred in
164 June/July 2022. In a second step, we used the posterior distributions obtained from the first

165 step and fitted the model to data from 5 July or 17 June 2022 until 25 July 2022. The prior
166 distributions of the parameters in the first and the second step are shown in Tables 1 and 3,
167 respectively. The posterior distributions are shown in Tables S1-S3 in the Supplement.

168

169 *Sensitivity analyses for the size of the MSM population*

170 Based on the size of the male population [22] and prevalence estimates of same-sex behaviour
171 [23], we assumed that the number of MSM in 2022 was 250,000. Due to uncertainty in those
172 estimates, we repeated the analyses with a population size of 200,000 or 300,000 MSM.

173

174 *Scenarios for the future course of the outbreak*

175 We examined hypothetical scenarios for the course of the mpox outbreak until the end of
176 2022. We undertook model calculations until 31 December 2022 for the scenario without
177 behavioural changes and the scenario with behavioural changes in July 2022. For the latter,
178 we investigated also the impact of modifications that could elicit a resurgence in mpox:

- 179 • Return to pre-mpox levels: From 1 November 2022 onwards, the duration of the
180 infectious period while not abstinent and the number of casual partners were as before the
181 mpox outbreak.
- 182 • Increase in sexual activity: As of 1 November 2022, the duration of the infectious period
183 while not abstinent was as before the outbreak, but the number of casual partners was
184 increased: for each scenario, the reduction A% in number of casual partners that occurred
185 in July 2022 was switched to an increase of 2*A% on 1 November 2022.
- 186 • Import of mpox infections: After 1 November 2022, the duration of the infectious period
187 while not abstinent and the number of casual partners were as before the mpox outbreak
188 and we included import of unvaccinated infectious mpox cases into the group with very

189 high sexual activity: either a one-time import of 20 cases on 1 November 2022 or a
190 continuous import of 1 case per day from 1 November until 31 December 2022. These are
191 rather worst-case scenarios for the Netherlands, because, after the summer of 2022, the
192 number of confirmed imported mpox cases has been less than 1 case per week.

193

194

195 **Results**

196

197 *The decline in the mpox outbreak with and without behavioural changes*

198 Without behavioural changes in the model, the daily number of mpox cases among MSM
199 started declining around 8 July 2022, but the decline was less steep than observed (Figure 2a).
200 The epidemic curve in the overall MSM population paralleled the epidemic curve in the group
201 with very high sexual activity, as the decline in the former started 3-4 days after the decline in
202 the latter had started (Figure 2b). The daily numbers of cases in the other three sexual activity
203 groups were still increasing by 25 July 2022 (Figure 2b). Allowing for behavioural changes in
204 July 2022, we found a decline of 15% (95% credible interval (CrI), 1-29%), 15% (95% CrI, 1-
205 29%), and 23% (95% CrI, 3-30%) in numbers of casual partners of MSM with low, fairly
206 high, and very high sexual activity, respectively, compared to their numbers of casual partners
207 before the mpox outbreak (Table S1 in Supplement). The infectious period while not abstinent
208 was reduced from 7.2 days (95% CrI, 3.8-8.0 days) in May-June 2022 to 3.2 days (95% CrI,
209 2.1-7.0 days) in July 2022. The timing of these behavioural changes was calculated from the
210 model at 7 July 2022 and there was a rather sharp decline in the number of cases thereafter
211 (Table S1 and Figure 2c,d). Similar levels of decline in the numbers of casual partners were
212 found by allowing for behavioural changes in June and in July 2022 (Table S1). The

213 infectious period while not abstinent was 6.9 days (95% CrI, 3.8-7.9 days) in May 2022, 5.5
214 days (95% CrI, 2.2-7.9 days) in June 2022, and 3.6 days (95% CrI, 2.1-7.2 days) in July 2022
215 (Table S1). The changes occurred as of 21 June and 10 July 2022 (Table S1 and Figure 2e,f).

216

217 *Distribution of mpox cases according to level of sexual activity*

218 By 25 July 2022, 80% of mpox cases were MSM with very high and 10% with fairly high
219 levels of sexual activity (Figure 3a,b). At that point, 64% (95% CrI, 56-70%) of the group
220 with a very high sexual activity level had been infected with MPXV (Figure 3c), while less
221 than 2% of the other sexual activity groups had been infected with MPXV. In the overall
222 MSM population, 1.1% (95% CrI, 0.9-1.3%) had been infected with MPXV by 25 July 2022.
223 Of all MPXV infections in the model until 25 July 2022, transmission occurred via contacts
224 with casual sex partners in 79% (95% CrI, 73-84%) of infections; the infecting partner was a
225 man with very high, fairly high, fairly low, or very low sexual activity in 87.1%, 10.2%,
226 2.2%, and 0.4% of infections, respectively (Figure 3d).

227

228 *The importance of the size of the MSM population*

229 With a smaller population of 200,000 MSM, the modelled decline in the daily number of
230 cases, started earlier, but was less steep, than observed (Figure 4a,b). The number of cases in
231 the very high sexual activity group was lower and peaked earlier (end of June), while the
232 number of cases in the other three sexual activity groups was higher than in the scenario with
233 250,000 MSM. Among all mpox cases in the model until 25 July 2022, 78% and 11% were
234 MSM with very high and fairly high sexual activity, respectively (Figure 3a). As of 25 July
235 2022, 74% of the MSM in the very high sexual activity group had been infected with MPXV
236 (Figure 3c). With behavioural changes in June/July 2022, we found a smaller reduction in the

237 infectious period before becoming abstinent, from 6.3 days (95% CrI, 2.8-7.9 days) in May-
238 June 2022 to 4.4 days (95% CrI, 2.1-7.7 days) in July 2022 (Table S2).

239 In a larger population of 300,000 MSM, the outbreak without behavioural changes would
240 have been more severe than what we observed in the data (Figure 4c,d). The number of mpox
241 cases in the model started declining around 15 July 2022, about a week later than observed
242 (Figure 4c). With behavioural changes in the model, the infectious period before becoming
243 abstinent was reduced to less than 3 days in July 2022 (Table S3). As of 25 July 2022, 53% of
244 MSM with a very high sexual activity level had been infected with MPXV (Figure 3c).
245 Without behavioural changes, the total number of mpox cases in the model by 25 July 2022
246 was 977 (880-1,165); 1,051 (905-1,175); or 1,116 (1,012-1,263) in a population of 200,000;
247 250,000; or 300,000 MSM, respectively. In the Netherlands, 979 mpox cases had been
248 registered with onset date up to 25 July 2022.

249

250 *Scenarios for the future course of the outbreak*

251 Without behavioural changes in 2022, the outbreak would have faded out by October 2022
252 (Figure 5a) and about a month earlier with behavioural changes in July 2022 (Figure 5b).
253 Assuming in the model that, after 1 November 2022, the interval being infectious but not
254 abstinent had the same duration as in May 2022 and the numbers of casual partners were the
255 same as or higher than those before the outbreak, resulted in a negligible increase in the
256 number of cases until 31 December 2022. Import of unvaccinated infectious MSM with very
257 high level of sexual activity resulted in a small increase in mpox cases until 31 December
258 2022: with a one-time import of 20 cases on 1 November 2022, we found 63 (95% CrI, 50-
259 99) additional mpox cases (Figure 5c), while with a continuous import of one case per day

260 from 1 November to 31 December 2022, we found 114 (95% CrI, 93-166) additional cases
261 (Figure 5d), compared to the scenario without import.

262

263

264 **Discussion**

265 We developed a transmission model of the mpox outbreak among MSM and fitted this model
266 to the daily numbers of mpox notifications in the Netherlands. We demonstrated that
267 depletion of susceptibles among MSM with very high levels of sexual activity may have
268 limited further growth of the mpox epidemic, but could not solely account for the rapid
269 decline after the peak. This suggests that behavioural changes may have accelerated the
270 decrease in mpox cases. Furthermore, our findings suggest that, even without the mpox
271 vaccination programme, the level of immunity due to infection among MSM with a very high
272 level of sexual activity was sufficiently high to lead to the fading out of the outbreak by
273 October 2022. Moreover, infection-induced immunity was high enough to impede new
274 outbreaks on the short term even when the levels of sexual activity returned to the pre-mpox
275 levels or new mpox cases were introduced into the population from outside.

276 The major strength of our study is that we quantified the contribution of infection-induced
277 immunity and the contribution of behavioural changes in shaping the outbreak. The model,
278 informed by the daily numbers of registered mpox cases during the rise and the decline of the
279 mpox outbreak, allowed us to explore counterfactual situations and to show that the outbreak
280 could have waned even without interventions of behavioural changes.

281 We incorporated heterogeneity in sexual activity by dividing the population into groups with
282 different levels of sexual activity and captured the assortative mixing of highly active
283 individuals that is characteristic of sexual contact networks. This modelling approach has the

284 advantage of being well established, validated, and extensively studied in the past four
285 decades in the context of several sexually transmitted infections [24-31]. Other modelling
286 approaches, such as stochastic networks and individual-based models, allow for a more
287 detailed simulation of the initial and final phase of the outbreak, with very few infections, but
288 at the cost of parsimony and transparency.

289 Our study is in agreement with the theory developed via earlier studies, showing that
290 heterogeneity in number of sexual partners and assortative mixing enhance the likelihood of
291 occurrence of an epidemic and the rapid spread of an infection, but saturation due to
292 infection-induced immunity in the group with higher than the average sexual activity can lead
293 to low endemic levels (see [24-28] and references herein). Our findings also agree with
294 previous studies on MPXV transmission showing that a very small group of MSM with high
295 level of sexual activity can be sufficient to cause large outbreaks in very short time [32, 33]
296 and a decline in numbers of casual partners could reduce the epidemic size of mpox [5, 33].
297 Our results correspond well also with a study that showed how the observed decline in mpox
298 cases could be primarily attributed to infection-induced immunity [6]. The present study
299 extends earlier findings as our results quantify the contribution of infection-induced immunity
300 and the contribution of behavioural changes and reveal how these factors shaped the outbreak.
301 In contrast with other studies projecting smaller outbreaks of less than 400 cases [34] or more
302 severe and longer-lasting outbreaks without preventing measures [5, 33, 35], we found that
303 the size of the mpox outbreak was large but self-limited and could have died out within a few
304 months even without behavioural changes or vaccination.

305 We showed that, without behavioural changes, the decline in mpox cases in a larger
306 population of 300,000 MSM started about a week after what we observed in the data. This
307 suggests that the observed decline could be possible only with behavioural changes. Our
308 results suggest that awareness and a reduction in numbers of sexual partners considerably

309 expedited the decline in mpox cases. This demonstrates the importance of accurate and timely
310 communication with populations at risks, without stigmatization or fear-chasing. This is
311 important also for those without mpox symptoms, since there is evidence of asymptomatic or
312 pre-symptomatic mpox infections [36, 37]. In the Netherlands, owners/organisers of sex
313 venues and MSM events collaborated with organisations involved in health promotion for
314 MSM to raise awareness with a sex-positive mindset and based on scientific evidence [15].
315 This is essential for public health response, since similar outbreaks could occur with other
316 pathogens that are not considered to be sexually transmitted, when introduced into
317 subpopulations with contact levels much higher than the average. Such outbreaks have
318 occurred in the past, for instance, with methicillin-resistant *Staphylococcus aureus* and
319 hepatitis A virus among MSM communities [38, 39]. The mpox vaccination programme
320 possibly accelerated the impact of awareness and behavioural changes and offered protection
321 against mpox at the individual level. The programme also reduced the risk of resurgence of
322 mpox, since it enhanced immunity at the population level. Our model can be used to
323 investigate the impact of vaccination and how vaccination can be employed in the long run
324 for some subgroups of MSM. Furthermore, our model could be extended to account for
325 transitioning across sexual activity groups.

326 Our study has important implications for the prevention of mpox outbreaks in the future.
327 Prevention can be achieved by maintaining the current high proportion of immunes in the
328 MSM group with the highest sexual activity level. First, it should be taken into account that
329 this is not a closed fixed group and there may be changes in its consistency over long time
330 periods. For example, MSM with low levels of sexual activity who did not receive
331 vaccination in 2022 might become more sexually active and replenish the pool of susceptible
332 MSM with high level of sexual activity [26], thus making a new mpox outbreak possible.
333 Second, in assessing the effectiveness of public health messages, it is important to consider

334 the venues that the target group might visit. Having sex in sex clubs and parties has been
335 identified as an independent predictor of MPXV infection [14]. Third, sexual mixing
336 according to age is assortative. The protection from the smallpox vaccine in our analyses is
337 overestimated for MSM less than 45 years and underestimated for MSM older than 45 years.
338 For the current study this has a limited impact, but for future prevention of mpox outbreaks it
339 is important to include the changing distribution of immunity with age.

340

341

342 **Conclusion**

343 We demonstrated that depletion of susceptible MSM with high levels of sexual activity as
344 well as behavioural changes accounted for the timing and speed of the decline in mpox cases
345 among MSM in the Netherlands. The level of immunity due to infection within the subgroup
346 of MSM with the highest level of sexual activity was build up so fast that the outbreak could
347 have waned within a few months, even without interventions or behavioural changes. The risk
348 of a resurgence of mpox in the short term seems very low, even with sexual behaviour
349 returning to pre-mpox levels or with import of mpox infections.

350

351 **Acknowledgements**

352 The authors would like to thank Paul Zantkuijl (Soa Aids Nederland) for information on
353 mpox messages in media and health promotion platforms for MSM in the Netherlands and for
354 information about the reduction in visitors in clubs and sex venues in Amsterdam in July
355 2022. Anonymous club owners are also thanked for providing the above information. We
356 express our gratitude to the participants, the research teams, and the organizations involved in
357 the “COVID-19, Sex, and Intimacy Survey” and the survey “Monkeypox: a new challenge for
358 your sex life” led by Philippe Adam and John de Wit. Both surveys were conducted in
359 partnership between Utrecht University, the Institute for Prevention and Social Research
360 (IPSR Utrecht), Soa Aids Nederland, and the National Institute of Public Health and
361 Environment (RIVM).

362 Table 1. Model parameters[#]

Parameter		Value	Source
Duration latent period, days	$1/\theta$	5-8	[16-21, 35, 40, 41]
Days infectious total [§]	$\frac{1}{\gamma} + \frac{1}{\delta}$	14-28	[18-21, 32, 35, 41-43]
Days infectious not-abstinent	$1/\delta$	2-8	[19, 33, 35, 44]
Days infectious abstinent	$1/\gamma$		
Probability of transmission per sexual contact	β_s	0.25-0.40	[16, 33, 42, 45]
Vaccine efficacy for vaccines administered in the past	$1 - \sigma_1$	50-65%	Data [¥]
Vaccine efficacy for vaccines administered in 2022	$1 - \sigma_2$	80-90%	[1, 18, 19]
Mpox-related death rate	μ_d	0.0004	[46-48]
Factor reducing infectiousness of those vaccinated in the past	v_1	$v_1 = \sigma_1$	
Factor reducing infectiousness of those vaccinated in 2022	v_2	$v_2 = \sigma_2$	
Hospitalization rate	ζ	0.01-0.02	Data [¥] , [47, 49]
% of MSM who were in the past vaccinated against smallpox		25%	[22, 50]
Rate of entry into and exit out of the population*	μ	0.02/year	
Mixing parameter for main partnerships	ε_M	0.7-0.9	
Mixing parameter for casual partnerships	ε_C	0.75-0.95	
Vaccination rate, per day**	φ_{ki}	0.0003-0.0005	
Factor reducing transmission from infectious in abstinence	w	0.15-0.7	[19]
Number of MSM in the Netherlands		250,000	[22, 23, 51]
Number casual partners/day, MSM very high sexual activity group		0.7-1.0	Table 2

363 [#] Parameters with a range were included in the Latin Hypercube Sampling.

364 [§] The total number of days a mpox case is infectious is the sum of the days being infectious not in sexual
365 abstinence and the days being infectious in abstinence.

366 * Based on assumption that MSM are sexually active approximately for 50 years.

367 [¥] Data from the national database of notifiable infectious diseases of the Netherlands [8].

368 ** The vaccination rate is φ_{1i} for uninfected and φ_{2i} for exposed individuals of activity group i . Range of values
369 shown is for fairly high and very high sexual activity groups, from 7 June 2022, chosen such that the weekly
370 number of vaccinations was 0.5-1.5 times the weekly number of cases, assuming that in this period
371 approximately one contact of each diagnosed case was vaccinated. The vaccination rate for the low activity
372 groups was zero throughout the calculations.

373

374 Table 2. Parameters that depend on the sexual activity group of individuals.

Parameter for activity group <i>i</i>	Activity group			
	Very low	Fairly low	Fairly high	Very high
% in specific activity group*	45.1%	36.4%	17.7%	0.7%
Rate of forming main partnerships per year* (α_{Mi})	0.1	0.2	0.7	0.7
Number of sex contacts per main partner per day (u_i)	0.03	0.06	0.14	0.14
% with main partner* (q_i)	60%	51%	54%	42%
Number of casual partners per day* (α_{ci})	0.006	0.044	0.139	0.7-1.0

375 * Parameters estimated from data from the first round of the “COVID-19, Sex, and Intimacy Survey”
 376 [30]. We used only data from the questions relating to sexual activity in the second half of 2019
 377 (before the start of the pandemic in the Netherlands). Men in the very high sexual activity group
 378 reported more than 100 partners in the second half of 2019.
 379

380 Table 3. Prior distributions of uncertain parameters relating to the changes in behaviour of MSM that
 381 may have occurred in June/July 2022. Values were sampled from the uniform distribution with the
 382 ranges shown in this table.

	Days infectious	Reduction* in number casual partners of group		
	not-abstinent	Low**	Fairly high	Very high
Scenario with changes at one time point:				
After T_2	2-8	0-30%	0-30%	0-30%
Scenario with changes at two time points:				
Between T_1 and T_2	2-8	0-30%	0-30%	0-30%
After T_2	2-8	0-30%	0-30%	0-30%
Dates when changes occurred:				
T_1	17-27 June 2022			
T_2	5-15 July 2022			

383 * It was assumed that the number of casual partners of activity group i was α_{ci} at the
 384 beginning of the outbreak (as estimated from the data – see Table 2) and was reduced to
 385 $(1 - D_{ij}) * \alpha_{ci}$ after day T_j , with D_{ij} sampled from the uniform distribution between 0 and
 386 0.3. The maximum of 30% reduction was based on preliminary results from the survey
 387 “Monkeypox: a new challenge for your sex life” [14] and reports from club owners in
 388 Amsterdam who experienced reduced numbers of visitors in July 2022, with the reduction
 389 reaching its maximum at the end of July 2022 with approximately 30% less visitors (P.
 390 Zantkuijl, personal communication).

391 **Change applied to both very-low and fairly-low activity groups.

392

393 **Figure legends**

394

395 **Figure 1.** Flow diagram of the model for monkeypox virus (MPXV) infections. Individuals in
396 the model are divided into classes according to stage of mpox infection, vaccination status,
397 and whether they are sexually abstinent. Unvaccinated individuals can be susceptible to
398 MPXV (S_{ui}), exposed to MPXV (E_{ui}), infectious not sexually abstinent (I_{ui}), or infectious but
399 sexually abstinent (Y_{ui}). Individuals vaccinated in the past can be susceptible (S_{vi}), exposed
400 (E_{vi}), infectious not abstinent or abstinent (I_{vi} , Y_{vi}). Individuals vaccinated in 2022 can be
401 susceptible (S_{pi}), exposed (E_{pi}), infectious not abstinent or abstinent (I_{pi} , Y_{pi}). Infectious
402 cases may need hospitalization (H_i). After recovery, they are immune (R_i). These classes are
403 further divided into four subclasses according to level of sexual activity. In the model, we
404 accounted for exit out of the population at a per capita rate μ that is not shown in the diagram.

405

406 **Figure 2.** The daily number of mpox cases among MSM in the Netherlands from 27 April to
407 25 July 2022. Black bullets show data from the national database of notifiable diseases of the
408 Netherlands; the other lines were calculated from the model. Mpox cases are shown according
409 to date of symptom onset. Left panels: box-plots of daily number of mpox cases in the overall
410 MSM population. Right panels: median daily number of mpox cases in the overall MSM
411 population (black line), in the groups with high sexual activity level (red lines), and in the
412 groups with low sexual activity level (blue lines). (a), (b) without behavioural changes; (c),
413 (d): with behavioural changes in July 2022; (e), (f): with behavioural changes in June and
414 July 2022. (c)-(f): vertical grey lines show medians (solid lines) and 95% credible intervals
415 (dashed lines) of the day at which the behavioural changes occurred, as obtained from the
416 model fitting. Model results were calculated in a population of 250,000 MSM.

417 **Figure 3.** The role of subgroups of MSM with different levels of sexual activity, as calculated
418 from the model, for the scenarios with behavioural changes in July 2022. (a) Distribution of
419 cumulative mpox cases until 25 July 2022. (b) Distribution of daily mpox cases. (c) Percent of
420 MSM with very high sexual activity being susceptible to monkeypox virus. (d) Distribution of
421 new monkeypox virus infections among MSM according to the sexual activity group of the
422 infecting individual. In (a), (c) results with population of 200,000; 250,000; or 300,000 MSM;
423 in (b), (d) results with population of 250,000 MSM.

424

425 **Figure 4.** The mpox outbreak among MSM in the Netherlands until 25 July 2022, without
426 behavioural changes, assuming a population of (a)-(b) 200,000 MSM or (c)-(d) 300,000
427 MSM. Data and model results are as explained in Figure 2a-2b.

428

429 **Figure 5.** Daily number of mpox cases among MSM in the Netherlands from 27 April to 31
430 December 2022. Black bullets show data obtained from the national database of notifiable
431 infectious diseases of the Netherlands. Orange box-plots show medians and interquartile
432 ranges calculated from the model in a population of 250,000 MSM. Vertical solid grey lines
433 show the last day of each calendar month. (a) Without behavioural changes. (b) With
434 behavioural changes in July 2022 and continued until 31 December 2022. (c), (d) With
435 behavioural changes in July 2022, but reversed (to their pre-mpox levels) on 1 November
436 2022; and with import of unvaccinated infectious mpox cases into the group with very high
437 level of sexual activity: (c) import of 20 cases on 1 November 2022, (d) import of 1 case per
438 day from 1 November to 31 December 2022.

439

440 **References**

- 441 1. Fine PE, Jezek Z, Grab B, Dixon H. The transmission potential of monkeypox virus in
442 human populations. *Int J Epidemiol.* 1988;17(3):643-50.
- 443 2. WHO. 2022 Mpox (monkeypox) outbreak: global trends, 13 December 2022. 2022
444 Accessed 28 December 2022. Available from:
445 https://worldhealthorg.shinyapps.io/mpx_global/w_77b7113a/#section-fns.
- 446 3. European Centre for Disease Prevention and Control. Monkeypox multi-country
447 outbreak - second update 18 October 2022. 2022 Accessed 28 December 2022. Available
448 from: [https://www.ecdc.europa.eu/sites/default/files/documents/Monkeypox-multi-country-](https://www.ecdc.europa.eu/sites/default/files/documents/Monkeypox-multi-country-outbreak-second-update.pdf)
449 [outbreak-second-update.pdf](https://www.ecdc.europa.eu/sites/default/files/documents/Monkeypox-multi-country-outbreak-second-update.pdf).
- 450 4. Kupferschmidt K. Monkeypox outbreak is ebbing - but why exactly? *Science*, 27
451 October 2022.
- 452 5. Brand SPC, Cavallaro M, Hilton J, Guzman-Rincon L, House T, Keeling MJ, et al.
453 The role of vaccination and public awareness in medium-term forecasts of monkeypox
454 incidence in the United Kingdom. medRxiv, posted August 17, 2022. DOI
455 10.1101/2022.08.15.22278788.
- 456 6. Murayama H, Pearson CAB, Abbott S, Miura F, Jung S, Fearon E, et al. Accumulation
457 of immunity in heavy-tailed sexual contact networks shapes monkeypox outbreak sizes.
458 medRxiv, posted November 15, 2022. DOI 10.1101/2022.11.14.22282286.
- 459 7. National Institute of Public Health and the Environment (RIVM). Monkeypox, 3
460 November 2022. Accessed 26 January 2023. Available from:
461 <https://www.rivm.nl/en/monkeypox>.

- 462 8. van Ewijk C, Miura F, van Rijckevorsel G, de Vries H, Welkers M, van den Berg O, et
463 al. Monkeypox outbreak in the Netherlands in 2022: public health response, epidemiological
464 and clinical characteristics of the first 1000 cases and protection of the first-generation
465 smallpox vaccine. Euro Surveill. In print.
- 466 9. Dutch Government. Letter to the Dutch Parliament over the monkeypox situation in
467 the Netherlands (original title: "Kamerbrief over stand van zaken apenpokkenvirus"), 07 July
468 2022. Accessed 26 January 2023. Available from: [https://www.rijksoverheid.nl/documenten/
469 kamerstukken/2022/07/07/kamerbrief-over-stand-van-zaken-apepokken](https://www.rijksoverheid.nl/documenten/kamerstukken/2022/07/07/kamerbrief-over-stand-van-zaken-apepokken).
- 470 10. GGD GHOR Nederland. First regions start with monkeypox vaccination (original title:
471 "Eerste regio's starten met vaccinatie monkeypox"), 22 July 2022. Accessed 28 December
472 2022. Available from: [https://ggdghor.nl/actueel-bericht/eerste-regios-starten-vaccinatie-
473 monkeypox/](https://ggdghor.nl/actueel-bericht/eerste-regios-starten-vaccinatie-monkeypox/).
- 474 11. Man Tot Man. Do this if you have monkeypox. Updated 19 July 2022. Accessed 28
475 December 2022. Available from: [https://www.mantotman.nl/en/do-this-if-you-have-
476 monkeypox](https://www.mantotman.nl/en/do-this-if-you-have-monkeypox).
- 477 12. NOS Nieuws. In the Netherlands 167 persons diagnosed with monkeypox by now
478 (original title: "In Nederland nu bij 167 mensen apenpokkenbesmetting vastgesteld"): NOS;
479 2022. Updated 22 June 2022. Accessed 28 December 2022. Available from:
480 [https://nos.nl/artikel/2433610-in-nederland-nu-bij-167-mensen-apepokkenbesmetting-
481 vastgesteld](https://nos.nl/artikel/2433610-in-nederland-nu-bij-167-mensen-apepokkenbesmetting-vastgesteld).
- 482 13. Soa Aids Nederland. Uit de praktijk: 2 plekjes op de eikel, dat is toch geen
483 monkeypox? Updated 30 June 2022. Accessed 28 December 2022. Available from:

- 484 <https://www.soaaids.nl/nl/professionals/themas/seksoa-magazine/uit-praktijk-2-plekjes-op->
485 [eikel-dat-is-toch-geen-monkeypox](#).
- 486 14. Adam PCG, Op de Coul ELM, Bos H, Zantkuijl P, Zuilhof W, Xiridou M, et al.
487 Monkeypox-related changes in behaviour among MSM in the Netherlands and their impact on
488 the monkeypox outbreak: using behavioural research and theorising to inform the monkeypox
489 response. Utrecht University and Institute for Prevention and Social Research, Utrecht, the
490 Netherlands; 2022.
- 491 15. Soa Aids Nederland. Samenwerking zorg en horeca onmisbaar in aanpak monkeypox-
492 uitbraak. Updated 6 October 2022. Accessed 10 January 2023. Available from:
493 <https://www.soaaids.nl/nl/professionals/actueel/nieuwsbericht/samenwerking-zorg-horeca->
494 [onmisbaar-in-aanpak-monkeypox-uitbraak](#).
- 495 16. Beer E, Rao VB. A systematic review of the epidemiology of human monkeypox
496 outbreaks and implications for outbreak strategy. PLoS Negl Trop Dis. 2019;13:e0007791.
- 497 17. Bunge EM, Hoet B, Chen L, Lienert F, Weidenthaler H, Baer LR, et al. The changing
498 epidemiology of human monkeypox-A potential threat? A systematic review. PLoS Negl
499 Trop Dis. 2022;16(2):e0010141.
- 500 18. World Health Organization. Monkeypox Key Facts, 19 May 2022.
- 501 19. European Centre for Disease Prevention and Control. Considerations for contact
502 tracing during the monkeypox outbreak in Europe, 28 June 2022.
- 503 20. Di Giulio DB, Eckburg PB. Human monkeypox: an emerging zoonosis. Lancet Infect
504 Dis. 2004;4(1):15-25.

- 505 21. Kaler J, Hussain A, Flores G, Kheiri S, Desrosiers D. Monkeypox: A Comprehensive
506 Review of Transmission, Pathogenesis, and Manifestation. *Cureus*. 2022;14(7):e26531.
- 507 22. Statistics Netherlands. The Netherlands in figures 2022. Accessed 10 January 2023.
508 Available from: <https://opendata.cbs.nl/#/CBS/en>.
- 509 23. Rutgers NISSO Group. Sexual health in the Netherlands. Delft: Eburon; 2006.
- 510 24. Yorke J, Heathcote H, Nold A. Dynamics and control of the transmission of
511 gonorrhoea. *Sexually Transmitted Diseases*. 1978;5:51-6.
- 512 25. Hadelier KP, Castillo-Chavez C. A core group model for disease transmission.
513 *Mathematical Biosciences*. 1995;128:41-55.
- 514 26. Anderson RM, May RM. *Infectious diseases of humans; dynamics and control*. 1st ed
515 ed. Oxford: Oxford University Press; 1992.
- 516 27. Garnett GP, Anderson RM. Sexually transmitted diseases and sexual behaviour:
517 insights from mathematical models. *Journal of Infectious Diseases*. 1996;174 (Suppl 2):S150-
518 S61.
- 519 28. Hethcote HW, Yorke J. Gonorrhoea transmission dynamics and control. *Lecture Notes*
520 *in Biomathematics* 56. 1984.
- 521 29. Bogaards JA, Mooij SH, Xiridou M, Schim van der Loeff MF. Potential effectiveness
522 of prophylactic HPV immunization for men who have sex with men in the Netherlands: A
523 multi-model approach. *PLoS Med*. 2019;16(3):e1002756.
- 524 30. Xiridou M, Heijne J, Adam P, Op de Coul E, Matser A, de Wit J, et al. How the
525 disruption in sexually transmitted infection care due to the COVID-19 pandemic could lead to

- 526 increased sexually transmitted infection transmission among men who have sex with men in
527 the Netherlands: a mathematical modeling study. *Sex Transm Dis.* 2022;49(2):145-53.
- 528 31. Xiridou M, Visser M, Urbanus A, Matser A, van Benthem B, Veldhuijzen I. Ending
529 risk-group HBV vaccination for MSM after the introduction of universal infant HBV
530 vaccination: a mathematical modelling study. *Vaccine.* 2021;39(21):2867-75.
- 531 32. Endo A, Murayama H, Abbott S, Ratnayake R, Pearson CAB, Edmunds WJ, et al.
532 Heavy-tailed sexual contact networks and the epidemiology of monkeypox outbreak in non-
533 endemic regions, May 2022. Online version posted June 13, 2022. medRxiv. DOI
534 10.1101/2022.06.13.22276353.
- 535 33. Spicknall IH, Pollock ED, Clay PA, Oster AM, Charniga K, Masters N, et al.
536 Modeling the Impact of Sexual Networks in the Transmission of Monkeypox virus Among
537 Gay, Bisexual, and Other Men Who Have Sex with Men - United States, 2022. *MMWR Morb*
538 *Mortal Wkly Rep.* 2022;71(35):1131-5.
- 539 34. Bisanzio D, Reithinger R. Keep calm and carry on: projected case burden and duration
540 of the 2022 monkeypox outbreak in non-endemic countries. medRxiv. 2022. DOI
541 10.1101/2022.05.28.22275721.
- 542 35. Van Dijck C, Hens N, Kenyon C, Tsoumanis A. The roles of unrecognized
543 monkeypox cases, contact isolation and vaccination in determining epidemic size in Belgium.
544 A modelling study. *Clin Infect Dis.* 2022.
- 545 36. Miura F, Backer JA, van Rijckeversel G, Bavalia R, Raven S, Pettrignani M, et al.
546 Time scales of human mpox transmission in the Netherlands. medRxiv. 2022. DOI
547 10.1101/2022.12.03.22283056.

- 548 37. de Baetselier I, van Dijck C, Kenyon C, Coppens J, Michiels J, de Block T, et al.
549 Retrospective detection of asymptomatic monkeypox virus infections among male sexual
550 health clinic attendees in Belgium. *Natur Medicine*. 2022;28:2288-92.
- 551 38. Diep B, Chambers H, Graber C, et a. Emergence of multidrug-resistant, community-
552 associated, methicillin-resistant *Staphylococcus aureus* clone USA300 in men who have sex
553 with men. *Annals of Internal Medicine*. 2008.
- 554 39. Ndumbi P, Freidl G, Williams C, Mardh O, Varela C, Avellón A, et al. Hepatitis A
555 outbreak disproportionately affecting men who have sex with men (MSM) in the European
556 Union and European Economic Area, June 2016 to May 2017. *Euro Surveill*.
557 2018;23:1700641.
- 558 40. Miura F, van Ewijk CE, Backer JA, Xiridou M, Franz E, Op de Coul E, et al.
559 Estimated incubation period for monkeypox cases confirmed in the Netherlands, May 2022.
560 *Euro Surveill*. 2022;27(24).
- 561 41. Peter OJ, Kumar S, Kumari N, Oguntolu FA, Oshinubi K, Musa R. Transmission
562 dynamics of Monkeypox virus: a mathematical modelling approach. *Model Earth Syst*
563 *Environ*. 2021:1-12.
- 564 42. Bankuru SV, Kossol S, Hou W, Mahmoudi P, Rychtář J, Taylor D. A game-theoretic
565 model of Monkeypox to assess vaccination strategies. *PeerJ*. 2020;8:e9272.
- 566 43. Grant R, Nguyen LL, Breban R. Modelling human-to-human transmission of
567 monkeypox. *Bull World Health Organ*. 2020;98(9):638-40.
- 568 44. Brosius I, Van Dijck C, Coppens J, Vandenhove L, Bangwen E, Vanroye F, et al. Pre-
569 and asymptomatic viral shedding in high-risk contacts of monkeypox cases: a prospective

- 570 cohort study. medRxiv, published online 27 November 2022. DOI
571 10.1101/2022.11.23.22282505.
- 572 45. Arita I, Jezek Z, Khodakevich L, Ruti K. Human monkeypox: a newly emerged
573 orthopoxvirus zoonosis in the tropical rain forests of Africa. *Am J Trop Med Hyg.*
574 1985;34(4):781-9.
- 575 46. Kozlov M. How deadly is monkeypox? What scientists know. Available online
576 [https://www.nature.com/articles/d41586-022-02931-](https://www.nature.com/articles/d41586-022-02931-1#:~:text=Out%20of%20more%20than%2057%2C000,over%20the%20past%20few%20decades.2022.)
577 [1#:~:text=Out%20of%20more%20than%2057%2C000,over%20the%20past%20few%20deca](https://www.nature.com/articles/d41586-022-02931-1#:~:text=Out%20of%20more%20than%2057%2C000,over%20the%20past%20few%20decades.2022.)
578 [des.2022.](https://www.nature.com/articles/d41586-022-02931-1#:~:text=Out%20of%20more%20than%2057%2C000,over%20the%20past%20few%20decades.2022.)
- 579 47. Fink D, Callaby H, Luintel A, Beynon W, Bond H, Lim E, et al. Clinical features and
580 management of individuals admitted to hospital with monkeypox and associated complications
581 across the UK: a retrospective cohort study. *Lancet Infect Dis.* Published online: 22
582 December 2022. [https://doi.org/10.1016/S1473-3099\(22\)00806-4](https://doi.org/10.1016/S1473-3099(22)00806-4).
- 583 48. Mailhe M, Beaumont A-L, Thy M, Le Pluart D, Perrineau S, Houhou-Fidouh N, et al.
584 Clinical characteristics of ambulatory and hospitalized patients with monkeypox virus
585 infection: an observational cohort study. *Clin Microbiol Inf.* 2022, in print.
- 586 49. DeWitt M, Polk C, Williamson J, Shetty A, Passaretti C, McNeil C, et al. Global
587 monkeypox case hospitalisation rates: a rapid systematic review and meta-analysis.
588 *eClinicalMed.* 2022;54:101710.
- 589 50. National Institute of Public Health and the Environment (RIVM). Online National
590 System of Registration of Infectious Diseases (OSIRIS): National Institute of Public Health
591 and the Environment (RIVM). Available from: <https://www.rivm.nl/sniv/handleiding-osiris>.

592 51. Op de Coul EL, Schreuder I, Conti S, van Sighem A, Xiridou M, Van Veen MG, et al.
593 Changing Patterns of Undiagnosed HIV Infection in the Netherlands: Who Benefits Most
594 from Intensified HIV Test and Treat Policies? PLoS One. 2015;10(7):e0133232.
595

FIGURE 1

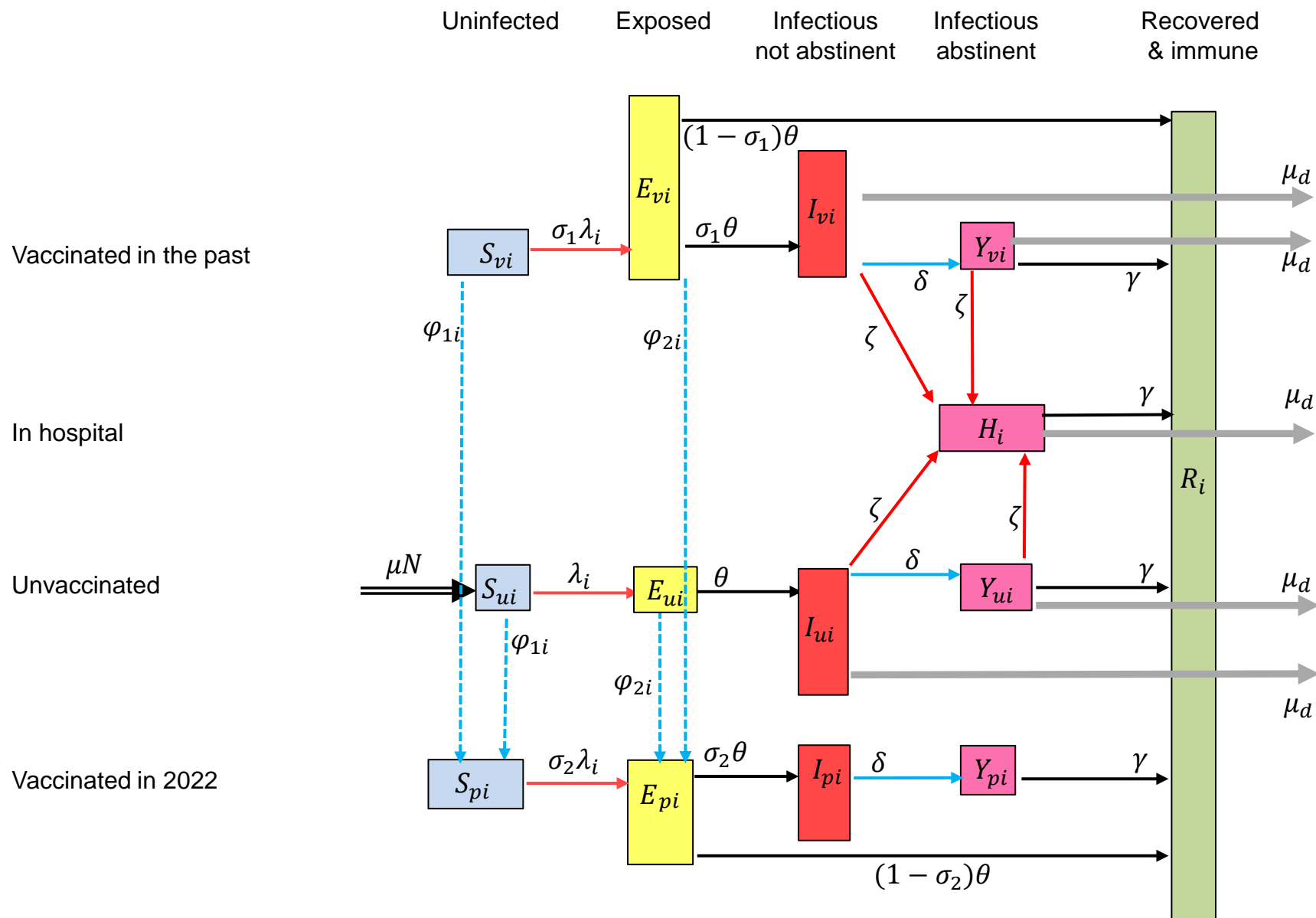


FIGURE 2

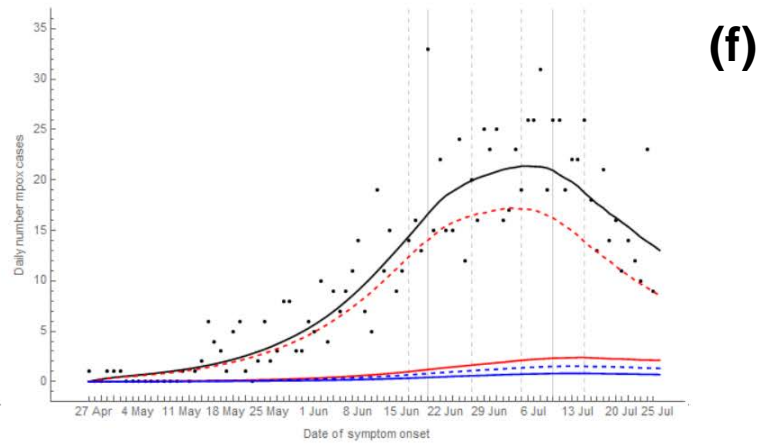
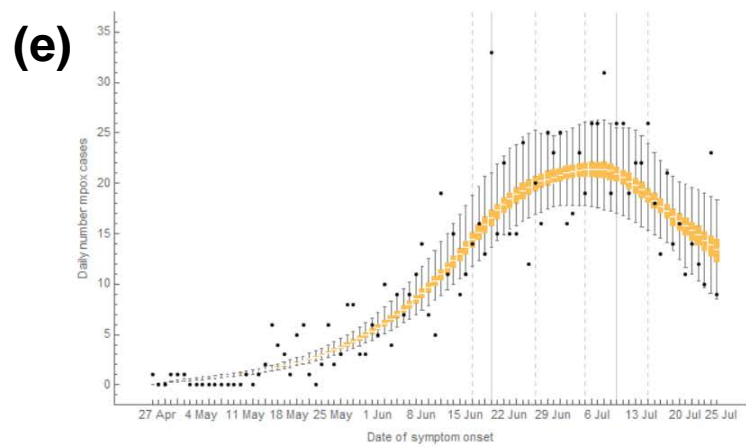
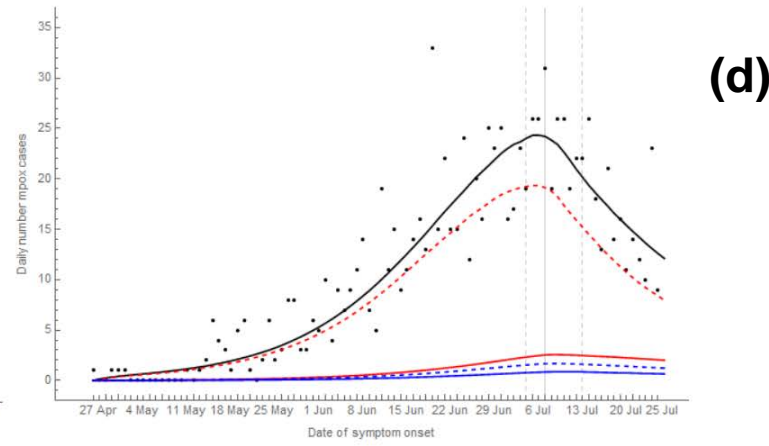
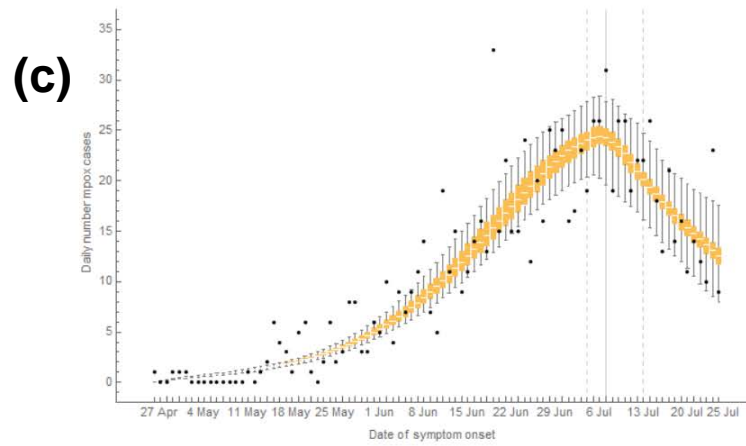
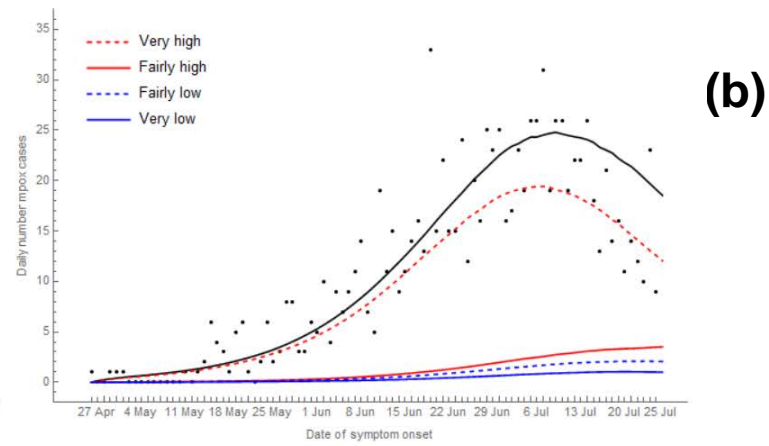
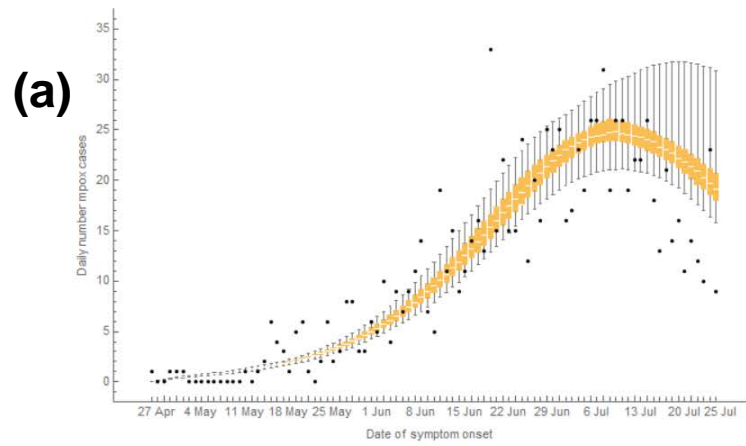
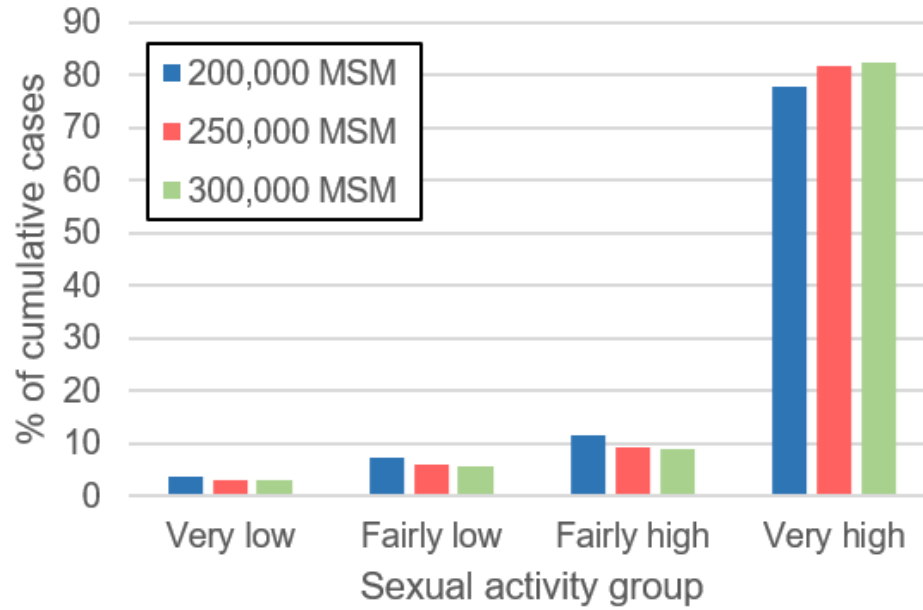
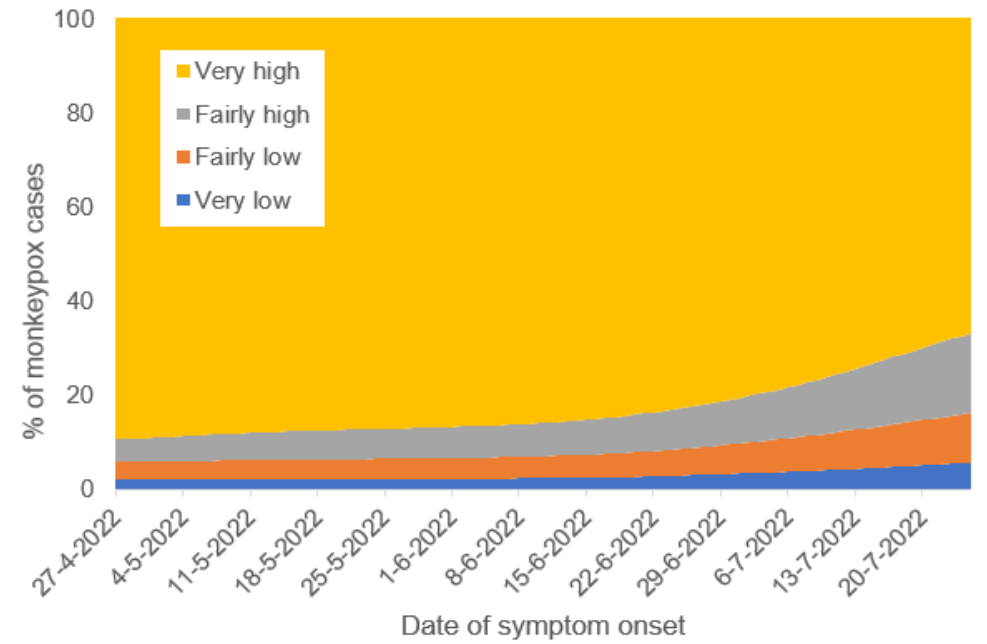


FIGURE 3

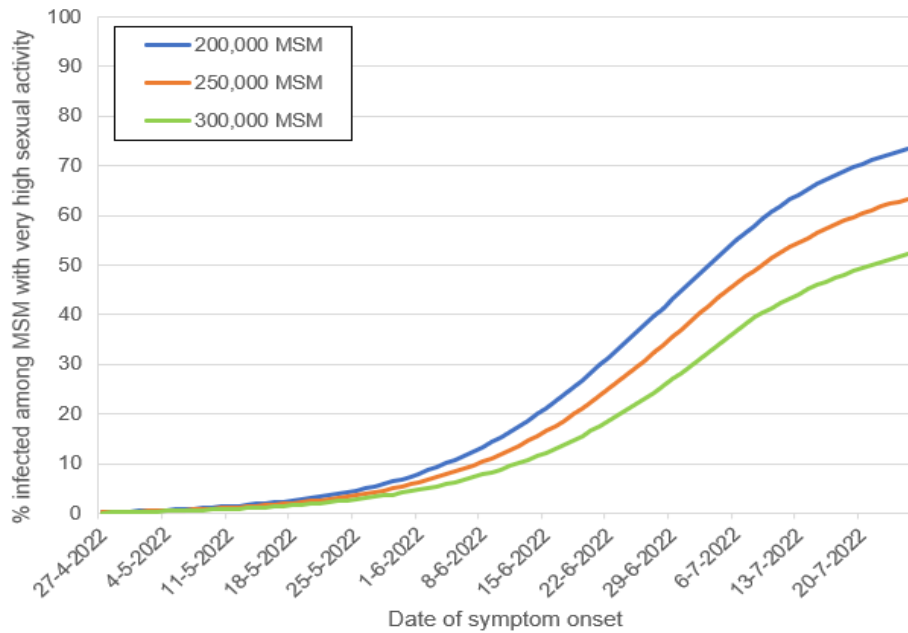
(a)



(b)



(c)



(d)

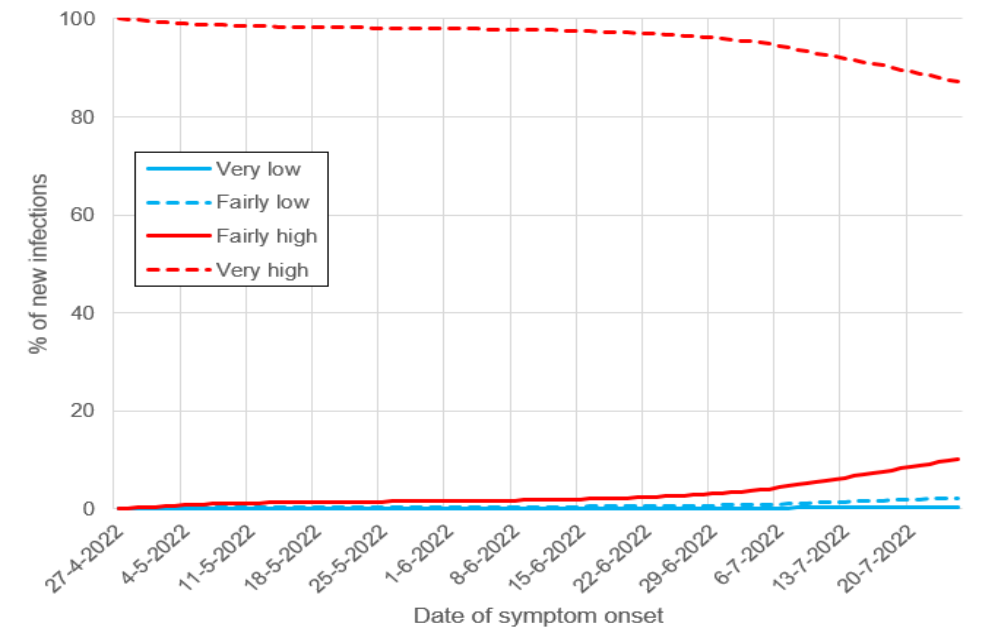
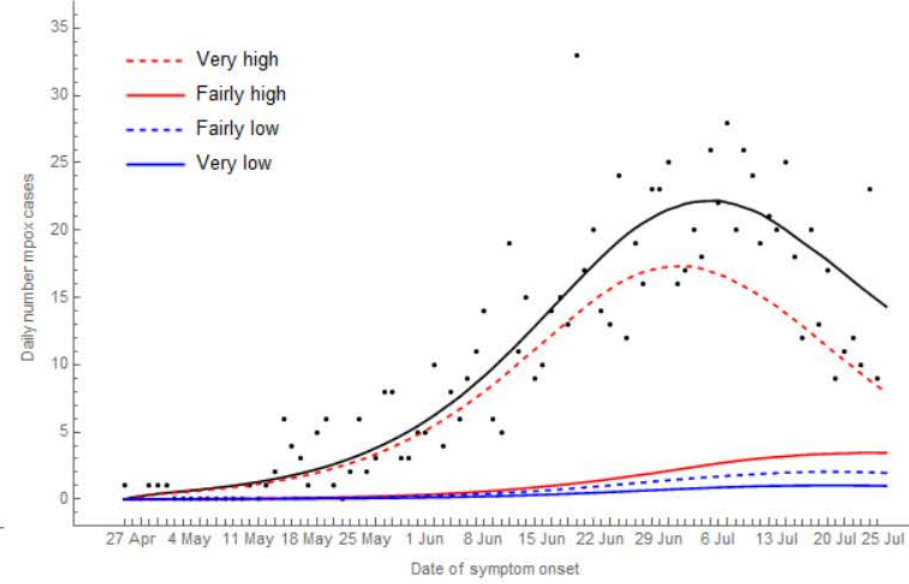
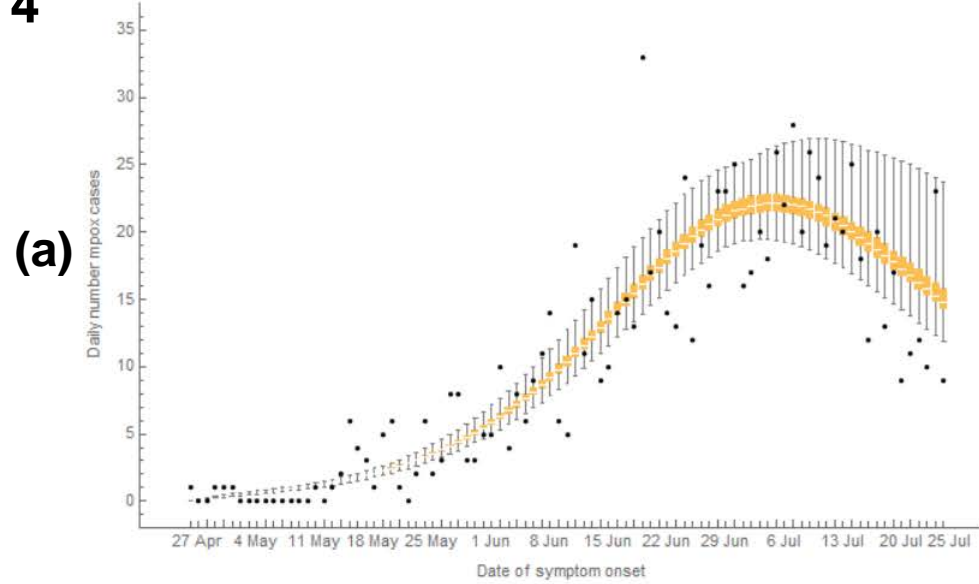


FIGURE 4

200,000 MSM



300,000 MSM

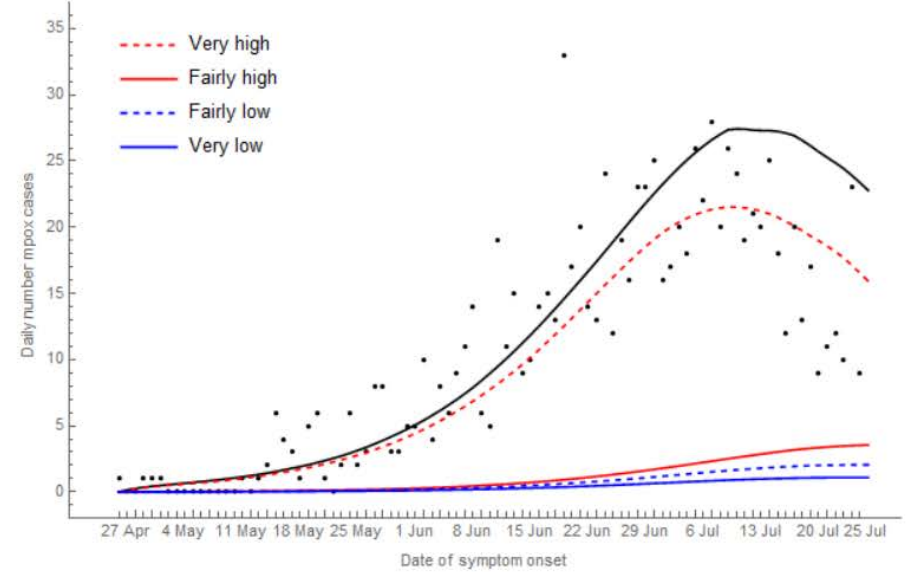
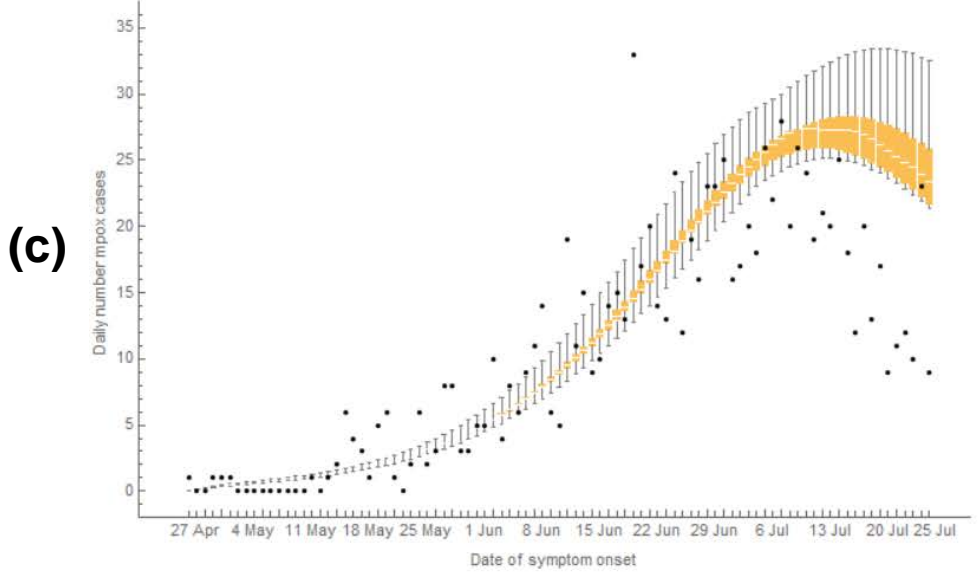
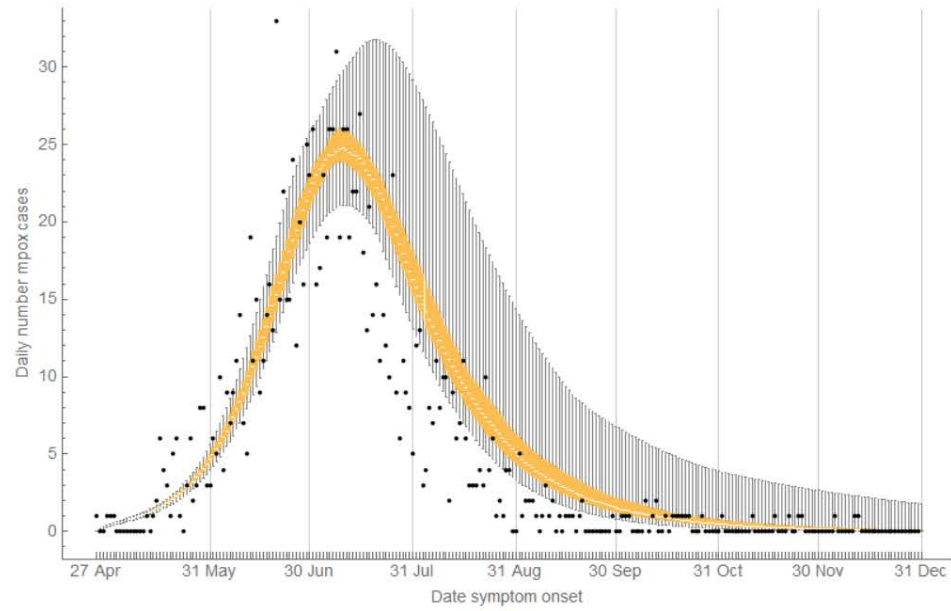
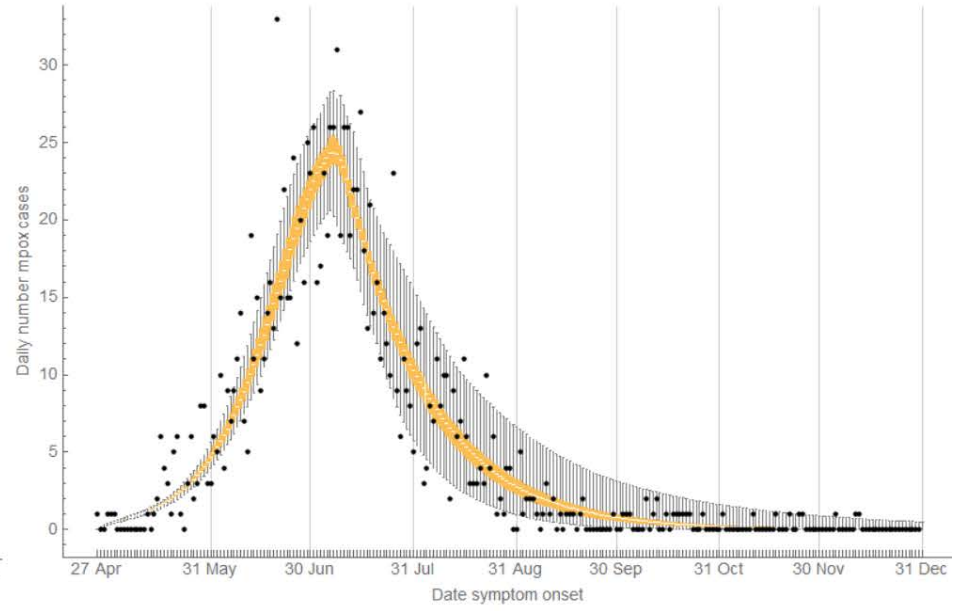


FIGURE 5

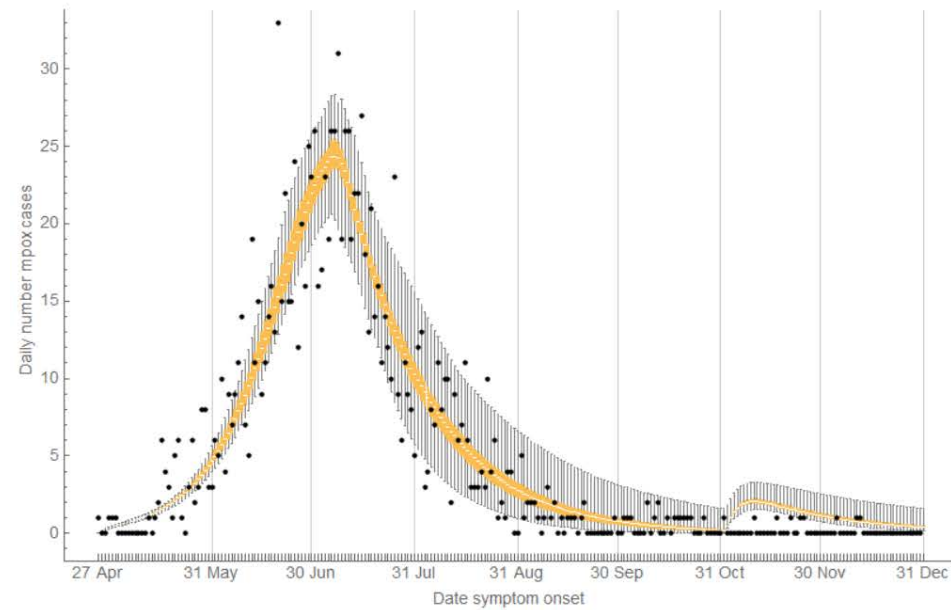
(a)



(b)



(c)



(d)

