

The Effects of Expectations and Worries on the Experience of COVID-19 Symptoms

Titilola Akintola¹, Joyce Chung², Lauren Atlas^{1,2,3}

¹Section on Affective Neuroscience and Pain, National Center for Complementary and Integrative Health, NIH, Bethesda, MD, USA

²National Institute of Mental Health, NIH, Bethesda, MD, USA

³National Institute on Drug Abuse, NIH, Baltimore, MD, USA

Corresponding Author:

Full name: Titilola Akintola, PhD

Department: Affective Neuroscience and Pain, National Center for Complimentary and Integrative Health

Institute/University/Hospital: National Institutes of Health

Street Name & Number: 10 Center Drive, Building 10, Rm. 4-1741

City, State, Postal code, Country: Bethesda, MD 20892

Tel: 301-827-0214

E-mail: titilola.akintola@nih.gov

Keywords: Nocebo; COVID-19; Expectations; Mental health; Health Anxiety

ABSTRACT

Introduction: The COVID-19 pandemic has been shown to have profound effects on both mental and physical health. Distress and widespread uncertainty about global events and personal risk are associated with increased worry and negative expectations that impact physical health. Thus, the current pandemic poses a possibility for the experience of nocebo effects.

Objective: To evaluate the likelihood of nocebo-induced COVID-19 symptoms in a US sample.

Methods: An online study on the mental health impact of COVID-19 asked participants to complete a set of biweekly surveys over a 6-month period between April 2020 and May 2021. We focus on responses from 3,027 individuals who reported never testing positive for COVID-19. We assessed the association between two types of worry and self-reported symptoms of COVID-19. We used multi-level models to examine variations across and within participants over time. We further investigated the effects of pre-existing health conditions and mental health status.

Results: There was a positive association between symptoms and both general ($b = 2.56$, $p < 0.01$) and personal worry ($b = 2.77$, $p < 0.01$). However, worry reported at one timepoint was not specifically associated with symptoms reported two weeks later ($p = 0.63$, $p = 0.56$). We also found that a greater number of prior clinical comorbidities and greater mental health burden were significant predictors of symptom reporting.

Conclusions: These results suggest that increased worries during the COVID-19 pandemic were associated with greater symptoms. Further studies investigating worry and symptoms in populations with confirmed negative COVID-19 tests or isolated populations will be needed to isolate the occurrence of true nocebo effects during the pandemic.

Keywords: Nocebo; COVID-19; Expectations; Mental health; Health Anxiety

1 INTRODUCTION

2 The 2019 Coronavirus Disease (COVID-19) is arguably one of the greatest public health challenges of this
3 millennium, reaching every continent and causing far-reaching implications to every aspect of modern life. The
4 combination of significant changes to society and lifestyle, quarantine measures, and uncertainty about the
5 future has positioned the COVID-19 as a major stressor with extensive psychosocial impact, similar to
6 previous pandemics ((Whitehead 2020, Esterwood and Saeed, 2020). One specific effect of the COVID-19
7 pandemic has been wide-spread increases in distress, hopelessness and worries about personal and global
8 outcomes (Dubey, Biswas et al. 2020, Tull, Edmonds et al. 2020). Specifically, worry about health has been
9 understandably reported to increase (Taylor, Asmundson 2004; Daniali 2021) and spread during past
10 pandemics such as the Ebola and H1N1 Influenza viruses (Bish and Michie 2010; Blakey 2015; Xie 2011).
11 Particularly, with this current pandemic, the greater access to the internet coupled with constant changing or
12 conflicting information from various sources, all contribute to even greater stress and more downstream effects
13 (Amanzio, 2020). Studies have shown that affective factors such as worry and hope can be linked to the
14 generation of self-directed expectations that can influence personal well-being and health outcomes (Hirsh
15 2015, Di Blasi 2001, El-Haddad 2020, Wiles, Cott et al. 2008).

16 Previous research investigating the association between expectations and health outcomes indicate that
17 changes in expectations can be linked to changes in clinical symptoms, pain, disability and other health
18 outcomes (Kirsch 1985, Finnis, Kaptchuk et al. 2010). For example, studies show that positive expectations
19 are associated with better health outcomes (Myers, Phillips et al. 2008, Iles, Davidson et al. 2009, Eklund, De
20 Carvalho et al. 2019) while more negative expectations and contextual factors may result in worse health
21 outcomes – in line with the nocebo phenomenon (Hahn 1997, Colloca 2011; Hauser 2012; Bingel 2014).
22 Nocebo effects can be described as adverse health symptoms or events that occur due to negative expectations
23 and contextual factors. Thus, during the current pandemic it is also likely that worries and health anxiety will
24 be increased, possibly leading to adverse health effects or nocebo effects. The likelihood of this is also
25 amplified by continuously changing information in the media, the abundance of conspiracy theories, and
26 uncertainty (Amazio 2020).

27 In fact, a few studies investigating COVID-19 vaccine hesitancy and the experience of adverse effects report
28 that fear and negative expectations may have induced adverse effects in vaccine trials (Polack 2020), consistent
29 with nocebo effects. A cross-sectional study of over 25,000 participants in France showed that *beliefs* about
30 having had a COVID-19 infection were associated with increased self-reports of multiple, persistent COVID-

31 19 symptoms (long-COVID) while actual positive laboratory serology tests were only associated with anosmia
32 (Matta 2021). Given these findings, it is important to assess how expectations and worry may influence the
33 experience of COVID-19 symptoms and other clinical and psychological health outcomes during the ongoing
34 COVID-19 pandemic. This is especially important in more vulnerable populations such as those with mental
35 health conditions or long-term chronic conditions who may be susceptible to experience compounding
36 psychophysical effects due to the potential interaction of these conditions (Amerio 2020), such as some in our
37 study population. Although the effects of the ongoing pandemic on mental and physical health is still being
38 unraveled, the current context supports a framework conducive for possible nocebo effects (Benedetti 2007,
39 Amanzio 2020).

40 Motivated by these well-documented findings on placebo and nocebo effects, we explored the association
41 between worry and COVID-19 symptoms during the pandemic. We tested the pre-registered hypothesis that
42 worry during the coronavirus pandemic would be associated with the experience of COVID-19 symptoms in a
43 longitudinal study of over 3,500 individuals during the first year of the pandemic
44 (<https://aspredicted.org/blind.php?x=42i5xr>). We hypothesized that the experience of COVID-19 symptoms
45 would be influenced by both external worry about others or global outcomes (general worry) and self-directed
46 worries about personally becoming infected (personal worry), and that the association between general worry
47 and symptoms would be mediated by worries about personal health. We tested these hypotheses across
48 individuals and asked whether individuals who reported greater worries also reported greater symptoms. To
49 address the likely bidirectionality of these associations at any given timepoint (i.e., a participant's worry could
50 influence COVID-19 symptoms experienced and the experience of symptoms could also modulate the worry),
51 we complemented our between-participants analysis with within-subjects time-lagged analysis to test
52 directional hypotheses. More specifically, we tested the hypothesis that general and personal worry at one time
53 point would be positively associated with physical symptoms at the next time point.

54

55 **METHODS**

56 **Recruitment & Sample Population**

57 The over-arching project titled “Mental Health Impact of COVID-19 Pandemic on NIMH Research
58 Participants and Volunteers” was part of a collaborative effort involving multiple National Institute of Mental
59 Health Intramural Research Program (NIMH IRP) investigators and affiliates. The project was launched in

60 April 2020 in response to the emergent COVID-19 pandemic and aimed to examine the potential effects of
61 stressors related to the pandemic on various mental, physical health and behavioral factors (Chung 2021).
62 Other general details of the study design and objective are available online at
63 <https://clinicaltrials.gov/ct2/show/NCT04339790>.

64 This study was conducted completely online, and participants were recruited both from a pool of study
65 participants previously enrolled to several NIMH IRP protocols as well as from the general populace.
66 Recruitment was carried out via invitations / emails, flyers, social media ads, postings on listservs and
67 clinicaltrial.gov as well as via word of mouth. Official enrollment took place from April 4 through November
68 1, 2020. Eligibility for this study was limited to English-speaking adults, aged 18 or older. A total of 3,655
69 participants enrolled in the study with representation from all 50 U.S. states and some (~1%) international
70 participants. While all participants were asked to complete surveys every two weeks, some missed intervals
71 during the 6-month follow-up period. To ensure our average calculations captured multiple timepoints and not
72 one isolated occurrence, we excluded participants who only provided survey responses for a single timepoint
73 from this analysis. In addition, we excluded participants who reported testing positive for COVID-19 at any
74 point during the study.

75 Study Procedures:

76 Baseline Procedures: Following online consent, each participant filled out enrollment survey measures
77 including demographics, the DSM-5 Self-Rated Level 1 Cross-Cutting Symptom Measure- Adult (Bastiaens,
78 2018) as well as clinical and mental health history questionnaires. Participants were also asked to complete the
79 Psychosocial Impact of COVID-19 survey (COVID-19 survey), developed for the study, which includes
80 several COVID-19-related outcomes and the 3-item UCLA Loneliness Scale (Russel, 1996) (full survey
81 available at <https://tools.niehs.nih.gov/dr2/index.cfm/resource/22587>). For the present analysis, we focus on
82 questions from the COVID-19 survey about worry and expectations related to COVID-19, participants'
83 COVID-19 testing and results, demographics and self-reports of any COVID-19 associated symptoms as
84 discussed in more detail below. For a complete list of measures collected in the broader survey please see
85 Chung et al., 2021.

86 Biweekly Procedure: Following enrollment, participants were asked to complete a set of online surveys which
87 included the COVID-19 survey every two weeks for a period of 6 months (24 weeks, or 12 intervals) from their
88 enrollment timepoint.

89 End of Study Procedures: At the final timepoint (12th interval), participants were asked to complete several
90 additional measures, including a Chronic Pain Graded Scale (CPGS) (Von Korff 1992) to determine the
91 presence and intensity of Chronic Pain.

92 Study Measures:

93 Details about each outcome measure used for these analyses and how they were operationalized are as follows:

94 *Worry Measures:* The COVID-19 survey included multiple questions regarding different sources of worry. For
95 the purpose of this paper, we focused on survey items (7 -12 & 37) of our survey, which center on worries
96 about the (COVID-19) pandemic in general, worry about family members becoming infected, worries about
97 others becoming infected, worry about access to food, worries about access to other resources, worries about
98 personally becoming infected with the coronavirus and worries about personal physical health being affected.
99 For each measure, participants were asked to report how worried they were on a scale of 1 (not at all worried)
100 to 10 (extremely worried). Based on our hypotheses about general or external worry and self-directed worry,
101 we operationalized worry into two measures: “general worry” and “personal worry”. We anticipated that the
102 responses to some of the worry measures might be correlated, so we performed Pearson’s correlations to
103 determine which to classify as general worry or personal worry. There was a strong (all r ’s > 0.7) and
104 significant (all p ’s < 0.01) correlation between participants’ worries about the pandemic, worries about family
105 health and worries about others; thus at each timepoint “general worry” was computed as the mean of the
106 following three items for each participant: : “How worried are you about coronavirus (COVID-19)?” (survey
107 item 7); “How worried are you that a family member would be infected with coronavirus (COVID-19)?”
108 (survey item 9); “How worried are you that others around you will be infected with coronavirus (COVID-19)?”
109 (survey item 10). Similarly, participant’s worries about becoming infected and worries about their physical
110 health being affected were highly correlated with each other ($r=0.87$, $p<0.01$), thus a mean of the following
111 responses at each time point was computed as “personal worry”: “How worried are you that you will be
112 infected with coronavirus (COVID-19)?” (survey item 8); “*How worried were you that your physical health*
113 *could be affected by the coronavirus (COVID-19) pandemic?*” (survey item 37) (see Table 1). Worry about
114 access to food and access to other resources were strongly correlated with each other ($r = 0.8$, $p < 0.01$) but
115 were weakly correlated ($r < 0.20$) with all other worry measures and so were not included.

116 *Symptoms:* At each interval, participants reported whether they had experienced any of the common symptoms
117 of COVID-19. The initial questionnaire asked participants to report if they had experienced any of the

118 following: congestion, runny nose, sore throat, cough, fever, headache, fatigue, diarrhea and shortness of
119 breath. As more knowledge of the COVID-19 sequelae became available, we included the following additional
120 symptoms: chills, shaking with chills, muscle pain, new loss of taste, new loss of smell or other. Taking these
121 changes into account, at each timepoint we computed a proportion of symptoms reported by participants out of
122 the total number of symptoms (9 or 15) available. We then calculated an average proportion of symptoms
123 reported throughout the survey period for analyses across individuals, whereas analyses within individuals
124 measured the proportion of symptoms reported at a given timepoint.

125 *Comorbidities:*

126 At baseline, we collected participants' self reported prior clinical history and from this computed the total sum
127 of prior comorbidities for each participant. Our clinical history form asked participants to indicate if they had a
128 personal history of cancer, heart disease, high blood pressure, diabetes, stroke, lung, liver, kidney or thyroid
129 disease, a stomach condition, an immune disorder or other disorder. Each positive response to any these
130 conditions was given a score of 1 and the total number of comorbidities per participant was included as a
131 predictor of symptoms in subsequent analyses.

132 *Mental Health Burden Assessment:*

133 Because a proportion of our study participants were pooled from past NIMH study participants and were likely
134 to include people with mental health conditions, we included this in our model. To investigate mental health
135 status as a predictor of COVID-19 symptom reporting, we utilized a machine-learning derived Patient
136 Probability Score (PPS) that estimates the likelihood of having a mental health diagnosis. PPS scores were
137 derived using study enrollment questionnaires and trained on participants who had previously been in NIMH
138 studies that administered a mental health diagnostic assessment, the Structured Clinical Interview for DSM;
139 (for additional details, see Chung et al., 2021). PPS provide a continuous score (0-1) for each participant's
140 likelihood of having a mental health diagnosis.

141 Statistical Analysis:

142 This study included several analyses to test the relationship between worry and reported symptoms in our
143 sample population, as discussed below. All analyses were performed in RStudio version 1.4.1106 (RStudio,
144 Inc., Boston, MA).

145

146 *Association between worry and symptoms across individuals:*

147 We used linear regression (*lm*) package, version 3.6.3 in RStudio version 1.4.1106 (Rstudio, Inc., Boston, MA)
148 to test whether individuals who reported experiencing greater worry on average also reported a greater average
149 proportion of symptoms relative to individuals who experienced less worry. Models treated average proportion
150 of symptoms as the dependent variable and worry (general or personal) as the independent variable. Since
151 some of our covariates were correlated, we included them separately in different models to allow for a matrix
152 condition number (κ) of < 3 , we ran separate linear regression models: i.) controlling for age and sex and
153 ii.) testing for interactions with number of physical comorbidities and mental health burden. All predictors
154 included in the models were mean-centered.

155 We then tested whether average personal worry mediated the relationship between average general worry and
156 average proportion of symptoms reported, using the *lavaan* R-package (Rosseel 2012). We performed the
157 Sobel test (Sobel, 1982), using the Delta method assuming normal distribution of the sampling distribution. We
158 used 95% percentile confidence intervals (Cis) generated by a bootstrapping procedure with a resampling rate
159 of 1,000 to evaluate the reliability of the mediation effect.

160 *Time-lagged association between worry and symptoms within individuals:* To explore the presence of a
161 directional effect of worry on symptoms, we performed within-subjects analyses using the linear mixed-effects
162 model *nlme* package, version 3.1-144 in RStudio version 1.4.1106 (RStudio, Inc., Boston, MA). We tested the
163 relationship between participants' worry at each timepoint (T), on the proportion of symptoms reported at the
164 next timepoint (T+1), conducting separate analyses for general and personal worry. For these analyses, we only
165 included participants who submitted entries for all 13 biweekly timepoints during the survey period ($n = 543$).
166 To address the hierarchical nature of these analyses and test whether associations varied as a function of
167 individuals' overall level of worry, we modelled participants' mean worry (general or personal) over the 13
168 timepoints as between subject effects (2nd level variable). For both analyses (symptoms (T+1) ~ general worry
169 (T) and symptoms (T+1) ~ personal worry (T)), we treated intercept and slope as random (Lindstrom & Bates,
170 1990, Barr 2013) and included the cluster mean centered value and the grand mean centered cluster mean value
171 as fixed effects, testing for main effects and interactions. We used the *nlme* function method "Maximum
172 Likelihood" (ML) and an autocorrelation (AR1) model to account for the autocorrelation of regression
173 residuals (Lindstrom & Bates, 1990).

174

175 **RESULTS**

176 Participants:

177 A total of 3,655 participants enrolled in the study. 105 participants (2.9%) reported testing positive for the
178 coronavirus at some point during the survey period and thus were excluded from this analysis. Furthermore,
179 459 participants (12.6%) completed only one timepoint (enrollment) and thus were removed from this analysis.
180 We further excluded 64 participants for whom we didn't have Mental Health status data on. Thus, our between
181 subject analyses included the 3,027 participants who responded to the mental health questionnaires and the
182 COVID-19 survey at least 2 times. 2,487 were women (~82%) and 518 were men (~17%), while <1% of
183 participants did not report biological sex. The sample was also predominantly Caucasian with ~91% self-
184 identifying as Caucasian, while ~3% self-identified as African-American or Black and ~3% as Asian. The
185 mean age was 47.17 (SD=14.8).

186 *Greater General Worry about the Pandemic is Associated with Increased reporting of Covid-19 Symptoms:*

187 Consistent with our first hypothesis, linear regression models revealed a main effect of average general worry
188 on the proportion of COVID-19 symptoms reported, while controlling for sex and age ($\beta = 2.56$, $p < 0.01$), such
189 that those who reported greater average worry reported more symptoms on average. There was also a main
190 effect of age ($\beta = -0.90$, $p < 0.01$) such that younger participants tended to report more COVID-19 symptoms,
191 and a significant effect of sex such that females reported more symptoms ($\beta = 0.72$, $p < 0.01$). There were no
192 interaction effects. Taking into account the number of comorbidities and mental health status (PPS), there was
193 still a significant relationship between average general worry and number of symptoms reported ($\beta = 1.94$, p
194 < 0.01). In addition, we observed main effects of number of physical comorbidities ($\beta = 1.38$, $p < 0.01$) and
195 mental health status ($\beta = 3.02$ and $p < 0.01$), such that participants with greater comorbidities or mental health
196 burden also reported greater COVID-19 symptoms. There was also a small but significant interaction effect
197 between general worry, number of comorbidities and mental health status ($\beta = -0.49$, $p = 0.02$) (shown in Fig. 1.
198 a, Table 3. a). Correlation results for all variables and control variable included in the models are reported in
199 Table 2.

200 *Greater Worries about Personal Health Are Associated with Increased reporting of Covid-19 Symptoms:*

201 Consistent with hypotheses, we observed similar trends when we analyzed the association between symptoms
202 and average worry for personal health and infection. Controlling for age and sex, average personal worry was
203 associated with increased symptom reporting ($\beta = 2.77$, $p < 0.01$). Again, younger participants ($\beta = -1.11$,
204 $p < 0.01$) and women ($\beta = 0.71$, $p < 0.01$) reported more COVID-19 symptoms. There were also significant
205 interactions between age and personal worry ($\beta = -0.43$, $p = 0.04$) on symptom reporting. Due to the negligible
206 sizes of these correlations, we refrain from inferring any clinically relevant differences in the effect of personal
207 worry on symptom reporting between younger and older participants. Taking into account the number of
208 comorbidities and mental health burden of participants, we found still a main effect of average personal worry
209 ($\beta = 1.95$, $p < 0.01$), and found that symptom reporting was also positively associated with a greater number of
210 physical comorbidities ($\beta = 1.17$, $p < 0.01$) and mental health burden ($\beta = 3.07$, $p < 0.01$) (shown in Fig. 1. b, Table
211 4).

212 *Personal Worry Mediates the Relationship between General Worry and symptoms:*

213 We used mediation analysis to test the hypothesis that the associations we observed between general worry and
214 symptoms were mediated by personal worry (Figure 2). Path “a” indicated that general worry was positively
215 associated with personal worry ($\beta = 0.940$, $SE = 0.01$, $95\% \text{ CI} = [0.923, 0.958]$, $p < 0.01$). Path “b” indicated
216 that personal worry was positively associated with the proportion of COVID-19 symptoms reported,
217 controlling for the effect of general worry ($\beta = 0.876$, $SE = 0.18$, $95\% \text{ CI} = [0.512, 1.218]$, $p < 0.01$). The
218 indirect effect of general worry on average symptoms through the effect of personal worry was also significant
219 (path “ab” = 0.824 , $SE = 0.171$, $95\% \text{ CI} = [0.483, 1.149]$ $p < 0.01$), indicating that personal worry is a
220 significant mediator of the association between general worry & COVID-19 symptoms. Finally, the direct
221 effect of general worry on symptoms remained significant (path “c”: $\beta = 0.458$, $SE = 0.180$, $95\% \text{ CI} = [0.121,$
222 $0.798]$, $p = 0.01$) suggesting a partial mediation (shown in Fig. 2).

223 *Worried individuals have stronger positive associations between self-reported worries and subsequent* 224 *symptoms*

225 To build on our between-subjects analyses, we used within-subjects time-lagged analyses to test the hypothesis
226 that worry at one time (T) would predict symptoms at the subsequent timepoint (T+1). Within subjects, we did
227 not observe a significant main effect of participants’ general worry at any timepoint T ($p > 0.5$), nor a
228 moderation effect of mean general worry ($p = 0.21$) on the proportion of COVID-19 symptoms reported at T+1
229 ($p = 0.63$) (see Fig. 3. a). We found that mean general worry (between subject effect) at time (T) was

230 significantly associated with the average proportion of symptoms reported (i.e. the intercept; $\beta = 1.02$, $p < 0.01$),
231 in line with our single-level regression analyses.

232 Similar to general worry, we did not observe any association between personal worry and subsequent
233 symptoms, whether we analyzed effects within subjects ($p > 0.5$) or evaluated potential moderation ($p > 0.6$).
234 Consistent with the single level regressions, we did observe positive associations between mean personal worry
235 and mean symptoms reported ($\beta = 0.91$, $p < 0.01$).

236 **DISCUSSION**

237 The COVID-19 pandemic represents a natural experiment as to how the population at large is affected by
238 associated uncertainty, appraisal of risk and threats to health and daily life. Our results show that worries and
239 negative expectations are associated with the experience of more COVID-19 related symptoms in people who
240 do not report coronavirus infection during the first year of the pandemic. We found that increased general
241 worries were associated with reporting more COVID-19 symptoms and that this association was mediated by
242 worries about personal worries. We also found that mental health status, i.e., PPS, and the number of medical
243 comorbidities were significant predictors for increased COVID-19 symptom reporting. However, our time-
244 lagged analyses did not reveal associations between worries at one time and symptoms at the following
245 timepoint, and thus we did not find evidence for postulated nocebo effects. Here we discuss these findings and
246 their implications.

247 We assessed worry as a proxy for negative expectations that have been shown to modulate health outcomes
248 (Hirsh 2015, Di Blasi 2001). Our delineation of worry measures into general and personal worry
249 acknowledged a possible conceptual difference between the effects of outward expectations and self-directed
250 expectations. As seen with hope and other cognitive constructs, changes in these different worry domains
251 might have separate effects on personal well-being (Wiles 2008, Lee 2014). While the nocebo effect is thought
252 to be associated with generalized negative expectations and anxiety, it is possible that different kinds of worry
253 may be associated differentially with a nocebo effect. The partial mediation effect of personal worry reflects
254 that other possible mediating factors exist, likely not captured in our models. However, it also highlights the
255 relevance of health anxiety (as a sub-domain of generalized worry) in the formation of nocebo effects.
256 Importantly, anxiety about personal health has also been indicated as one of the relevant psychological factors
257 causing people to *believe* they are infected with COVID-19 (Daniali 2021). These findings may suggest some

258 added nuance in the relationship between negative expectations about health outcomes (which might include
259 overall wellbeing, separate from contracting the viral infection) and nocebo effects.

260 The number of other health conditions (comorbidities) and the probability that participants had mental health
261 conditions (PPS) were also significant predictors of increased COVID-19 symptom reporting. The former
262 finding supports lines of research into one of the psychological mechanisms of nocebo effects—the
263 misattribution of negative symptoms from pre-existing or unrelated comorbidities (Planes 2016). It is,
264 however, also conceivable that somatic symptoms due to other medical conditions may be similar to or overlap
265 with COVID-19 related symptoms. Furthermore, the finding on mental health status as a positive predictor is in
266 line with previous research indicating that people with psychological symptoms such as anxiety and depression
267 are more predisposed to developing nocebo effects (Davies 2003; Wells, Kaptchuk 2012; Planes 2016).
268 Although only a small percentage of our study sample was recruited from a pool of past NIMH study
269 participants, our study was advertised by NIMH and mental health social networks, and thus our sample likely
270 over-represents the prevalence of mental health conditions. If individuals with mental health conditions are
271 predisposed to nocebo effects, further studies in populations without mental health conditions are necessary.
272 Our current results did not show any interaction effects between mental health status and the experience of
273 general or personal worry on nocebo effects. However, the effect of mental health status and its possible
274 interaction with worry and state vs trait anxiety is still important to consider in other cohorts given the
275 associations of anxiety (Benedetti, 2006) and other mental health disorders effects (Planes 2016) with nocebo
276 effects.

277 We also observed a small but significant association between age and reported symptoms, driven by younger
278 participants reporting more symptoms. Though the effect is almost negligible, it is worth noting that this
279 finding is in line with another study that also showed that younger age was related to more reports of COVID
280 symptoms in a Norwegian anonymous sample (Daniali 2022). Research concerning age and nocebo effects is
281 very sparse and we did not have any specific hypotheses regarding the effects of age and other demographic
282 factors on symptom reporting. This finding adds to growing research showing that despite being at a
283 comparatively lower risk for the most severe effects of COVID-19, younger individuals may experience
284 greater effects of psychological distress during COVID-19 (American Psychological Association 2020, Horesh
285 2020). Though, we found significant interactions between personal worry and age and marginally significant
286 interactions between personal worry and sex, however these effects were negligible ($r < 0.1$) and thus are
287 unlikely to be clinically meaningful in this sample. Some previous research does indicate that female sex is

288 associated with increased reports of COVID-19 symptoms (Daniali 2022) and greater nocebo effects
289 (Vambheim 2017). However, our sample cohort being predominantly female likely prevents us from
290 appropriately addressing potential sex effects.

291 Arguably, the association between worry and symptoms experienced at any timepoint could be bidirectional
292 (i.e. individuals with more symptoms may be more worried). To introduce the directionality needed to show a
293 nocebo effect, we tested for any time-lagged effects of worries on symptom reporting. Within subjects, we
294 found no significant time-lagged effects of general or personal worry at any timepoint on symptoms reported 2
295 weeks later and no interaction effects with individual average worry levels. In contrast, a recent article
296 exploring similar nocebo effects found that a specific belief about COVID-19 symptom severity was positively
297 associated with experiencing symptoms 3-4 weeks later (Rozenkrantz, 2022). However, participants from this
298 study were studied at two timepoints after the removal of the first lockdown in Europe around May 2020. Since
299 that was very early in the trajectory of the pandemic, other factors specific to that time window may have
300 contributed to a nocebo effect. It is possible that at different critical time points during the pandemic, people
301 may be more prone to nocebo effects. However, our results, which span the entire first year of the pandemic in
302 a larger sample (>500 participants versus 95-234 participants) with more frequent study intervals (12 responses
303 every two weeks versus 1 response 3-4 weeks later) contribute to a more robust picture and a stronger test of
304 whether nocebo effects had a large-scale impact on symptoms during the COVID-19 pandemic. In contrast to
305 our hypotheses and findings from Rozenkrantz and colleagues, we found no causal evidence of the impact of
306 worries on subsequent symptoms.

307 This study had several limitations that ought to be acknowledged. While we did exclude all participants who
308 reported testing positive for COVID-19 at any timepoint during the survey period, the limited access to
309 COVID-19 tests earlier on in the pandemic poses a limitation. It is possible that some participants may have
310 reported symptoms that were actually due to coronavirus infection that was undetected and thus not a true
311 nocebo effect. In addition, although we failed to find causal evidence of nocebo effects per se in time lagged
312 analysis of biweekly reports of worries and symptoms, more fine-grained sampling (e.g. daily) may have
313 detected that worries precede symptoms. Even if this were to be the case, a number of other factors would need
314 to be assessed to isolate pure nocebo effects. Despite negative coronavirus tests, some participants may
315 experience worry due to greater likelihood of exposure and infection, e.g., employment as an essential worker,
316 family exposure, as well as elevated regional or community COVID-19 rates. Thus, studies that employ

317 random assignment and directly manipulate beliefs and expectations about symptoms are necessary in order to
318 truly measure the impact of nocebo on symptoms.

319 Because the COVID-19 pandemic is still ongoing and fast-changing, the psychological & health effects of the
320 COVID-19 pandemic will likely be a subject to disentangle for a long time. While, our directional analyses do
321 not show direct nocebo effects, these results recapitulate the association between worry and the experience of
322 COVID-19 symptoms or potentially other adverse physical health outcomes, which may also be especially
323 heightened during the context of a pandemic. With the current rise in health anxiety during the ongoing
324 pandemic (Schimmenti 2020, Heinen 2021, Kibbey 2021) and given the recognized importance of more
325 personalized healthcare, clinical care may benefit from assessments of worry and expectation factors. This has
326 potential to help determine which patients might be more at risk for worse health outcomes during current or
327 future pandemics. Interventions aimed at mitigating worries or managing expectations may also provide benefit
328 to some patients.

329 Further studies investigating worry and symptoms in populations with confirmed negative COVID-19 tests or
330 isolated populations will be needed to isolate the occurrence of true nocebo effects during the pandemic. As
331 such, more empirical data to elucidate the psychological and behavioral factors associated with nocebo effects
332 will be necessary to limit preventable negative health outcomes will help manage available resources. Further
333 exploring the occurrence of nocebo effects and understanding populations that are susceptible to the effects of
334 negative expectations, may inform healthcare management and help prevent worsening health outcomes.

335 **Acknowledgements**

336 We would like to acknowledge and thank the following individuals for their statistical expertise and work in
337 data management and cleaning of this huge study: Alison Gibbons, Cristan Farmer, PhD , Francisco Periera,
338 PhD and Jacob Shaw.

339 **Statement of Ethics:**

340 All procedures were conducted in accordance with the Declaration of Helsinki and ethical approval was for this
341 study was granted by the Institutional Review Board of the National Institutes of Health.

342 **Study approval statement:**

343 This study protocol was reviewed and approved by the Institutional Review Board of the National Institutes of
344 Health.

345 **Consent to participate statement:**

346 All participants provided informed consent before their first entry into NIMH study participant pool.

347 **Conflict of Interest Statement**

348 The authors have no conflicts of interest to declare.

349

350 **Funding Sources**

351 NIMH (ZIAMH002922); NCCIH (ZIAAT000030). The sponsors of this study had no role in the design, data
352 collection, analysis or reporting of the results.

353 **Author Contributions**

354 All listed authors had complete access to the data in the study and were involved from the conception and
355 design of the study.

References

- Amanzio, M., et al. (2020). "How Do Nocebo Phenomena Provide a Theoretical Framework for the COVID-19 Pandemic?" *Front Psychol* **11**: 589884.
- American Psychological Association. (2020). Stress in America 2020: A national mental health crisis. Retrieved December, 1, 2020.
- Amerio, A. et al. (2020). "Covid-19 pandemic impact on mental health of vulnerable populations." *Acta Biomed.* 919-S): 95-96.
- Asmundson, G. J., Abramowitz, J. S., Richter, A. A., & Whedon, M. (2010). Health anxiety: current perspectives and future directions. *Current psychiatry reports*, 12(4), 306-312.
- Australian Institute of Health and Welfare. (2009). Measuring the social and emotional wellbeing of Aboriginal and Torres Strait Islander peoples. Catalogue No.: IHW 24.
- Barr, D. J., Levy, R., Scheepers, C., & Tily, H. J. (2013). Random effects structure for confirmatory hypothesis testing: Keep it maximal. *Journal of memory and language*, 68(3), 255-278.
- Bastiaens, L., & Galus, J. (2018). The DSM-5 self-rated level 1 cross-cutting symptom measure as a screening tool. *Psychiatric Quarterly*, 89(1), 111-115.
- Benedetti, F., Amanzio, M., Vighetti, S., & Asteggiano, G. (2006). The biochemical and neuroendocrine bases of the hyperalgesic nocebo effect. *Journal of Neuroscience*, 26(46), 12014-12022.
- Benedetti, F., Lanotte, M., Lopiano, L., & Colloca, L. (2007). When words are painful: unraveling the mechanisms of the nocebo effect. *Neuroscience*, 147(2), 260-271.
- Bingel, U. (2014). "Avoiding nocebo effect to optimize treatment outcome." *JAMA* 312(7): 693-4
- Bish, A., and Michie, S. (2010). Demographic and attitudinal determinants of protective behaviours during a pandemic: A review. *Br. J. Health Psychol.* 15, 797–824.
- Blakey, S. M., et al. (2015). Tracing “Fearbola”: psychological predictors of anxious responding to the threat of ebola. *Cogn. Ther. Res.* 39, 816–825.
- Blasini, M., Corsi, N., Klinger, R., & Colloca, L. (2017). Nocebo and pain: an overview of the psychoneurobiological mechanisms. *Pain reports*, 2(2).
- Chung, J. Y., Gibbons, A., Atlas, L., Ballard, E., Ernst, M., Japee, S., ... & Pereira, F. (2021). COVID-19 and Mental Health: Predicted Mental Health Status is Associated with Clinical Symptoms and Pandemic-Related Psychological and Behavioral Responses. medRxiv.
- Colloca, L. et al. (2011). "The nocebo effect and its relevance for clinical practice." *Psychosom Med* 73(7): 598-603.
- Davies, S. J., Jackson, P. R., Ramsay, L. E., & Ghahramani, P. (2003). Drug intolerance due to nonspecific adverse effects related to psychiatric morbidity in hypertensive patients. *Archives of internal medicine*, 163(5), 592-600.

- Di Blasi, Z., Harkness, E., Ernst, E., Georgiou, A., & Kleijnen, J. (2001). Influence of context effects on health outcomes: a systematic review. *The Lancet*, 357(9258), 757-762.
- Dubey, S., et al. (2020). "Psychosocial impact of COVID-19." *Diabetes Metab Syndr* **14**(5): 779-788.
- Daniali, H and Flaten, M. A. (2021). "What psychological factors make individuals believe they are infected by coronavirus 2019?". *Front. Psychol* **12**: 667722.
- Daniali, H., & Flaten, M. A. (2022). Experiencing COVID-19 symptoms without the disease: The role of nocebo in reporting of symptoms. *Scandinavian Journal of Public Health*, 14034948211018385.
- Esterwood, E., & Saeed, S. A. (2020). Past epidemics, natural disasters, COVID19, and mental health: learning from history as we deal with the present and prepare for the future. *Psychiatric quarterly*, 91(4), 1121-1133.
- Eklund, A., et al. (2019). "Expectations influence treatment outcomes in patients with low back pain. A secondary analysis of data from a randomized clinical trial." *Eur J Pain* **23**(7): 1378-1389.
- El-Haddad, C., Hegazi, I., & Hu, W. (2020). Understanding patient expectations of health care: a qualitative study. *Journal of patient experience*, 7(6), 1724-1731
- Elsegai, H. (2019). Granger-causality inference in the presence of gaps: An equidistant missing-data problem for non-synchronous recorded time series data. **523**: 839-851.
- Finniss, D. G., et al. (2010). "Biological, clinical, and ethical advances of placebo effects." *Lancet* **375**(9715): 686-695.
- Goesling, J., Lin, L. A., & Clauw, D. J. (2018). Psychiatry and pain management: at the intersection of chronic pain and mental health. *Current psychiatry reports*, 20(2), 1-8.
- Griffith, G. J., et al. (2020). "Collider bias undermines our understanding of COVID-19 disease risk and severity." *Nature Communication* **11**: 5749
- Hahn, R. A. (1997). The nocebo phenomenon: concept, evidence, and implications for public health. *Preventive medicine*, 26(5), 607-611.
- Hauser, W et al. (2012). "Nocebo phenomenon in medicine: their relevance in everyday clinical practice." *Dtsch Arztebl Int*. 109(26): 459 -465.
- He, F., Deng, Y., & Li, W. (2020). Coronavirus disease 2019: What we know?. *Journal of medical virology*, 92(7), 719-725.
- Heinen, A., Varghese, S., Krayem, A., & Molodynski, A. (2021). Understanding health anxiety in the COVID-19 pandemic. *International Journal of Social Psychiatry*, 00207640211057794.
- Hirsch, C. R., Perman, G., Hayes, S., Eagleson, C., & Mathews, A. (2015). Delineating the role of negative verbal thinking in promoting worry, perceived threat, and anxiety. *Clinical Psychological Science*, 3(4), 637-647.

- Horesh, D., Kapel Lev-Ari, R., & Hasson-Ohayon, I. (2020). Risk factors for psychological distress during the COVID-19 pandemic in Israel: Loneliness, age, gender, and health status play an important role. *British journal of health psychology*, 25(4), 925-933.
- Iles, R. A., et al. (2009). "Systematic review of the ability of recovery expectations to predict outcomes in non-chronic non-specific low back pain." *J Occup Rehabil* 19(1): 25-40.
- Kibbey, M. M., Fedorenko, E. J., & Farris, S. G. (2021). Anxiety, depression, and health anxiety in undergraduate students living in initial US outbreak "hotspot" during COVID-19 pandemic. *Cognitive Behaviour Therapy*, 50(5), 409-421.
- Kirsch, I. (1985). Response expectancy as a determinant of experience and behavior. **40**: 1189 -1202.
- Kravvariti, E., Kotsani, M., Mitsikostas, D. D., & Sfikakis, P. P. (2021). Nocebo phenomena may be enhanced in aging: Implications for clinical practice. *Maturitas*, 143, 10-16.
- Lai, C. et al. (2020). "Severe acute respiratory syndrome coronavirus 2 (SARS-CoV-2) and coronavirus disease-2019 (COVID-19): The epidemic and the challenges." *Int J Antimicrob Agents* 55(3):105924.
- Lee, S., Lam, I. M., Kwok, K. P., & Leung, C. M. (2014). A community-based epidemiological study of health anxiety and generalized anxiety disorder. *Journal of anxiety disorders*, 28(2), 187-194.
- Lee, S., Ma, Y. L., & Tsang, A. (2011). A community study of generalized anxiety disorder with vs. without health anxiety in Hong Kong. *Journal of Anxiety Disorders*, 25(3), 376-380.
- Lindstrom, M. J., & Bates, D. M. (1990). Nonlinear mixed effects models for repeated measures data. *Biometrics*, 673-687.
- Locher, C., Koechlin, H., Gaab, J., & Gerger, H. (2019). The other side of the coin: nocebo effects and psychotherapy. *Frontiers in Psychiatry*, 555.
- Mahoney MR, Farmer C, Sinclair S, Sung S, Dehaut K, Chung JY. Utilization of the DSM-5 Self-Rated Level 1 Cross-Cutting Symptom Measure-Adult to Screen Healthy Volunteers for Research Studies. *Psychiatry Res.* 2020;286:112822.
- Matta, J. et al. (2021). "Association of self-reported COVID-19 infection and SARS-CoV-2 serology test results with persistent physical symptoms among French adults during the COVID-19 pandemic." *JAMA Intern Med*.
- Maxwell. M. Family Interview For Genetic Studies: Manual for The FIGS. Clinical Neurogenetics Branch, Intramural Research Program, NIMH. <https://www.nimhgenetics.org/interviews/figs/>
- Myers, S. S., et al. (2008). "Patient expectations as predictors of outcome in patients with acute low back pain." *J Gen Intern Med* 23(2): 148-153.
- Online assessment measures [WWW document]. American Psychiatric Association. <https://www.psychiatry.org/psychiatrists/practice/dsm/educational-resources/assessment-measures>
- Planès, S., Villier, C., & Mallaret, M. (2016). The nocebo effect of drugs. *Pharmacology research & perspectives*, 4(2), e00208.

- Polack, F.P. et al. (2020). "Safety and efficacy of the BNT162b2 mRNA Covid-19 vaccine." *N Engl J Med* 383(27): 2603-2615.
- Pfingsten, M., Leibing, E., Harter, W., Kröner-Herwig, B., Hempel, D., Kronshage, U., & Hildebrandt, J. (2001). Fear-avoidance behavior and anticipation of pain in patients with chronic low back pain: a randomized controlled study. *Pain medicine*, 2(4), 259-266.
- Rozenkrantz, L., Kube, T., Bernstein, M. H., & Gabrieli, J. D. (2022). How beliefs about coronavirus disease (COVID) influence COVID-like symptoms?—A longitudinal study. *Health Psychology*, 41(8), 519.
- Russell, D. W. (1996). UCLA Loneliness Scale (Version 3): Reliability, validity, and factor structure. *Journal of personality assessment*, 66(1), 20-40.
- Schimmenti, A., Billieux, J., & Starcevic, V. (2020). The four horsemen of fear: An integrated model of understanding fear experiences during the COVID-19 pandemic. *Clinical Neuropsychiatry*, 17(2), 41.
- Sobel, M. E. (1982). Asymptotic confidence intervals for indirect effects in structural equation models. *Sociological methodology*, 13, 290-312.
- Taylor, S. Asmundson, G.J. (2004). "Treating health anxiety: A cognitive-behavioral approach." New York Guilford Press.
- Treede, R. D., Rief, W., Barke, A., Aziz, Q., Bennett, M. I., Benoliel, R., ... & Wang, S. J. (2015). A classification of chronic pain for ICD-11. *Pain*, 156(6), 1003.
- Tull, M. T., et al. (2020). "Psychological Outcomes Associated with Stay-at-Home Orders and the Perceived Impact of COVID-19 on Daily Life." *Psychiatry Res* 289: 113098.
- Vambheim, S. M., & Flaten, M. A. (2017). A systematic review of sex differences in the placebo and the nocebo effect. *Journal of pain research*, 10, 1831.
- Von Korff M, Ormel J, Keefe FJ, Dworkin SF. Grading the severity of chronic pain. *Pain* 1992;50;133-49.
- Weimer, K., Enck, P., Dodd, S., & Colloca, L. (2020). Placebo and nocebo effects in psychiatry and beyond. *Frontiers in psychiatry*, 11, 801.
- Wells, R. E., & Kaptchuk, T. J. (2012). To tell the truth, the whole truth, may do patients harm: the problem of the nocebo effect for informed consent. *The American Journal of Bioethics*, 12(3), 22-29.
- Whitehead, B. R. (2020). "COVID-19 as a Stressor: Pandemic Expectations, Perceived Stress, and Negative Affect in Older Adults." *J Gerontol B Psychol Sci Soc Sci*.
- Wiles, R., et al. (2008). "Hope, expectations and recovery from illness: a narrative synthesis of qualitative research." *J Adv Nurs* 64(6): 564-573.

Xie, X. F. et al. (2011). The ‘Typhoon Eye Effect’: determinants of distress during the SARS epidemic. *J. Risk Res.* 14, 1091–1107.

Yves Rosseel (2012). lavaan: An R Package for Structural Equation Modeling. *Journal of Statistical Software*, 48(2), 1-36. doi: 10.18637/jss.v048.i02

The Effects of Expectations and Worries on the Experience of COVID-19 Symptoms

Titilola Akintola¹, Joyce Chung², Lauren Atlas^{1,2,3}

¹Section on Affective Neuroscience and Pain, National Center for Complementary and Integrative Health, NIH, Bethesda, MD, USA

²National Institute of Mental Health, NIH, Bethesda, MD, USA

³National Institute on Drug Abuse, NIH, Baltimore, MD, USA

Corresponding Author:

Full name: Titilola Akintola, PhD

Department: Affective Neuroscience and Pain, National Center for Complimentary and Integrative Health

Institute/University/Hospital: National Institutes of Health

Street Name & Number: 10 Center Drive, Building 10, Rm. 4-1741

City, State, Postal code, Country: Bethesda, MD 20892

Tel: 301-827-0214

E-mail: titilola.akintola@nih.gov

Keywords: Nocebo; COVID-19; Expectations; Mental health; Health Anxiety

ABSTRACT

Introduction: The COVID-19 pandemic has been shown to have profound effects on both mental and physical health. Distress and widespread uncertainty about global events and personal risk are associated with increased worry and negative expectations that impact physical health. Thus, the current pandemic poses a possibility for the experience of nocebo effects.

Objective: To evaluate the likelihood of nocebo-induced COVID-19 symptoms in a US sample.

Methods: An online study on the mental health impact of COVID-19 asked participants to complete a set of biweekly surveys over a 6-month period between April 2020 and May 2021. We focus on responses from 3,027 individuals who reported never testing positive for COVID-19. We assessed the association between two types of worry and self-reported symptoms of COVID-19. We used multi-level models to examine variations across and within participants over time. We further investigated the effects of pre-existing health conditions and mental health status.

Results: There was a positive association between symptoms and both general ($b= 2.56, p<0.01$) and personal worry ($b=2.77, p<0.01$). However, worry reported at one timepoint was not specifically associated with symptoms reported two weeks later ($p = 0.63, p=0.56$). We also found that a greater number of prior clinical comorbidities and greater mental health burden were significant predictors of symptom reporting.

Conclusions: These results suggest that increased worries during the COVID-19 pandemic were associated with greater symptoms. Further studies investigating worry and symptoms in populations with confirmed negative COVID-19 tests or isolated populations will be needed to isolate the occurrence of true nocebo effects during the pandemic.

Keywords: Nocebo; COVID-19; Expectations; Mental health; Health Anxiety

Table 1

Table 1.a Pearson Correlations of General Worry Measures					
	1	2	3	4	5
1. Worry about the pandemic	-	0.798***	0.845***	0.207***	0.169***
2. Worry about family members being infected	0.798***	-	0.860***	0.166***	0.137***
3. Worry about others being infected	0.845***	0.860***	-	0.192***	0.156***
4. Worry about access to food	0.207***	0.166***	0.192***	-	0.819***
5. Worry about access to transportation or housing	0.169***	0.137***	0.156***	0.819***	-
r values displayed ***Correlation is significant (p < 0.01) (2-tailed)					

Table 1.b Pearson Correlation of Personal Worry Measures		
	1	2
1. Worry about being infected	-	0.873***
2. Worry about physical health being affected	0.873***	-
r values displayed ***Correlation is significant (p < 0.01) (2-tailed)		

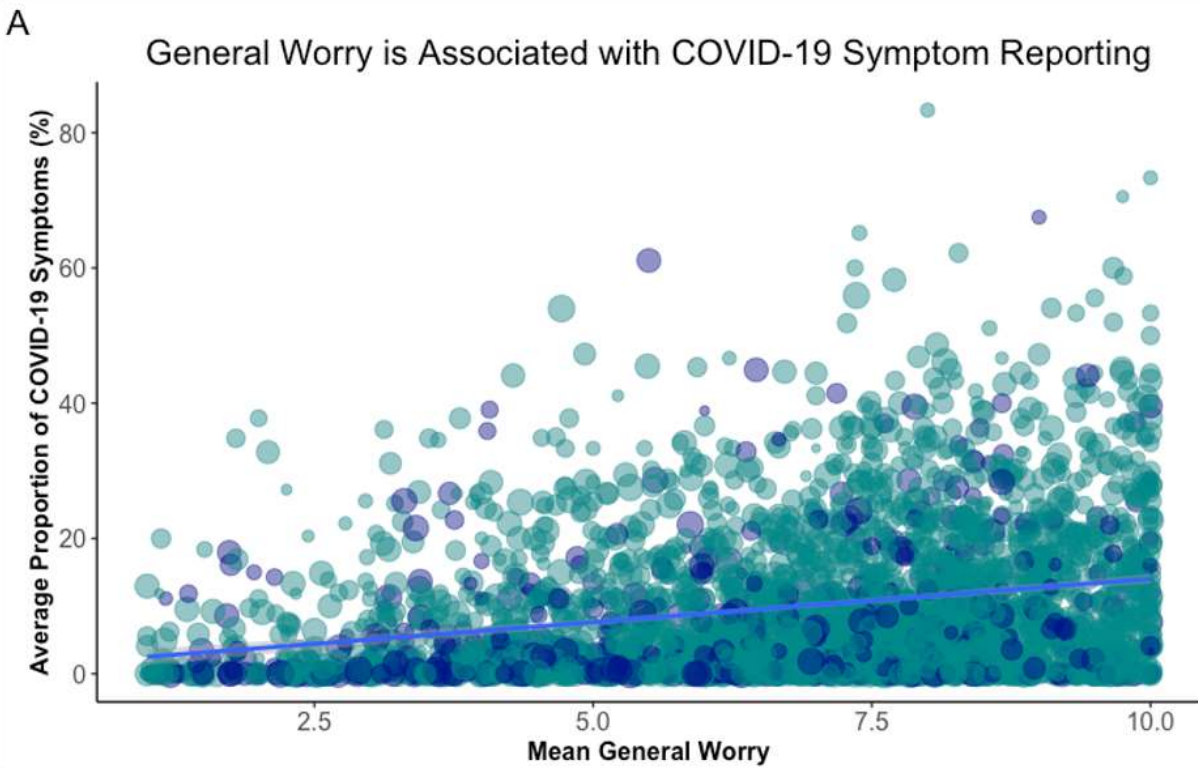


Fig 1 A: Scatter plot shows the association between Participants Mean General Worry and the average Proportion of Symptoms reported over the 6-month survey period controlling for age & sex ($B = 2.56$, $p < 0.001$, Table 3i) and including participants number of comorbidities and Mental Health Burden score as predictors ($B = 1.94$, $p < 0.001$, Table 3ii). All other interactions tested; and significant ones reported in table.

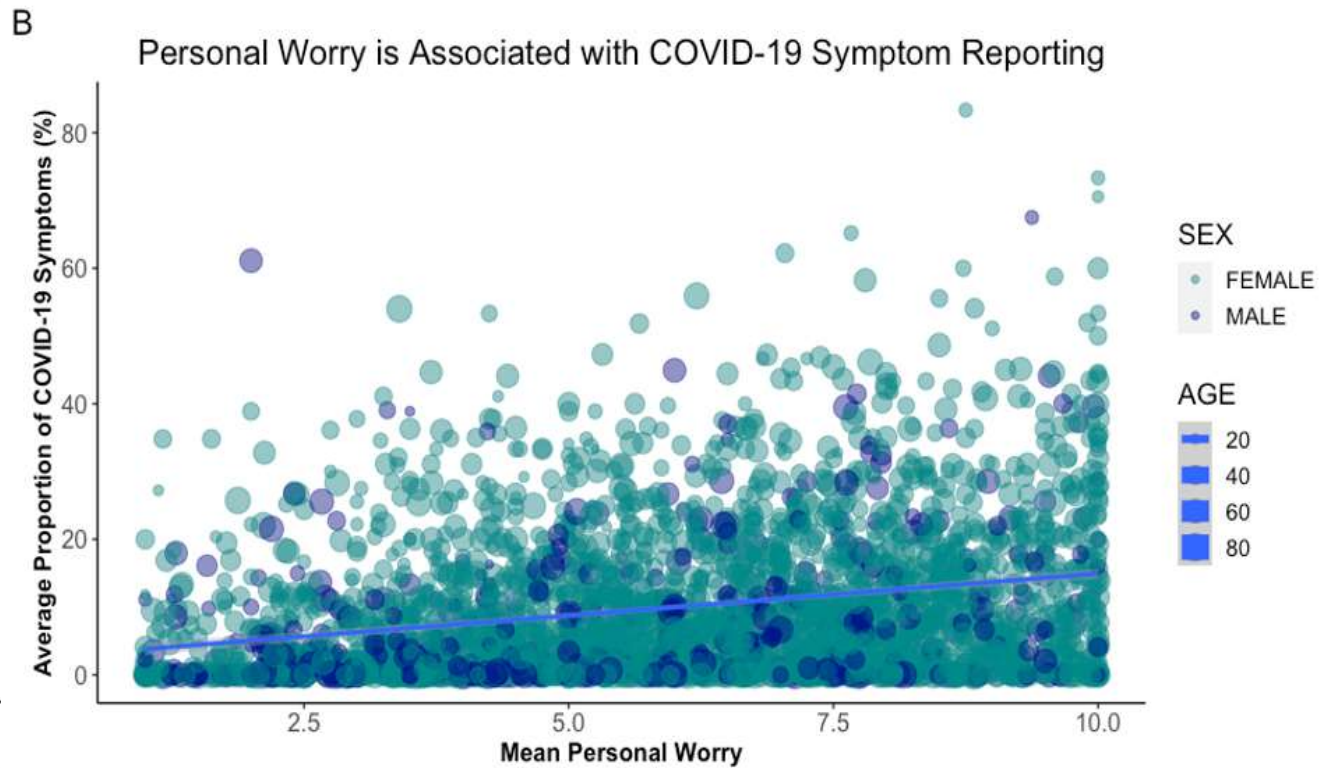


Fig 1 B: Scatter plot shows the association between Participants Mean Personal Worry and the average Proportion of Symptoms reported over the 6-month survey period controlling for age & sex ($B = 2.77$, $p < 0.001$, Table 4i) and including participants number of comorbidities and Mental Health Burden score as predictors ($B = 1.95$, $p < 0.001$, Table 4ii). All other interactions tested; and significant ones reported in table.

Fig. 2

Personal Worry Fully Mediates The Association Between Mean General Worry
and Mean Number of COVID-19 Symptoms Reported

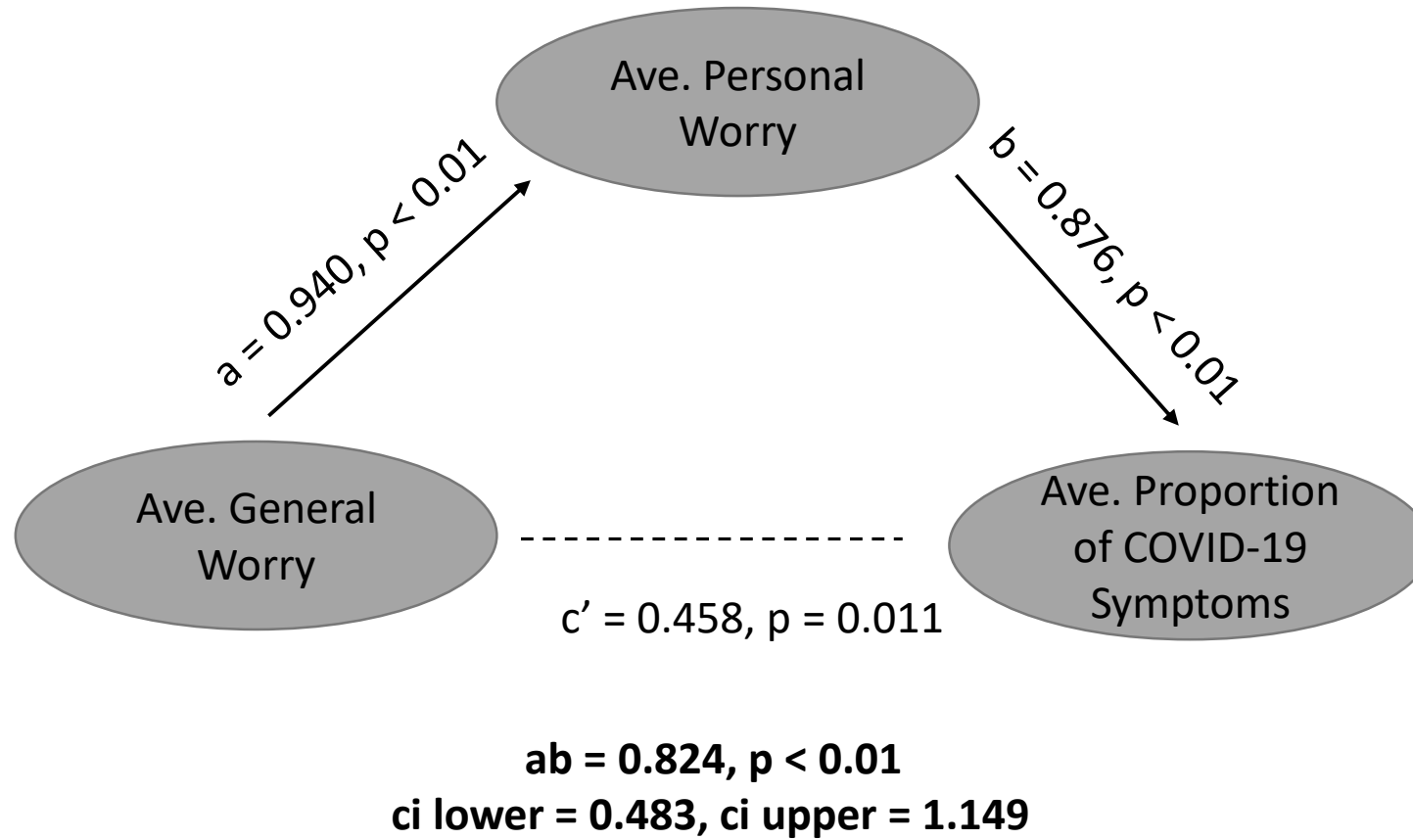


Fig 2. Mediation analysis shows that Personal Worry partially mediates the relationship between General Worry and symptoms are reported (indirect effect $ab = 0.824$, $ci\ lower = 0.483$, $ci\ upper = 1.149$). Direct effect of General worry on symptoms remains significant ($c' = 0.458, p = 0.011$)

No Significant within subject effects of General worry at time (T) with number of COVID-19 symptoms at (T+1)

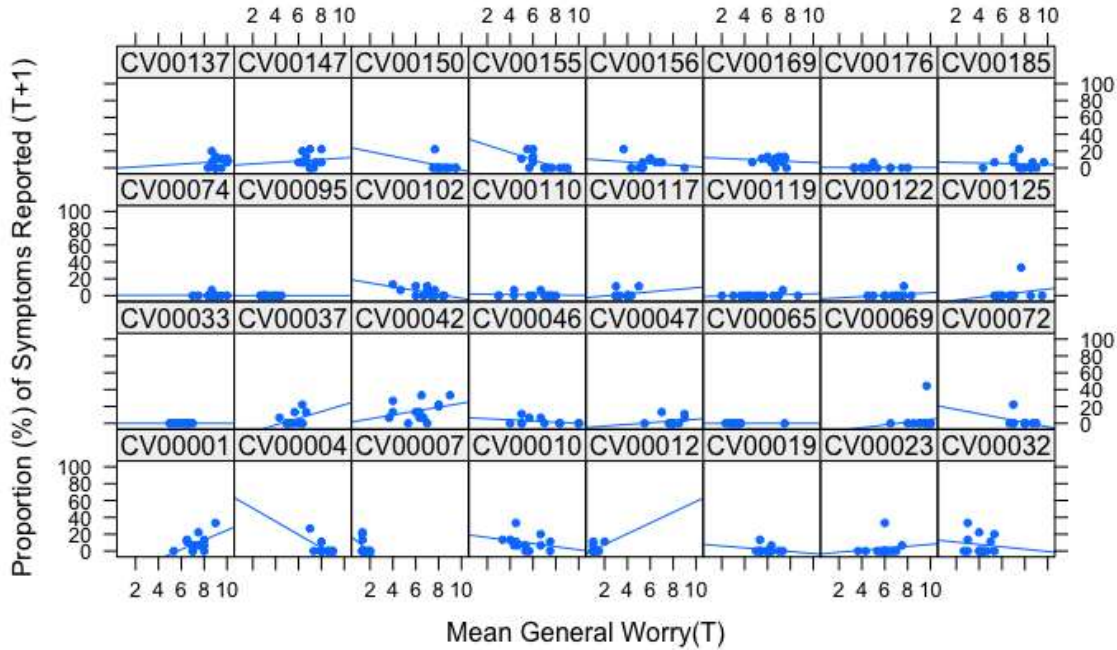


Fig. 3. A: Example plots (n = 32) of Individual Participant relationships between Mean General Worry at each Timepoint (T) plotted against their reported Proportion of Symptoms at the next timepoint (T+1). Time-lagged analyses showed no significant within-subject associations between worry at T with subsequent symptom reporting at (T+1) (Table 5.i.)

No Significant within subject effects of Personal worry at time (T) with number of COVID-19 symptoms at (T+1)

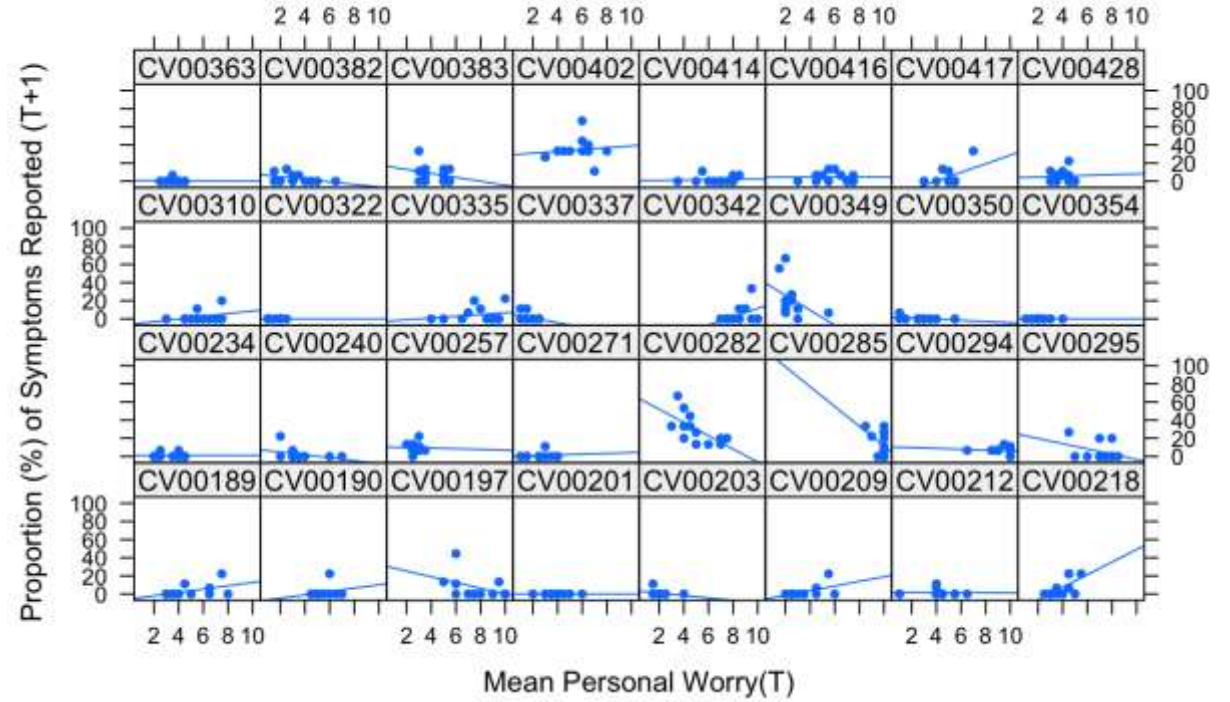


Fig. 3. B: Example plots (n = 32) of Individual Participant relationships between Mean Personal Worry at each Timepoint (T) plotted against their reported Proportion of Symptoms at the next timepoint (T+1). Time-lagged analyses showed no significant within-subject associations between worry at T with subsequent symptom reporting at (T+1) (Table 5.ii)