

1 **Immunogenicity, Safety and Effectiveness of COVID-19 Pfizer-BioNTech**
2 **(BNT162b2) mRNA Vaccination in Immunocompromised Adolescents and**
3 **Young Adults: A systematic Review and Meta-Analyses**

4
5 Patrick DMC Katoto^{1,2,3}, Mireille AM Kakubu⁴, Jacques L. Tamuzi², Amanda S. Brand²,
6 Adaeze Ayuk⁵, Liliane N. Byamungu⁶, Charles S. Wiysonge^{2,7,8}, Glenda Gray¹

7
8 ¹ Office of the President and CEO, South African Medical Research Council, Cape Town, South Africa

9 ² Centre for Evidence-based Health Care, Division of Epidemiology and Biostatistics, Department of
10 Global Health, Faculty of Medicine and Health Sciences, Stellenbosch University, Cape Town, South
11 Africa

12 ³ Centre for Tropical Diseases and Global Health, Department of Medicine, Catholic University of
13 Bukavu, DR Congo

14 ⁴Ministry of Health and Social Services of Namibia, Windhoek, Namibia.

15 ⁵Department of Paediatrics and Child Health, University of Nigeria Teaching Hospital, Enugu, Nigeria

16 ⁶Department of Paediatric, Faculty of Medicine and Health Sciences, University of KwaZulu-Natal,
17 Durban, South Africa

18 ⁷ Cochrane South Africa, South African Medical Research Council, Cape Town, South Africa

19 ⁸ HIV and other Infectious Diseases Research Unit, South African Medical Research Council, Durban,
20 South Africa

21

22

23 **Corresponding author:**

24 **Associate Professor Patrick DMC KATOTO, MD, MSC, PhD**

25 Office of the President and CEO, South African Medical Research Council,

26 Francie van Zijl Drive, Parow Valley, Cape Town 7501, South Africa

27 Email: katoto@sun.ac.za, Tel: +27 21 9380340

28

29

30 **Abstract**

31 People with weak immune systems are more likely to develop severe COVID-19, less likely to
32 be included in vaccine controlled studies but more likely to be under-vaccinated. We review
33 post-marketing studies to examine the immunogenicity, safety and effectiveness of BNT162b2
34 vaccine in immunocompromised adolescents and young adults (AYA). We searched more than
35 three international databases from 2020 to 30 May 2022 and used the ROBINS-I for bias
36 assessment. Random effect model was used to estimate pooled proportion, log RR, and mean
37 difference. Egger's regression and Begg's rank correlation were used to examine publication
38 bias. 47 full texts were reviewed, and nine were included. Conditions studied were rheumatic
39 diseases, diabetes mellitus, Down syndrome, solid tumours, neurodisability, and cystic fibrosis.
40 Eight studies used cohort designs and one used cross-sectional designs. Europe led most of the
41 investigations. Most studies had unclear risk of bias and none could rule out selection bias,
42 ascertainment bias, or selective outcome reporting. The overall estimated proportion of
43 combined local and systemic reactions after the first BNT162b2 vaccination was 30%[95% CI:
44 17-42%] and slightly rose to 32% [95% CI: 19-44%] after the second dose. Rheumatic illnesses
45 had the highest rate of AEFI (40%[95% CI: 16-65%]), while cystic fibrosis had the lowest
46 (27%[95% CI: 17%-38%]). Hospitalizations for AEFIs were rare. Healthy controls exhibited
47 higher levels of neutralizing antibodies and measured IgG than immunocompromised AYA,
48 although pooled estimations did not demonstrate a statistically significant difference after
49 primary dose. BNT162b2 is safe and effective in immunocompromised AYA, with no
50 significant difference to healthy controls. However, current evidence is low to moderate due to
51 high RoB. Our research advocates for improving methodology in studies including specific
52 AYA population.

53

54 **Key words:** SARS-CoV-2, Children, comorbidity, Immunisation, post marketing

55

56 Introduction

57 The severe acute respiratory syndrome (SARS) pandemic caused by the SARS-coronavirus-19
58 type 2 (SARS-CoV-2) has resulted in about (as of 5:01pm CET, 11 November
59 2022) 630,832,131 confirmed cases of COVID-19, including 6,584,104 deaths, reported to
60 WHO[1]. The pandemic has afflicted all population groups, including children, adolescents,
61 and young adults (AYA), despite their milder course[2]. Children and AYA with comorbidities
62 such as chronic lung disorders, obesity, cardiovascular disease, kidney disease, solid organ
63 transplant, malignancies, or rheumatic diseases, as demonstrated in adult populations, have a
64 higher risk of severe diseases with outcomes such as multi-system inflammatory syndrome in
65 children (MIS-C), intensive care unit (ICU) or life support needs, and increased hazards of
66 death[3–7]. Furthermore, COVID-19 clinical presentation in AYA with comorbidities is
67 uncommon and may not follow the conventional epidemiological profile. AYA with
68 comorbidities, for example, may acquire MIS-C even after a moderate illness, especially if they
69 have already been exposed to an infected adult[8,9]. AYA with Down syndrome face an
70 additional risk due to their low immunity, putting them at risk of getting serious COVID-19-
71 related disorders[10]. Similarly, certain comorbidities may expose AYA to a more severe form
72 of SARS-CoV-2 than others. According to global cancer data, 20% of children with cancer
73 acquire severe SARS-CoV-2 infection[9].

74
75 Vaccination is a well-established method for preventing severe disease development
76 throughout the life course, particularly in persons with chronic and immune-compromising
77 medical illnesses or at increased risk of infection owing to immunosenescence. The flu vaccine,
78 for example, is associated with a significant reduction in the risk of hospitalization for influenza
79 illnesses in a predominantly elderly population[11], and the Haemophilus influenzae type b
80 (Hib) vaccine has significantly improved the survival of children with sickle cell disease living
81 in low-income countries[12]. To combat the COVID-19 pandemic and its harmful
82 consequences, safe and effective vaccines were developed and licensed first for adults, and
83 subsequently approved for AYA under the age of 16. In AYA, messenger-RNA (m-RNA)
84 vaccines such as BNT162b2 (Pfizer-BioNTech) that encode the SARS-CoV-2 full-length spike
85 responsible for severe acute respiratory syndrome are commonly employed. As of 8 November
86 2022, a total of 12,885,748,541 vaccine doses have been administered[1]. Serious adverse
87 effects were uncommon in randomised clinical trials (RCTs) involving AYA participants, and
88 vaccination effectiveness was near to 100 percent[13,14]. RCT data, on the other hand, are less
89 likely to match real-world data as people with comorbidities are much less likely to be enrolled

90 in RCTs. Furthermore, in post-marketing studies, the BNT162b2 vaccine was associated to
91 adverse events following immunization (AEFI) not recorded in RCTs, such as myocarditis[15],
92 and vaccination effectiveness differed from that observed in RCTs[16]. It is also recognized
93 that vaccine-preventable diseases are more likely to be severe in people with
94 immunocompromised conditions, and that these people are more likely to be hesitant to receive
95 vaccines. Unfortunately, low immunization rates in these categories are also caused by
96 healthcare practitioners' fails to implement recommendations[17].

97

98 Considering the paucity of data in immunocompromised AYA, we thoroughly examined the
99 evidence from post-marketing surveillance to assess the effectiveness, safety, and tolerability
100 of the BNT162b2 vaccine against SARS-CoV-2 in AYA to enable for data-driven policy
101 decision making.

102 **Materials and Methods**

103

104 **Criteria for considering studies for this review**

105

106 **Types of studies**

107 Non-randomized interventional studies (post-authorization surveillance data), independent of
108 method or unit of allocation, were included, as were observational studies, such as cohort
109 studies (both prospective and retrospective), case-control studies, and cross-sectional studies.
110 Participants in the included studies could be followed up on for any length of time. We
111 considered studies that included a subset of eligible participants (e.g., children and adolescents)
112 if the results for the eligible subset of participants were published separately. If this was not
113 possible, such studies were included if 90% or more of the sample was AYA. We omitted
114 reviews, case series, and case reports, as well as non-human subject studies. Studies involving
115 children under the age of ten or individuals above the age of twenty-four were also barred.

116

117 **Types of interventions**

118 We included studies investigating any injectable BNT162b2 vaccine intended for the
119 prevention, or mitigation of symptoms, of SARS-CoV-2-infection. All studies involving one
120 or more primary doses (usually doses 1 or 2) and boosters of the BNT162b2 vaccine were
121 eligible for inclusion. Studies were included if interventions were compared with or without a

122 placebo vaccine or with another SARS-CoV-2 vaccine. Studies reporting on different COVID-
123 19 vaccinations only or predominantly were also excluded (mRNA1273, CoronaVac, etc.).

124

125 **Types of outcomes**

126 The outcomes of interest were broadly classified as vaccination i) safety profile (defined in
127 supplemental table 1), ii) tolerability, and iii) efficacy or effectiveness.

128 **Search methods for the identification of studies**

129 We used a comprehensive search strategy designed to identify the maximum number of eligible
130 studies regardless of language or publication status within a restrictive timeframe. To maximize
131 sensitivity, the techniques did not differentiate between "safety" and "efficacy or
132 effectiveness". Records were identified through a systematic search of MEDLINE (PubMed),
133 Embase (Ovid), Web of Science and Cochrane library (CENTRAL). The search was initially
134 designed for MEDLINE (PubMed), but it has since been adapted for use with other sources.
135 PubMed search approach is detailed in **box 1** of the supplemental materials. Other sources such
136 as references of included studies, the WHO database, and the Centres for Disease Control and
137 Prevention (CDC) website as well as the Advisory Committee on Immunization Practices
138 (ACIP) meetings were also searched to identify any references to additional studies that could
139 be potentially eligible. The search began on February 15, 2022, and proceeded on the 15th of
140 each month until May 30, 2022.

141

142 **Data collection and analysis**

143 **Selection of studies**

144 Covidence software (Veritas Health Innovation, Melbourne, Australia) was used to import all
145 search results. For de-duplication and screening methods, see www.covidence.org. To select
146 potentially relevant full studies, two reviewers independently examined titles and abstracts.
147 Any disagreements between reviewers were handled through dialogue, with a third reviewer
148 making the final decision. For each record deemed possibly eligible, full text reports were
149 obtained. Two reviewers separately screened these full texts to identify research for inclusion
150 in the review, with any disagreements resolved by consensus discussion with the assistance of
151 a third reviewer. The rationale for not including full-text reports was documented. When a full
152 report of a study (e.g., conference proceedings) was not accessible and there was insufficient
153 material for inclusion, the study was labeled as 'awaiting categorization' until the next search
154 update. Preprint papers were not included unless they were peer reviewed at the time of the last

155 search. A PRISMA flow diagram was used to document and summarize the flow of
156 experiments (**Figure 1**).

157 **Data extraction and management**

158 A single reviewer extracted study characteristics and outcomes data, which was then
159 crosschecked by a second reviewer to ensure consistency. The extractions were conducted in
160 Covidence utilizing a pre-piloted extraction form. A table of characteristics of included studies
161 was created utilizing descriptive information extracted from studies and exported from
162 Covidence into an excel document.

163 **Assessment of risk of bias in included studies**

164 Two reviewers assessed the risk of bias (RoB) of included studies using the Cochrane RoB
165 tool[18] for randomized evidence, and the ROBINS-I tool[19] for non-randomized studies.
166 One senior reviewer conducted all RoB assessments as the independent duplicate reviewer.
167 Standard domains for each tool were used, and an overall risk of bias was determined using a
168 worst-domain scenario approach. As a result, we judged the overall risk of bias for each study
169 as ‘low risk’, ‘unclear risk’ or ‘high risk’ and reported the main reason in the summary table
170 for RoB. Any discrepancies in individual domain judgments as well as overall judgements were
171 resolved through consensus or adjudication by a third review author.

172

173 **Statistical analysis**

174 Stata 16.0 was used to conduct the meta-analyses (Stata corp., College Station, TX, USA). To
175 account for study heterogeneity, the random effects model estimated pooled proportion, log
176 RR, and mean difference with 95 % confidence intervals (CI). To quantify heterogeneity, I^2
177 statistics were utilized. All analyses were initially performed in comparison to the
178 administration of the first and second doses of BNT162b2 vaccines. Subgroup analyses were
179 then performed, which comprised rheumatic illnesses, severe neurodisabilities, Down
180 syndrome, type 1 diabetes, cystic fibrosis, and solid tumours. Finally, the combined effect of
181 the first and second dose was investigated. When the standard error (SE) in a study was not
182 published, we determined it from the proportion using the formula: $SE = P(1-P)/N$ and 95 %
183 $CI = P \pm 1.96 SE$, where P was the proportion and N was the sample size comprising
184 immunocompromised adolescents[20]. Studies that reported the median and IQR were
185 converted to mean (SE)[21], and BAU/ml or U/ml to AU/ml using online computations. A
186 meta-regression was also performed on the local and systemic reactions. Because the review

187 comprised less than ten studies from all forest plots, Egger's regression analysis and Begg's
188 rank correlation analysis were used to investigate the probability of publication bias.

189

190 **Results**

191

192 **Characteristic of included studies**

193 Of the 443 records found in the various data bases analyzed, 47 full texts were carefully
194 reviewed for eligibility, and nine studies were included (**Figure 1**). Rheumatic disorders were
195 studied in four studies, and type 1 diabetes, Down syndrome, solid tumor, neurodisability, and
196 cystic fibrosis were studied in one each. Eight studies (Akgün 2022; Dimopoulou 2022;
197 Heshin-Bekenstein 2022; King 2022; Michos 2022; Piccini 2022; Riviere 2021; Valentini
198 2022)[3,4,8–10,22–24] employed a cohort design, whereas one used a cross-sectional
199 design(Haslak 2022)[6]. Most investigations were undertaken in Europe (**Supplementary**
200 **Table 2**).

201

202 **Risk of bias**

203 The assessment of RoB for these studies was conducted using ROBINS-I (**Supplementary**
204 **Table 3**). Six studies had an unclear overall risk of bias (Akgün 2022; Dimopoulou 2022;
205 Haslak 2022; King 2022; Piccini 2022; Riviere 2021). None of these studies could rule out
206 selection bias, ascertainment bias, or selective outcome reporting. Bias due to confounding
207 could also not be ruled out in four studies (Akgün 2022; King 2022; Piccini 2022; Riviere
208 2021); while bias in the classification of interventions could not be ruled out in two (Haslak
209 2022; Piccini 2022); deviations from intended interventions could not be ruled out in five
210 (Akgün 2022; Dimopoulou 2022; King 2022; Piccini 2022; Riviere 2021); and attrition bias
211 could not be ruled out in four (Akgün 2022; Dimopoulou 2022; King 2022; Piccini 2022).
212 Furthermore, three (Akgün 2022; Haslak 2022; Riviere 2021) had other sources of bias
213 identified – this related mostly to small sample sizes and short post-vaccination follow-up.

214

215 Three studies had a high overall risk of bias (Heshin-Bekenstein 2022; Michos 2022; Valentini
216 2022). Three studies were at high risk of bias due to confounding (Heshin-Bekenstein 2022;
217 Michos 2022; Valentini 2022); one was at high risk of attrition bias (Heshin-Bekenstein 2022);
218 and one was at high risk of ascertainment bias (Heshin-Bekenstein 2022). Selection bias, bias
219 due to deviations from intended interventions and selective outcome reporting could not be

220 ruled out in any of these studies; bias in the classification of interventions could not be ruled
221 out in two studies (Michos 2022; Valentini 2022), attrition bias could not be ruled out in one
222 (Michos 2022), and ascertainment bias could not be ruled out in two studies (Michos 2022;
223 Valentini 2022).

224

225 **Any local AEFI**

226

227 **Figure 2A** shows the tolerability of dose 1 BNT162b2 vaccine among adolescents.
228 Immunocompromised conditions include rheumatic diseases, severe neurodisabilities, Down
229 syndrome, type 1 diabetes, and solid tumours, with an overall pooled proportion of any local
230 reaction of 28%[95% CI: 11%-44%]. The following local reactions were observed among the
231 six studies included in the pooled results: pain, swelling, itching, and erythema. The subgroup
232 analysis revealed that diabetes mellitus type 1 adolescents had the highest rate of any local
233 proportion reactions 72%[95%CI: 56%-87%], solid tumours (46%[95%CI: 19%-73%],
234 rheumatic diseases (27%[95%CI: 4%-50%], down syndrome (13%[95%CI: -9%-35%], and
235 severe neurodisabilities 4%[95%CI: -4%-11%]. The summary effect or pooled proportional
236 estimate of any local reaction following the second dose of BNT162b2 vaccine among
237 immunocompromised adolescents was found to be 23% [95% CI: 10%-37%]. Pain, swelling,
238 erythema, itching, and pruritus were the most common local reactions following dose 2 of the
239 BNT162b2 vaccine. Adolescents with type 1 diabetes had the highest pooled estimate of any
240 local reaction (64% [95%CI: 49%-79%], followed by rheumatic diseases (23% [95%CI: 6%-
241 41%], solid tumours 15% [95%CI: -4%-35%], Down syndrome 14% [95%CI: -5%-34%], and
242 severe neurodisabilities 9% [95%CI: -0.3%-21%] (**Figure 2B**).

243

244 **Any systemic AEFI**

245 The most common systemic reactions after dose 1 in the meta-analysis evaluating any systemic
246 reaction following administration of BNT162b2 vaccine in immunocompromised adolescents
247 were fever, muscle ache, headache, fatigue, running nose, joints pain, chills, feeling unwell,
248 hospitalization, weakness, exacerbation, nausea, and vomiting, with an overall pooled
249 proportion of 9%[95%CI: 6%-11]. Adolescents with diabetes mellitus and those with severe
250 neurodisabilities had the highest incidence of systemic reactions, at 20%[95% CI: 6%-32%]
251 and 20%[95% CI: 6%-36%], respectively. The proportion of adolescents with systemic
252 reactions among those with solid tumour was 12% [95%CI: 2%-22%], while those with

253 rheumatic diseases and Down syndrome had 6% [95%CI: 5%-10%] and 3% [95%CI: 1%-6%],
254 respectively (**Figure 3A**).

255

256 The overall pooled proportion of any systemic reaction after dose 2 of BNT162b2 vaccine was
257 13% [95% CI: 10%-17%]. Fever, muscle ache, headache, fatigue, running nose, joint pain,
258 chills, feeling unwell, hospitalization, weakness, exacerbation, nausea, and vomiting were
259 among the common systemic reactions observed. As with the first dose, adolescents with
260 diabetes mellitus exhibited the highest proportion of systemic reactions 27%[95%CI: 15%-
261 40%], followed by those with solid tumour 23%[95%CI: 3%-43%], severe neurodisabilities
262 17%[95%CI: 6%-20%] then by those with rheumatic diseases 12%[95%CI: 9%-16%] and
263 Down syndrome 4% [95% CI: 1%-7%] (**Figure 3B**).

264

265 **Any local and systemic AEFI**

266 The overall proportion of combined AEFIs in immunocompromised adolescents in studies that
267 reported on combined systemic and local AEFIs following the first dose of BNT162b2
268 vaccination was 30%[% CI: 17% - 42%]. A high proportion of AEFIs was observed among
269 adolescents with rheumatic diseases 51% [95%: 32%-70%], solid tumours 33%[95%CI: 11%-
270 56%], Down syndrome 18%[95%CI: 6%-30%], and cystic fibrosis 17%[95%CI: 5%-29%]
271 (**Figure 4A**). Further, among adolescents, the overall proportion of combined systemic and
272 local reactions following the second dose of BNT162b2 was 32% [95% CI: 19%-44%]. A high
273 proportion of reactions was observed in adolescents with rheumatic diseases 40%[95%: 16%-
274 65%] followed by those with solid tumours 25%[95%CI: 3%-45%], Down syndrome
275 19%[95%CI: 10%-29%], and cystic fibrosis 27%[95%CI: 17%-38%] (**Figure 4B**).

276

277 **Antibody responses**

278 The comparison of antibodies neutralization after dose 1 BNT162b2 vaccine between
279 immunocompromised adolescents (cystic fibrosis and Down syndrome) and healthy adults was
280 assessed in two studies. The pooled log RR revealed no statistically significant differences
281 between the two groups, with a Log RR of 0.08 (95% CI: -0.16, 0.32, $p=1$, $I^2 = 0.00\%$) (**Figure**
282 **5A**). The comparison of antibodies neutralization after dose 2 of BNT162b2 vaccine among
283 immunocompromised adolescents (rheumatic diseases and cystic fibrosis) and healthy adults
284 included two studies. The pooled log RR revealed no statistically significant differences
285 between the two groups, with a Log RR of -0.00 (95% CI: -0.24, 0.24, $p=0.52$, $I^2=0.00\%$)
286 (**Figure 5B**).

287

288 The effectiveness of BNT162b2 vaccine after dose 1 in quantifying IgG (AU/ml) was reported
289 in two studies. Valentini et al.[10] measured IgG levels in adolescents known with Down
290 syndrome and in healthy adolescents after 21, 28, and 180 days, with mean differences (MD)
291 IgG (AU/ml) of 146.69 (95% CI: 68.59 to 224.79), -36.99 (95% CI: -59.13 to -14.85), and -
292 1430.97 (95% CI: -1976.65 to -885.29). MD IgG was -405.24 (95% CI: -1345.59 to 535.12)
293 after 21 and 180 days. Michos et al.[24] found an MD IgG of 187.14 (95% CI: -94.10 to 468.38)
294 among cystic fibrosis vs healthy adolescents. While healthy adolescents had higher IgG -
295 248.25 (95% CI: -954.51 to 458.01, $p=0.24$, $I^2 = 99.53\%$), the overall pooled MD IgG was not
296 statistically different between the two groups (**Figure 6A**). For the second dose, Valentini et
297 al.[10] measured IgG levels in Down syndrome and healthy adolescents after 28, 45, and 180
298 days, with mean differences (MD) IgG (AU/ml) of -57.62(95%CI:-115.91 to 068),
299 0.00(95%CI: -38.16 to 38.16), and -692.74(95%CI: -719.63 to -685.85), respectively. MD IgG
300 was -250.53 (95% CI: -686.01 to 184.96) over 28 and 180 days. In comparison, Heshin-
301 Bekenstein et al.[4] reported a MD IgG of -56.08 (95% CI: -79.18 to -32.98) among rheumatic
302 diseases vs healthy adolescents. Even though healthy adolescents had higher , the overall
303 pooled MD IgG was not statistically different between the two groups, IgG -201.91 (95% CI:
304 -524.28 to 120.45, $p=0.38$, $I^2 = 99.74\%$) (**Figure 6B**).

305

306 **Publication bias**

307 We assessed publication bias using regression tests with a random-effects model for included
308 studies. As we performed statistical tests, publication bias was less likely for any local reaction
309 after the second dose of BNT162b2, and no evidence of publication bias was observed for
310 Egger's regression analysis ($P = 0.02$). Begg's rank correlation analysis, on the other hand,
311 yielded a p-value of 0.003. In contrast, publication bias was clearly present for any systemic
312 reaction following the second dose of BNT162b2 ($P<0.001$) for Egger's regression analysis
313 and $p<0.001$ for Begg's rank correlation analysis).

314

315 **Discussion**

316 In this systematic review and meta-analysis of mostly post-marketing studies, we found that
317 the humoral response to BNT162b2 vaccine in AYA with various comorbidities resulting in a
318 compromised immune system was effective after the second dose with an acceptable safety
319 profile and without exacerbating the disease condition or causing severe adverse reactions.

320

321 Many studies have reported that AYA with rheumatic diseases, severe neurological disorders,
322 Down syndrome, type 1 diabetes, and solid tumours who received first doses of the vaccination
323 reported mostly local reactions; the number of participants who developed AEFIs increased
324 after the second dose. These findings are consistent with those of a randomised trial in Japanese
325 people, in which systemic events rose from 1% to 4% after the second dose[25]. Instead, some
326 studies found conflicting results regarding neurological complications such as Guillain-Barre
327 syndrome and Bell's palsy related with the ChAdOx1 and CoronVac vaccinations but not the
328 BNT162b2 vaccine[26].

329
330 Specificity associated with each ailment may be communicated to health care providers and
331 caregivers. While local AEFIs were prevalent, AYA with diabetes mellitus had a higher
332 proportion of reports of local response. Diabetes mellitus has been linked to a wide range of
333 dermatologic disorders, many of which improve with glycaemic control[27]. As a result, it is
334 critical to maintain appropriate diabetes management prior to delivering BNT162b2
335 vaccinations in order to limit the risk of morbidity. Systemic responses, such as fever, were
336 also more common in those with diabetes, probably for the same reasons mentioned above.
337 However, no major severe adverse events requiring hospitalization were reported, such as
338 diabetic ketoacidosis or severe hypoglycaemia. Furthermore, modest adverse effects similar to
339 those described in the general population were observed in adolescents with type 1 diabetes
340 mellitus who were on different medications and monitoring systems.

341
342 Surprisingly, AYA with Down syndrome exhibited the lowest proportion of systemic
343 responses, although having mild to moderate T cell and B cell lymphopenia and concomitant
344 T cell abnormalities. This suggests that children and adolescents with Down syndrome have an
345 excellent safety and tolerability profile. Another study found that when AYA with juvenile
346 idiopathic arthritis (JIA) were given tumour necrosis factor inhibitors, the adverse responses
347 were more common after the second dose than the first. However, no illness exacerbations
348 occurred post vaccination[22]. Another study has reported that the vaccine had similar safety
349 profiles, with minimal side effects occurring at a similar frequency in both adolescents with
350 juvenile-onset autoimmune inflammatory rheumatic disorders (AIIDRs) and controls[4].
351 Systemic symptoms such as fever after the first dosage, as well as weariness, myalgia, and
352 arthralgia after the second dose, were more common in adolescents with AIIDRs than in the
353 control group, but the difference was not statistically significant. Furthermore, small increases
354 in disease deterioration were observed, but following the first and second doses, 94.4% and

355 98.8% of patients maintained stable disease activity with no worsening, respectively. As
356 instance, our findings suggest that patients with AIIRDs have acceptable safety profiles.

357

358 When antibody responses were compared after vaccination doses, there was an adequate IgG
359 response mounted by the immune systems of AYA with the immunocompromised diseases
360 under consideration, according to studies reporting antibody neutralization after first and
361 second doses of vaccine. It should be highlighted that patients who tested positive for SARS-
362 CoV-2 before to vaccination had higher IgG titers than those who tested negative ($P=0.20$),
363 implying that patients who had previously been exposed to COVID-19 acquire more persistent
364 and strong antibodies than naive patients. Considering that reinfection leading to natural
365 immunity can be dangerous for AYA with comorbidities, it is fortunate that the second vaccine
366 dosage exhibited comparable outcomes in increasing anti-DBD IgG titers in children receiving
367 either conventional disease-modifying anti-rheumatic medications (cDMARDs) or biological
368 DMARDs. Furthermore, no association was found between gender and vaccine reaction.
369 However, treatment patterning to comorbidities affected immunologic responses to the vaccine
370 in some cases, with lower immunologic responses observed in adolescents receiving combined
371 therapy (conventional and biological therapy); this difference was statistically significant when
372 compared to the biological therapy group. Despite their low levels, these youngsters were able
373 to obtain immunizations without halting their treatment.

374

375 Some conditions not included in this meta-analysis are also of particular attention to inform
376 decision making. For example, older adolescents with a median age of 19 years receiving an
377 immunosuppressive regimen for a kidney transplant had poorer immunogenicity responses,
378 with only 52% of patients showing the presence of spike antibodies after the second dose of
379 the BNT162b2 mRNA at 4 to 8 weeks (median of 45 days), whereas younger patients in the
380 study tended to present with better immunogenicity responses[28]. Patients on Mycophenolate
381 Mofetil (MMF), a medication that inhibits antibody production, had the lowest
382 immunogenicity responses. Clarkson et al.[28] reported equally modest immunogenicity
383 responses in his cohort of patients who were also on MMF. A Canadian study looked at allergic
384 reactions to PEG-asparaginase (PEG-ASNase), a component of BNT162b2, in 32 patients aged
385 12 and above who had a history of grade 2-4 allergy to PEG-ASNase, according to the Common
386 Terminology Criteria for Adverse Events (CTCAE)[7]. However, no adverse reaction was seen
387 30 minutes following delivery of the vaccine. Data on adolescents with other comorbidities,
388 particularly those prevalent in low-income countries, such as sickle cell anaemia, malnutrition,

389 and HIV infection, is scarce. HIV is known to cause immunological dysregulation in adults,
390 children, and adolescents and has the highest prevalence in Sub-Saharan Africa2023/01/20
391 10:56:00

392

393 It should be highlighted that the majority of included studies had an unclear overall risk of bias,
394 while the rest had a high overall risk. As a result, the whole evidence base covered in this
395 assessment has methodological limitations. While it is true that many of these studies were
396 carried out during the height of the pandemic, when extraordinary and often emergency-
397 response circumstances prevailed, future studies should aim to address or mitigate these
398 limitations. This could be accomplished by addressing several difficulties. To begin, studies
399 with comparative results (two or more arms) should be carefully adjusted to account for
400 potential confounders, while also making an effort to recruit a comparable control group to
401 reduce the chance of false findings. Such comparison evidence is desirable, but if a single-arm
402 study is required, the data should be stratified by potential effect modifiers and confounders to
403 investigate their impact on the outcomes. Second, detailed reporting of participant selection as
404 well as if - and how - vaccination status was confirmed is necessary, as confusion in these
405 domains is frequently caused by a lack of reported data. This data should describe the inclusion
406 of a diverse group of patients who match the eligibility requirements; convenience selection
407 should be avoided to reduce the possibility of volunteer bias. Furthermore, there must be
408 explicit reporting of the measures used and sources consulted to ensure vaccination status.
409 Third, attrition should be reduced to the greatest extent practicable by follow-up and assuring
410 the availability of data-generating resources. Where attrition is unavoidable, it should be clearly
411 recorded as individuals lost to follow-up or with missing data from the initial eligible sample,
412 along with reasons, and suitable statistical procedures should be employed to account for
413 missing data where substantial attrition is encountered. Exclusions based on the investigator
414 should be kept to a minimum as well. Fourth, the determination of outcomes, particularly safety
415 outcomes, should be standardised and objectively assessed. This is especially significant in
416 comparative studies, because subjective participant-reported metrics may lead to erroneous
417 placebo effects. Fifth, any future studies should have clear prospective *a priori* protocols or
418 statistical analysis plans in place to allow for an assessment of the risk of bias associated with
419 probable selective outcomes presented. While it is recognized that the relative rarity of the
420 conditions studied in the review may result in small sample sizes, this should be avoided to the
421 greatest extent possible by including larger groups of potentially eligible participants to
422 improve generalisability and reduce the risk of fragile or chance findings.

423

424 **Conclusion**

425 AYA with rheumatic disorders, severe neurodisabilities, Down syndrome, type 1 diabetes, and
426 solid tumours who received the COVID-19 BNT162b2 mRNA vaccine showed good
427 immunogenicity and safety. While illness specificity should be recognized to guide practice,
428 there is an urgent need to improve the design of post-marketing studies of AYA with
429 comorbidity, as well as research on comorbidities that are prevalent in low-resource settings,
430 such as HIV infection, to ensure vaccine equality.

431

432 **Contributors**

433 PK, CSW and GG conceived the study. PK, LB and MM did the literature search. PK and LB
434 did the study selection. JT, LB, AB, and PK extracted the relevant information. PK accessed
435 and verified the data. AB supervised the risk of study section. PK and JT synthesized the data.
436 PK, MM, AA, LB and AB wrote the first draft. CSW and GG supervised the overall work. All
437 authors critically revised successive drafts of the paper. All authors had full access to all the
438 data in the study, read, and approved the final manuscript, and had final responsibility for the
439 decision to submit for publication

440

441 **Declaration of interests**

442 All authors declare no competing interests.

443 **Data sharing**

444 All data generated or analysed during this study are included in this published Article and the
445 appendix.

446 **Acknowledgments**

447 We acknowledge the South African Medical Research Council for supporting the work of some
448 of the authors and for providing funding for open access publication of this study.

449

450 **References**

451 [1] WHO Coronavirus (COVID-19) Dashboard [Internet]. [cited 2022 Nov 14]. Available
452 from: <https://covid19.who.int>.

453 [2] COVID-19 disease in children and adolescents: Scientific brief, 29 September 2021
454 [Internet]. [cited 2022 Nov 14]. Available from: [https://www.who.int/publications-
455 detail-redirect/WHO-2019-nCoV-Sci_Brief-Children_and_adolescents-2021.1](https://www.who.int/publications-detail-redirect/WHO-2019-nCoV-Sci_Brief-Children_and_adolescents-2021.1).

- 456 [3] Akgün Ö, Çakmak F, Guliyeva V, et al. Humoral response and safety of BNT162b2
457 mRNA vaccine in children with rheumatic diseases. *Rheumatology (Oxford)*.
458 2022;61:4482–4490.
- 459 [4] Heshin-Bekenstein M, Ziv A, Toplak N, et al. Safety and immunogenicity of BNT162b2
460 mRNA COVID-19 vaccine in adolescents with rheumatic diseases treated with
461 immunomodulatory medications. *Rheumatology (Oxford)*. 2022;keac103.
- 462 [5] Crane HM, Grunfeld C, Willig JH, et al. Impact of NRTIs on lipid levels among a large
463 HIV-infected cohort initiating antiretroviral therapy in clinical care. *AIDS*.
464 2011;25:185–195.
- 465 [6] Haslak F, Gunalp A, Cebi MN, et al. Early experience of COVID-19 vaccine-related
466 adverse events among adolescents and young adults with rheumatic diseases: A single-
467 center study. *Int J Rheum Dis*. 2022;25:353–363.
- 468 [7] Mark C, Gupta S, Punnett A, et al. Safety of administration of BNT162b2 mRNA
469 (Pfizer-BioNTech) COVID-19 vaccine in youths and young adults with a history of
470 acute lymphoblastic leukemia and allergy to PEG-asparaginase. *Pediatr Blood Cancer*.
471 2021;68:e29295.
- 472 [8] Piccini B, Pessina B, Pezzoli F, et al. COVID-19 vaccination in adolescents and young
473 adults with type 1 diabetes: Glycemic control and side effects. *Pediatr Diabetes*. 2022;
- 474 [9] Revon-Riviere G, Ninove L, Min V, et al. The BNT162b2 mRNA COVID-19 vaccine in
475 adolescents and young adults with cancer: A monocentric experience. *Eur J Cancer*.
476 2021;154:30–34.
- 477 [10] Valentini D, Cotugno N, Scoppola V, et al. Safety and Long-Term Immunogenicity of
478 BNT162b2 Vaccine in Individuals with Down Syndrome. *J Clin Med*. 2022;11:694.
- 479 [11] Tenforde MW, Talbot HK, Trabue CH, et al. Influenza Vaccine Effectiveness Against
480 Hospitalization in the United States, 2019–2020. *The Journal of Infectious Diseases*.
481 2021;224:813–820.
- 482 [12] Allali S, Chalumeau M, Launay O, et al. Conjugate *Haemophilus influenzae* type b
483 vaccines for sickle cell disease. *Cochrane Database Syst Rev*. 2018;8:CD011199.
- 484 [13] Thomas SJ, Moreira EDJ, Kitchin N, et al. Safety and Efficacy of the BNT162b2
485 mRNA Covid-19 Vaccine through 6 Months. *N Engl J Med*. 2021;385:1761–1773.
- 486 [14] Polack FP, Thomas SJ, Kitchin N, et al. Safety and Efficacy of the BNT162b2 mRNA
487 Covid-19 Vaccine. *N Engl J Med*. 2020;383:2603–2615.
- 488 [15] Gargano JW. Use of mRNA COVID-19 Vaccine After Reports of Myocarditis Among
489 Vaccine Recipients: Update from the Advisory Committee on Immunization Practices
490 — United States, June 2021. *MMWR Morb Mortal Wkly Rep [Internet]*. 2021 [cited
491 2022 Feb 7];70. Available from:
492 <https://www.cdc.gov/mmwr/volumes/70/wr/mm7027e2.htm>.
- 493 [16] Klein NP, Stockwell MS, Demarco M, et al. Effectiveness of COVID-19 Pfizer-
494 BioNTech BNT162b2 mRNA Vaccination in Preventing COVID-19–Associated

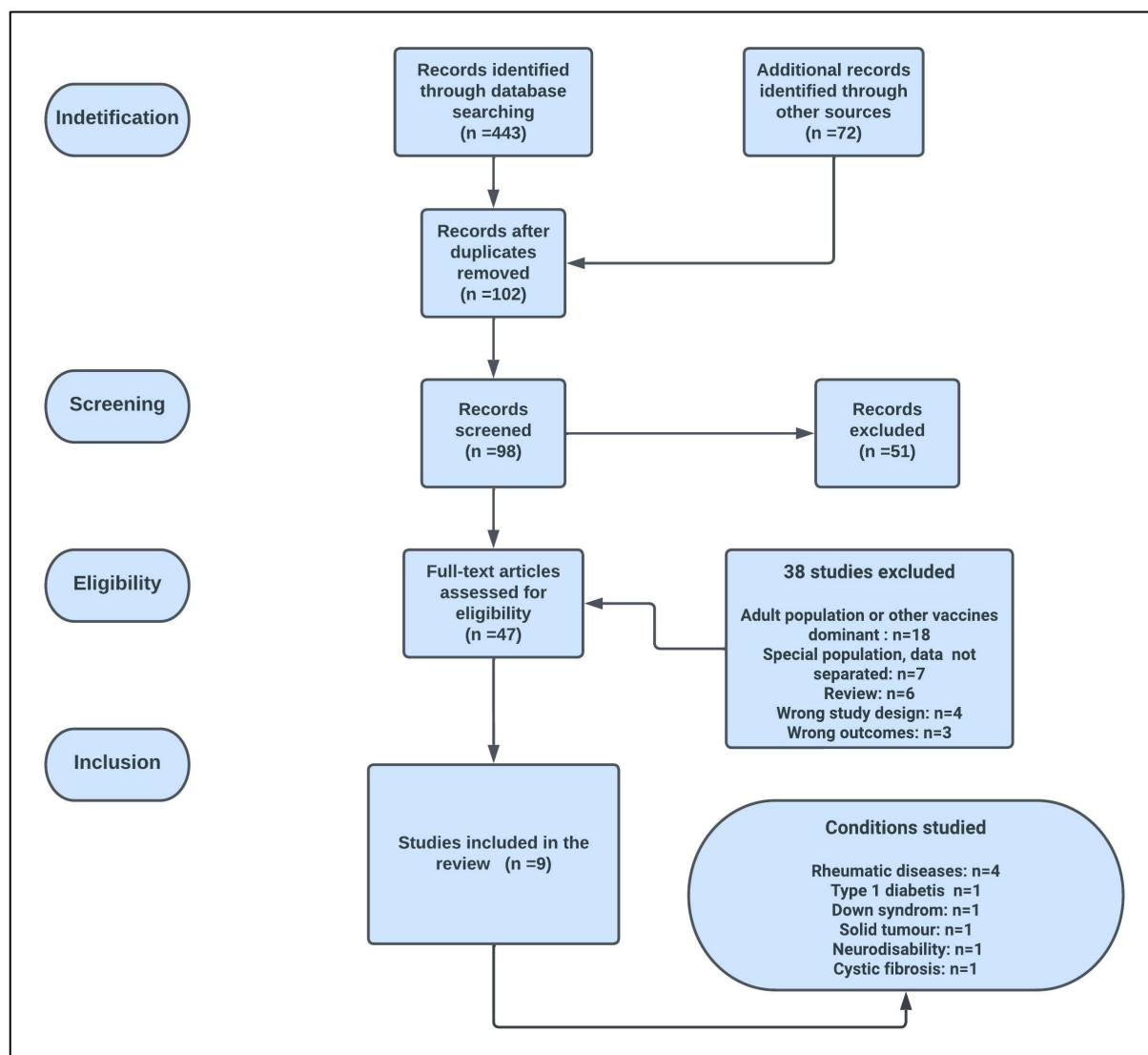
- 495 Emergency Department and Urgent Care Encounters and Hospitalizations Among
496 Nonimmunocompromised Children and Adolescents Aged 5–17 Years — VISION
497 Network, 10 States, April 2021–January 2022. *MMWR Morb Mortal Wkly Rep.*
498 2022;71:352–358.
- 499 [17] Doherty M, Schmidt-Ott R, Santos JI, et al. Vaccination of special populations:
500 Protecting the vulnerable. *Vaccine.* 2016;34:6681–6690.
- 501 [18] Higgins JPT, Altman DG, Gøtzsche PC, et al. The Cochrane Collaboration’s tool for
502 assessing risk of bias in randomised trials. *BMJ.* 2011;343:d5928.
- 503 [19] Sterne JA, Hernán MA, Reeves BC, et al. ROBINS-I: a tool for assessing risk of bias in
504 non-randomised studies of interventions. *BMJ.* 2016;355:i4919.
- 505 [20] Shi J, Luo D, Weng H, et al. Optimally estimating the sample standard deviation from
506 the five-number summary. *Res Synth Methods.* 2020;11:641–654.
- 507 [21] Luo D, Wan X, Liu J, et al. Optimally estimating the sample mean from the sample size,
508 median, mid-range, and/or mid-quartile range. *Stat Methods Med Res.* 2018;27:1785–
509 1805.
- 510 [22] Dimopoulou D, Spyridis N, Vartzelis G, et al. Safety and tolerability of the COVID-19
511 messenger RNA vaccine in adolescents with juvenile idiopathic arthritis treated with
512 tumor necrosis factor inhibitors. *Arthritis Rheumatol.* 2022;74:365–366.
- 513 [23] King H, Deshpande S, Woodbridge T, et al. Initial experience of the safety and
514 tolerability of the BNT162b2 (Pfizer-Bio-N-Tech) vaccine in extremely vulnerable
515 children aged 12-15 years. *Arch Dis Child.* 2022;107:205–207.
- 516 [24] Michos A, Filippatos F, Tatsi E-B, et al. Immunogenicity of the COVID-19 BNT162b2
517 vaccine in adolescents and young adults with cystic fibrosis. *J Cyst Fibros.*
518 2022;21:e184–e187.
- 519 [25] Haranaka M, Baber J, Ogama Y, et al. A randomized study to evaluate safety and
520 immunogenicity of the BNT162b2 COVID-19 vaccine in healthy Japanese adults. *Nat*
521 *Commun.* 2021;12:7105.
- 522 [26] Ab Rahman N, Lim MT, Lee FY, et al. Risk of serious adverse events after the
523 BNT162b2, CoronaVac, and ChAdOx1 vaccines in Malaysia: A self-controlled case
524 series study. *Vaccine.* 2022;40:4394–4402.
- 525 [27] Labib A, Rosen J, Yosipovitch G. Skin Manifestations of Diabetes Mellitus. In:
526 Feingold KR, Anawalt B, Boyce A, et al., editors. *Endotext* [Internet]. South Dartmouth
527 (MA): MDText.com, Inc.; 2000 [cited 2022 Nov 15]. Available from:
528 <http://www.ncbi.nlm.nih.gov/books/NBK481900/>.
- 529 [28] Crane C, Phebus E, Ingulli E. Immunologic response of mRNA SARS-CoV-2
530 vaccination in adolescent kidney transplant recipients. *Pediatr Nephrol.* 2022;37:449–
531 453.
- 532

533

534

535

536 **Figures**



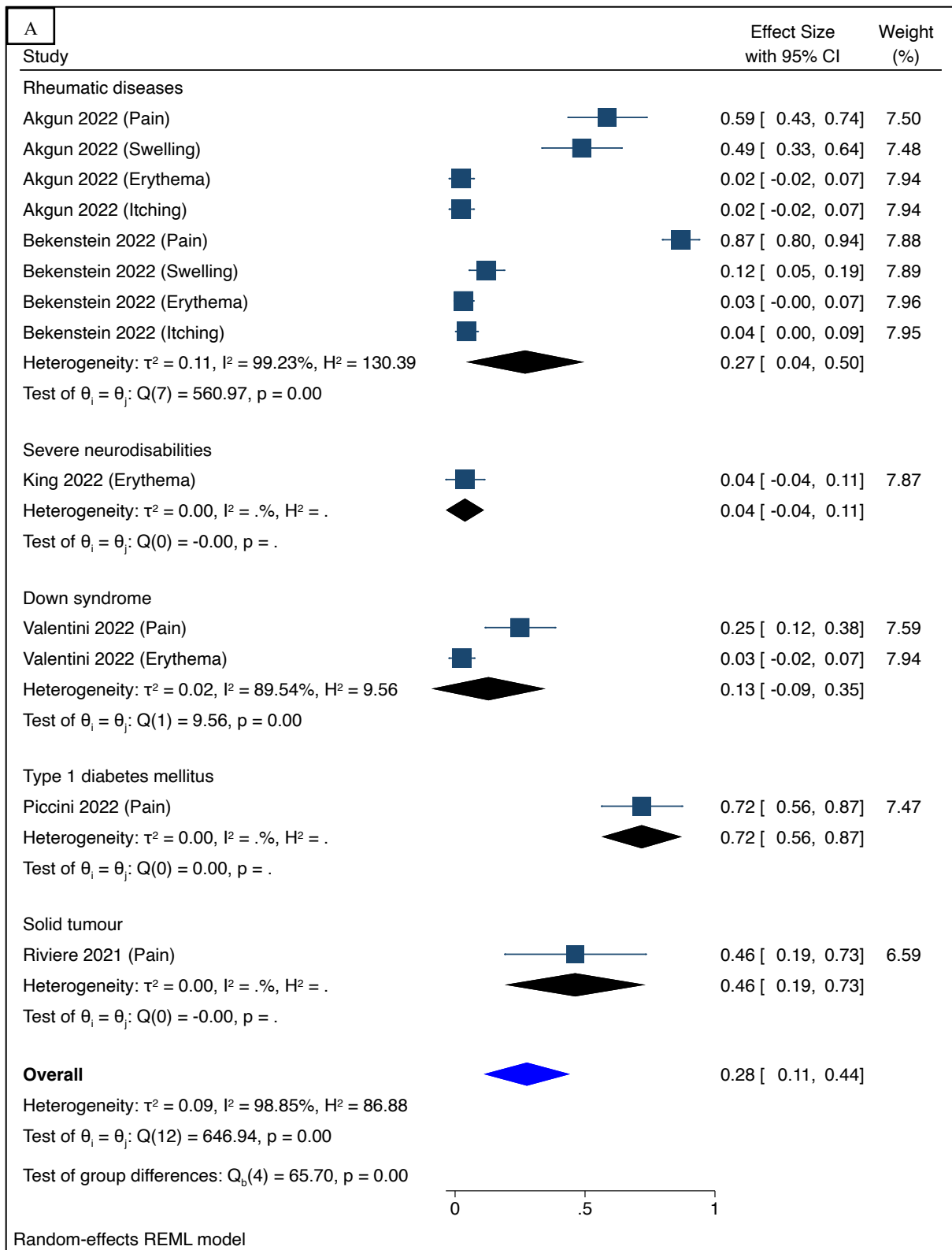
537

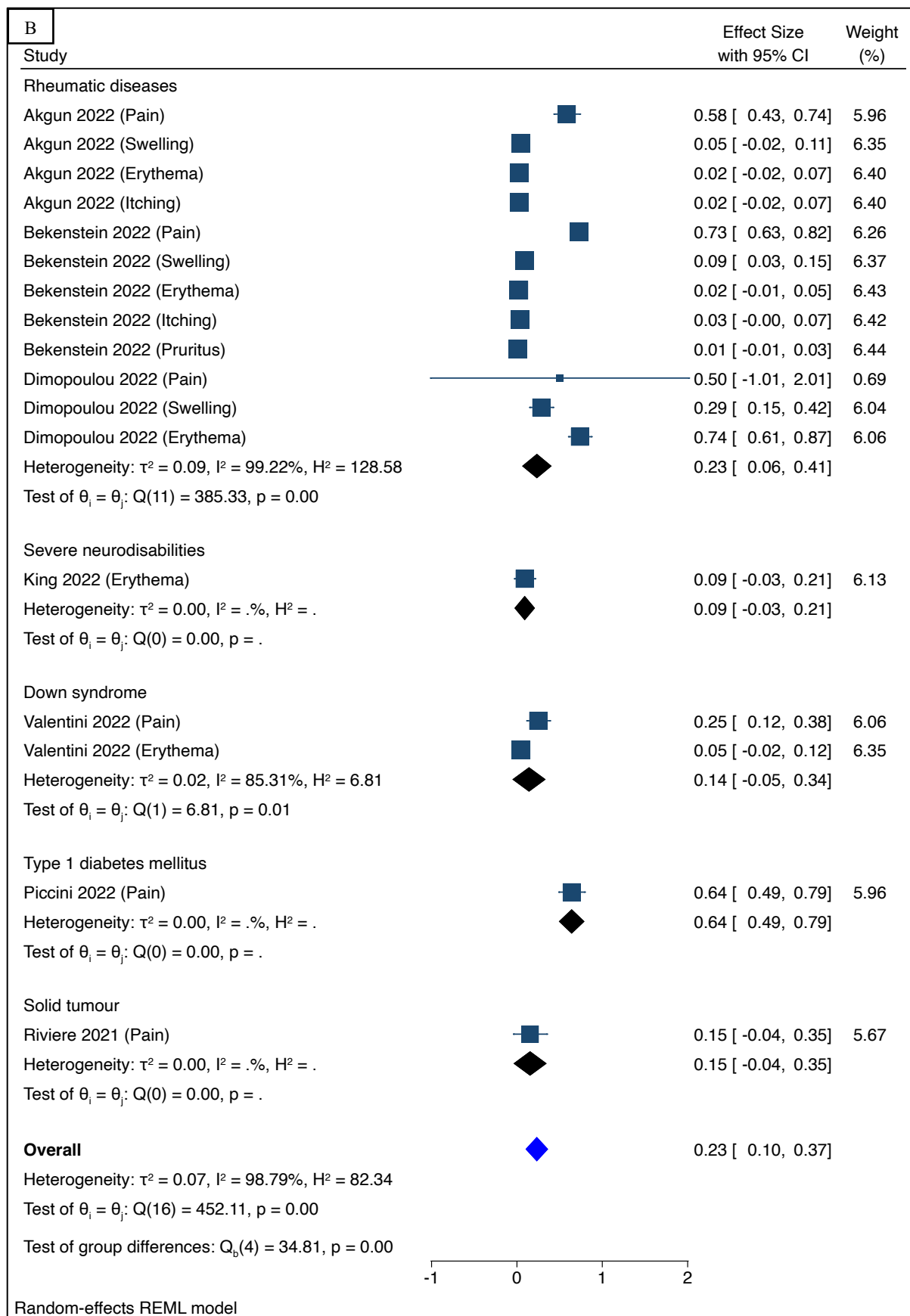
538

539 **Figure 1: Study PRISMA flow chart**

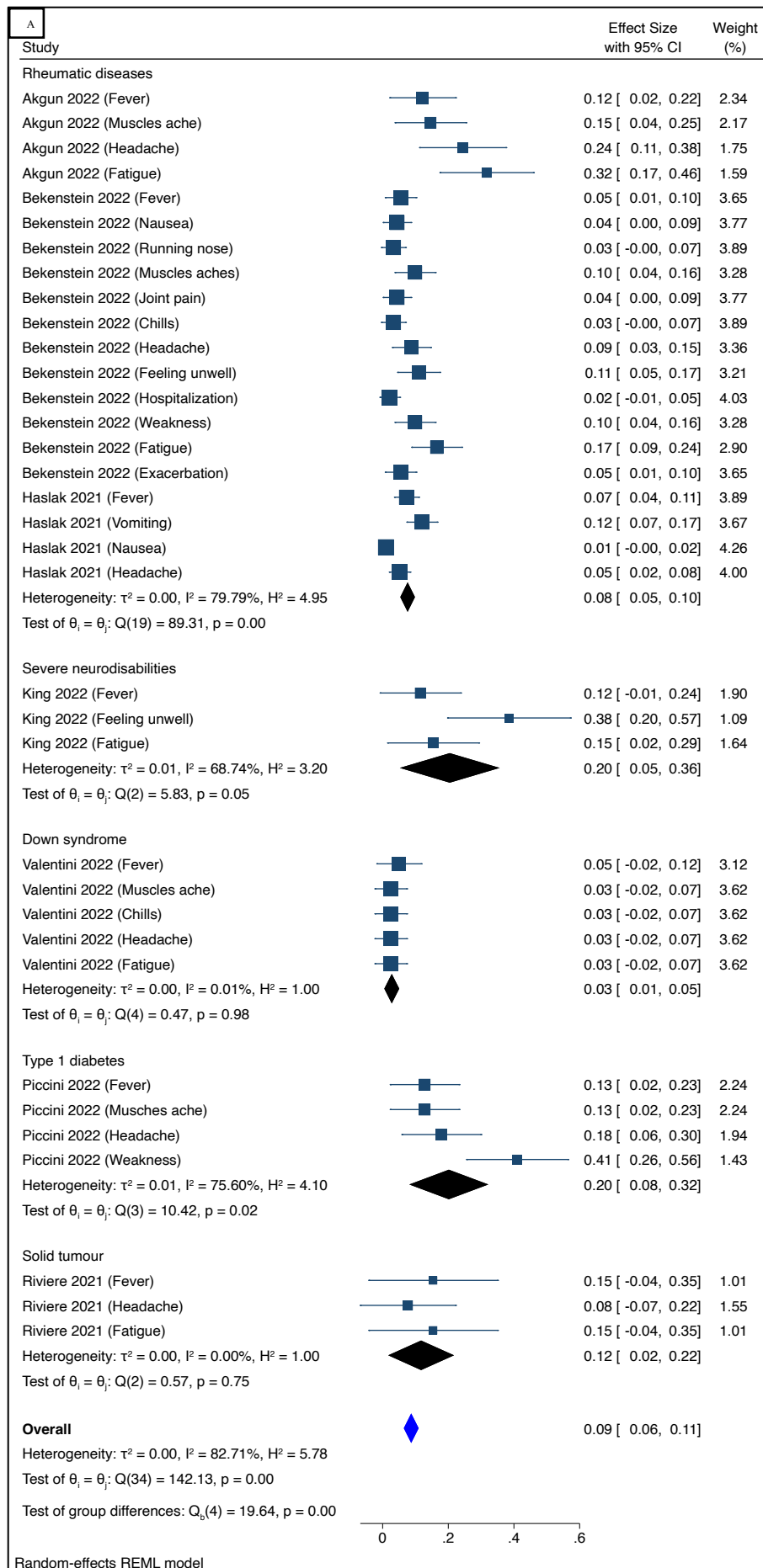
540

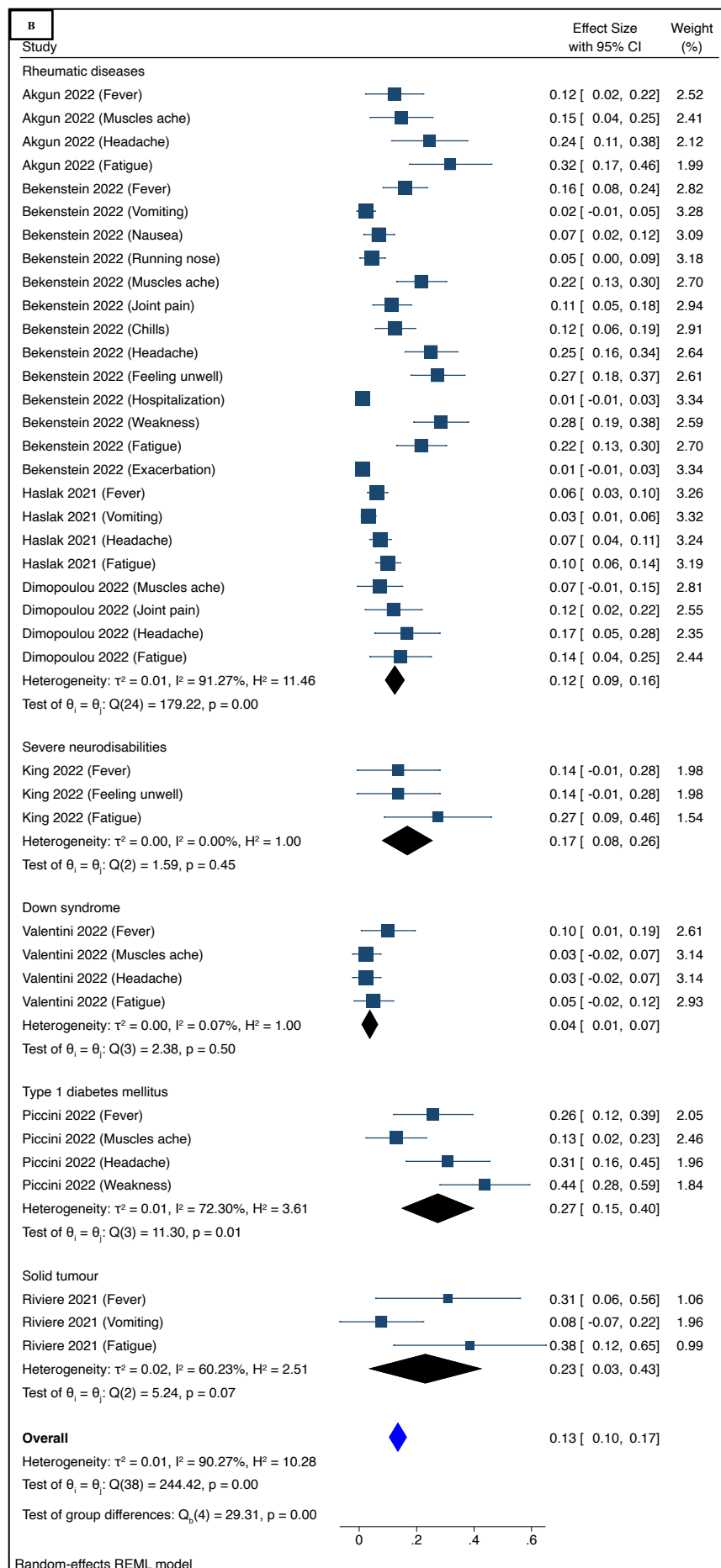
541





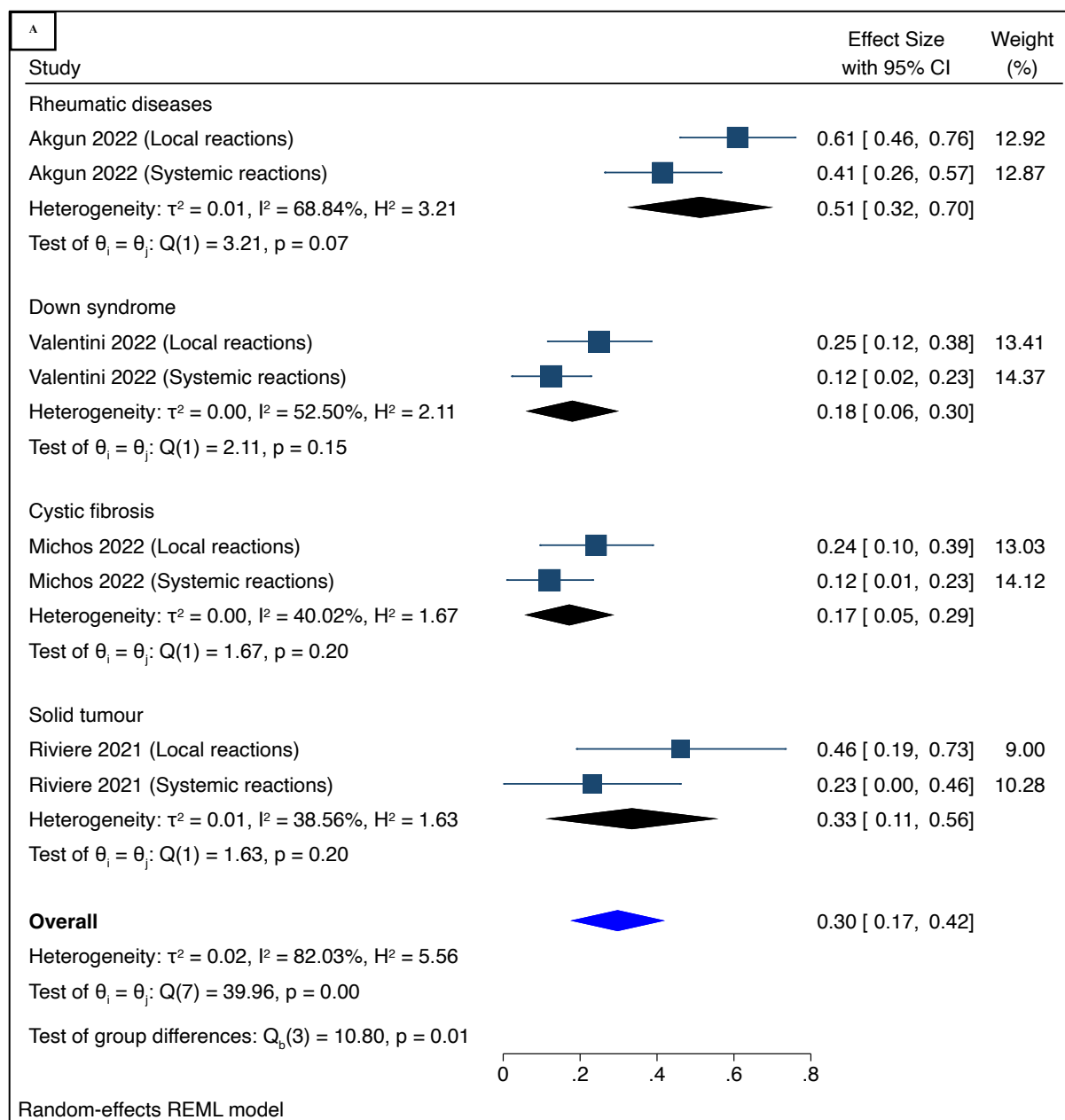
544 **Figure 2: Forest plot of the proportion of any local reaction among immune-compromised**
545 **adolescents following receipt of the first (Panel 2A) and second (Panel 2B) doses of**
546 **BNT162b2 vaccine.**
547



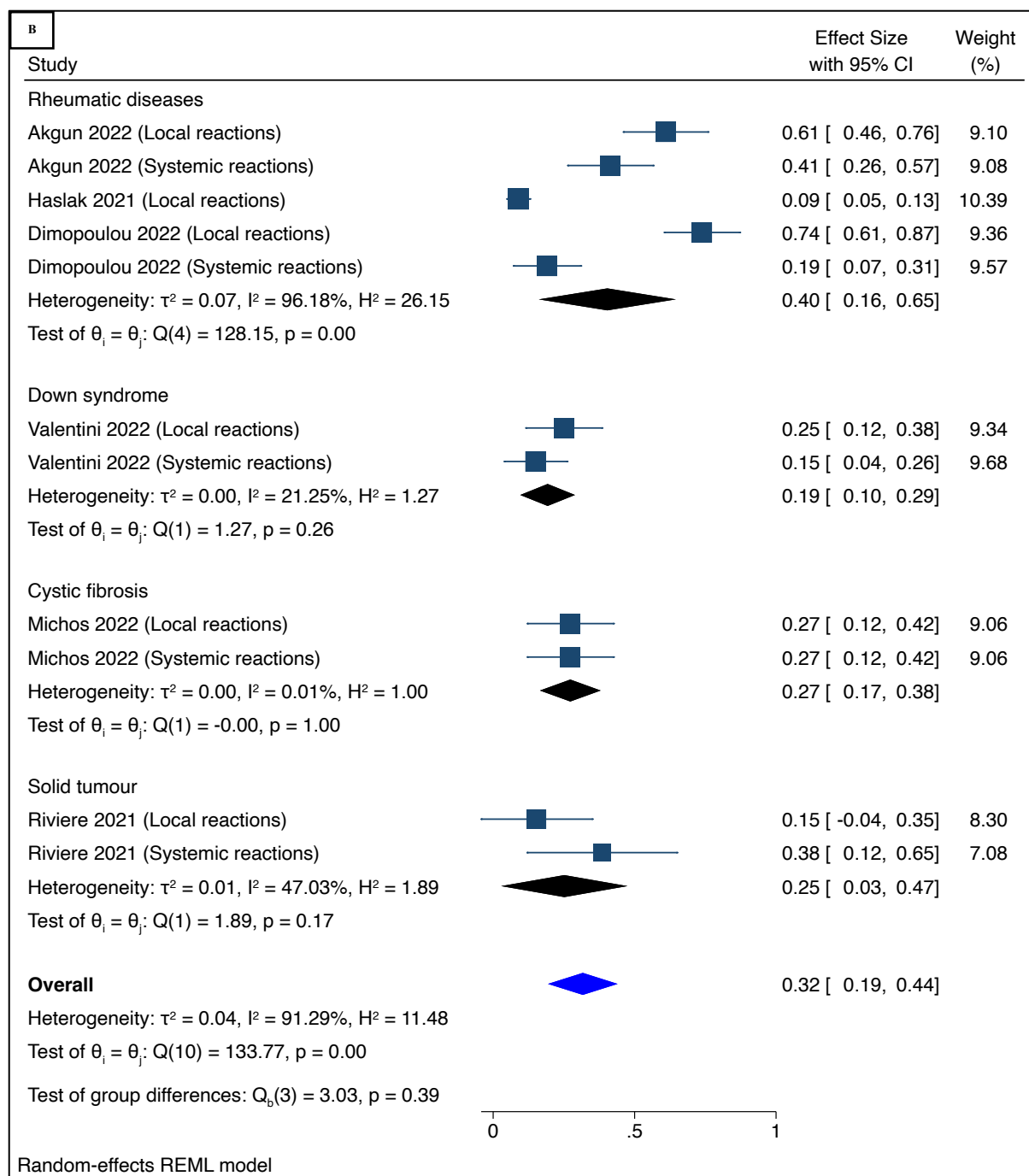


550 **Figure 3: Forest plot of the proportion of any systemic reaction among immune-**
 551 **compromised adolescents following receipt of the first (Panel 2A) and second (Panel 2B)**
 552 **doses of BNT162b2 vaccine.**

553
554



555
556
557
558



559

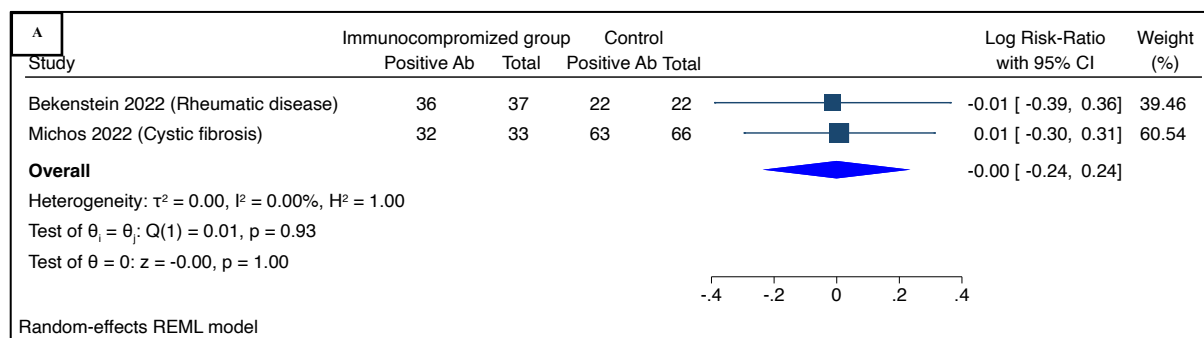
560 **Figure 4: Forest plot of the proportion of combined any local and any systemic reaction**

561 **among immune-compromised adolescents following receipt of the first (Panel 2A) and**

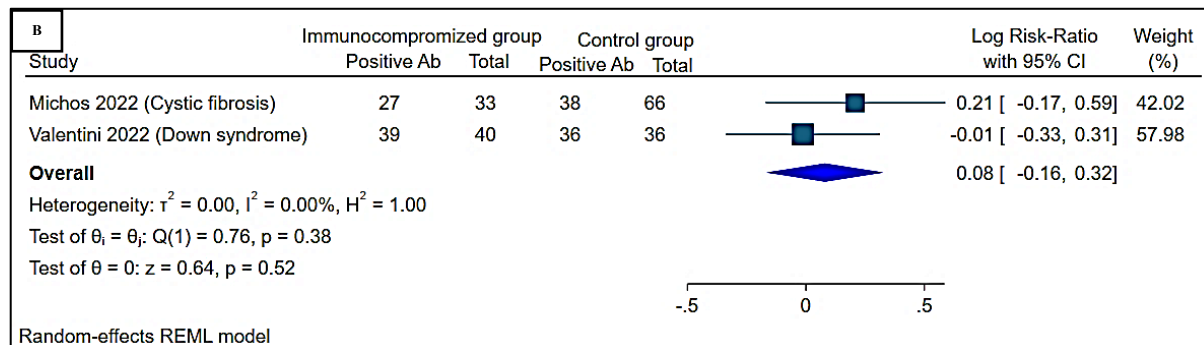
562 **second (Panel 2B) doses of BNT162b2 vaccine.**

563

564



565



566

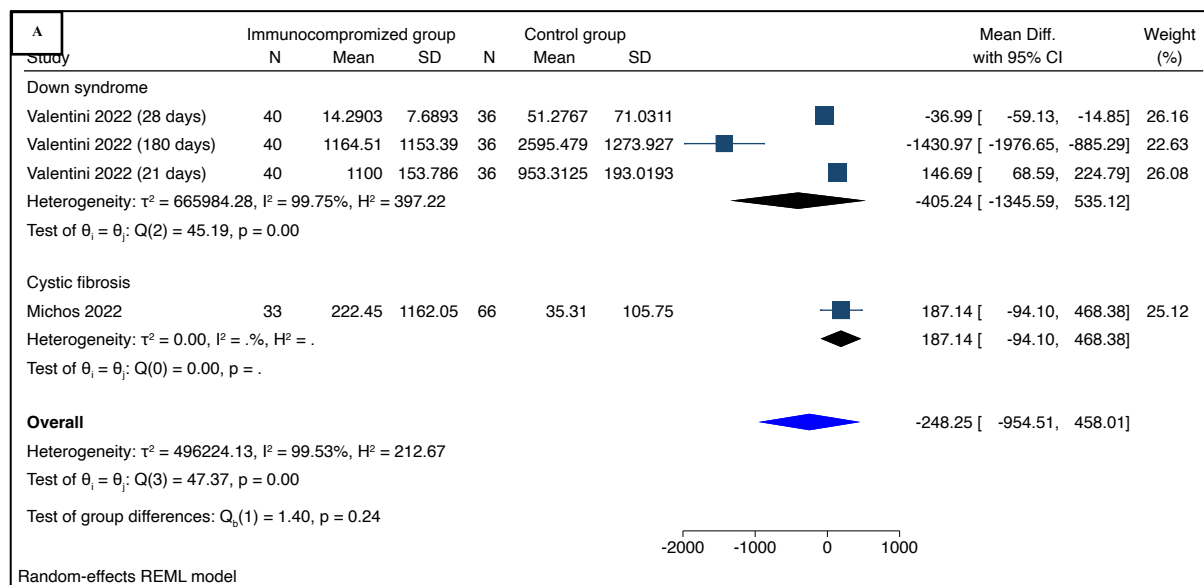
567 **Figure 5: Forest plot of antibodies neutralization among immune-compromised vs**
 568 **healthy adolescents following receipt of the first (Panel 2A) and second (Panel 2B) doses**
 569 **of BNT162b2 vaccine.**

570

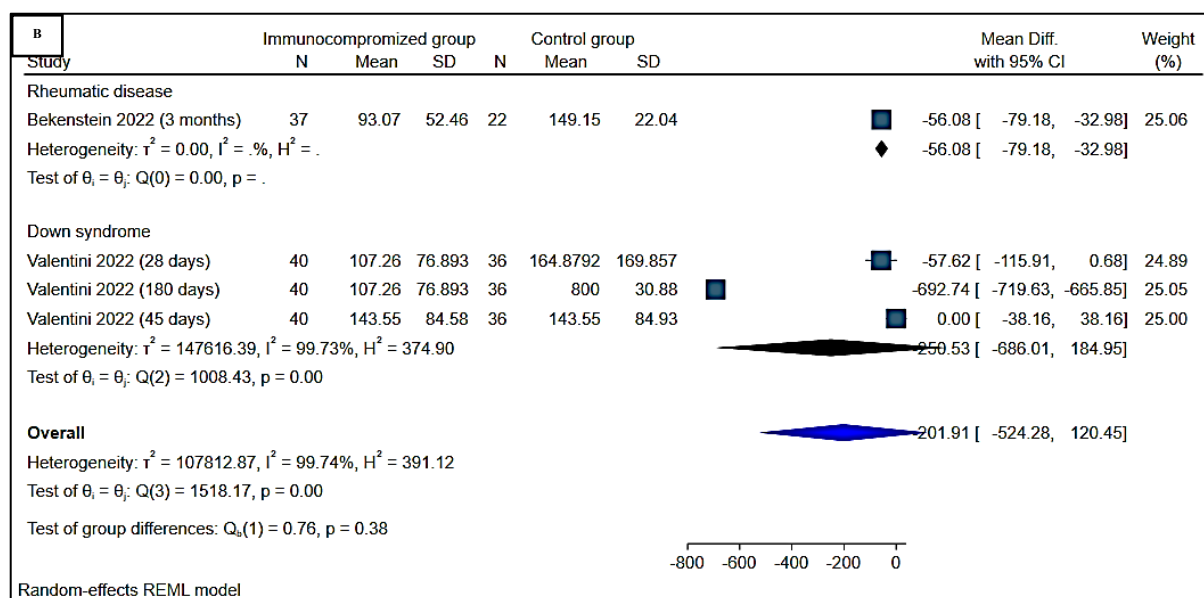
571

572

573



574



575

576 **Figure 6: Forest plot of IgG (AU/ml) among immune-compromised vs healthy adolescents**
 577 **following receipt of the first (Panel 2A) and second (Panel 2B) doses of BNT162b2**
 578 **vaccine.**

579

580

581

582

583

584

585