



23 **Abstract**

24 **Background:** Dengue is a global problem that seems to be worsening, as hyper-urbanization  
25 associated with climate change has led to a significant increase in the abundance and  
26 geographical spread of its principal vector, the *Aedes aegypti* mosquito. The current available  
27 solutions, including vaccines and traditional vector-control methods, have not been able to stop  
28 the spread of dengue which shows the urgent need to implement alternative technologies as  
29 practical solutions. We recently presented 'Natural Vector Control' (NVC), a new Sterile Insect  
30 Technology-based method that uses massive releases of sterile male mosquitoes produced  
31 from the combined treatment with dsRNA and thiotepa. In a previous pilot trial, two  
32 intervention periods over two epidemiological seasons were carried out, in which the control  
33 and treated areas were alternated between the epidemiological seasons, and we demonstrated  
34 the efficacy and safety of the method in suppressing the *Ae. aegypti* vector population and in  
35 blocking the occurrence of an outbreak of dengue in the treated areas. Here, we expand the  
36 use of the "Natural Vector Control" program in a large-scale 2-year period intervention carried  
37 out in an entire city located in southern Brazil.

38 **Methods:** Sterile male mosquitoes were produced from locally sourced *Ae. aegypti* mosquitoes  
39 by using a treatment that includes double-stranded RNA and thiotepa. Weekly massive releases  
40 of sterile male mosquitoes were performed in predefined areas of Ortigueira from December  
41 2020 to July 2022. Mosquito monitoring was performed by using ovitraps during the entire  
42 period of intervention. Dengue incidence data in Ortigueira and neighboring cities was obtained  
43 from the Brazilian National Disease Surveillance system.

44 **Results:** During the two epidemiological seasons, the intervention in Ortigueira resulted in up  
45 to 98.7% suppression of live progeny of field *Ae. aegypti* mosquitoes recorded over time. More  
46 importantly, the program protected Ortigueira from a dengue outbreak that occurred in the  
47 neighboring cities: the dengue incidence in Ortigueira was 97% lower compared to 4 control  
48 cities.

49 **Conclusions:** The Natural Vector Control method has again been shown to be a safe and  
50 efficient way to suppress *Ae. aegypti* field populations and prevent the occurrence of a dengue  
51 outbreak. Importantly, it has been shown to be applicable for large-scale, real-life conditions.

52

### 53 **Keywords**

54 Sterile Insect Technology, arboviruses, dengue, mosquito-borne diseases, natural vector control

55

### 56 **Background**

57 Dengue is a mosquito-borne viral disease that represents a massive and growing  
58 problem worldwide. Globally, its main vectors are mosquitoes of the specie *Ae. aegypti*. This  
59 mosquito is also the principal global vector of chikungunya, yellow fever and Zika (1).  
60 Historically, the incidence of arboviruses, especially dengue, was concentrated throughout the  
61 tropics (1). However, hyper-urbanization and resulting climate change from anthropological  
62 activities has resulted in the expansion of this mosquito's population into regions that until  
63 recently were not infested (2,3). Subsequently, dengue and other *Ae. aegypti* transmitted  
64 arboviruses are becoming a concern to these regions (2–4).

65           Along with the global increase in the incidence of dengue, cases of severe dengue have  
66 also proportionally increased, which has a drastic impact on the morbidity and mortality of  
67 affected populations and important social and economic implications (2,5). To date,  
68 interventions such as vaccination have failed to control the spread of these arboviruses (other  
69 than yellow fever), and it is clear that effective and safe vector elimination is the key to  
70 reaching the WHO goals for dengue, i.e. reducing its global incidence by 75% until 2027 (6,7).

71           Sterile Insect Technology (SIT) to achieve population suppression, has emerged in the  
72 last decade as a highly effective and ecologically viable method to constrain the spread of  
73 disease-carrying mosquitoes. This technique, in its various manifestations, is based on the  
74 massive release of sterile male mosquitoes in the intervention area, which will mate with wild  
75 females and lead to a progressive reduction of mosquitoes in subsequent generations (8). The  
76 techniques used to date to reduce mosquito populations include the sterilization of mosquitoes  
77 by irradiation (8), the use of genetically modified mosquitoes carrying a dominant lethal gene  
78 (9), and incompatible insect technology, which utilizes mosquitoes infected with *Wolbachia*  
79 bacteria (10–15).

80           We previously provided direct evidence of prevention of dengue using a technique  
81 called Natural Vector Control (NVC) (16). We demonstrated that reversal of treatment and  
82 control areas in two neighborhoods in a Brazilian city, over two epidemiological seasons,  
83 brought >90% reduction of dengue cases in the treatment areas in the midst of a dengue  
84 epidemic in both seasons (16). Herein we present the results over two seasons of an  
85 intervention with large-scale deployment of NVC in Ortigueira, a city located in the southern  
86 region of Brazil. In early 2020, the city, as well as much of the state of Parana, experienced a

87 major dengue outbreak (17). The massive releases of NVC sterile male mosquitoes started in  
88 December 2020 and lasted until July 2022. This intervention drastically suppressed the  
89 infestation of *Ae. aegypti* and protected the city from another dengue outbreak that affected  
90 the entire State of Parana and the region around Ortigueira in the first seven months of -2022.  
91 Our results provide further support for NVC intervention as an effective method to prevent  
92 dengue that can be applied in virtually any city.

93

## 94 **Methods**

### 95 ***Production of NVC Sterile Male Mosquitoes***

96 The *Ae. aegypti* colony was established from eggs collected in the northern region of  
97 Paraná, Brazil (2017), using ovitraps (18). Mosquitoes were reared essentially as described  
98 previously (16).

99 The NVC sterile male mosquitos' large-scale production process was performed  
100 essentially as described in de Castro Poncio, 2021 (16). All the batches of NVC sterile male  
101 mosquitoes underwent a quality control to detect the potential presence of contaminating  
102 females and verify the sterility of the males.

103

### 104 ***NVC sterile male mosquito releases and monitoring field *Ae. aegypti* mosquitoes***

105 Ortigueira is a city in the northern region of Parana state, southern Brazil, with a  
106 population of 21 thousand inhabitants (source: 2010 Brazilian census). It has a subtropical  
107 climate, with an average temperature varying from 19.1 – 20°C over the year. Releases of NVC  
108 mosquitoes were performed on a weekly basis from November 2020 to July 2022. NVC male

109 mosquitoes were packed in plastic containers and manually released from a car driving along  
110 streets of the city, as previously described (16). The number of NVC male mosquitoes released  
111 in each microregion of the city was defined based on the size of each area and monitoring data  
112 of eggs and larvae collected in the areas in the previous week.

113 Monitoring of local *Ae. aegypti* abundance was performed by weekly installation of 159  
114 ovitraps in predefined houses or in the peridomiciliary area of the residences in Ortigueira  
115 (Supplementary Figure 1) (16,19,20). Eggs from each ovitrap were counted and hatched for a  
116 48-hour period. The mean number of larvae/ovitrap that hatched per in this period were  
117 considered viable progeny. The mosquito monitoring started one month before the beginning  
118 of NVC releases and continued until one month after the NVC intervention period.

119 Estimation of mosquito field population suppression was performed as previously  
120 described (16,21). Londrina city was used as a control city for *Ae. aegypti* monitoring by using  
121 ovitraps, similarly as described for Ortigueira. Briefly, monthly moving averages relative to the  
122 same period of the control area were calculated according to the equation  $M = (T_a/C_a)/(T_b/C_b) - 1$ ,  
123 where  $M$  is the viable progeny change,  $T_a$  is mean larvae per point in the intervention area  
124 (Ortigueira) after release,  $C_a$  is mean larvae per point in the control area (Londrina) after  
125 release,  $T_b$  is mean larvae per point in the treated area before release, and  $C_b$  is mean larvae  
126 per point in the control area before release. This was done by comparing monthly data against  
127 baseline data obtained across the 2 months prior to the beginning of releases. The  
128 corresponding 95% confidence intervals (CIs) were calculated by a 10,000-loop bootstrap (21)  
129 for the entire period of releases and for each period of 4 weeks, to follow the effect along the  
130 project and considering the similar effect in coming weeks. The CIs were calculated using R

131 version 4.2.1(R version 4.2.1 - 2022-06-23 ucrt - Copyright © 2022 The R Foundation for  
132 Statistical Computing).

133

#### 134 ***Epidemiological data***

135 Epidemiological data regarding dengue cases in Ortigueira were obtained from the  
136 Brazilian National Disease Surveillance system (SINAN). Data on dengue is available on SINAN  
137 since 2000. Suspected cases of dengue are reported according to a case definition of fever plus  
138 at least two of the following additional symptoms: malaise, headache, myalgia, nausea,  
139 vomiting, cutaneous rash and arthralgia (15). Most suspected cases were tested by ELISA (IgM  
140 and IgG serology). PCR testing is performed only for severe and fatal cases, pregnant women  
141 and young children (22).

142 To assess the impact of the NVC intervention on the incidence of dengue in Ortigueira,  
143 epidemiological data on dengue in the cities neighboring Ortigueira (Marilândia do Sul,  
144 Tamarana, Telêmaco Borba, Mauá da Serra, Apucarana, Imbaú, Londrina, Grandes Rios and  
145 Tibagi) were also collected. Dengue incidence in indicated periods was calculated as (number of  
146 dengue cases/ number of inhabitants) × 100,000. The number of inhabitants in each city was  
147 based on demographic data from Brazilian Institute of Geography and Statistics (IBGE). To  
148 evaluate the protective effect of NVC intervention on dengue incidence, the rate ratio (RR) was  
149 calculated ( $RR = I_{DT} / I_{DC}$ ). Where  $I_{DT}$  is the incidence of dengue cases in the treated area  
150 (Ortigueira) and  $I_{DC}$  is the dengue incidence of control cities during the period of intervention.  
151 Values of  $RR < 1$  indicate that the NVC treatment is protective against dengue; 95% CIs were  
152 calculated using R software.

153 Estimation of dengue suppression after NVC intervention was performed using the  
154 10,000 Loop Bootstrap simulation using 3-month period of comparison, starting in January  
155 2020, one year before the intervention (16,21). Telêmaco Borba, Grandes Rios, Imbaú and  
156 Tibagi were used as control cities for dengue incidence in the same period of NVC intervention  
157 performed in Ortigueira. Monthly moving averages relative to the same period at control cities  
158 were calculated according to the equation  $M = (T_a/C_a)/(T_b/C_b) - 1$ , where M is the dengue  
159 incidence change,  $T_a$  is dengue incidence in Ortigueira after NVC releases,  $C_a$  is the incidence in  
160 the control cities after release,  $T_b$  is dengue incidence in Ortigueira before NVC releases, and  $C_b$   
161 is dengue incidence in the control cities before NVC period releases. This was done by  
162 comparing 3-month data intervals against baseline data obtained across the 12 months prior to  
163 the beginning of releases. The corresponding 95% confidence intervals (CIs) were calculated by  
164 a 10,000-loop bootstrap (21) for the entire period of releases and for each period of 3 months,  
165 to follow the effect along the project and considering the similar effect in coming months. The  
166 CIs were calculated using R version 4.2.1(R version 4.2.1 - 2022-06-23 ucrt - Copyright © 2022  
167 The R Foundation for Statistical Computing).

168

### 169 ***Ethics and trial registration***

170 An Environmental License from the Environmental Institute of Paraná was obtained  
171 (license number 36127) to perform the NVC intervention in Ortigueira. In addition, consent to  
172 perform the intervention was given by the Sanitary and Epidemiological Surveillance service the  
173 Health Secretariat and the Ortigueira City Hall (consent letter 20201109\_101236 and transport  
174 authorization 197/2020).



175

176 **Results**

177 ***Early releases and 2 years of sequential intervention are required to successfully suppress***

178 ***local *Ae. aegypti* mosquito population***

179 To demonstrate the feasibility of implementing the NVC in an entire city and the impact  
180 of this intervention on the prevention of dengue, a disease that has great social, economic, and  
181 public health implications, the city of Ortigueira, in Paraná, was chosen to receive a 2-year  
182 intervention plan. A total of 59 million sterile male mosquitoes (NVC) were released during the  
183 period from November 2020 to July 2022, in 200 points of the city, and the monitoring of  
184 mosquito infestation was carried out with the placement of ovitraps in 159 points throughout  
185 the city (Supplementary material 1). The intervention in Ortigueira resulted in a reduction in  
186 viable progeny of *Ae. aegypti* from the 18<sup>th</sup> week of intervention (Figure 1A). From then on, the  
187 viable progeny of mosquitoes drops to close to zero and remains low throughout the second  
188 year of intervention.

189 To quantify the reduction in viable progeny of *Ae aegypti* in Ortigueira during the NVC  
190 intervention period, we performed the measurement of monthly moving averages of viable  
191 larval sampling hatched from eggs collected during field surveillances in both Ortigueira  
192 (intervention area) and Londrina (control area), a city near Ortigueira, as previously described  
193 (16,21). Over the 2 seasons of intervention, NVC dramatically reduced the *Ae. aegypti* mosquito  
194 field population in Ortigueira, reaching up to 98.7 % (CI – 98.3 % to – 100%) reduction in the  
195 number of viable larvae during the entire period of intervention (Figure 1B). Finally, a linear

196 regression analysis showed a significant correlation between the release of NVC mosquitoes  
197 and the reduction in viable progeny (Supplementary material 2).

198

199 ***Four neighboring cities present similar historical dengue incidence pattern over the past 20***  
200 ***years:***

201 To demonstrate that the NVC intervention actually prevented the occurrence of dengue  
202 in Ortigueira, we evaluated the incidence of dengue in Ortigueira throughout the intervention  
203 period, compared to the occurrence of dengue in other cities in the region. Ortigueira is  
204 surrounded by several other cities that have sociodemographic and climatic similarities  
205 (Supplementary material 3). The choice of cities to be used as controls was based mainly on the  
206 historical similarity of the occurrence of dengue outbreaks/or epidemics between the years  
207 2000 and mid-2020, a period prior to the NVC intervention (15). We did not consider the history  
208 of other arboviruses (Zika and Chikungunya) as the incidence of these diseases in the region has  
209 been very low since these diseases began to be reported in Brazil (Supplementary Material 4).  
210 As can be seen in Figure 2, among the neighboring cities evaluated, Marilândia do Sul, Mauá da  
211 Serra, Londrina, Tamarana and Apucarana presented different dengue incidence peaks  
212 compared with the dengue peaks occurred in Ortigueira in the same period. On the other hand,  
213 the cities Grandes Rios, Telêmaco Borba, Imbaú and Tibagi showed similar patterns of dengue  
214 incidence over the last 2 decades when compared to Ortigueira, and therefore were chosen to  
215 serve as controls of dengue occurrence during and after the NVC intervention period.

216

217 ***NVC intervention prevented an outbreak of dengue in Ortigueira***

218 We had previously demonstrated the effectiveness of the NVC intervention in  
219 containing dengue outbreaks, by performing the reversion of the areas treated with the NVC  
220 and the control areas in 2 different epidemiological seasons, resulting in a substantial reduction  
221 in the dengue incidence in the treated areas (16). Herein we expanded the NVC intervention to  
222 an entire city. As we can see in Figure 3A, which shows the dengue incidence from Jan 2020 to  
223 July 2022, the first peak of incidence in the cities of the region (including Ortigueira) occurred in  
224 March 2020, before the NVC intervention period. The second and more important peak of  
225 dengue incidence occurred in May 2022. This period includes the NVC intervention performed  
226 in Ortigueira. The other cities nearby did not receive NVC intervention. with the incidence of  
227 dengue in the neighboring cities ranged from 120 cases per 100,000 inhabitants (Telêmaco  
228 Borba) to 3090 cases per 100,000 inhabitants (Tibagi). In contrast, Ortigueira, displayed a much  
229 lower dengue incidence (20 cases per 100,000 inhabitants) in the same period. There seems to  
230 be evidence that at least 3 of the 5 cases of dengue that occurred were contracted elsewhere  
231 (supplemental XX). Therefore, the incidence of dengue in Ortigueira was between 6-150 times  
232 lower in Ortigueira, compared to neighboring cities.

233 The protective effect of NVC was confirmed calculating the dengue ratio between areas.  
234 The RR showed a reduction of 89.1 % in the incidence of dengue in Ortigueira compared to the  
235 other four control cities (CI -95.5 % to -82.3 %) during the two years of intervention.

236 Finally, to assess whether this lower incidence of dengue in Ortigueira after the  
237 intervention with the NVC was statistically significant, we performed the measurement of  
238 monthly moving averages of dengue incidence in both Ortigueira (intervention area) and  
239 control cities. As can be seen in Figure 3B, the reduction in the number of dengue cases was

240 reduced by up to 97.7% (CI -95.7 % to – 99.7 %) % over the intervention period, confirming the  
241 effectiveness of the method in preventing dengue.

242

## 243 **Discussion**

244 In 2021 our group presented the NVC, a new vector control method based on SIT  
245 technology (16). The study was comprised of a controlled field trial, in which we presented the  
246 production method of NVC sterile male mosquitoes, as well as the safety and efficacy of the  
247 method in suppressing *Ae. aegypti* mosquitoes. In that study we performed two intervention  
248 periods (INT1 and INT2), in which the treatment and control areas were reversed between the  
249 INT1 and INT2 periods. In both intervention periods, the incidence of dengue was drastically  
250 reduced in the areas where the NVC was implemented, which showed that the NVC program is  
251 robust and not biased (16). Herein we extended the program to a large-scale intervention in an  
252 entire city in the State of Paraná, southern Brazil. Our objective now was reinforcing the  
253 effectiveness of the NVC method and to demonstrate the feasibility of a large-scale NVC  
254 deployment in real-life conditions.

255 Here we show a clear reduction in viable progeny of *Ae. aegypti* throughout the  
256 intervention period in Ortigueira (Figure 1). The substantial suppression of the mosquito  
257 population started about 15 weeks after the beginning of NVC intervention. The likely reason  
258 for the delay in the suppression of the field population is that the releases of NVC sterile  
259 mosquitoes started only at the end of November 2020 due to bureaucratic delays  
260 (authorizations and local regulatory approvals). This delay in suppression due to a late start  
261 (beginning of summer when mosquito populations already start growing exponentially),

262 underscore the importance to begin the intervention as early as possible in the mosquito  
263 season, as has already been demonstrated in other SIT studies (9). In addition, our results  
264 indicate that an intervention period of at least 2-years is necessary for the full suppression  
265 effect to be achieved. This is probably due to the fact that in *Ae. aegypti* eggs may lie dormant  
266 for over a year (23). It is also important to note that during the period of intervention with NVC  
267 in Ortigueira, no other method of controlling the mosquito vector, such as the use of  
268 insecticides, was used. On the other hand, Tibagi requested to local authorities the use of Ultra-  
269 Low Volume insecticide spraying in public areas in an attempt to contain the spread of dengue  
270 in the city. Nevertheless, the incidence of dengue in the city was the worst among the control  
271 cities in the region (Figure 3A) (24).

272 Therefore, the reduction of the local population of mosquitoes and the consequent  
273 reduction of up to 150 times in the dengue incidence is exclusively due to the NVC intervention.  
274 This demonstrates the efficacy and facilitates ultra-low impact vector control and disease  
275 prevention in the face of climate change, while avoiding any collateral impact on biodiversity,  
276 which is the norm for any class of insecticides.

277 Another important aspect to consider after a large-scale NVC intervention is the  
278 possibility of mosquito reintroduction after suppression has been achieved. It is well known  
279 that the distribution of *Ae. aegypti* is largely driven by human movement in the presence of a  
280 suitable climate (25). Ortigueira is not an isolated city, and therefore there is daily movement of  
281 vehicles and people between Ortigueira and the neighboring cities. This represents the reality  
282 of the global economy, and therefore, to be effective, mosquito population suppression  
283 projects need to be performed on a large-scale. The solution to control the mosquito

284 reintroduction in the area previously treated with NVC lies in maintaining entomological  
285 surveillance, particularly around high-risk introduction routes such as highways (25), and  
286 subsequently carrying out punctual releases of NVC sterile male mosquitoes in areas at greatest  
287 risk of mosquito reintroduction.

288         The mosquito suppression SIT methodologies, such as genetic modification to introduce  
289 a dominant lethal gene (9), cytoplasmic incompatibility IIT (26,27) and more recently the NVC  
290 (16), have all shown reduction in the *Ae. aegypti* mosquito population. However, despite these  
291 numerous demonstrations of efficacy and safety, SIT is still not being used as a real-world  
292 strategy to combat the vector (28). One of the explanations for this gap between the  
293 development of the technology and its widespread implementation lies in the requirement to  
294 carry out at least 2 randomized controlled trials (RCTs) in two consecutive transmission seasons  
295 for products related to vector control, in order to provide sufficient evidence of the public  
296 health impact of these methods (1,29). Notwithstanding the theoretical strength of the data  
297 that may be generated in such RCT studies, they are expensive to carryout, time-consuming and  
298 most importantly - traditionally do not provide pragmatic evidence for how innovations are  
299 used or implemented in real-world practice (30). Therefore, financial, temporal and other  
300 resource restrictions may prevent such studies being conducted and stop valuable vector  
301 control tools from being rolled out (30). One possible solution for this gap was raised by Vontas  
302 and colleagues (2014) which hypothesized that once RCTs establish links between  
303 entomological and epidemiological indicators then rapid evaluation of new products within the  
304 same product category may be conducted through smaller scale experiments without  
305 repetition of lengthy and expensive RCTs (31). Currently, together with our emphatic results

306 pertaining to the prevention of dengue, a plethora of additional evidence exists to support the  
307 immediate massive adoption and implementation of SIT technologies to meet WHO goals of  
308 dramatic reduction in the incidence of dengue.

309         The COVID-19 pandemic has highlighted several problems related to how health  
310 authorities address a crisis, whether related to emerging or existing diseases (32,33).  
311 Traditionally, new treatments, vaccines and prevention methods must go through several  
312 stages of testing and regulatory approvals, ranging from pre-clinical trials to commercial  
313 approvals before being widely used (34). In the pre-COVID-19 pandemic period, these processes  
314 could take more than 15 years to complete (34,35). The COVID-19 pandemic, however, has  
315 shown us that this process can be accelerated, and still prove safe and effective for the human  
316 population (36). The joining of forces between the different stakeholders involved in global  
317 health, which includes scientists, investors, regulatory authorities, and the industry promoted  
318 the de-bureaucratization of health and resulted in the relative containment of damage caused  
319 by COVID-19.

320         Dengue and other arboviruses have a massive global human and economic burden. In  
321 2017, the WHO proposed a target of a 75% reduction in global dengue cases by 2027 (1). In the  
322 current trajectory, this goal will probably not be realized. On the contrary, an increase in the  
323 incidence of dengue has been observed over the last few years (37), and human induced  
324 warming phenomena such as flooding and heatwaves will likely further exasperate arboviral  
325 disease transmission (38). Therefore, new safe and effective vector control tools, like NVC, a  
326 SIT-based method, are urgently needed to reduce the burden of vector-borne diseases and

327 mitigate threats to existing methods, such as ineffectiveness of insecticides (1). The suffering of  
328 hundreds of millions of people can and should be averted.

329

### 330 **Conclusions**

331 Here we reinforced the effectiveness of NVC, in suppressing the *Ae. aegypti* mosquito  
332 population and protecting an entire city from a dengue outbreak that impacted the neighboring  
333 cities. Currently, the plethora of successful SIT interventions support their being implemented  
334 globally. We call on WHO and other stakeholders involved in prevention and treatment of  
335 arbovirus disease to immediately adopt existing technologies throughout the world to mitigate  
336 human suffering.

337

### 338 **References**

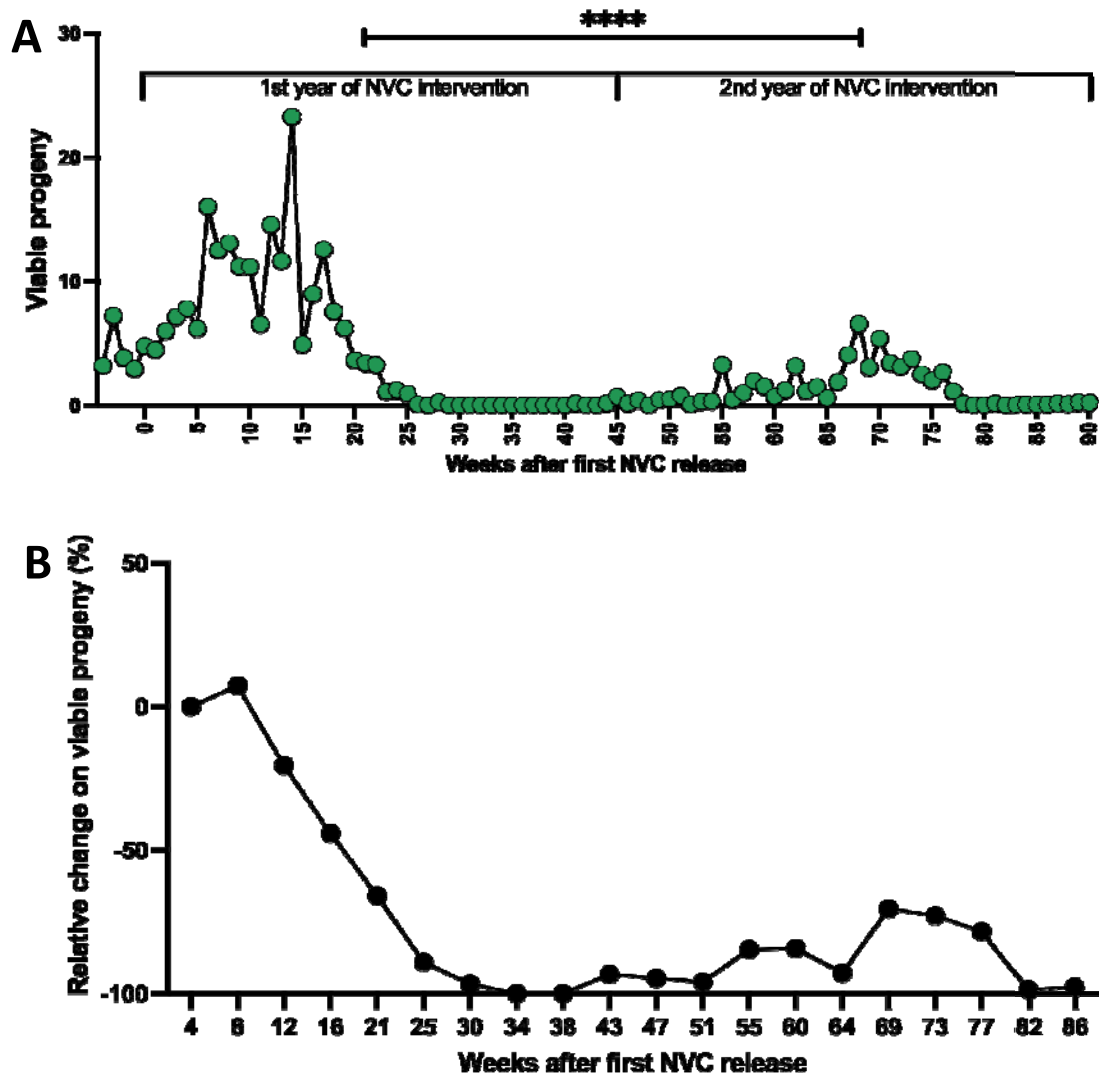
- 339 1. World Health Organization. Global vector control response 2017-2030. New ed. Special  
340 Programme for Research and Training in Tropical Diseases, editor. Geneva: TDR: World  
341 Health Organization; 2017. 53 p.
- 342 2. Lorenz C, Azevedo TS, Virginio F, Aguiar BS, Chiaravalloti-Neto F, Suesdek L. Impact of  
343 environmental factors on neglected emerging arboviral diseases. Carvalho MS, editor. PLoS  
344 Negl Trop Dis. 2017 Sep 27;11(9):e0005959.
- 345 3. Olson MF, Juarez JG, Kraemer MUG, Messina JP, Hamer GL. Global patterns of aegyptism  
346 without arbovirus. Bonizzoni M, editor. PLoS Negl Trop Dis. 2021 May 5;15(5):e0009397.
- 347 4. Robert MA, Stewart-Ibarra AM, Estallo EL. Climate change and viral emergence: evidence  
348 from Aedes-borne arboviruses. Curr Opin Virol. 2020 Feb;40:41–7.
- 349 5. Laserna A, Barahona-Correa J, Baquero L, Castañeda-Cardona C, Rosselli D. Economic  
350 impact of dengue fever in Latin America and the Caribbean: a systematic review. Rev  
351 Panam Salud Pública [Internet]. 2018 [cited 2022 Sep 10];42. Available from:  
352 <http://iris.paho.org/xmlui/handle/123456789/49454>



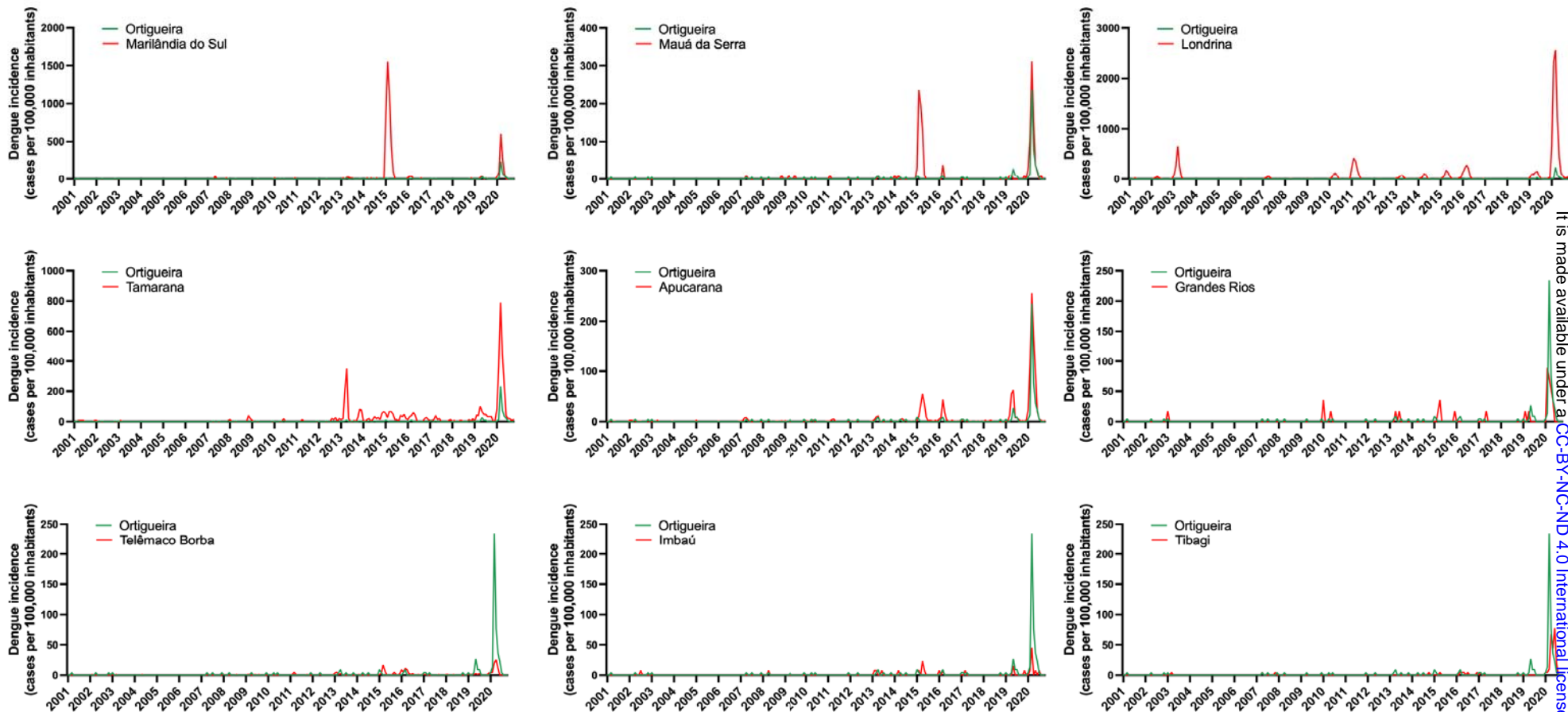
- 353 6. Pan American Health Organization. Integrated Management Strategy for Arboviral Disease  
354 Prevention and Control in the Americas [Internet]. Organización Panamericana de la Salud;  
355 2020 [cited 2022 Sep 11]. Available from: <https://iris.paho.org/handle/10665.2/52492>
- 356 7. Achee NL, Gould F, Perkins TA, Reiner RC, Morrison AC, Ritchie SA, et al. A Critical  
357 Assessment of Vector Control for Dengue Prevention. Halstead SB, editor. *PLoS Negl Trop*  
358 *Dis.* 2015 May 7;9(5):e0003655.
- 359 8. Benelli G, Jeffries CL, Walker T. Biological Control of Mosquito Vectors: Past, Present, and  
360 Future. *Insects.* 2016 Oct 3;7(4).
- 361 9. Carvalho DO, McKemey AR, Garziera L, Lacroix R, Donnelly CA, Alphey L, et al. Suppression  
362 of a Field Population of *Aedes aegypti* in Brazil by Sustained Release of Transgenic Male  
363 Mosquitoes. *PLoS Negl Trop Dis.* 2015;9(7):e0003864.
- 364 10. Zheng X, Zhang D, Li Y, Yang C, Wu Y, Liang X, et al. Incompatible and sterile insect  
365 techniques combined eliminate mosquitoes. *Nature.* 2019 Aug;572(7767):56–61.
- 366 11. Crawford JE, Clarke DW, Criswell V, Desnoyer M, Cornel D, Deegan B, et al. Efficient  
367 production of male *Wolbachia*-infected *Aedes aegypti* mosquitoes enables large-scale  
368 suppression of wild populations. *Nat Biotechnol.* 2020 Apr;38(4):482–92.
- 369 12. Ritchie SA, van den Hurk AF, Smout MJ, Staunton KM, Hoffmann AA. Mission  
370 Accomplished? We Need a Guide to the ‘Post Release’ World of *Wolbachia* for *Aedes* -  
371 borne Disease Control. *Trends Parasitol.* 2018 Mar;34(3):217–26.
- 372 13. Calvitti M, Marini F, Desiderio A, Puggioli A, Moretti R. *Wolbachia* density and cytoplasmic  
373 incompatibility in *Aedes albopictus*: concerns with using artificial *Wolbachia* infection as a  
374 vector suppression tool. *PLoS One.* 2015;10(3):e0121813.
- 375 14. Gesto JSM, Pinto SB, Dias FBS, Peixoto J, Costa G, Kutcher S, et al. Large-Scale Deployment  
376 and Establishment of *Wolbachia* Into the *Aedes aegypti* Population in Rio de Janeiro, Brazil.  
377 *Front Microbiol.* 2021 Jul 29;12:711107.
- 378 15. Durovni B, Saraceni V, Eppinghaus A, Riback TIS, Moreira LA, Jewell NP, et al. The impact of  
379 large-scale deployment of *Wolbachia* mosquitoes on dengue and other *Aedes*-borne  
380 diseases in Rio de Janeiro and Niterói, Brazil: study protocol for a controlled interrupted  
381 time series analysis using routine disease surveillance data. *F1000Research.* 2020 Jun  
382 11;8:1328.
- 383 16. de Castro Poncio L, dos Anjos FA, de Oliveira DA, Rebecchi D, de Oliveira RN, Chitolina RF, et  
384 al. Novel Sterile Insect Technology Program Results in Suppression of a Field Mosquito  
385 Population and Subsequently to Reduced Incidence of Dengue. *J Infect Dis.* 2021 Sep  
386 17;224(6):1005–14.

- 387 17. Secretaria de Estado da Saúde D de A e V em S. Boletins epidemiológicos: Situação da  
388 Dengue, Chikungunya e Zika vírus no Parana 2019/2020. [Internet]. 2020 [cited 2022 Sep  
389 11]. Available from:  
390 [https://www.dengue.pr.gov.br/sites/dengue/arquivos\\_restritos/files/documento/2020-](https://www.dengue.pr.gov.br/sites/dengue/arquivos_restritos/files/documento/2020-11/boletimdengue43_2020.pdf)  
391 [11/boletimdengue43\\_2020.pdf](https://www.dengue.pr.gov.br/sites/dengue/arquivos_restritos/files/documento/2020-11/boletimdengue43_2020.pdf)
- 392 18. Dibo MR, Chiaravalloti-Neto F, Battigaglia M, Mondini A, Favaro EA, Barbosa AA, et al.  
393 Identification of the best ovitrap installation sites for gravid *Aedes* (*Stegomyia*) *aegypti* in  
394 residences in Mirassol, state of São Paulo, Brazil. *Mem Inst Oswaldo Cruz*. 2005  
395 Jul;100(4):339–43.
- 396 19. Catteruccia F, Crisanti A, Wimmer EA. Transgenic technologies to induce sterility. *Malar J*.  
397 2009 Nov 16;8 Suppl 2:S7.
- 398 20. Atkinson MP, Su Z, Alphey N, Alphey LS, Coleman PG, Wein LM. Analyzing the control of  
399 mosquito-borne diseases by a dominant lethal genetic system. *Proc Natl Acad Sci U S A*.  
400 2007 May 29;104(22):9540–5.
- 401 21. Gorman K, Young J, Pineda L, Márquez R, Sosa N, Bernal D, et al. Short-term suppression of  
402 *Aedes aegypti* using genetic control does not facilitate *Aedes albopictus*. *Pest Manag Sci*.  
403 2016 Mar;72(3):618–28.
- 404 22. Ministério da Saúde S de V em S. Guia de vigilância epidemiológica. Departamento de  
405 Vigilância Epidemiológica; 2009.
- 406 23. Faull KJ, Williams CR. Intraspecific variation in desiccation survival time of *Aedes aegypti* (L.)  
407 mosquito eggs of Australian origin. *J Vector Ecol J Soc Vector Ecol*. 2015 Dec;40(2):292–300.
- 408 24. Marini G, Guzzetta G, Marques Toledo CA, Teixeira M, Rosà R, Merler S. Effectiveness of  
409 Ultra-Low Volume insecticide spraying to prevent dengue in a non-endemic metropolitan  
410 area of Brazil. *PLoS Comput Biol*. 2019 Mar;15(3):e1006831.
- 411 25. Kraemer MUG, Reiner RC, Brady OJ, Messina JP, Gilbert M, Pigott DM, et al. Past and future  
412 spread of the arbovirus vectors *Aedes aegypti* and *Aedes albopictus*. *Nat Microbiol*. 2019  
413 May;4(5):854–63.
- 414 26. Slatko BE, Luck AN, Dobson SL, Foster JM. *Wolbachia* endosymbionts and human disease  
415 control. *Mol Biochem Parasitol*. 2014 Jul;195(2):88–95.
- 416 27. O’Neill SL. The Use of *Wolbachia* by the World Mosquito Program to Interrupt Transmission  
417 of *Aedes aegypti* Transmitted Viruses. In: Hilgenfeld R, Vasudevan SG, editors. *Dengue and*  
418 *Zika: Control and Antiviral Treatment Strategies* [Internet]. Singapore: Springer Singapore;  
419 2018 [cited 2022 Sep 11]. p. 355–60. (*Advances in Experimental Medicine and Biology*; vol.  
420 1062). Available from: [http://link.springer.com/10.1007/978-981-10-8727-1\\_24](http://link.springer.com/10.1007/978-981-10-8727-1_24)

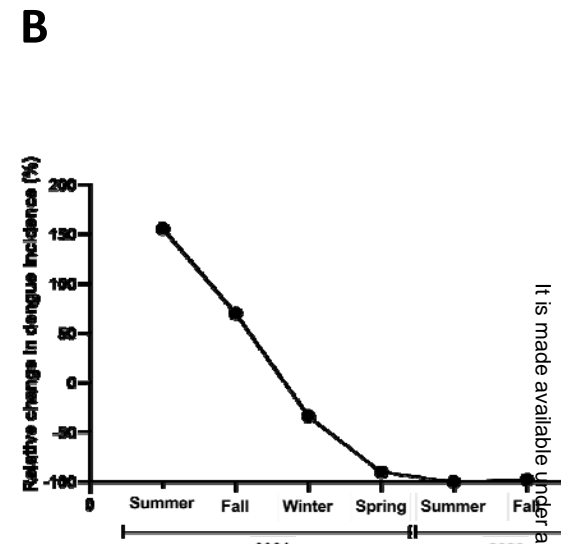
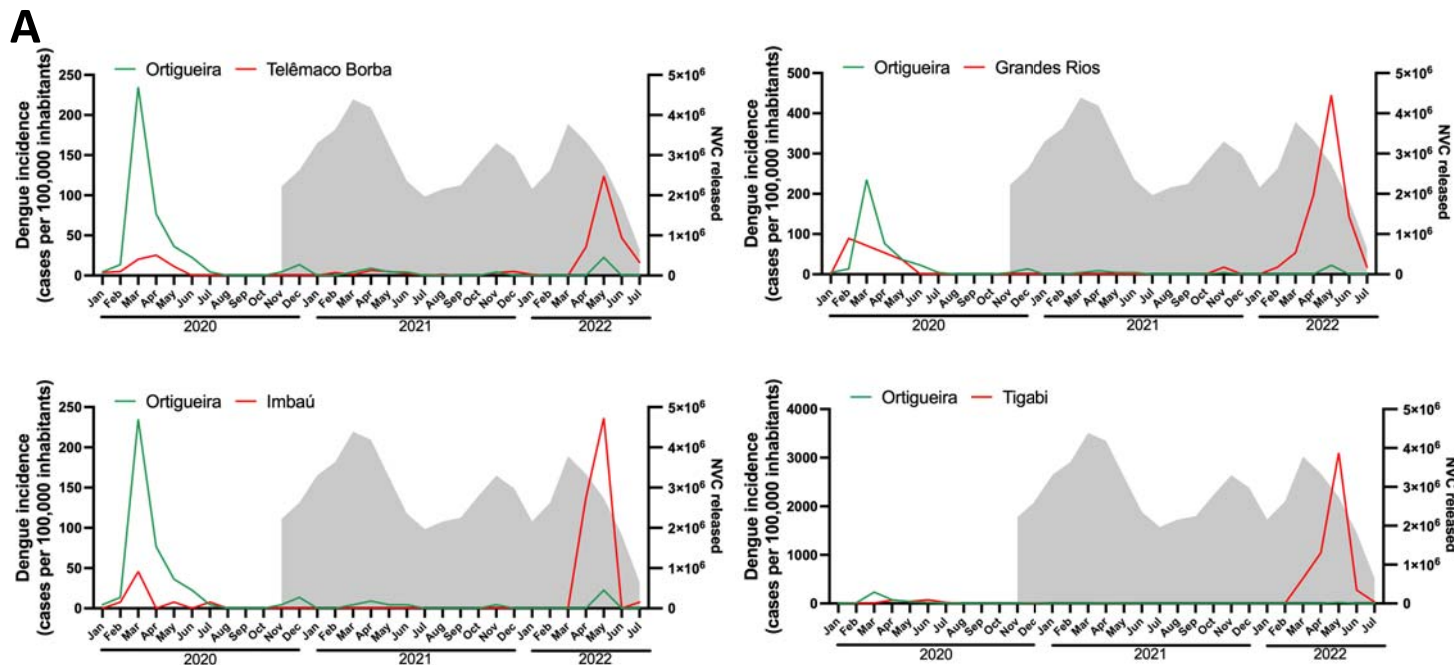
- 421 28. Schairer CE, Najera J, James AA, Akbari OS, Bloss CS. Oxitec and MosquitoMate in the  
422 United States: lessons for the future of gene drive mosquito control. *Pathog Glob Health*.  
423 2021 Aug 18;115(6):365–76.
- 424 29. Olson M (Skip), Rootkin L. The triple win – implementation science benefits patients,  
425 healthcare systems and industry alike. *J Comp Eff Res*. 2022 Jun;11(9):639–42.
- 426 30. Jones RT, Ant TH, Cameron MM, Logan JG. Novel control strategies for mosquito-borne  
427 diseases. *Philos Trans R Soc B Biol Sci*. 2021 Feb 15;376(1818):20190802.
- 428 31. Vontas J, Moore S, Kleinschmidt I, Ranson H, Lindsay S, Lengeler C, et al. Framework for  
429 rapid assessment and adoption of new vector control tools. *Trends Parasitol*. 2014  
430 Apr;30(4):191–204.
- 431 32. Zhang H. Challenges and Approaches of the Global Governance of Public Health Under  
432 COVID-19. *Front Public Health*. 2021 Nov 8;9:727214.
- 433 33. Czabanowska K, Kuhlmann E. Public health competences through the lens of the COVID-19  
434 pandemic: what matters for health workforce preparedness for global health emergencies.  
435 *Int J Health Plann Manage*. 2021 May;36(S1):14–9.
- 436 34. Morris ZS, Wooding S, Grant J. The answer is 17 years, what is the question: understanding  
437 time lags in translational research. *J R Soc Med*. 2011 Dec;104(12):510–20.
- 438 35. Hanney SR, Wooding S, Sussex J, Grant J. From COVID-19 research to vaccine application:  
439 why might it take 17 months not 17 years and what are the wider lessons? *Health Res*  
440 *Policy Syst*. 2020 Dec;18(1):61.
- 441 36. Bok K, Sitar S, Graham BS, Mascola JR. Accelerated COVID-19 vaccine development:  
442 milestones, lessons, and prospects. *Immunity*. 2021 Aug;54(8):1636–51.
- 443 37. Hosseini S, Oliva-Ramírez J, Vázquez-Villegas P, Rodriguez-Garcia A, Muñoz-Soto RB,  
444 Aghamohammadi N, et al. Dengue Fever: A Worldwide Threat An Overview of the Infection  
445 Process, Environmental Factors for a Global Outbreak, Diagnostic Platforms and Vaccine  
446 Developments. *Curr Top Med Chem*. 2018 Dec 6;18(18):1531–49.
- 447 38. Nava A, Shimabukuro JS, Chmura AA, Luz SLB. The Impact of Global Environmental Changes  
448 on Infectious Disease Emergence with a Focus on Risks for Brazil. *ILAR J*. 2017 Dec  
449 15;58(3):393–400.



**Figure 1. Suppression of field *Ae. aegypti* mosquito population in Ortigueira during 1<sup>st</sup> and 2<sup>nd</sup> years of NVC intervention.** **A.** Releases of NVC sterile male mosquitoes occurred weekly between December 2020 and July 2022 (Weeks 0 to 90). The city was monitored with egg collection by using ovitraps during the entire period of NVC intervention. The collected eggs were transferred to the laboratory where they were hatched. The mean number of larvae hatched from eggs of each ovitrap (159 points) over the 90 weeks was defined as viable progeny. Statistical analysis: Paired t test provided a P value of <0.0001) for the difference between 1<sup>st</sup> and 2<sup>nd</sup> year of NVC intervention. **B.** Suppression of *Ae. aegypti* wild population in Ortigueira during NVC program. Monthly moving averages showing percentage change in *Ae. aegypti* abundance in Ortigueira, measured by mean number of larvae per trap relative to control area (Londrina). In weeks 30-34, there was a 98.7% (95% CI, 98.3% to 100%) reduction in numbers of mosquitoes compared to 4.



**Figure 2. Historical dengue incidence in Ortigueira vs neighboring cities.** Each graph shows dengue incidence from 2001 to 2020 (displayed as cases per 100,000 inhabitants) in Ortigueira (green line) compared with neighboring cities (red lines), as indicated (Marilândia do Sul, Mauá da Serra, Londrina, Tamarana, Apucarana, Grandes Rios, Telêmaco Borba, Imbaú, and Tibagi). Data source: Brazilian National Disease Surveillance System (SINAN).



**Figure 3. Dengue incidence in NVC intervention area (Ortigueira) and control neighboring cities from Jan 2020 to July 2022.** **A.** Dengue incidence in Ortigueira and the indicated control cities Telemaco Borba, Grandes Rios, Imbau and Tibagi is shown in the left axis, expressed as the number of dengue cases per 100,000 inhabitants. The grey shadows in each graph indicate the number of NVC sterile male mosquitoes monthly released in Ortigueira during the NVC period of intervention. The incidence of dengue in Ortigueira in May 2022 was 20 cases per 100,000 inhabitants (95% CI, 10-20), while the dengue incidence in control cities was 120 cases (95% CI, 100-150) in Telémaco Borba; 440 cases (95% CI, 300-660) in Grandes Rios; 240 cases (95% CI, 170-340) in Imbau; and 3090 cases (95% CI, 2870-3340) in Tibagi. **B.** Monthly moving averages of dengue incidence in Ortigueira and control cities. A 10,000 bootstrap simulation was performed to show the percentage change in dengue incidence in Ortigueira, using the dengue incidence of the four neighboring cities as controls. In the Spring of 2021, there was 89,85% reduction in the dengue incidence in Ortigueira compared to Winter 2021 (95% CI, 79.7% to 100%). In the Summer of 2022, the reduction of dengue incidence reached 100% compared to the previous season (Spring 2021) and kept low also in the Fall 2022.