

1 **Title:** Development and implementation of a clinical decision support system tool for the
2 evaluation of suspected monkeypox infection

3
4 **Running title:** Monkeypox decision support

5
6 **Authors**

7 John S. Albin, MD, PhD^{1,2}
8 Jacob E Lazarus, MD, PhD^{1,2}
9 Kristen M. Hysell, MD, MPH^{1,2}
10 David M. Rubins, MD^{2,3,4}
11 Lindsay Germaine, MPH⁴
12 Caitlin M. Dugdale, MD^{1,2,5}
13 Howard M. Heller, MD MPH^{1,2}
14 Elizabeth L. Hohmann, MD^{1,2}
15 Joshua J. Baugh MD, MPP, MHCM^{2,6}
16 Erica S. Shenoy, MD, PhD*^{†1,2,4,6,7}

17
18 ¹ Division of Infectious Diseases, Department of Medicine, Massachusetts General
19 Hospital, Boston, MA

20 ² Harvard Medical School, Boston, MA

21 ³ Department of Medicine, Brigham and Women's Hospital, Boston, MA

22 ⁴ Digital eCare, Mass General Brigham, Boston, MA

23 ⁵ Medical Practice Evaluation Center, Massachusetts General Hospital, Boston, MA

24 ⁶ Department of Emergency Medicine, Massachusetts General Hospital, Boston, MA

25 ⁷ Regional Emerging Special Pathogens Treatment Center, Massachusetts General
26 Hospital, Boston, MA

27 ⁸ Infection Control Unit, Massachusetts General Hospital, Boston, MA

28
29 **Keywords:** Monkeypox, person under investigation, PUI, high consequence infectious
30 disease, HCID, clinical decision support systems, CDSS

31
32
33 **Word count:** 1,932/2,000; **Figures:** 3; **Supplement.**

34 **† Corresponding author:**

35 Erica S. Shenoy, MD, PhD
36 Massachusetts General Hospital
37 Infection Control Unit
38 55 Fruit Street, Bulfinch 334
39 Boston, MA, 02114
40 Phone: 617-643-5637
41 Fax: 617-724-0267
42 eshenoy@mgh.harvard.edu

43 **ABSTRACT (144/150 words)**

44 Monkeypox virus was historically rare outside of West and Central Africa until the
45 current 2022 global outbreak, which has required clinicians to be alert to identify
46 individuals with possible monkeypox, institute isolation, and take appropriate next steps
47 in evaluation and management. Clinical decision support systems (CDSS), which have
48 been shown to improve adherence to clinical guidelines, can support frontline clinicians
49 in applying the most current evaluation and management guidance in the setting of an
50 emerging infectious diseases outbreak when those guidelines are evolving over time.
51 Here we describe the rapid development and implementation of a CDSS tool embedded
52 in the electronic health record to guide frontline clinicians in the diagnostic evaluation of
53 monkeypox infection and triage patients with potential monkeypox infection to
54 individualized infectious diseases physician review. We also present data on the initial
55 performance of this tool in a large integrated healthcare system.

56 **INTRODUCTION**

57 In early May 2022, a cluster of monkeypox cases was initially identified in Great Britain,
58 with the first identified case in the United States later that month.¹ The extent of the
59 global monkeypox outbreak has continued to spread since, affecting tens of thousands
60 of individuals more than 80 non-endemic countries by mid-August 2022.² Prompt
61 recognition of monkeypox infection is important not only to expedite potential initiation of
62 therapy, but also to institute transmission-based precautions to minimize risks of
63 monkeypox transmission within healthcare facilities. As knowledge about the
64 epidemiological risk factors and clinical presentation of people with monkeypox infection
65 has grown during this outbreak, the definition of a person under investigation (PUI), a
66 key element in driving diagnostic evaluation, has evolved, as have testing and infection
67 control protocols. This rapidly evolving knowledge necessitates prompt dissemination of
68 information to frontline clinicians as well as iterative adaptation of clinical resources to
69 remain up to date with dynamic local and national guidelines.

70
71 Clinical decision support systems (CDSS), especially those computerized products that
72 provide automated decision support as part of clinician workflow, have been shown to
73 improve adherence to guidelines.^{3,4} In our large integrated health system, two years
74 after the initial development of a COVID-19 CDSS, isolation, testing, and de-isolation for
75 patients with suspected and confirmed COVID-19, is largely automated, with only a
76 small subset of the most complex cases triaged to clinical or infection control review.⁵
77 Building on this experience, we sought to create a CDSS to assist frontline clinicians in
78 the evaluation of patients presenting with symptoms concerning for monkeypox. Here,
79 we describe the development of the Monkeypox (MPX) Clinical Decision Support Tool,
80 a dynamic CDSS embedded in the electronic health record (EHR) and capable of
81 adapting to the outbreak as it develops. We detail major innovations and provide initial
82 outcomes of monkeypox PUIs evaluated during early deployment

83
84

85 **METHODS**

86 Massachusetts General Hospital (MGH) is a large academic medical center in Boston,
87 MA that was the site of the first case of confirmed monkeypox infection in the US on
88 May 18, 2022.¹ Immediately following that first diagnosis, frontline clinicians were
89 instructed to contact a team of infectious disease physicians (i.e., the MGH Biothreats
90 Team) who have expertise in the evaluation of high-consequences infectious diseases
91 when patients presented for care with a new rash and epidemiologic risk factors for
92 monkeypox infection. Biothreats team physicians then individually reviewed patient
93 details with the frontline clinicians and facilitated additional diagnostic workup for
94 monkeypox at the Massachusetts Department of Public Health, when indicated.
95

96 Informed by these early evaluations of potential monkeypox PUIs, and based on prior
97 experience in developing and implementing CDSS for COVID-19, Biothreats team
98 physicians collaborated with MGH infection control leadership and members of the
99 Mass General Brigham (MGB) Digital Health Team to develop and implement the MPX
100 Clinical Decision Support Tool into the healthcare system's electronic health record
101 (Epic Systems Inc., Verona, WI). MGB is a large integrated healthcare system in
102 Massachusetts and New Hampshire which includes MGH, as well as eight acute care
103 hospitals, two specialty hospitals, and a broad network of post-acute care, community
104 health, and primary care centers. Across the system, the MPX tool was launched as an
105 on-demand template that could be accessed by clinicians by typing ".MONKEYPOX" in
106 any inpatient or outpatient note field.
107

108 The MPX CDSS tool consisted of a structured set of screening questions adapted from
109 U.S. Centers for Disease Control and Prevention (CDC) criteria for establishing PUI
110 status for monkeypox infection.⁶ Based on a clinician's answers to questions presented,
111 if a patient met both epidemiologic and clinical criteria for MPX PUI status, a secondary
112 set of questions developed by Biothreats Team members were automatically added to
113 the note to prompt the clinician to capture more data on individualized epidemiological
114 risk for each patient. These questions included risk related both to the current
115 monkeypox outbreak and to the classical modes of monkeypox transmission. A detailed
116 description of the cascading questions and prompts are provided (**Supplement,**
117 **Figures 1-11**).
118

119 Clinicians were additionally prompted in the MPX CDSS tool to upload images of the
120 patient's rash into the EHR to aid in virtual review by infectious disease and public
121 health officials. The tool also included directions regarding immediate infection control
122 protocols. Finally, to ensure the outcome of the PUI assessment was communicated
123 across clinicians caring for the patient, the tool automatically added a label, called an
124 infection status, to the patient record to indicate they were a PUI for monkeypox ("MPX-
125 Risk") upon completion of the note. The MPX-Risk infection status, similar to other
126 infection statuses used to communicate the need for specific transmission-based
127 precautions, can be seen by all users of the EHR and drives other automated systems
128 (e.g., isolation orders) as well as feeding into data and analytics across the EHR.
129

130 On 6/8/2022, the MPX CDSS tool was launched across MGB with the ultimate goal of
131 standardizing evaluation and management of monkeypox PUIs throughout the system.
132 At each site, once the clinician completed the note, facility-specific instructions on the
133 next point of contact (i.e, infection control, infectious diseases, etc), was provided based
134 on facility-specific workflows. We evaluated outcomes between 6/8/2022-7/20/2022
135 including overall utilization, determination of PUI status, testing frequency, and test
136 positivity among patients evaluated with the MPX CDSS tool. Records for patients seen
137 in the MGH Sexual Health Clinic, subject to 42CFR protection, were excluded from this
138 analysis. Over the course of the study period, several updates were made to capture
139 the evolving PUI definition, collect information to facilitate decisions regarding home
140 isolation, and modifications for end-user clarity.

141

142

143 This study was conducted under Mass General Brigham IRB protocol 2012P002359.

144 **RESULTS**

145

146 *MPX Tool utilization*

147 Between 6/8/2022-7/20/2022, the MPX CDSS tool was used for 55 distinct patients.
148 Utilization within the MGB system occurred predominantly within the MGH with 39
149 encounters. Other MGB system evaluations included 5 at Brigham & Women's Hospital
150 (BWH), 5 at Newton-Wellesley Hospital (NWH), 1 at Cooley-Dickinson Hospital (CDH),
151 1 at Salem Hospital (SLM), and 4 across several urgent care settings. More than half of
152 these completed encounters took place in an Emergency Medicine context (37), with
153 most of the remainder occurring either in primary care settings (8) or the MGH infectious
154 diseases clinic (6). The predominant use of the tool at MGH reflects overall volume of
155 distribution of PUIs across the MGB healthcare system, which was focused at MGH
156 **(Figure 1)**.

157

158 *Descriptive characteristics of PUIs*

159 The CDC PUI definition used to identify PUIs is provided (**Supplement Table 1**).
160 Among 55 patients presenting with an unexplained rash for which the tool was used, 31
161 (56%) were identified by the tool to be possible PUIs. High rates of PUI identification
162 were seen in the MGH Infectious Diseases Clinic (5 PUIs identified among 6 uses of the
163 MPX tool, 83%). The PUI identification rate in an Emergency Medicine setting was
164 16/37 (43%), while 3/8 (38%) patients in primary care settings were determined to be
165 possible PUIs for monkeypox. The average age among possible PUIs was 34.7 (SD
166 8.6) compared to 41.0 (SD 15.1) for patients who were not identified as possible PUIs.
167 26 possible PUIs identified as men, one as a transgender man, and 4 as women.

168

169 All patients identified as possible PUI, by definition, met the clinical PUI criterion of
170 having an otherwise unexplained rash. Among the 31 patients who also met
171 epidemiological criteria and thus were identified by the MPX CDSS tool as possible
172 PUIs for monkeypox, 24 reported close contact with members of a social network
173 experiencing monkeypox, 7 reported contact with a person with a similar rash or who
174 was thought to have monkeypox, and 2 reported travel to an area of active monkeypox
175 transmission. No patients reported contact with animals or animal products as described
176 with monkeypox transmission in endemic settings.

177

178 *Testing outcomes*

179 Among the 31 patients identified as possible PUIs by the MPX CDSS tool, testing was
180 not pursued for 7 after discussion with the specialist. These patients were assessed as
181 low risk on specialist review either at the hospital or in discussion with the state
182 epidemiologist. Of the 24 patients for whom monkeypox testing was pursued, 5 (21%)
183 were PCR positive, and 15 (63%) were PCR negative. 2 (8%) patients had inconclusive
184 tests results, generally indicating a lack of amplification from the assay positive control;
185 neither of these was retested. Results from 1 patient (4%) were not recorded in the
186 medical record, and 1 patient (4%) was lost to follow-up prior to testing. We are aware
187 of an additional 3 patients who tested positive for monkeypox at MGH during this period
188 who were not triaged through the MPX tool; all presented through the infectious
189 diseases clinic. The average age of patients who tested positive for MPX was 33.9 (SD

190 8.5) years; all were male. A summary of the MPX CDSS tool utilization and downstream
191 outcomes by week over the first 6 weeks of implementation is presented (**Figure 2**).

192
193 *Versioning*

194 During the study period, updates occurred as expected to respond to changing
195 epidemiology, infection control protocols, as well as end-user feedback to improve
196 utilization. While the tool can be added to individual clinician's notes or their personal
197 library of note templates, it was constructed as a central system template in the EHR to
198 maintain consistency across users. As updates were requested by the Biothreats Team
199 to adapt to state or national guidance or changes in the epidemiology of the outbreak,
200 these changes were automatically pushed to all users of the note simultaneously
201 (**Figure 3**).

202 **DISCUSSION**

203 We have described the development, implementation, and early usage patterns of an
204 embedded clinical decision support system to facilitate the initial isolation and
205 evaluation of patients in whom monkeypox infection is suspected. Once the decision
206 was made to develop this CDSS, we were able to implement the MPX CDSS tool
207 across the MGB system in a matter of days, and over the first 6 weeks, this tool was
208 utilized 55 times for the evaluation of monkeypox infection in our healthcare system.

209
210 Importantly, this CDSS allows for rapid and frequent iterations with input of subject
211 matter experts based on evolving epidemiological risk factors, testing strategies, and
212 identified areas to improve the efficiency of diagnostic evaluation. Improvements such
213 as automated patient chart labeling to identify patients who are PUIs and thus alert
214 clinicians of the monkeypox work up in progress, and the ability to update front-line
215 clinicians of infection control protocols in real-time, have provided the flexibility required
216 in an emerging outbreak.

217
218 Several limitations are noted. The use of the MPX CDSS tool requires clinician buy-in
219 as there is no forcing function within the EHR to compel use, and this can lead to
220 missed opportunities for tool application. Despite this, with messaging to frontline
221 clinicians and attention to integration into standard workflow, clinician acceptance of the
222 tool can be achieved. In this study, we did not aim to evaluate the sensitivity or
223 specificity of a the MPX CDSS as a clinical decision tool; MPX CDSS tool questions
224 were derived from CDC definitions, but more data will be needed to validate the test
225 characteristics of the instrument.

226
227 This approach has facilitated up-to-date decision support to frontline providers by
228 centralizing MPX tool updating within a team of subject matter experts, including
229 feedback from end users to improve functionality. Though described here only for
230 monkeypox, developing similar tools for the evaluation of other high consequence
231 infectious diseases such as Middle East Respiratory Syndrome (MERS), Ebola Virus
232 Disease, and Avian Influenza may also help to facilitate efficient and adaptable
233 evaluation of PUIs. In doing so, frontline providers will have valuable frameworks of
234 support for identify, isolate, inform approaches⁷⁻¹⁰ in evaluating patients amid rapidly
235 emerging infectious disease outbreaks.

236 **FUNDING SOURCE**

237 This work was supported by US Assistant Secretary for Preparedness and Response (6
238 U3REP150548-05-08 to ESS).

239
240 **CONFLICTS OF INTEREST**

241 The authors report no Conflicts of Interest.

242
243 **ACKNOWLEDGEMENTS**

244 The authors would like to thank Jasmine B. Ha, MS, Mass General Brigham Digital
245 Health, for project management support of the MGB MPX Digital Health response.

246
247 **DATA SHARING STATEMENT**

248 The data underlying this article cannot be shared publicly due to the privacy of
249 individuals that participated in the study.

250 **REFERENCES**

- 251
- 252 1. Basgoz N, Brown CM, Smole SC, et al. Case 24-2022: A 31-Year-Old Man with
253 Perianal and Penile Ulcers, Rectal Pain, and Rash. *New England Journal of Medicine*.
254 2022;387(6):547-556. doi:10.1056/NEJMcp2201244
 - 255 2. Centers for Disease Control and Prevention (CDC). 2022 Monkeypox Outbreak
256 Global Map. 2022. [https://www.cdc.gov/poxvirus/monkeypox/response/2022/world-
257 map.html](https://www.cdc.gov/poxvirus/monkeypox/response/2022/world-map.html)
 - 258 3. Kawamoto K, Houlihan CA, Balas EA, Lobach DF. Improving clinical practice
259 using clinical decision support systems: a systematic review of trials to identify features
260 critical to success. *BMJ (Clinical research ed)*. Apr 2005;330(7494):765.
261 doi:10.1136/bmj.38398.500764.8F
 - 262 4. Kawamoto K, Lobach DF. Clinical decision support provided within physician
263 order entry systems: a systematic review of features effective for changing clinician
264 behavior. *AMIA Annu Symp Proc*. 2003:361-5.
 - 265 5. Dugdale CM, Rubins DM, Lee H, et al. COVID-19 Diagnostic Clinical Decision
266 Support: a Pre-Post Implementation Study of CORAL (COvid Risk cALculator). *Clin
267 Infect Dis*. Feb 2021;doi:10.1093/cid/ciab111
 - 268 6. Centers for Disease Control and Prevention (CDC). Case Definitions† for Use in
269 the 2022 Monkeypox Response. Updated 7/22/2022. Accessed 7/26/2022,
270 <https://www.cdc.gov/poxvirus/monkeypox/clinicians/case-definition.html>
 - 271 7. Sánchez SM, Searle EF, Rubins D, et al. Travel-screening documentation to
272 enable the "Identify-Isolate-Inform" framework for emerging infectious diseases: It's all
273 in the details. *Infection control and hospital epidemiology*. Aug 2020:1-3.
274 doi:10.1017/ice.2020.338
 - 275 8. Koenig KL. Identify-Isolate-Inform: A Modified Tool for Initial Detection and
276 Management of Middle East Respiratory Syndrome Patients in the Emergency
277 Department. *The western journal of emergency medicine*. Sep 2015;16(5):619-24.
278 doi:10.5811/westjem.2015.7.27915
 - 279 9. Foote MMK, Styles TS, Quinn CL. Assessment of Hospital Emergency
280 Department Response to Potentially Infectious Diseases Using Unannounced Mystery
281 Patient Drills - New York City, 2016. *MMWR Morb Mortal Wkly Rep*. Sep
282 2017;66(36):945-949. doi:10.15585/mmwr.mm6636a2
 - 283 10. Burkholder TW, Dziadkowiec O, Bookman K, King RA. Adherence to Universal
284 Travel Screening in the Emergency Department During Epidemic Ebola Virus Disease.
285 *J Emerg Med*. Jan 2019;56(1):7-14. doi:10.1016/j.jemermed.2018.09.038
286

FIGURE LEGENDS

Figure 1. Care settings in which the MPX CDSS tool was used. The distribution of care settings in which the tool was utilized during its first 6 weeks of implementation are shown. MPX: monkeypox; ID: infectious diseases.

Figure 2. Trends in use of the MPX CDSS Tool. Bars depict the number of patients for whom the tool was used (total use), the number of possible PUIs identified by the tool (CDSS PUI), the number of possible PUIs in whom testing was pursued after expert review (Testing Pursued), and the number of patients who tested positive (MPX positive) during each of the first six weeks of implementation. PUI: person under investigation; CDSS: clinical decision support system; MPX: monkeypox.

Figure 3. Versioning of the MPX CDSS Tool

The timeline showing major milestones prompting development of the MPX CDSS Tool (e.g., first diagnosed case at MGH on 5/18/2022), followed by request for development and implementation within 24 hours of request on 6/8/2022. The top half of the timeline describes multiple changes to the PUI definition and IC protocols, while the bottom half describes versioning related to changes in the CDS to allow for more efficient collection of pertinent patient information, as well as ensuring access by clinicians to the most up to date public health guidance and local points of contact.

MPX: monkeypox; CDSS: clinical decision support system; CDC: Centers for Disease Control and Prevention; PUI: person under investigation; IC: infection control.

1 **Title:** Development and implementation of a clinical decision support tool for the
2 evaluation of suspected monkeypox infection

3
4 **Running title:** Monkeypox clinical decision support

5
6 **Authors**

7 John S. Albin, MD, PhD^{1,2}
8 Jacob E Lazarus, MD, PhD^{1,2}
9 Kristen M. Hysell, MD, MPH^{1,2}
10 David M. Rubins, MD^{2,3,4}
11 Lindsay Germaine, MPH⁴
12 Caitlin M. Dugdale, MD^{1,2,5}
13 Howard M. Heller, MD MPH^{1,2}
14 Elizabeth L. Hohmann, MD^{1,2}
15 Joshua J. Baugh MD, MPP, MHCM^{2,6}
16 Erica S. Shenoy, MD, PhD*^{1,2,4,6,7}

17
18 ¹ Division of Infectious Diseases, Department of Medicine, Massachusetts General
19 Hospital, Boston, MA

20 ² Harvard Medical School, Boston, MA

21 ³ Department of Medicine, Brigham and Women's Hospital, Boston, MA

22 ⁴ Digital eCare, Mass General Brigham, Boston, MA

23 ⁵ Medical Practice Evaluation Center, Massachusetts General Hospital, Boston, MA

24 ⁶ Department of Emergency Medicine, Massachusetts General Hospital, Boston, MA

25 ⁷ Regional Emerging Special Pathogens Treatment Center, Massachusetts General
26 Hospital, Boston, MA

27 ⁸ Infection Control Unit, Massachusetts General Hospital, Boston, MA

28
29 **Keywords:** Monkeypox, person under investigation, PUI, high consequence infectious
30 disease, HCID, clinical decision support systems, CDSS

31
32
33
34 **SUPPLEMENT**

35
36 **‡ Corresponding author:**

37 Erica S. Shenoy, MD, PhD
38 Massachusetts General Hospital
39 Infection Control Unit
40 55 Fruit Street, Bulfinch 334
41 Boston, MA, 02114
42 Phone: 617-643-5637
43 Fax: 617-724-0267
44 eshenoy@mgh.harvard.edu
45

46 **Accessing .MONKEYPOX**

47 The MPX CDSS tool is available to facilities within the Mass General Brigham (MGB)
48 system for the initial determination of whether a patient meets Person Under
49 Investigation (PUI) criteria for monkeypox (MPX). The tool may be accessed as shown
50 in the following series of figures, which are derived from the chart of a test patient.

51 52 Establishing and detailing PUI criteria:

53 The tool may be accessed by opening any note in Epic and typing “.monkeypox”, as
54 shown in **Supplement, Figure 1**. This will populate the note with the tool, which will
55 guide the user through the relevant questions.

56
57 The MPX CDSS tool is designed to proceed through different levels of detail according
58 to the individual patient. The PUI evaluation starts with the assessment of whether the
59 patient has had an otherwise unexplained rash in the last 21 days. An answer may be
60 chosen from one of the dropdown options as shown in **Supplement, Figure 2** and
61 clicking on the appropriate response. If the patient does not have a rash, the tool will
62 indicate that the patient does not meet PUI criteria, making monkeypox unlikely, as
63 shown in **Supplement, Figure 3**.

64
65 If the patient meets the rash criterion, a new series of options including both current
66 CDC epidemiological criteria and risk factors relating to the classical transmission of
67 monkeypox will populate (**Supplement, Table 1**). Full text, where this is not visible
68 within the box shown in **Supplement, Figure 4**, can be seen by hovering over each
69 option. Text in the version of the tool as of August 1, 2022 is as follows, and can be
70 readily modified at any time as epidemiological trends dictate.

- 71 1) Contact with person(s) with a similar appearing rash.
- 72 2) Contact with person(s) with suspected or confirmed MPX.
- 73 3) Close/intimate in-person contact with individuals in a social network experiencing
74 MPX activity (e.g., men who have sex with men).
- 75 4) Travel to a country with confirmed cases of MPX.
- 76 5) Travel to a country where MPX is endemic (Cameroon, Central African Republic,
77 Cote d'Ivoire, Democratic Republic of the Congo, Gabon, Liberia, Nigeria,
78 Republic of the Congo, and Sierra Leone).
- 79 6) Contact with a dead/live animal/pet that is an African endemic species or used a
80 product derived from such animals (e.g., game meat, creams, lotions, powders,
81 etc.).
- 82 7) No epidemiological risk factors.

83
84 If the patient has no epidemiological risk factors as in #7 above, the tool will indicate
85 that the patient does not meet PUI criteria, making monkeypox unlikely, as shown in
86 **Supplementary Figure 5**. Text here, however, includes instructions to call a facility-
87 appropriate backup physician to discuss further if concern for monkeypox on the part of
88 the evaluating clinician remains high for any reason. At MGH, this backup is the
89 Biothreats service, which is staffed at all times by a rotating series of infectious diseases
90 physicians tasked with the initial triage of patients who present with concern for high
91 consequence infectious diseases.

92

93 If the patient meets PUI clinical criteria and epidemiological criteria, additional questions
94 will populate according to the epidemiological risk factor chosen. Text used in the
95 current version of the tool is as follows, where *** prevents a note from being signed
96 without the question being answered or the *** otherwise being manually removed:

- 97 1) Contact with person(s) with a similar appearing rash.
- 98 a. What was the nature of the contact? ***
 - 99 b. When did the contact occur? ***
 - 100 c. Where did the contact occur? ***
 - 101 d. Did the contact have a rash or other symptoms during the period of
 - 102 contact? Yes. {MPX Symptoms:58856} {MPX Sx Onset Date:58857}
 - 103 i. Answering yes to the question of rash or other symptoms during the
 - 104 period of contact will prompt additional boxes specifying the
 - 105 symptoms and date of onset as shown in **Supplement, Figure 6**.
- 106 2) Contact with person(s) with suspected or confirmed MPX.
- 107 a. How was the patient notified their contact has suspected or confirmed
 - 108 MPX? ***
 - 109 b. What was the nature of the contact? ***
 - 110 c. When did the contact occur? ***
 - 111 d. Where did the contact occur? ***
 - 112 e. Did the contact have a rash or other symptoms during the period of
 - 113 contact? Yes. {MPX Symptoms:58856} {MPX Sx Onset Date:58857}
 - 114 i. Answering yes to the question of rash or other symptoms during the
 - 115 period of contact will prompt additional boxes specifying the
 - 116 symptoms and date of onset as in **Supplement, Figure 6** above.
- 117 3) Close/intimate in-person contact with individuals in a social network experiencing
- 118 MPX activity (e.g., men who have sex with men).
- 119 a. Additional questions populating from an affirmative answer to this question
 - 120 are as in #1 above.
- 121 4) Travel to a country with confirmed cases of MPX.
- 122 a. To which countries did the patient travel? ***
 - 123 b. From what date to what date was the patient in which countries? ***
 - 124 c. What was the patient doing in each of their travel destinations? ***
- 125 5) Travel to a country where MPX is endemic (Cameroon, Central African Republic,
- 126 Cote d'Ivoire, Democratic Republic of the Congo, Gabon, Liberia, Nigeria,
- 127 Republic of the Congo, and Sierra Leone).
- 128 a. Additional questions populating from an affirmative answer to this question
 - 129 are as in #4 above.
- 130 6) Contact with a dead/live animal/pet that is an African endemic species or used a
- 131 product derived from such animals (e.g., game meat, creams, lotions, powders,
- 132 etc.).
- 133 a. What was the nature of the animal contact or contact with products? ***
- 134 7) No epidemiological risk factors.

135 Immediate next steps:

136 After detailing the specific questions related to a patient's epidemiological risk, the
137 clinician will be presented with text specifying immediate next steps, including isolation

138 guidelines appropriate to the clinician's location. An example is shown in **Supplement,**
139 **Figure 7.**

140
141 Obtain additional information:

142
143 After reviewing immediate next steps, the clinician will be presented with a series of
144 additional questions detailing the patient's clinical history, specifically the timing,
145 duration, and location of the patient's rash. Additional boxes will prompt the
146 identification of any other symptoms present and when these started. An example is
147 shown in **Supplement, Figure 8.**

148
149 After answering clinical questions as above, the tool will prompt the clinician to answer a
150 series of questions relating to the safe disposition of the patient, which are to aid in
151 decision making on the part of the physician approving testing – at MGH, the Biothreats
152 service – on whether the patient can safely isolate at home. These are shown in
153 **Supplement, Figure 9.** Questions on whether the patient lives alone or has pets will
154 prompt additional questions as shown in **Supplement, Figures 10 and 11.**

155
156 Obtain photos:

157 Text will prompt the clinician evaluating the patient (in person or virtually) to upload
158 photos of the rash in question to the chart. This may assist in assessment of the risk
159 that the patient has monkeypox as well as decisions on whether to pursue therapy with
160 tecovirimat under an investigational protocol. Specific language under this section may
161 be seen in **Supplement, Figures 10 and 11.**

162
163 **Limitations**

164 Although the use of the CDS tool enables the efficient triage of many patients who may
165 meet PUI criteria, clinical judgment is still required for the appropriate management of
166 individual patients. In general, the CDSS is written to be broad – more sensitive than
167 specific – in the hope that this will maintain a low threshold for the identification of
168 patients who may have monkeypox. Further review may then be obtained from a
169 backup physician who can decide what, if any, additional evaluation needs to be done.
170 At MGH, this backup is provided by a dedicated Biothreats service, as discussed above,
171 though infectious disease specialists may serve in a similar capacity at many institutions
172 without the benefit of a separate service.

173
174 Conversely, we have found that there are instances in which the evaluating clinician
175 retains a high suspicion for monkeypox despite the patient not meeting PUI criteria. In
176 these instances, the tool directs the clinician to discuss further with a backup physician
177 as above, who is empowered to override the tool should it be deemed clinically
178 appropriate.

179
180 **Summary**

181 We have described here the implementation of a CDSS that enables frontline clinicians
182 to efficiently determine whether a given patient meets PUI criteria for monkeypox. When
183 this is the case, the tool elicits further information that facilitates additional decisions in

184 consultation with a backup physician service on questions of testing, isolation, and
185 potentially treatment. Importantly, the MPX CDSS Tool is simple to adapt to changing
186 conditions in an outbreak, as has already been done several times in the first 6 weeks
187 of implementation. Thus, care is streamlined by allowing a small subset of physicians to
188 stay fully abreast of an outbreak and, through the centralized maintenance CDSS,
189 promote best practices consistent with the most recent data available.

190

191 **Further Information**

192 For further information on the MPX CDSS Tool and potential for adapting similar
193 strategies at different institutions, please contact David M. Rubins, MD
194 (DRUBINS@BWH.HARVARD.EDU)

195

196 **Supplement Table 1.** CDC Person Under Investigation Criteria for Monkeypox,
197 adapted for Mass General Brigham system, 2022.
198

Both epidemiological and clinical criteria generally must be met; if a clinician is assessing a patient who does not meet the PUI definition but for whom they consider MPX a possibility, they should review with the appropriate individuals as detailed in site specific guidance.

Epidemiological Criteria (one of the following) within 21 days of symptom onset	<ol style="list-style-type: none">1. Reports having contact with a person or people with a similar appearing rash or who received a diagnosis of confirmed or probable monkeypox or2. Had close or intimate in-person contact with individuals in a social network experiencing monkeypox activity, this includes men who have sex with men (MSM) who meet partners through an online website, digital application (“app”), or social event (e.g., a bar or party)3. Traveled outside the US to a country with confirmed cases of monkeypox or where MPXV is endemic (Cameroon, Central African Republic, Cote d’Ivoire, Democratic Republic of the Congo, Gabon, Liberia, Nigeria, Republic of the Congo, and Sierra Leone), or4. Had contact with a dead or live wild animal or exotic pet that is an African endemic species or used a product derived from such animals (e.g., game meat, creams, lotions, powders, etc.)
Clinical Criteria	<p>A new and otherwise unexplained skin rash (exhibiting macular, papular, vesicular, or pustular lesions; generalized or localized; discrete or confluent). The CDC provides images that can assist with clinical recognition here.</p> <p><i>Note that patients may present with a flu-like illness (e.g., fever, chills, malaise, headache, muscle aches) prodrome and new lymphadenopathy (periauricular, axillary, cervical, or inguinal). Illness could be clinically confused with a sexually transmitted infection like syphilis or herpes, or with varicella zoster virus.</i></p>
Sources: CDC Monkeypox, 2022 and MDPH Monkeypox, 2022 .	

199

200

The screenshot displays a software interface for a clinical decision support system. At the top, it shows 'My Note' and 'Progress Notes' with buttons for 'Tag' and 'Share w/ Patient'. Below this is a rich text editor toolbar with icons for bold, italic, link, and other text formatting options. The main text area contains the text '.monkeypox'. A dropdown menu is open, showing a table with two columns: 'Abbrev' and 'Expansion'. The first row is highlighted in blue and contains the text 'MONKEYPOX' and 'Used for evaluation of patients who are con...'. At the bottom of the dropdown, there are 'Refresh (Ctrl+F11)' and 'Close (Esc)' options. The main interface also features a 'Sign when Signing Visit' dropdown, a 'Refresh' button, and 'Accept' and 'Cancel' buttons at the bottom right.

Abbrev	Expansion
MONKEYPOX	Used for evaluation of patients who are con...

Supplementary Figure 1: Initial appearance of the .monkeypox SmartLink.

201

My Note Tag Share w/ Patient

Progress Notes

★ | **B** | abc | ↶ | ? | + | Insert SmartText | ↵ | ↷ | ↶ | ↷ | ↻ | ↵ | 👤

Monkeypox Virus Person Under Investigation (PUI) Evaluation

The following describes the clinical and epidemiological criteria that define an individual who is considered a Person Under Investigation (PUI) for Monkeypox (MPX). The CDC is urging clinicians in the U.S. to be on alert for patients who have rash illnesses consistent with MPX. If the patient has a new and otherwise unexplained rash, this tool will help you determine if they have an epidemiological risk factor and assist in gathering basic information that will be needed.

The CDC provides guidance (including images) that can assist with clinical recognition [here](#). Global and U.S. case counts are available [here](#).

Rash. In the last 21 days, has the patient had a new and otherwise unexplained skin rash?

{MPX Has Rash:58162}


Yes. {MPX Epi:58161}
No. {MGB BUGSY MONKEYPOX NOT PUI:TXT,50980}

Sign when Signing Visit ▼ Refresh Accept Cancel

Supplementary Figure 2: Rash evaluation in the SmartLink.

My Note Tag Share w/ Patient

Progress Notes



Monkeypox Virus Person Under Investigation (PUI) Evaluation

The following describes the clinical and epidemiological criteria that define an individual who is considered a Person Under Investigation (PUI) for Monkeypox (MPX). The CDC is urging clinicians in the U.S. to be on alert for patients who have rash illnesses consistent with MPX. If the patient has a new and otherwise unexplained rash, this tool will help you determine if they have an epidemiological risk factor and assist in gathering basic information that will be needed.

The CDC provides guidance (including images) that can assist with clinical recognition [here](#). Global and U.S. case counts are available [here](#).

Rash. In the last 21 days, has the patient had a new and otherwise unexplained skin rash?
|


No. Patient does not meet MPX PUI criteria. MPX is unlikely. Please proceed with routine evaluation and management.

Sign when Signing Visit

Supplementary Figure 3: Text generated in the event that patient fails to meet PUI clinical criteria.

My Note Tag Share w/ Patient

Progress Notes



Monkeypox Virus Person Under Investigation (PUI) Evaluation

The following describes the clinical and epidemiological criteria that define an individual who is considered a Person Under Investigation (PUI) for Monkeypox (MPX). The CDC is urging clinicians in the U.S. to be on alert for patients who have rash illnesses consistent with MPX. If the patient has a new and otherwise unexplained rash, this tool will help you determine if they have an epidemiological risk factor and assist in gathering basic information that will be needed.

The CDC provides guidance (including images) that can assist with clinical recognition [here](#). Global and U.S. case counts are available [here](#).

Rash. In the last 21 days, has the patient had a new and otherwise unexplained skin rash?

Yes. {MPX Epi:58161}


Contact with person(s) with a similar appearing rash. {MGB BUGSY MPX CONTACT QUE
Contact with person(s) with suspected or confirmed MPX. {MGB BUGSY MPX CONTACT
Close/intimate in-person contact with individuals in a social network experiencing MPX acti
Travel to a country with confirmed cases of MPX. {MGB BUGSY MPX TRAVEL QUESTION
Travel to a country where MPX is endemic (Cameroon, Central African Republic, Cote d'Ivo
Contact with a dead/live animal/pet that is an African endemic species or used a product d
No epidemiological risk factors. {MGB BUGSY MONKEYPOX NO RASH MESSAGE:TXT,5

Sign when Signing Visit Refresh Accept Cancel

Supplementary Figure 4: Evaluation of epidemiological risk factors.

My Note Tag Share w/ Patient

Progress Notes



Monkeypox Virus Person Under Investigation (PUI) Evaluation

The following describes the clinical and epidemiological criteria that define an individual who is considered a Person Under Investigation (PUI) for Monkeypox (MPX). The CDC is urging clinicians in the U.S. to be on alert for patients who have rash illnesses consistent with MPX. If the patient has a new and otherwise unexplained rash, this tool will help you determine if they have an epidemiological risk factor and assist in gathering basic information that will be needed.

The CDC provides guidance (including images) that can assist with clinical recognition [here](#). Global and U.S. case counts are available [here](#).

Rash. In the last 21 days, has the patient had a new and otherwise unexplained skin rash?

Yes. No epidemiological risk factors. Patient does not meet MPX PUI criteria. MPX is unlikely. Please proceed with routine evaluation and management.

If you still consider MPX a possibility for some other reason, please review with the appropriate individuals as detailed in site specific guidance.

Sign when Signing Visit Refresh Accept Cancel

Supplementary Figure 5: Text generated in the event that patient fails to meet PUI epidemiological criteria.

My Note
Progress Notes

Tag Share w/ Patient

★ B abc ↶ ? + Insert SmartText ↷ ↻ ↺ ↻ ↻ ↻ ↻

Monkeypox Virus Person Under Investigation (PUI) Evaluation

The following describes the clinical and epidemiological criteria that define an individual who is considered a Person Under Investigation (PUI) for Monkeypox (MPX). The CDC is urging clinicians in the U.S. to be on alert for patients who have rash illnesses consistent with MPX. If the patient has a new and otherwise unexplained rash, this tool will help you determine if they have an epidemiological risk factor and assist in gathering basic information that will be needed.

The CDC provides guidance (including images) that can assist with clinical recognition [here](#). Global and U.S. case counts are available [here](#).

Rash. In the last 21 days, has the patient had a new and otherwise unexplained skin rash?

Yes. Contact with person(s) with a similar appearing rash.
What was the nature of the contact? ***
When did the contact occur? ***
Where did the contact occur? ***
Did the contact have a rash or other symptoms during the period of contact? Yes. [MPX Symptoms:58856] [MPX Sx Onset Date:58857]

NEXT STEPS

1. **Immediate next steps:** Recent genital ulcer/lesion or concern for STD investigation (PUI) for MPX. Ensure the following:
Other: ***

- **Patient PPE:** Ensure the patient is wearing a facemask.
- **Patient Placement:**
 - In Emergency Department and Inpatient locations, place the patient in an Airborne Infection Isolation Room (AIIR, "negative pressure").
 - When using an AIIR, validate negative airflow (e.g., local protocols may include a tissue test, observation of a visual indicator such as a ping pong ball, or observation of pressure monitors).
 - If an AIIR is not immediately available, place the patient (wearing a facemask) in a private standard room with the door closed and arrange for movement of the patient to an AIIR as soon as possible, if available.
 - If the patient is in a semi-private room at the time of identification as a PUI, ensure both patients are masked, close the curtain, and provide both patients with a commode to use - they should not share the

Sign when Signing Visit Refresh Accept Cancel

Supplementary Figure 6: Detailed questions about symptoms in a patient's contact at the time of contact.

My Note

Progress Notes

Tag Share w/ Patient

★ B abc ↶ ? + Insert SmartText ↵ ↶ ↷ ↻ ↵

Where did the contact occur? ***
Did the contact have a rash or other symptoms during the period of contact? {MPX Sx Y/N:58855}

NEXT STEPS

- Immediate next steps.** Patient may be a Person Under Investigation (PUI) for MPX. Ensure the following:
 - Patient PPE: Ensure the patient is wearing a facemask.
 - Patient Placement:
 - In Emergency Department and Inpatient locations, place the patient in an Airborne Infection Isolation Room (AIIR, "negative pressure").
 - When using an AIIR, validate negative airflow (e.g., local protocols may include a tissue test, observation of a visual indicator such as a ping pong ball, or observation of pressure monitors).
 - If an AIIR is not immediately available, place the patient (wearing a facemask) in a private standard room with the door closed and arrange for movement of the patient to an AIIR as soon as possible, if available.
 - If the patient is in a semi-private room at the time of identification as a PUI, ensure both patients are masked, close the curtain, and provide both patients with a commode to use - they should not share the bathroom.
 - Room airing is per the Strict Isolation Policy.
 - In Ambulatory locations where Aerosol Generating Procedures are not anticipated or planned, place the patient in a standard room, with the door closed. No room airing is required.
- Obtain additional information.** Document additional history below and then page Biothreats (Non-COVID) MD (page 26876)
 - Rash:** Timing, Duration, Location
 - When did the rash start? ***
 - Where is the rash located? ***
 - What does the rash look like? (Please upload photo to chart whenever possible) ***
 - Associated Symptoms:** Does the patient have any other symptoms and if so when did they start (select all that apply)? {MPX Sx Y/N:58855}

Sign when Signing Visit Refresh Accept Cancel

Supplementary Figure 7: Guidance on immediate next steps in the management of patients who meet PUI criteria.

The screenshot shows a web-based form titled "My Note" with a sub-header "Progress Notes". At the top right, there are buttons for "Tag" and "Share w/ Patient". Below the title is a rich text editor toolbar with icons for bold, italic, link, unlink, bulleted list, numbered list, indent, outdent, redo, undo, and insert. The main content area contains the following text and list items:

- Room airing is per the Strict Isolation Policy.
- In Ambulatory locations where Aerosol Generating Procedures are not anticipated or planned, place the patient in a standard room, with the door closed. No room airing is required.

2. **Obtain additional information.** Document additional history below and then page Biothreats (Non-COVID) MD (pager 26876)

Rash: Timing, Duration, Location

- When did the rash start? ***
- Where is the rash located? ***
- What does the rash look like? (Please upload photo to chart whenever possible) ***

Associated Symptoms: Does the patient have any other symptoms and if so when did they start (select all that apply)? Yes. {MPX Symptoms:58856} {MPX Sx Onset Date:58857}

Information required for patient disposition: appropriateness of home isolation and disposition. Note that patients undergoing home isolation should be discharged to home unless approval is obtained from the local health department.

Other: ***

- In what city does the patient live? EVERETT
- Does the patient live alone? {MPX Lives Alone:58392}
- Does the patient have a pet? {MPX Pet Y/N:58390}
- Does the patient use a shared bathroom? {MPX Y/N:58854}
- Does the patient share a bedroom or sleep in a common space? {MPX Y/N:58854}

3. **Obtain photos.** If possible to take a picture of the rash and upload it into the chart, this will expedite the evaluation process and discussions with public health regarding decision to test. Ensure that the device used to take the picture is cleaned and disinfected when exiting the patient room.

Upon signing this note, MPX-Risk will be added to the patient record, and Strict Isolation will be ordered.

At the bottom of the form, there is a "Sign when Signing Visit" dropdown menu, a "Refresh" button, and "Accept" and "Cancel" buttons.

Supplementary Figure 8: Additional clinical questions once a patient has been identified as a potential PUI.

My Note

Progress Notes

Tag Share w/ Patient

★ B abc ↶ ? + Insert SmartText ↷ ↻ ↺ ↻

bathroom.

- Room airing is per the Strict Isolation Policy.
- In Ambulatory locations where Aerosol Generating Procedures are not anticipated or planned, place the patient in a standard room, with the door closed. No room airing is required.

2. **Obtain additional information.** Document additional history below and then page Biothreats (Non-COVID) MD (pager 26876)

Rash: Timing, Duration, Location

- When did the rash start? ***
- Where is the rash located? ***
- What does the rash look like? (Please upload photo to chart whenever possible) ***

Associated Symptoms: Does the patient have any other symptoms and if so when did they start (select all that apply)? {MPX Sx Y/N:58855}

Information required for patient disposition. The following addresses the appropriateness of home isolation and is required to determine the patient's disposition. Note that patients undergoing investigation for MPX cannot be discharged to home unless approval has been granted.

- In what city does the patient live? EVERETT
- Does the patient live alone? {MPX Lives Alone:58392}
- Does the patient have a pet? {MPX Pet Y/N:58390}
- Does the patient use a shared bathroom? {MPX Y/N:58854}
- Does the patient share a bedroom or sleep in a common space? {MPX Y/N:58854}

3. **Obtain photos.** If possible to take a picture of the rash and upload it into the chart, this will expedite the evaluation process and discussions with public health regarding decision to test. Ensure that the device used to take the picture is [cleaned and disinfected](#) when exiting the patient room.

Upon signing this note, MPX-Risk will be added to the patient record, and Strict Isolation will be ordered.

Sign when Signing Visit Refresh Accept Cancel

Supplementary Figure 9: Questions pertinent to the safe disposition of patients who will isolate at home pending monkeypox test results.

My Note

Progress Notes

Tag Share w/ Patient

★ B abc ↶ ? + Insert SmartText ↵ ↶ ↷ ↻ ↵

- Room airing is per the Strict Isolation Policy.
- In Ambulatory locations where Aerosol Generating Procedures are not anticipated or planned, place the patient in a standard room, with the door closed. No room airing is required.

2. **Obtain additional information.** Document additional history below and then page Biothreats (Non-COVID) MD (pager 26876)

Rash: Timing, Duration, Location

- When did the rash start? ***
- Where is the rash located? ***
- What does the rash look like? (Please upload photo to chart whenever possible) ***

Associated Symptoms: Does the patient have any other symptoms and if so when did they start (select all that apply)? {MPX Sx Y/N:58855}

Information required for patient disposition. The following addresses the appropriateness of home isolation and is required to determine the patient's disposition. Note that patients undergoing investigation for MPX cannot be discharged to home unless approval has been granted.

- In what city does the patient live? EVERETT
- Does the patient live alone? No.
- Who lives in the household? ***
- Are there young children (less than 8 years of age) in the home (children are at higher risk for severe MPX)? {MPX Y/N:58854}
- Does the patient live with any individuals who are pregnant, immunocompromised, or who have a history of atopic dermatitis or eczema (these people are at higher risk for severe MPX)? {MPX Y/N:58854}
- Does the patient have a pet? {MPX Pet Y/N:58390}
- Does the patient use a shared bathroom? {MPX Y/N:58854}
- Does the patient share a bedroom or sleep in a common space? {MPX Y/N:58854}

3. **Obtain photos.** If possible to take a picture of the rash and upload it into the chart, this will expedite the evaluation process and discussions with public health regarding decision to test. Ensure that the device used to take the picture is [cleaned and disinfected](#) when exiting the patient room.

Sign when Signing Visit Refresh Accept Cancel

Supplementary Figure 10: Questions about individuals with whom the patient lives in the event that the patient does not live alone.

My Note

Progress Notes

Tag Share w/ Patient

Insert SmartText

- Room airing is per the Strict Isolation Policy.
- In Ambulatory locations where Aerosol Generating Procedures are not anticipated or planned, place the patient in a standard room, with the door closed. No room airing is required.

2. **Obtain additional information.** Document additional history below and then page Biothreats (Non-COVID) MD (pager 26876)

Rash: Timing, Duration, Location

- When did the rash start? ***
- Where is the rash located? ***
- What does the rash look like? (Please upload photo to chart whenever possible) ***

Associated Symptoms: Does the patient have any other symptoms and if so when did they start (select all that apply)? {MPX Sx Y/N:58855}

Information required for patient disposition. The following addresses the appropriateness of home isolation and is required to determine the patient's disposition. Note that patients undergoing investigation for MPX cannot be discharged to home unless approval has been granted.

- In what city does the patient live? EVERETT
- Does the patient live alone? No.
- Who lives in the household? ***
- Are there young children (less than 8 years of age) in the home (children are at higher risk for severe MPX)? {MPX Y/N:58854}
- Does the patient live with any individuals who are pregnant, immunocompromised, or who have a history of atopic dermatitis or eczema (these people are at higher risk for severe MPX)? {MPX Y/N:58854}
- Does the patient have a pet? Yes, {Which of the following pets (select all)?-58391}
- Does the patient have a dog in the bedroom? {MPX Y/N:58854}
- Does the patient have a cat in the bedroom or sleep in a common space? {MPX Y/N:58854}
- Rodent (species: ***)
- Other (specify) ***

3. **Obtain photos.** If possible to take a picture of the rash and upload it into the chart, this will expedite the evaluation process and discussions with public health regarding decision to test. Ensure that the device used to take the picture is [cleaned and disinfected](#) when exiting the patient room.

Sign when Signing Visit Refresh Accept Cancel

Supplementary Figure 11: Questions about any pets that may be in the patient's living environment.