

Association of mortality and aspirin use for COVID-19 residents at VA Community Living Center Nursing Homes

Authors:

Yasin Abul MD^{1, 2, 3}

Frank Devone MS¹

Thomas A Bayer MD^{1, 2, 3}

Christopher Halladay MS¹

Kevin McConeghy PharmD, MS^{1, 2}

Nadia Mujahid MD²

Mriganka Singh MD, MS^{1, 2}

Ciera Leeder MD, MS²

Stefan Gravenstein MD, MPH^{1, 2, 3}

James L. Rudolph MD, MS^{1, 2, 3}

Institutions:

¹Center of Innovation in Long Term Services and Supports, Providence VA Medical Center, Providence, RI

²Division of Geriatric and Palliative Medicine, Warren Alpert Medical School of Brown University, Providence, RI

³Brown University School of Public Health Center for Gerontology and Healthcare Research

Running Title: Covid-19 mortality and Aspirin

Corresponding author information: Yasin Abul MD, yasin_abul@brown.edu

Address: Captain John H. Harwood Research Center at the VA Providence Health Care System, 373 Niagara St., Providence, RI 02907

Grant support: This work was supported by the Center of Innovation in Long-Term Services and Supports for Vulnerable Veterans, VA Providence Health Care System, Providence, RI, and the Office of Academic Affiliations Fellowship Program

Conflict of Interest (Declaration of commercial interest): None

Disclosure: The views expressed in this article are those of the authors and do not necessarily reflect the position or policy of the Department of Veterans Affairs or the United States government

Keywords: COVID-19, aspirin, mortality

Abstract

Background/Objectives: Coronavirus disease 2019 (COVID-19) is associated with a hypercoagulable state and increased thrombotic risk in infected individuals. Several complex and varied coagulation abnormalities were proposed for this association¹. Acetylsalicylic acid (ASA, aspirin) is known to have inflammatory, antithrombotic properties and its use was reported as having potency to reduce RNA synthesis and replication of some types of coronaviruses including human coronavirus-229E (CoV-229E) and Middle East Respiratory Syndrome (MERS)-CoV^{2,3}. We hypothesized that chronic low dose aspirin use may decrease COVID-19 mortality relative to ASA non-users.

Methods: This is a retrospective, observational cohort analysis of residents residing at Veterans Affairs Community Living Centers from December 13, 2020, to September 18, 2021, with a positive SARS-CoV-2 PCR test. Low dose aspirin users had low dose (81mg) therapy (10 of 14 days) prior to the positive COVID date and were compared to aspirin non-users (no ASA in prior 14 days). The primary outcome was mortality at 30 and 56 days post positive test and hospitalization.

Results: We identified 1,823 residents who had SARS-CoV-2 infection and 1,687 residents were eligible for the study. Aspirin use was independently associated with a reduced risk of 30 days of mortality (adjusted HR, 0.60, 95% CI, 0.40-0.90) and 56 days of mortality (adjusted HR, 0.67, 95% CI, 0.47-0.95)

Conclusion: Chronic low dose aspirin use for primary or secondary prevention of cardiovascular events is associated with lower COVID-19 mortality. Although additional randomized controlled trials are required to understand these associations and the potential implications more fully for improving care, aspirin remains a medication with known side effects and clinical practice should not change based on these findings.

Introduction

To date, the severe acute respiratory syndrome coronavirus 2 (SARS-CoV-2) pandemic has affected over 1 million nursing home residents with a mortality rate over 13%⁴. Nursing home residents have substantial risk for adverse outcomes due to age, frailty, and comorbidities. Thrombosis is a key feature of severe COVID-19; individuals with COVID-19 may have a variety of complex coagulation abnormalities that produce a hypercoagulable state. 5-30% of hospitalized COVID-19 patients suffer a major venous thromboembolic event, and up to 3% experience an arterial thromboembolic event, ischemic stroke, and myocardial infarction^{5,6}. This brings into question appropriate assessments and interventions to prevent or treat thrombosis. Aspirin (ASA) may prevent severe COVID-19-related thrombotic effects through several mechanisms including inhibiting platelet activation and aggregation, decreasing platelet-driven inflammation, and preventing thrombogenic extracellular neutrophil rich environments. ASA can also affect viruses by blocking viral propagation, particularly in influenza and hepatitis C viruses^{7,8}. Additionally, ASA is known to play a beneficial role in the prevention and treatment of acute respiratory distress syndrome (ARDS), which can result from acute viral pneumonia, another major morbidity and mortality secondary to COVID-19⁹. The rise of breakthrough cases in people who are fully

vaccinated is another cause of the continuing spread of SARS-CoV-2, with unknown outcomes particularly in the elderly. There is an emerging insight that pre-existing inflammation might be a factor of vaccine responsiveness. Controlling baseline inflammation before vaccination could be a promising solution to boosting vaccine responses ^{10,11}. Multiple observational retrospective studies have shown that prior ASA use is associated with lower mortality rates in patients with COVID-19, albeit with discordant results from meta-analysis ¹²⁻¹⁴. On the other hand, one randomized controlled study of hospitalized patients with COVID-19 did not reveal ASA to have mortality benefit ¹⁵. There is no specific data particularly in frail nursing home patients about using aspirin in COVID-19 pandemics. The US Department of Veterans Affairs (VA) owns, operates, and manages nursing homes called Community Living Centers (CLCs). VA CLC residents are a unique population in which to study baseline chronic ASA use and its association with COVID-19 mortality.

Aim of the Study and Hypothesis

Our study aim was to assess whether ASA use decreases mortality and hospitalization in people with COVID-19. We hypothesized that low dose ASA would be associated with decreased COVID-19 mortality and hospitalization.

Study Methods and Design

Description of Data

Data was taken from the VA Corporate Data Warehouse (CDW), a national, central database that collects and stores electronic health records from 1,255 VA health care facilities across the United States. The VA Health system has been linked on a common electronic medical record for 25 years. For this study, data on demographics, comorbidities, pharmacy, patient location, and vital status were linked from the VA Corporate Data Warehouse. The secondary analysis of clinical

data was approved by the Providence VAMC IRB and R&D committees. Data release is governed by the VA Data Policy and is unable to be released at this time.

Analytic Sample of the Study

This cohort study was conducted at VA CLCs. Among 19,759 CLC residents who had at least one COVID 19 test on record (Figure 1), 17,936 residents were excluded for their negative COVID-19 test status. 136 residents were excluded by intermittent/partial or high dose aspirin use. 1,687 VA CLC residents with SARS-CoV-2 infection confirmed by polymerase chain reaction testing between December 13, 2020, and September 18, 2021, were eligible for this study.

Definitions of variables

Chronic low dose ASA user vs ASA non-user: Chronic low dose ASA users were identified as those taking low dose (81mg) ASA ten out of the 14 days before the date of the positive COVID-19 test result (index date). ASA non-users were defined as those who did not take any dose of ASA in the accrual window/exposure period (Figure 2). These definitions were chosen based on ASA's prolonged duration of action as an irreversible platelet inhibitor which is approximately 10 days¹⁶⁻²⁰. High dose aspirin users and intermittent aspirin users were excluded to better define the homogenous chronic low dose aspirin user group (Figure 1)

Exposure: The conceptual exposure of interest was chronic low dose (81 mg) ASA use that was operationalized as use of aspirin 10 of 14 days prior to the positive COVID date.

Outcomes: The conceptual outcomes of interest in this study were mortality and hospitalization. Since death due to COVID-19 often occurs two to eight weeks after the onset of symptoms or a positive test, mortality was operationalized by calculating 30 days of mortality and 56 days of mortality^{21,22}. Hospitalization was defined as any resident hospitalized within 14 days of a laboratory-confirmed positive COVID-19 test according to CDC definition²³.

Demographics and Covariates

The demographic characteristics of the data collected in the VA National CDW were chosen to summarize the study population. Gender was used as a binary variable with responses “male” and “female.” Race was classified as “white,” “African American,” and “other”. Potential major confounders/covariates of interest for this study included history of major adverse cardiac events (MACE), stroke, atrial fibrillation, myocardial infarction, heart failure, anemia, hematocrit level, and breakthrough infections.

Analyses

Statistical analyses were conducted using R statistical software (Vienna, Austria Version 4.0.1). Standardized mean difference values farther from 0 indicate dissimilar groups, and values >0.1 can be interpreted as potentially meaningful differences. Cox proportional hazards models were used to define the adjusted associations between chronic low dose ASA use and outcomes including mortality and hospitalization after controlling for potential confounders.

Results

From a total of 19,759 CLC residents with at least one COVID-19 test on record, we excluded residents with a negative COVID-19 test status ($n=17,936$) and those with SARS-CoV-2 infection who were high-dose, intermittent/partial aspirin users ($n=136$). The final analytic sample included 1,687 eligible residents with a mean age of 72.28 ± 11.66 years and 3.3% ($n=67$) female. Compared to the ASA non-user group, the chronic low dose ASA user group had higher prevalence of history of stroke, diabetes, hypertension, major cardiac adverse events, congestive heart failure, and Alzheimer's disease related dementias (Table 1).

On unadjusted analysis, the chronic low dose ASA user group, compared to the ASA non-user group had significantly lower mortality rates: 30 days (6.46% [33/511] for ASA user group versus

10.29% [121/1176] for ASA non-user group, SMD >0.1), and 56 days (9.0% [46/511] ASA user group versus 13.18% [155/1176] ASA non-user, SMD >0.1) (Table 1).

After adjusting for confounding variables in the Cox proportional hazards model, aspirin use was independently associated with a reduced 30 day and 56-day mortality risk (adjusted HR, 0.60, 95% CI, 0.40-0.90 for 30 days of mortality; adjusted HR, 0.67, 95% CI, 0.47-0.95 for 56 days of mortality) (Table 2, Figure 3).

Discussion

This study showed that there is an association between chronic low dose use of ASA and a lower mortality rate in CLC residents with COVID-19, compared with non-ASA users. Time-to-event analysis showed the survival difference between the chronic low dose ASA user group and ASA non-user group with the mortality rate favoring the chronic low dose ASA user group after adjusting for other covariates.

Literature supports that ASA may reduce mortality in hospitalized patients with COVID, but there is less evidence in nursing home residents with COVID. Prior work on the association between aspirin use and outcomes of COVID present conflicting findings. Observational retrospective cohort data showed that baseline ASA use was associated with lower mortality compared with those who did not use ASA, particularly in hospitalized patients. This study showed the association of chronic low dose ASA use and lower mortality rate in CLC residents. The meta-analyses reported different conclusions about the effect of ASA on mortality in COVID-19¹²⁻¹⁴.

First meta-analysis included 3 studies and showed mortality among aspirin users was 22.6% with respect to mortality of 18.3% among non-aspirin users (risk ratio 1.12, 95% confidence intervals [0.84, 1.50])¹². Second meta-analysis included six eligible studies and indicated the use of low-dose aspirin was independently associated with a reduced mortality (RR 0.46 [95% confidence interval 0.35–0.61], $P < 0.001$; $I^2 = 36.2\%$)¹⁴. Third and largest meta-analysis included seven

studies and concluded that the use of aspirin was associated with a reduced risk of mortality (RR 0.56, 95% CI 0.38–0.81, $P = 0.002$; $I^2: 68\%$, $P = 0.005$)¹³.

ASA use was reported previously as independently associated with decreased risk of hospital mortality, mechanical ventilation, and intensive care unit (ICU) admission²⁴. A prior ASA prescription was associated with decrease in overall mortality at 14 days and 30 days in COVID-19-positive veterans as well²⁵. On the other hand, one randomized, controlled, open-label, platform trial showed that ASA was not associated with decreased 28-day mortality rate, risk of disease progression leading to the need for invasive mechanical ventilation, or death in patients hospitalized with COVID-19. However, it did show that ASA was associated with a small surge in live hospital discharge within 28 days. Additionally, a small reduction in thrombosis was associated with ASA use (4.6% vs 5.3%) and minimal increase in major bleeding (1.6% vs 1.0%)¹⁵. None of the studies particularly investigate and emphasize possible effect of ASA use before the index date, especially before or during the 5 days incubation period of COVID-19 which could be actual reasoning of different results of meta-analyses.

Previous observational cohort studies have included dosages of ASA ranging from 75-150mg (75mg, 81mg, 100mg, and 150mg respectively) and administered at various times in the clinical course of COVID-19^{13,24-29}. In contrast to previous observational studies of the effects of aspirin in COVID-19, our precise exposure definition assures consistency of treatment. Our inclusion of only long-stay CLC residents makes our findings especially relevant to the care of long-term care residents, a medically complex population who has suffered a disproportionate burden of COVID-19 morbidity and mortality.

The association between ASA use and lower mortality in CLC residents with COVID-19 may be related to multiple factors. First, the antithrombotic effect of ASA could have an impact on prothrombotic, and hypercoagulable states induced by COVID-19. Through this mechanism, ASA could be proposed to prevent thrombotic complications including COVID-related myocardial

infarction, stroke, deep vein thrombosis, arterial thrombosis, or pulmonary embolism³⁰⁻³³. Second, the proposed protective effect might be from the antiviral properties of ASA which has previously been shown for viruses of H1N1, MERS-CoV, and CoV-229E^{3,13,34}. This antiviral property is modulated by different pathways including the nuclear factor kappa beta (NF- κ B) pathway^{3,35}.

It is acceptable to keep low dose aspirin therapy if the individual is already on it for another indication and to use low dose aspirin for standard indications. However, contraindications and adverse effects of aspirin must be always in consideration, particularly in relation to bleeding risk in frail, elderly population. Given the low certainty of current data, the risk benefit ratio should be assessed before starting aspirin in individuals with COVID-19.

Strengths and Limitations

The present study limits generalizability due to its retrospective observational design, and the study population's small sample size, male predominance, and higher frequency of multiple comorbidities. Another limitation is the presence of potential diverse, unpredictable, and unmeasured confounders.

Next steps would be to perform further sensitivity analysis to understand if the association between ASA use and mortality is a true cause and effect association and if there are other confounding factors such as concomitant use of other antithrombotic medication use.

Conclusion

Low dose ASA use is associated with lower mortality in VA CLC residents with COVID-19. While the association is important to explore further, ASA remains a medication with known side effects and clinical practice should not change based on these findings, particularly in long-term, frail nursing home residents. It is acceptable to use ASA for standard indications and to continue ASA if the patient is on it for different evidence-based indications.

Acknowledgement: The authors thank Margo Katz for providing editorial assistance for this manuscript

References

1. Maier CL, Truong AD, Auld SC, Polly DM, Tanksley CL, Duncan A. COVID-19-associated hyperviscosity: a link between inflammation and thrombophilia? *Lancet* 2020;395:1758-9.
2. Bianconi V, Violi F, Fallarino F, Pignatelli P, Sahebkar A, Pirro M. Is Acetylsalicylic Acid a Safe and Potentially Useful Choice for Adult Patients with COVID-19 ? *Drugs* 2020;80:1383-96.
3. Muller C KN, Ziebuhr J, Pleschka S. . D, L-lysine acetylsalicylate + glycine impairs coronavirus replication. *J Antivir Antiretrovir* 2016;8:142–50.
4. Center for Medicare and Medicaid Services COVID-19 Nursing Home Data Accessed July 27, 2022. at <https://data.cms.gov/covid-19/covid-19-nursing-home-data>.)
5. Jiménez D, García-Sánchez A, Rali P, et al. Incidence of VTE and Bleeding Among Hospitalized Patients With Coronavirus Disease 2019: A Systematic Review and Meta-analysis. *Chest* 2021;159:1182-96.
6. Kunutsor SK, Laukkanen JA. Incidence of venous and arterial thromboembolic complications in COVID-19: A systematic review and meta-analysis. *Thromb Res* 2020;196:27-30.
7. McCarty MF, Block KI. Preadministration of high-dose salicylates, suppressors of NF-kappaB activation, may increase the chemosensitivity of many cancers: an example of proapoptotic signal modulation therapy. *Integr Cancer Ther* 2006;5:252-68.
8. Trujillo-Murillo K, Rincón-Sánchez AR, Martínez-Rodríguez H, et al. Acetylsalicylic acid inhibits hepatitis C virus RNA and protein expression through cyclooxygenase 2 signaling pathways. *Hepatology* 2008;47:1462-72.
9. Panka BA, de Grooth HJ, Spoelstra-de Man AM, Looney MR, Tuinman PR. Prevention or Treatment of Ards With Aspirin: A Review of Preclinical Models and Meta-Analysis of Clinical Studies. *Shock* 2017;47:13-21.
10. Alter G, Sekaly RP. Beyond adjuvants: Antagonizing inflammation to enhance vaccine immunity. *Vaccine* 2015;33 Suppl 2:B55-9.
11. Chambers ES, Akbar AN. Can blocking inflammation enhance immunity during aging? *J Allergy Clin Immunol* 2020;145:1323-31.
12. Salah HM, Mehta JL. Meta-Analysis of the Effect of Aspirin on Mortality in COVID-19. *Am J Cardiol* 2021;142:158-9.
13. Wijaya I, Andhika R, Huang I, Purwiga A, Budiman KY. The effects of aspirin on the outcome of COVID-19: A systematic review and meta-analysis. *Clin Epidemiol Glob Health* 2021;12:100883.
14. Martha JW, Pranata R, Lim MA, Wibowo A, Akbar MR. Active prescription of low-dose aspirin during or prior to hospitalization and mortality in COVID-19: A systematic review and meta-analysis of adjusted effect estimates. *Int J Infect Dis* 2021;108:6-12.
15. Group RC. Aspirin in patients admitted to hospital with COVID-19 (RECOVERY): a randomised, controlled, open-label, platform trial. *Lancet* 2022;399:143-51.
16. Patrono C, Ciabattini G, Patrignani P, et al. Clinical pharmacology of platelet cyclooxygenase inhibition. *Circulation* 1985;72:1177-84.
17. Capone ML, Tacconelli S, Sciulli MG, et al. Clinical pharmacology of platelet, monocyte, and vascular cyclooxygenase inhibition by naproxen and low-dose aspirin in healthy subjects. *Circulation* 2004;109:1468-71.

18. Campbell CL, Smyth S, Montalescot G, Steinhubl SR. Aspirin dose for the prevention of cardiovascular disease: a systematic review. *JAMA* 2007;297:2018-24.
19. Wheat HL, Irani E, Hughes J, Josephson R, Dolansky MA. Insights from Monitoring Aspirin Adherence: A Medication Adherence Cascade Tool. *Patient Prefer Adherence* 2021;15:1639-46.
20. Awtry EH, Loscalzo J. Aspirin. *Circulation* 2000;101:1206-18.
21. Wilson N, Kvalsvig A, Barnard LT, Baker MG. Case-Fatality Risk Estimates for COVID-19 Calculated by Using a Lag Time for Fatality. *Emerg Infect Dis* 2020;26:1339-441.
22. Yang X, Yu Y, Xu J, et al. Clinical course and outcomes of critically ill patients with SARS-CoV-2 pneumonia in Wuhan, China: a single-centered, retrospective, observational study. *Lancet Respir Med* 2020;8:475-81.
23. CDC. COVID-19. Coronavirus disease 2019 (COVID-19)-Associated Hospitalization Surveillance Network (COVID-NET). Atlanta, GA: US Department of Health and Human Services, CDC; 2021. Accessed July 7, 2022. at <https://www.cdc.gov/coronavirus/2019-ncov/covid-data/covid-net/purpose-methods.html>.)
24. Chow JH, Khanna AK, Kethireddy S, et al. Aspirin Use Is Associated With Decreased Mechanical Ventilation, Intensive Care Unit Admission, and In-Hospital Mortality in Hospitalized Patients With Coronavirus Disease 2019. *Anesth Analg* 2021;132:930-41.
25. Osborne TF, Veigulis ZP, Arreola DM, Mahajan SM, Roosli E, Curtin CM. Association of mortality and aspirin prescription for COVID-19 patients at the Veterans Health Administration. *PLoS One* 2021;16:e0246825.
26. Liu Q, Huang N, Li A, et al. Effect of low-dose aspirin on mortality and viral duration of the hospitalized adults with COVID-19. *Medicine (Baltimore)* 2021;100:e24544.
27. Sahai A, Bhandari R, Godwin M, et al. Effect of aspirin on short-term outcomes in hospitalized patients with COVID-19. *Vasc Med* 2021;26:626-32.
28. Meizlish ML, Goshua G, Liu Y, et al. Intermediate-dose anticoagulation, aspirin, and in-hospital mortality in COVID-19: A propensity score-matched analysis. *Am J Hematol* 2021;96:471-9.
29. Yuan S, Chen P, Li H, Chen C, Wang F, Wang DW. Mortality and pre-hospitalization use of low-dose aspirin in COVID-19 patients with coronary artery disease. *J Cell Mol Med* 2021;25:1263-73.
30. Chow JH, Rahnavard A, Gomberg-Maitland M, et al. Association of Early Aspirin Use With In-Hospital Mortality in Patients With Moderate COVID-19. *JAMA Netw Open* 2022;5:e223890.
31. Li Y, Li M, Wang M, et al. Acute cerebrovascular disease following COVID-19: a single center, retrospective, observational study. *Stroke Vasc Neurol* 2020;5:279-84.
32. Wichmann D. Autopsy Findings and Venous Thromboembolism in Patients With COVID-19. *Ann Intern Med* 2020;173:1030.
33. Mohamed-Hussein AAR, Aly KME, Ibrahim MAA. Should aspirin be used for prophylaxis of COVID-19-induced coagulopathy? *Med Hypotheses* 2020;144:109975.
34. Glatthaar-Saalmüller B, Mair KH, Saalmüller A. Antiviral activity of aspirin against RNA viruses of the respiratory tract-an in vitro study. *Influenza Other Respir Viruses* 2017;11:85-92.
35. Mazur I, Wurzer WJ, Ehrhardt C, et al. Acetylsalicylic acid (ASA) blocks influenza virus propagation via its NF-kappaB-inhibiting activity. *Cell Microbiol* 2007;9:1683-94.

Table 1: Baseline Characteristics of VA CLC residents by ASA use

	Overall	Low dose ASA User Group	ASA Non- User Group	SMD
N	1,687 (100%)	511(30.3%)	1,176(69.7%)	NA
Age	72.28(11.6%)	73.49 (9.5%)	71.75(12.4%)	0.156
Male	1,620(96.0%)	494 (96.6%)	1,126(95.7%)	0.048
Race: White	1,145 (67.8%)	357 (69.8%)	788(67%)	0.061
Race: African American	386 (22.8%)	114 (22.3%)	272(23.1%)	0.019
Race: Other	156 (9.2%)	40 (7.8%)	116 (9.8%)	0.071
Breakthrough cases	742 (4.9%)	205 (40.1%)	537 (45.6%)	0.112
Long stay (>100 days)	970 (57.5%)	354 (69.2%)	616 (52.3%)	0.351
Previously hospitalized	1,100(65.2%)	289 (56.5%)	811 (68.9%)	0.258
Prop days aspirin use	0.30 (0.46)	0.99 (0.04)	<10 (NA)	NA
Diabetes Mellitus	846 (50.1%)	318 (62.2%)	528(44.9%)	0.352
Hypertension	1,259(74.6%)	404 (79.0%)	855 (72.7%)	0.149
Congestive Heart Failure	448 (26.5%)	163 (31.9%)	285(24.2%)	0.171
Chronic Pulmonary Diseases	582 (34.5%)	206 (40.3%)	376(31.9%)	0.174
Valvular heart disease	151(8.9%)	45(8.8%)	106(9.0%)	0.007
Alcohol use	218 (12.9%)	53(10.3%)	165(14.0%)	0.112
Illicit drug use	157(9.3%)	38(7.4%)	119(10.1%)	0.094
Anemia	754 (44.6%)	240 (46.9%)	514 (43.7%)	0.065
Depression	770 (45.6%)	261 (51.0%)	509 (43.2%)	0.156
Tumor	295 (17.5%)	73 (14.3%)	222 (18.9%)	0.123
Psychoses	487 (28.9%)	166 (32.5%)	321 (27.3%)	0.113
Renal disease	389 (23.0%)	138 (27.0%)	251 (21.3%)	0.133
ADRD	940 (55.7%)	330(64.58%)	610 (51.8%)	0.259
Atrial Fibrillation	193 (11.4%)	55 (10.7%)	138 (11.7%)	0.030
TBI	104 (6.1%)	30 (5.8%)	74 (6.29%)	0.017
MACE	647 (38.3%)	247 (48.3%)	400 (34.0%)	0.294
Stroke	416 (24.6%)	195 (38.1%)	221 (18.7%)	0.439
BUN >16.5 mg/dL	860 (50.9%)	291 (56.9%)	569 (48.3%)	0.172
Sodium <135 mEq/L	205 (12.1%)	62 (12.1%)	143 (12.1%)	0.0008
BNP > 100 pg/mL	324 (19.2%)	126 (24.6%)	198 (16.8%)	0.194
Hematocrit Gendered Binary	860 (50.9%)	281 (54.9%)	579 (49.2%)	0.115
Creatinine >1.5 mg/dL	232 (13.7%)	85 (16.6%)	147 (12.5%)	0.117
One Pulse Ox reading <88%	127 (7.5%)	37 (7.2%)	90 (7.6%)	0.015

SMD: Standardized mean difference (values farther from 0 indicate dissimilar groups, and values >0.1 can be interpreted as potentially meaningful differences.). TBI: Traumatic brain injury; BNP: Brain natriuretic peptide; Pulse Ox: Pulse oximetry; ADRD: Alzheimer's disease related dementias; MACE: Major adverse cardiac events

Table 2: Cox Proportional Hazard model to examine the effect of ASA on mortality

Variable	Low Dose ASA user group	ASA non-user group	SMD	Unadjusted HR (95% of CI)	Adjusted HR (95% of CI)
30 days of mortality	154 (9.1%)	33 (6.4%)	121 (10.2%)	0.61 (0.41-0.89)	0.60 (0.4- 0.9)
56 days of mortality	201 (11.9%)	46 (9%)	155 (13.1%)	0.66 (0.47-0.92)	0.67 (0.47-0.95)
Hospitalization	352 (20.8%)	103 (20.1%)	249 (21.1%)	0.88 (0.67-1.14)	0.8 (0.60-1.07)

SMD: Standardized mean difference (values farther from 0 indicate dissimilar groups, and values >0.1 can be interpreted as potentially meaningful differences.). HR: Hazard ratio; CI: Confidence interval

Tables and Figure Legends

Table 1: Baseline Characteristics of VA CLC residents by ASA use

Footnote of Table-1: SMD: Standardized mean difference (values farther from 0 indicate dissimilar groups, and values >0.1 can be interpreted as potentially meaningful differences.). TBI: Traumatic brain injury; BNP: Brain natriuretic peptide; Pulse Ox: Pulse oximetry; ADRD: Alzheimer's disease related dementias; MACE: Major adverse cardiac events

Table 2: Cox Proportional Hazard model to examine the effect of ASA on mortality

Footnote of Table-2: SMD: Standardized mean difference (values farther from 0 indicate dissimilar groups, and values >0.1 can be interpreted as potentially meaningful differences.). HR: Hazard ratio; CI: Confidence interval

Figure 1: Consort diagram of CLC residents enrolled in the study

Figure 2: Recruitment timeline showing accrual window, look back window, observation window and maximum follow up days to visualize the study design

Figure 3: Longitudinal risk outcome in those with/without exposure, survival curve for 30 and 56 days of mortality. Patients are stratified by aspirin use. Patients that reached the maximum follow-up observation period are right-censored. ASA use was associated with a decreased hazard for 30 and 56 days of mortality (adjusted HR, 0.60, 95% CI, 0.40-0.90 for 30 days of mortality; adjusted HR, 0.67, 95% CI, 0.47-0.95 for 56 days of mortality). CI indicates confidence interval; HR indicates hazard ratio.

VA CLC Cohort with at least
one COVID-19 test on
record
n=19,759

Excluded individuals by
negative COVID-19 test status
n=17,936

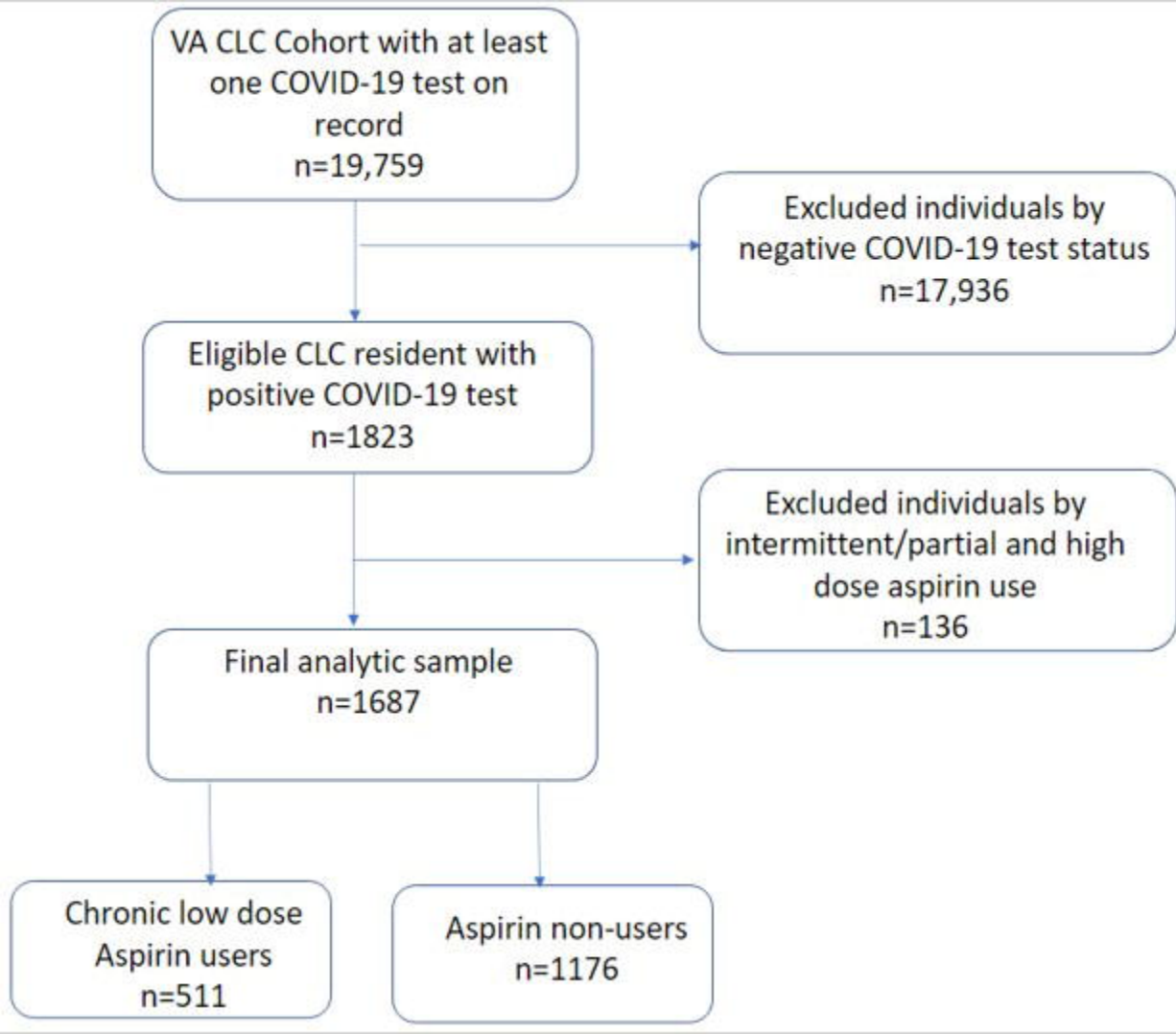
Eligible CLC resident with
positive COVID-19 test
n=1823

Excluded individuals by
intermittent/partial and high
dose aspirin use
n=136

Final analytic sample
n=1687

Chronic low dose
Aspirin users
n=511

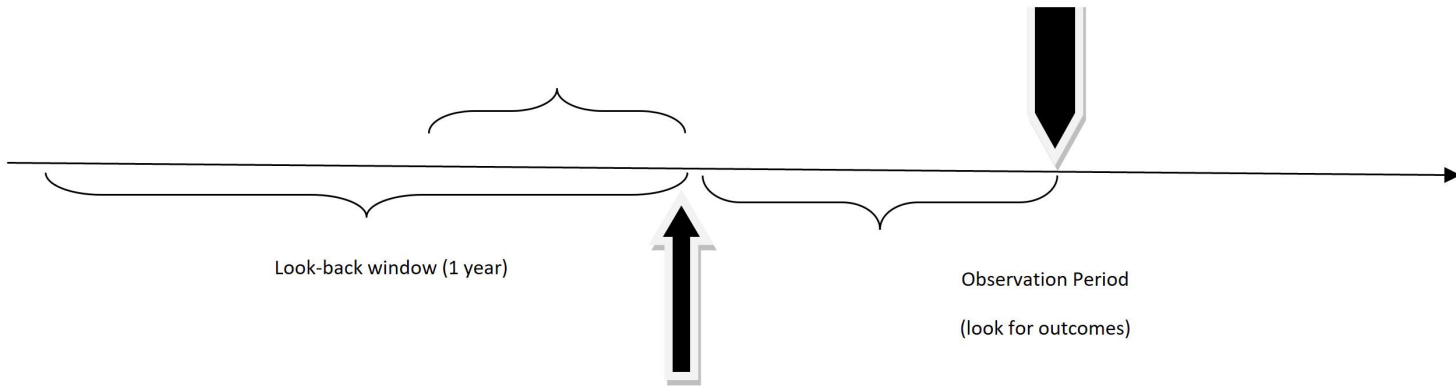
Aspirin non-users
n=1176



Accrual Window (81 mg aspirin during 10 of 14 days)

Max Follow-Up (index + 56 days)

Time



Look-back window (1 year)

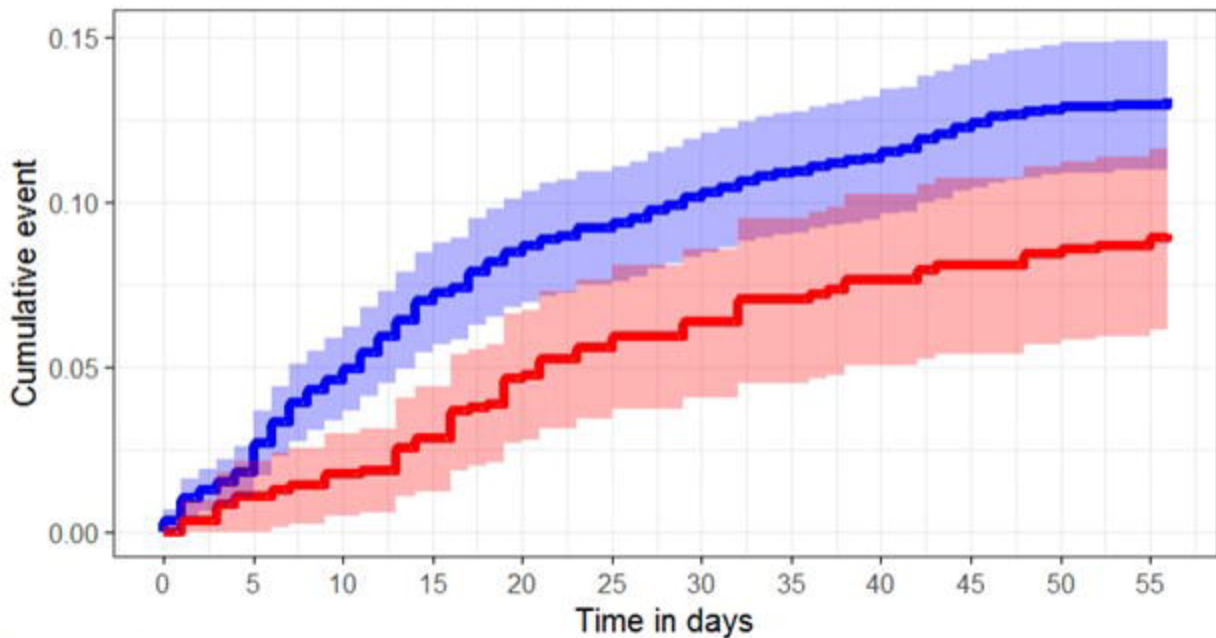
Index Date

COVID19 test positive date

Observation Period

(look for outcomes)

Strata **No Aspirin** **Aspirin**



Number at risk

Strata	Number at risk						
	0	5	10	15	20	25	30
No Aspirin	1176	1155	1122	1095	1078	1069	1057
Aspirin	511	507	503	498	487	482	478

Number at risk

Strata	Number at risk															
	0	4	8	12	16	20	24	28	32	36	40	44	48	52	56	
No Aspirin	1176	1158	1131	1112	1092	1078	1069	1062	1053	1047	1042	1033	1027	1024	1023	
Aspirin	511	508	505	502	498	487	482	480	478	476	473	471	471	468	466	