

Risk of BA.5 infection in individuals exposed to prior SARS-CoV-2 variants

João Malato^{1,2}, Ruy M. Ribeiro^{1,5}, Pedro Pinto Leite⁶, Pedro Casaca⁶, Eugénia Fernandes⁶,
Carlos Antunes³, Válder R. Fonseca^{1,4}, Manuel Carmo Gomes^{*,3,4}, and Luis Graca^{*,1,4}

1. Instituto de Medicina Molecular João Lobo Antunes, Faculdade de Medicina, Centro Académico de Medicina de Lisboa, Universidade de Lisboa, Lisboa, Portugal.
 2. CEAUL - Centro de Estatística e Aplicações da Universidade de Lisboa, Lisboa, Portugal.
 3. Faculdade de Ciências, Universidade de Lisboa, Lisboa, Portugal
 4. Comissão Técnica de Vacinação contra a COVID-19, Direção Geral de Saúde, Lisboa, Portugal.
 5. Theoretical Biology and Biophysics, Los Alamos National Laboratory, Los Alamos, NM 87545.
 6. Direção de Serviços de Informação e Análise, Direção Geral da Saúde, Lisboa, Portugal.
- *. Joint senior authors.

Correspondence: Luis Graca, lgraca@medicina.ulisboa.pt ;
Manuel Carmo Gomes, mcgomes@fc.ul.pt

Abstract

The SARS-CoV-2 omicron BA.5 subvariant is progressively displacing earlier subvariants, BA.1 and BA.2, in many countries. One possible explanation is the ability of BA.5 to evade immune responses elicited by prior BA.1 and BA.2 infections. The impact of BA.1 infection on the risk of reinfection with BA.5 is a critical issue because adapted vaccines under current clinical development are based on BA.1.

We used the national Portuguese COVID-19 registry to analyze the risk of BA.5 infection in individuals without a documented infection or previously infected during periods of distinct variants' predominance (Wuhan-Hu-1, alpha, delta, BA.1/BA.2). National predominance periods were established according to the national SARS-CoV-2 genetic surveillance data (when one variant represented >90% of the sample isolates).

We found that prior SARS-CoV-2 infection reduced the risk for BA.5 infection. The protection effectiveness, related to the uninfected group, for a first infection with Wuhan-Hu-1 was 52.9% (95% CI, 51.9 – 53.9%), for Alpha 54.9% (51.2 – 58.3%), for Delta 62.3% (61.4 – 63.3%), and for BA.1/BA.2 80.0% (79.7 – 80.2%).

The results ought to be interpreted in the context of breakthrough infections within a population with a very high vaccine coverage (>98% of the study population completed the primary vaccination series).

In conclusion, infection with BA.1/BA.2 reduces the risk for breakthrough infections with BA.5 in a highly vaccinated population. This finding is critical to appraise the current epidemiological situation and the development of adapted vaccines.

Results and Discussion

In recent months, omicron (B.1.1.529) became the dominant SARS-CoV-2 variant, displaying some degree of immune evasion^{1,2}. The initial omicron subvariants, BA.1 and BA.2, are being progressively displaced by BA.5 in many countries, possibly due to greater transmissibility and partial evasion of BA.1/BA.2-induced immunity^{3,4}. The protection afforded by BA.1 towards BA.5 infection is critical as adapted vaccines under clinical trials are based on BA.1.

Portugal was one of the first countries affected by a BA.5 predominance. We used the national COVID-19 registry (*SINAVE*) to calculate the risk of BA.5 infection in individuals with documented infection with past variants, namely BA.1/BA.2. The registry includes all reported cases in the country, regardless of clinical presentation.

The national SARS-CoV-2 genetic surveillance identified periods when different variants represented >90% of the isolates⁵. We identified all individuals that had the first infection in periods of dominance of each variant, and a second infection in the period of BA.5 dominance (Figure 1A). We pooled BA.1 and BA.2 because of the slow transition between the two subvariants in the population. Finally, we calculated the risk of BA.5 infection for the population that did not have any documented infection before the BA.5 dominance (June 1st).

We found that prior SARS-CoV-2 infection has a protective effect regarding BA.5 infection (Table 1, Figure 1B), and this protection is maximal for prior infection with BA.1/BA.2.

These data should be considered in the context of breakthrough infections in a highly vaccinated population, given that in Portugal over 98% of the study population completed the primary vaccination series before 2022.

One limitation is the putative effect of immune waning in a population with hybrid immunity (infection + vaccine). We found that BA.1/BA.2 infection in vaccinated individuals provides higher protection against BA.5, in line with a recent report with a test-negative design⁶. However, BA.1/BA.2 infections occurred closer to the period of BA.5 dominance. There is a perception that protection afforded by prior BA.1/BA.2 infection is very low, given the high number of BA.5 infections in individuals with prior BA.1/BA.2 infection. Our data indicates that this perception likely is a consequence of the larger pool of individuals with BA.1/BA.2 infection, and it is not supported by the data.

Overall, we found that breakthrough infections with the BA.5 subvariant are less likely in individuals with a prior SARS-CoV-2 infection history in a highly vaccinated population, especially for prior BA.1/BA.2 infection.

In this study, we divided the Portuguese epidemic curve into time strata, each characterized by the dominance of one of the SARS-CoV-2 variants or subvariants. We then estimated the risk of infection during the Omicron/BA.5 period, for naïve individuals and for those infected in every stratum at least 90 days before the BA.5 period.

We found that, among a highly vaccinated population, the risk of infection by BA.5 was greater for individuals who had no documented infection, as compared to those who acquired hybrid immunity following a SARS-CoV-2 infection. We also found those infected with the Omicron BA.1/BA.2 subvariants were less at risk of a BA.5 infection than individuals infected with a previous variant. This heightened protection following BA.1/BA.2 infection can be due to the induction of a more effective immune protection towards BA.5 and/or to the shorter time elapsed between infection and exposure to the Omicron BA.5 subvariant.

We used a registry-based study that lacks the precision of a test-negative design⁷. However, the large number of cases that we used, resorting to the entire resident population of Portugal over 12 years old, led to a risk estimate for individuals with prior BA.1/BA.2 infection extremely close to an estimate from Qatar based on a test-negative design⁶. The effectiveness of protection of BA.1/BA.2 infection against BA.4/BA.5 was calculated in the study from Qatar as 79.7% (95% CI: 74.3 – 83.9%), in striking agreement with our data: 80.0% (79.7 – 80.2%). Our estimate for effectiveness of protection for individuals infected with SARS-CoV-2 pre-omicron variants was higher than in the study from Qatar, but not too dissimilar from a recent systematic review and meta-analysis that evaluated protection against omicron⁸.

The risk of infection is influenced by the immune status following vaccination and infection and by the time elapsed between the first infection and the BA.5 period due to immune waning. Both issues may be interlocked: in situations where some degree of

immune evasion is present, the waning of protection appears to be more rapid. Omicron subvariants are known to differ from pre-omicron variants in having a higher capacity to evade humoral immunity¹⁻⁴. It was demonstrated for immune responses directed towards SARS-CoV-2 that the decline of neutralizing antibodies over time appears to follow a similar slope⁹. Hence, partial immune evasion can lead to a lower titre of neutralizing antibodies that, with a similar slope of decline, will tend to be faster in reaching a level of neutralizing antibodies unable to sustain protection from infection. The relationship between immune evasion and more rapid waning was well illustrated for omicron subvariants¹⁰. Still, the protection that we are calculating is the protection relevant for public health since infection with previous variants occurred at different times in the past. In any case, for public health, the critical information is related to the protection against BA.5 observed with individuals infected with previous variants at the time they were in circulation, as it represents the current situation.

In addition, for the interval that we studied (3 – 5 months after BA.1/BA.2 infection), it is important that the protection conferred by this hybrid immunity remains very significant compared with people vaccinated and without documented infection, or with infection with pre-omicron variants. Indeed, our results are consistent with other studies showing that omicron subvariants are superior to pre-omicron variants in leading to greater protection against other omicron subvariants^{6-8,11}. Subsequent studies, with longer follow-up, will be necessary to establish the extent of a putative (but likely) effect of immune waning in this hybrid immunity.

A possible confounder to our results is the presence of undocumented infections among the “uninfected” group of individuals (without a positive test in the registry). A national serologic survey was performed by the National Health Institute Ricardo Jorge before vaccination and at different times following vaccination (using SARS-CoV-2 specific anti-N IgG)¹². With data from the last national serologic survey, we estimated the population with serologic evidence of SARS-CoV-2 infection that was not detected by testing (i.e., that was not present in the COVID-19 registry) as 29.2% of the notified infections¹².

We modeled the impact of the presence within the “uninfected” group of unreported infected individuals (in a frequency coherent with the national serologic survey). For this, we calculated the number of all SARS-CoV-2 infections before June 1st and

multiplied this number by 0.292 to obtain the number of undetected cases (605,944; Table 2). This number of undetected cases was subtracted from the “uninfected”. Next, we removed the reinfections with BA.5 assigned to “uninfected” for the 605,944 individuals that were, in fact, infected. For this, we used the absolute risk calculated for the entire population of individuals that had an infection until 90 days before June 1st 2022 – this strategy considers the relative contribution of the number of infections with the distinct variants (and even periods when no variant was dominant) and their risk. The absolute risk was calculated as 0.020. Hence, the number of BA.5 infections that was excluded from the previously uninfected was 12,208. It is not necessary to distribute the new cases of infection for the different groups of variants as these extra cases of infection, and their respective reinfections would not change the relative risks (since this distribution would be proportional across all groups).

Table 2 shows that including the unreported positive cases led to a slight increase in the effectiveness of protection (for BA.1/BA.2 from 80% to 82%) (Figure 2A). We further explored this sensitivity by considering that unreported cases comprised 20% or 40% of infected cases and redoing the protection calculations (Figure 2B). In all situations, consideration of unreported cases lead to an increase in the risk of primary BA.5 infection in the previously uninfected group, and thus an increase in the relative protection of infection with a prior SARS-CoV-2 variant.

We note that we could also consider unreported cases in each of the groups with previous infection with different variants. This would increase by some percentage the number of first infections with Wuhan-Hu-1, Alpha, Delta, and BA.1/BA.2, leading to a lower absolute risk of secondary infection with BA.5 in these groups. Relative to no previous infection, this would increase the protection of having had an infection before. Finally, the number of cases of BA.5 could also be larger, because of unreported cases. However, any increase in these numbers would affect all groups (uninfected and previously infected) in a similar proportion, because we are considering BA.5 infections over the same time frame in all cases. Thus, putative unreported cases in BA.5 would have minimal impact on the relative protection of the previous infections. We assumed that the frequency of unreported cases of infection remained relatively constant over the periods of dominance with different variants. It is very likely that the frequency of

unreported cases increased during the period of BA.5 dominance, given the change in the testing policy in Portugal. However, for the reasons given above, the change in this period is expected to affect all groups similarly. It is anticipated that more subtle changes in the frequency of unreported cases occurred over the previous periods, given the maintenance of public health policies, namely regarding testing. This is also confirmed by the relatively constant frequency of estimated unreported cases in the three periods evaluated by the national COVID-19 serologic survey¹².

The sensitivity analysis with a variable percentage of false negatives confirmed that the main conclusions are similar despite this issue. The experimental design does not account, however, for characteristics that may differ between infected and uninfected: some high-risk occupations, lifestyles, and living environments may place individuals consistently at higher risk, that were likely to be infected earlier in the pandemic. Nevertheless, our data is coherent with several other reports consistently showing greater protection of omicron subvariants towards reinfection with other omicron subvariants^{6,11}.

The popular perception that BA.1/BA.2 infection cannot protect against BA.5 reinfection, a consequence of the observation that many people infected in the first two months of 2022 (BA.1/BA.2 dominance) were reinfected by BA.5 is a perception error. Probably explained by the very high number of infections caused by BA.1/BA.2. In Portugal, there were 1.97 million documented infections in January-February/2022 alone, which compares with 1.42 million during the entire epidemic before.

Our results, together with a similar report⁶, show that infection with BA.1/BA.2 of a population mostly vaccinated provided significant protection against BA.5 reinfection. At a time when BA.1-based adapted vaccines are under clinical development, this information is of great importance.

Methods

Participant selection

The population included in the study was all Portuguese residents aged 12 years and older, obtained from the National Census 2021¹³.

We used the national COVID-19 registry (*SINAVE*) to obtain information on all notified cases of infection, irrespective of clinical presentation. The “uninfected” population was defined as the population over 12 years of age without a documented infection in the registry. The number of uninfected people in June 1st 2022 (the start of the study period) was 5 328 287, representing 57% of the Portuguese population over 12.

The data available in the national COVID-19 registry (*SINAVE*) only include cases of tests (PCR tests and rapid antigen tests) performed by healthcare workers in accredited diagnostic facilities. Testing by an accredited facility is a requisite for access to social security compensation for days of isolation – this is a reason for the comprehensiveness of the registry and the exclusive inclusion of validated tests. Only tests performing above the EU-defined minimum for test sensitivity and specificity are used in Portugal. Furthermore, until recently, Portugal had a wide and mandatory testing policy, requiring the presentation of tests for access to several locations, even for vaccinated people (namely, access to entertainment, sports, or healthcare venues).

It is anticipated that the population we classified as “uninfected” contained individuals with a prior unnoticed infection. This issue is discussed below.

We used the national SARS-CoV-2 genetic surveillance database⁵ to identify periods when different variants represented >90% of the sample isolates, as also used in other studies⁶. With this information, we identified the individuals who were infected in the period of dominance of each variant (Wuhan-Hu-1, Alpha, Delta, BA.1/BA.2, BA.5; Table 3). We pooled the BA.1 and BA.2 infections, given the slow transition between the period of dominance of these two subvariants.

We excluded from the analyses all individuals who had more than one infection before June 1st (see the flowchart in Figure 3).

Reinfection was defined as two positive tests in the same individual, at least 90 days apart¹⁴. Consequently, all cases of infection in the 90 days before the start of BA.5 dominance were not included, as these would not classify as “in risk of reinfection” for the entire duration of the test period under the definition above.

In summary, the population included in the study comprises: (1) All individuals resident in Portugal aged 12 years and older without a documented infection until June 1st 2022; (2) All individuals resident in Portugal aged 12 years and older with a single documented infection before June 1st, when this infection occurred during periods of clear dominance (>90% of cases) of the different variants, but not in the 90 days before June 1st.

Vaccination coverage

The vaccine coverage with the primary vaccination series in the Portuguese residents over 12 years was >98% by the end of 2021. The primary series of the vaccination campaign used EU/EMA-authorized vaccines: Comirnaty (Pfizer/BioNTech), 69%; Spikevax (Moderna), 12%; Vaxzevria (AstraZeneca), 13%; and Janssen 6%.

At the start of the BA.5 period of dominance (June 1st), the coverage with the first booster was 82%, exclusively using mRNA vaccines (77% Comirnaty and 23% Vaxzevria). A second booster was not yet in use except for a highly specific (and small) population of patients with severe immunosuppression.

Statistics

We calculated the absolute risk of BA.5 infection for people with different prior history of infection, as the number of cases of BA.5 in the period under consideration over the number of people at risk in each group (uninfected, and single previous infection with Wuhan-Hu-1, Alpha, Delta or BA.1/BA.2). We also used these numbers to calculate odds ratio (OR), that is the ratio of the odds of the previous infection (for different variants) to previously uninfected in the BA.5 infected people to these odds in people not infected with BA.5. Protection efficacy was estimated, in percentage, as $(1-OR) \times 100\%$. Confidence intervals for the OR were calculated using the normal approximation method.

Further, we performed a sensitivity analysis for the possibility of undiagnosed cases of SARS-CoV-2 in the uninfected population. We used data from the National Serological Panel (from November 2021, assaying the presence of antibodies against the N protein to exclude vaccination seropositivity) to infer that, at that time, there were 29.2% more people who had been infected with SARS-CoV-2 than officially reported¹². We calculated how many more infections this would correspond to on June 1st, 2022, and removed these infected unreported

cases from our uninfected population. We estimated that 2% of these would have also been reinfected with BA.5 during the period of interest (being 0.020 the absolute risk for reinfection for the global population with a prior infection). We thus removed that number from the BA.5 infected cases (see Table 2). With these new values, we recalculated the absolute risk of BA.5 in the previously uninfected and the OR. To further ascertain the sensitivity of our results, we also tested the assumptions that maybe there were only 20% or up to 40% more people who had been infected than officially reported and repeated the calculations described above.

Funding: Parts of this work were funded by the European Union Horizon 2020 research and innovation program (ERA project No 952377 – iSTARS); and Fundação para a Ciência e a Tecnologia (FCT, Portugal) through 081_596653860 and PTDC/MAT-APL/31602/2017.

	Uninfected on June 1 st	1 st infection	BA.5 infection	Absolute Risk	OR (95% CI)	Protection Efficacy, % (95% CI)
Uninfected	5 328 287	–	367 783	0.069	–	–
Wuhan-Hu-1	–	267 448	9 031	0.034	0.471 (0.461, 0.481)	52.9 (51.9, 53.9)
Alpha	–	20 004	647	0.032	0.451 (0.417, 0.488)	54.9 (51.2, 58.3)
Delta	–	232 831	6 329	0.027	0.377 (0.367, 0.386)	62.3 (61.4, 63.3)
BA.1/BA.2	–	1 557 635	22 793	0.015	0.200 (0.198, 0.203)	80.0 (79.7, 80.2)

Table 1. Risk of omicron BA.5 infection according to previous infection history. We included in the study all the population 12 years and older. Under “1st infection” is the number of individuals at risk for a second infection by BA.5 (i.e., all individuals with a second infection before June 1st were excluded). Reinfections were defined as two positive tests by the same individual more than 90 days apart. Note that the risk is dependent on the epidemic situation in Portugal from June 1st to the end of the study (July 4th), affecting all groups equally. OR, odds ratio; CI, confidence interval.

	Uninfected June 1 st 22	1 st infection	BA.5 infection	Absolute Risk	OR (95% CI)	Protection Efficacy, % (95% CI)
Infection non-reported	–	(605 944)	(12 208)	0.020	–	–
Estimated true uninfected	4 722 343	–	355 575	0.075	–	–
Wuhan-Hu-1	–	267 448	9 031	0.034	0.429 (0.420, 0.438)	57.1 (56.2, 58.0)
Alpha	–	20 004	647	0.032	0.410 (0.380, 0.444)	59.0 (55.6, 62.0)
Delta	–	232 831	6 329	0.027	0.343 (0.335, 0.352)	65.7 (64.8, 66.5)
BA.1/BA.2	–	1 557 635	22 793	0.015	0.182 (0.180, 0.185)	81.8 (81.5, 82.0)

Table 2. Risk of omicron BA.5 infection according to previous infection history, considering an estimate of unreported cases of infection. We used data from the national COVID-19 serologic survey that estimated that an additional 29.2% of cases of infection which were not reported⁵. We calculated the overall absolute risk of reinfection during the period of BA.5 dominance for all the infections as 0.020. The values under “Estimated true uninfected” were obtained by subtracting the number of unreported infections and BA.5 reinfections (assuming a 0.020 absolute risk.). OR, odds ratio; CI, confidence interval.

Variant or Omicron suvariant	Start	End
Wuhan-Hu-1	14 Feb 20	15 Dec 20
Alpha	15 Mar 21	15 May 21
Delta	1 jul 21	12 Dec 21
BA.1	1 Jan 22	6 Feb 22
BA.2	27 Mar 22	17 Apr 22
BA.5	1 Jun 22	present*

Table 3. *Periods of dominance of the different SARS-CoV-2 variants and omicron subvariants in Portugal.* In each of the periods, the variant or subvariant was represented in >90% of sample isolates of the Portuguese residents (data from the national SARS-CoV-2 genetic diversity surveillance²). * We used a dataset until July 4th 2022.

References

1. Arora P, Kempf A, Nehlmeier I, et al. Augmented neutralisation resistance of emerging omicron subvariants BA.2.12.1, BA.4, and BA.5. *The Lancet Infectious Diseases* 2022;S1473309922004224.
2. Qu P, Faraone J, Evans JP, et al. Neutralization of the SARS-CoV-2 Omicron BA.4/5 and BA.2.12.1 Subvariants. *N Engl J Med* 2022;386(26):2526–8.
3. Yu J, Collier AY, Rowe M, et al. Neutralization of the SARS-CoV-2 Omicron BA.1 and BA.2 Variants. *N Engl J Med* 2022;386(16):1579–80.
4. Cao Y, Yisimayi A, Jian F, et al. BA.2.12.1, BA.4 and BA.5 escape antibodies elicited by Omicron infection. *Nature* [Internet] 2022 [cited 2022 Jul 12]; Available from: <https://www.nature.com/articles/s41586-022-04980-y>
5. National Institute of Health (INSA) Dr. Ricardo Jorge. Genetic diversity of the novel coronavirus SARS-CoV-2 (COVID-19) in Portugal. Lisbon: INSA; 2022. [Accessed 10 Jul 2022]. Available from: <https://insaflu.insa.pt/covid19>.
6. Altarawneh HN, Chemaitelly H, Ayoub HH, et al. Protection of SARS-CoV-2 natural infection against reinfection with the Omicron BA.4 or BA.5 subvariants [Internet]. *Epidemiology*; 2022 [cited 2022 Jul 24]. Available from: <http://medrxiv.org/lookup/doi/10.1101/2022.07.11.22277448>
7. Ayoub HH, Tomy M, Chemaitelly H, et al. Estimating protection afforded by prior infection in preventing reinfection: Applying the test-negative study design [Internet]. *Epidemiology*; 2022 [cited 2022 Jul 25]. Available from: <http://medrxiv.org/lookup/doi/10.1101/2022.01.02.22268622>
8. Forecasting Team C-19, Lim SS. Past SARS-CoV-2 Infection Protection Against Reinfection: A Systematic Review and Meta-Analysis [Internet]. 2022 [cited 2022 Jul 25]; Available from: <https://papers.ssrn.com/abstract=415225>
9. Levin EG, Lustig Y, Cohen C, et al. Waning Immune Humoral Response to BNT162b2 Covid-19 Vaccine over 6 Months. *N Engl J Med* 2021;385(24):e84.
10. Chemaitelly H, Nagelkerke N, Ayoub HH, et al. Duration of immune protection of SARS-CoV-2 natural infection against reinfection in Qatar [Internet]. *Epidemiology*; 2022 [cited 2022 Jul 25]. Available from: <http://medrxiv.org/lookup/doi/10.1101/2022.07.06.22277306>
11. Chemaitelly H, Ayoub HH, Coyle P, et al. Protection of Omicron sub-lineage infection against reinfection with another Omicron sub-lineage [Internet]. *Epidemiology*; 2022 [cited 2022 Jul 25]. Available from: <http://medrxiv.org/lookup/doi/10.1101/2022.02.24.22271440>
12. National Institute of Health (INSA) Dr. Ricardo Jorge. National COVID-19 Serologic Survey in Portugal. Lisbon: INSA; 2021. [Accessed 24 Jul 2022]. Available from: http://repositorio.insa.pt/bitstream/10400.18/7828/1/ISN_COVID-19_relatorio_3F_final.pdf.
13. Statistics Portugal. 2022. Available at <https://www.ine.pt/>.

14. World Health Organization. Public health surveillance for COVID-19: interim guidance. WHO/2019-nCoV/SurveillanceGuidance/2022.2. Obtained at <https://www.who.int/publications/i/item/WHO-2019-nCoV-SurveillanceGuidance-2022.1>.

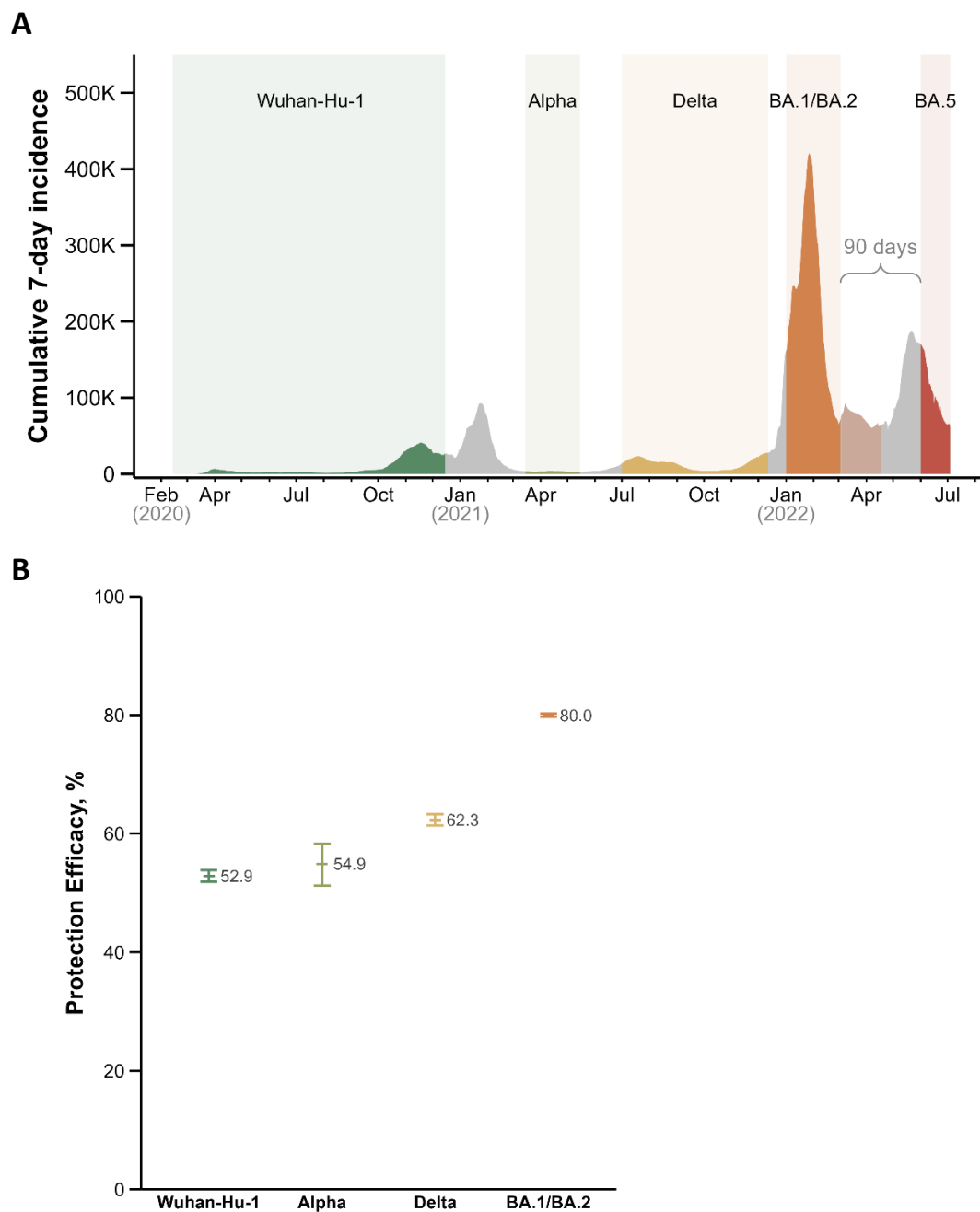


Figure 1. *Protective effect of previous SARS-CoV-2 infection on infection with omicron BA.5 subvariant.* **A.** We identified the periods (in different colors) where one variant was represented in >90% of sample isolates (data from the national SARS-CoV-2 genetic diversity surveillance⁵). The periods in grey represent times when more than one variant was in circulation. Given the relatively slow transition between BA.1 and BA.2 dominance we pooled BA.1 and BA.2 in the analysis. We did not include anyone infected in the 90 days before BA.5 dominance. **B.** Protection efficacy against infection during the period of BA.5 dominance (from June 1st) for individuals with one infection in the periods of dominance of different variants, as represented in (A), in relation to individuals without any documented infection until June 1st. Individuals with two infections before June 1st were not included in the study.

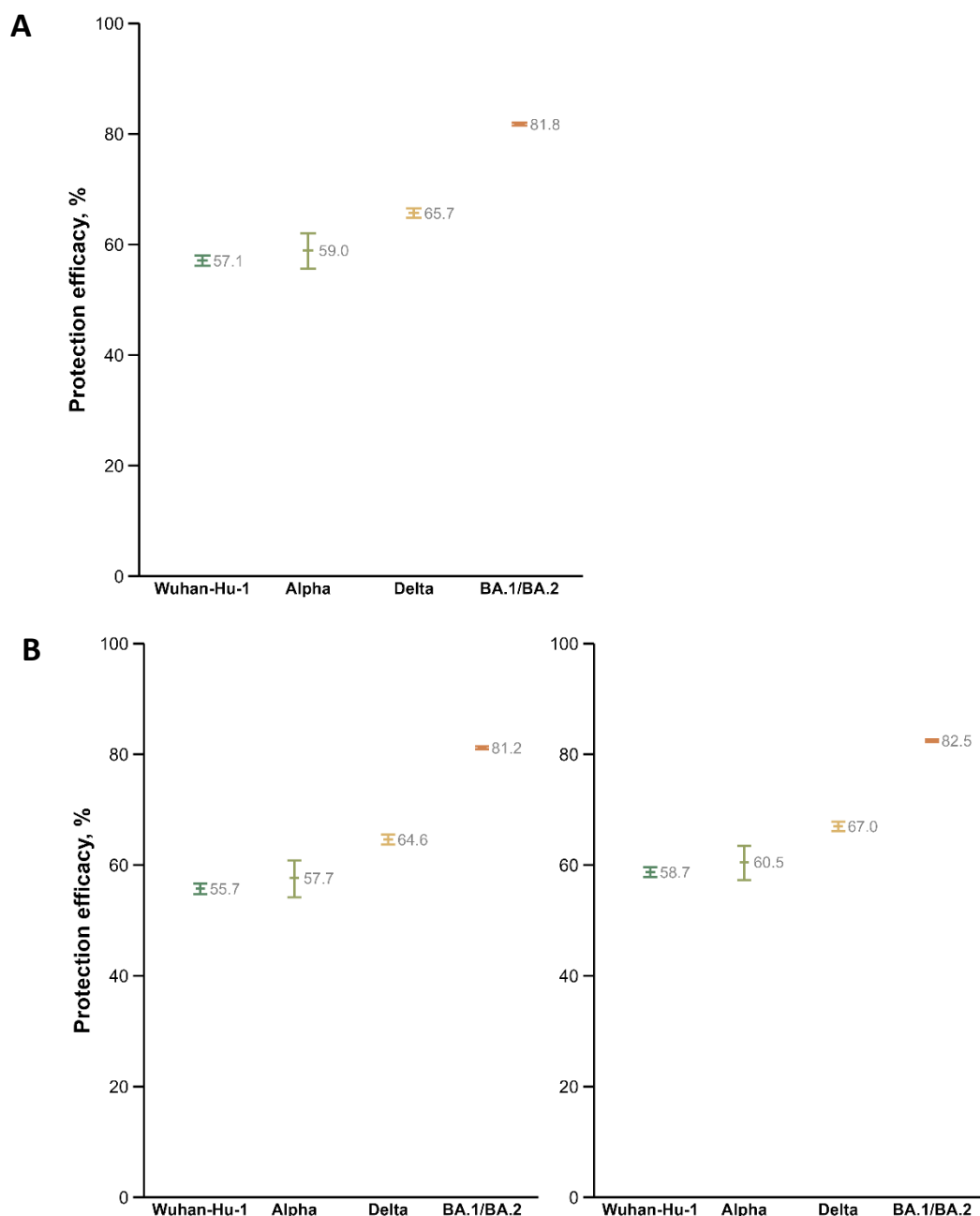


Figure 2. Estimates of the impact of unreported cases of infection among the population absent from the national COVID-19 registry. The most recent national COVID-19 serologic survey estimated that an additional 29.2% of cases of infection were not notified⁵. This figure was calculated based on the seroprevalence of SARS-CoV-2 anti-N IgG in the population. (A) We calculated the protection efficacy for prior infection with different SARS-CoV-2 variants in relation to the uninfected population, after correction with the unreported cases of infection (removed from the “uninfected” group). (B) To further explore the method's sensitivity, we calculated protection efficacy for scenarios where the unreported cases were 20% (left) and 40% (right) of all notified infections.

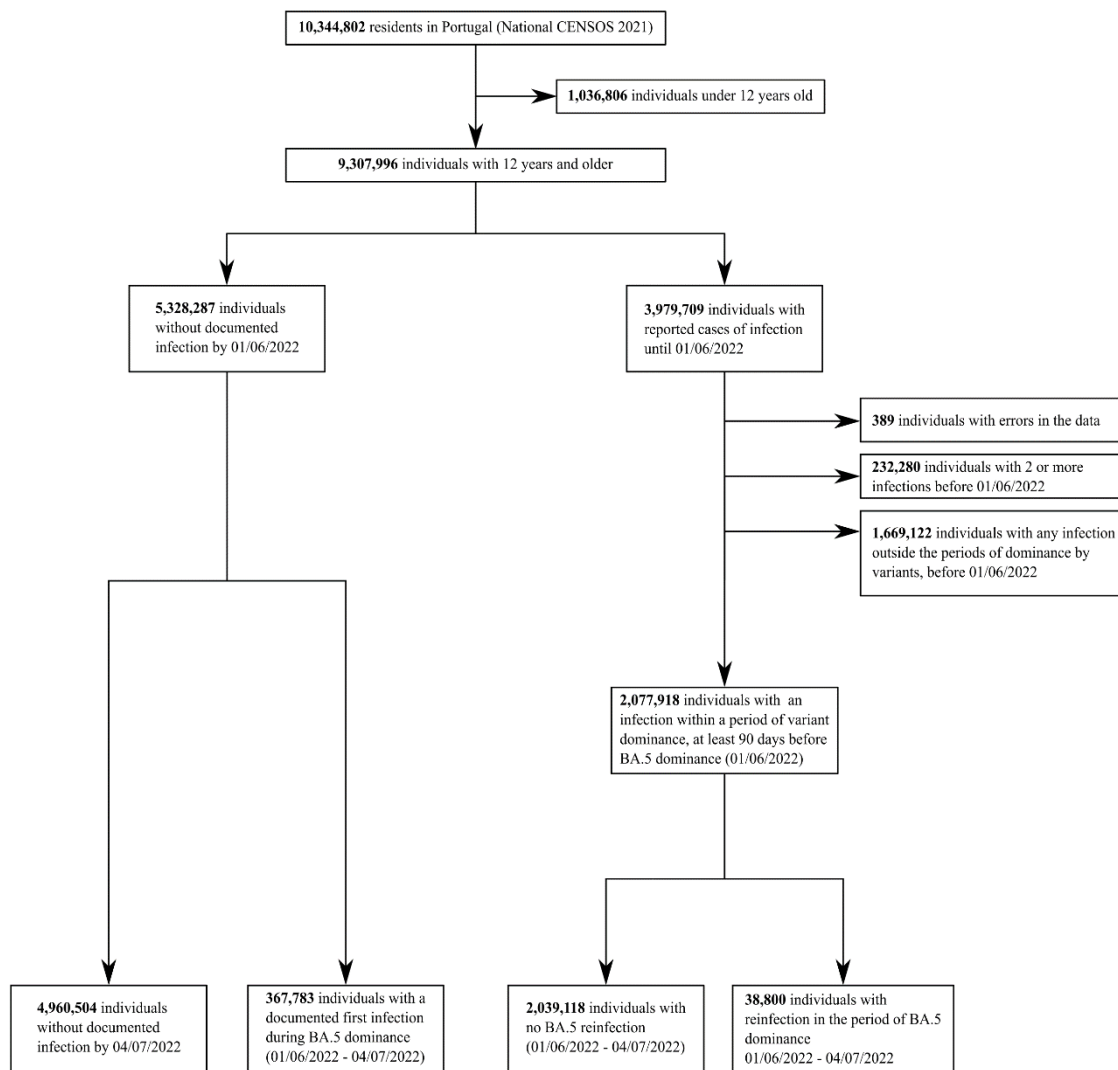


Figure 3. Flowchart describing the population selection.