

1
2
3
4 “Intellect”, a Mobile Health Application based on cognitive-behavioral therapy principles,
5 improves Anxiety and Worry: A Randomized Controlled Trial with an Active Control and a 2-
6 Week Follow-Up

7
8
9
10 Feodora Roxanne Kosasih^{1¶}, Vanessa Tan Sing Yee^{2¶}, Sean Han Yang Toh¹, Oliver
11 Suendermann^{1,2*}

12 ¹Research Department, Intellect Co Pte Ltd, Singapore

13 ²Department of Psychology, National University of Singapore

14
15
16 *Corresponding author (OS)

17 E-mail: oliver@intellect.co

18
19
20 ¶These authors contributed equally to this work

27 **Abstract**

28 Digital self-guided mobile health (mHealth) applications are cost-effective, accessible, and
29 well-suited to improve mental health at scale. This randomized controlled trial (RCT) evaluated
30 the effectiveness of a recently developed mHealth programme based on cognitive-behavioral
31 therapy (CBT) principles in improving worry. We also examined psychological mindedness
32 (PM) as a mediator by which app engagement is thought to improve outcomes. The
33 intervention group completed a 2-week “Anxiety and Worry” programme with daily CBT-
34 informed activities, while the active waitlist-control completed a matched 2-week mHealth
35 programme on procrastination. Participants filled out the Generalized Anxiety Disorder (GAD-
36 7), Patient Health Questionnaire (PHQ-9), and Psychological Mindedness Scale (PMS) at
37 baseline, post-intervention and 2-week follow-up. App engagement was measured at post-
38 intervention only. Both groups showed significant improvements on anxiety and depression
39 scores from baseline to post-intervention, but no group differences were observed. From post-
40 intervention to follow-up, only the intervention group showed further improvements for anxiety
41 levels. Higher engagement with the mHealth app reported lower anxiety at post-intervention,
42 and this relationship was fully mediated by psychological mindedness. This study provides
43 evidence that (a) engaging in a CBT mHealth App can effectively reduce anxiety and worry,
44 and (b) Psychological mindedness is a potential pathway by which engaging with a mHealthapp
45 improves worry. While overall effect sizes were small, at the population level, these can make
46 significant contributions to public mental health.

47

48

49 **Author Summary**

50 Increasing burden of anxiety amongst young adults has made widely accessible mobile health

51 applications a promising tool in improving anxiety levels at scale. We conducted a randomized
52 controlled trial (N=309) to examine the effectiveness of a brief, publicly available mobile
53 health application (Intellect’s “Anxiety and Worry” programme) in reducing anxiety and worry
54 levels among young adults. Participants who received the intervention showed significant
55 reduction in anxiety and depression levels, however, effects did not significantly differ from
56 active control. At post-intervention, only the intervention group continued to experience
57 improvements in anxiety level. We also found that higher app engagement with the mHealth
58 app predicted better anxiety and depression outcomes, and this relationship was fully mediated
59 by psychological mindedness. Future work would benefit from inclusion of waitlist control, a
60 larger sample size, and identification of alternative mediators.

61

62

63

64

65

66

67

68

69

70

71

72

73

74

75

76

77 **Introduction**

78 Worry is commonly defined as a chain of thoughts and images about future events that are
79 negatively affect-laden and experienced as relatively uncontrollable (1). Persistent and excessive
80 worry, also known as anxiety, is associated with an increased risk for cardiovascular illness (2),
81 mortality and suicide (3), as well as reduced quality of life (2). University students are particularly
82 vulnerable to anxiety, with an accumulated prevalence rate of 41% during the pandemic (4).
83 While effective psychological interventions exist for worry, only few are utilizing these due to
84 multiple barriers, such as high treatment costs, limited accessibility, lack of perceived need for
85 help, and negative stigma (5–8). Unfortunately, severe worry usually takes a chronic course, and
86 is unlikely to resolve without appropriate interventions (9). Therefore, there is a dire need for an
87 effective, cost-efficient intervention on anxiety.

88
89 One solution to help large numbers of people is to utilize widely-accessible, secure yet
90 inexpensive mobile health (mHealth) applications (10–12). Emerging research has found
91 evidence that engaging with mHealth apps can improve anxiety across both clinical (10) and non-
92 clinical populations (13,14). To date, several meta-analyses have highlighted promising evidence
93 on the effectiveness of mHealth apps in decreasing anxiety using randomized controlled trials
94 (RCT) which found small but significant effects ($g = 0.30-38$) (11,15). However, comparisons
95 against active control often yield significantly weaker and inconsistent results (11,15,16).
96 Nevertheless, scaled at population level, small effects can meaningfully impact public mental
97 health.

98
99 Despite promising evidence on the effectiveness of mHealth apps on improving anxiety,
100 especially for mild symptom severity, there is still a limited number of applications with
101 reported effectiveness (17,18), quality (19), and evidence-based components (20). Wang et al.

102 (18)'s systematic review found that only 14 out of over 100 studies had reported clinically
103 validated evidence on its effectiveness. In a review of 27 popular apps by Wasil et al. (20),
104 most apps contained just 3 evidence-based components and incorporated limited core treatment
105 techniques typically present in standard anxiety treatment protocols (i.e. cognitive structuring
106 made up of just 12% of the application). Therefore, there is a strong need for more empirical
107 studies to gain a better perspective of the true value of mHealth apps on anxiety, paying extra
108 attention to the content used within the application and the type of control groups used in the
109 study.

110
111 While more efforts have been made to examine the effectiveness of publicly available mHealth
112 apps, limited studies have investigated the underlying mechanisms that enable such impact. To
113 our knowledge, only 5 studies evaluated such mechanisms (13,21–24), and only 3 of these
114 studies utilized mHealth apps incorporating multiple Cognitive Behavior Therapy (CBT)
115 components. Using *MoodMission*, *MoodPrism*, and *MoodKit*, Bakker and colleagues
116 (13,21,22) demonstrated the mediating effect of coping self-efficacy in the relationship between
117 app engagement ratings and anxiety, depression, and mental wellbeing outcomes. Bakker and
118 Rickard (21) also found a partially mediated effect of emotional self-awareness (ESA) in the
119 aforementioned relationship. Identifying additional mechanisms that facilitated improvements
120 in mental health outcomes can further inform mHealth apps developers to create apps that
121 utilize multiple mediators to enhance mental health outcomes (21). One such potential mediator
122 is psychological mindedness (PM), defined by Denollet and Nyklíček (25) as “the intrinsic
123 motivation to be in touch with one’s inner feelings and thoughts by monitoring and analyzing
124 them in an adaptive way.” An important factor in the development of emotion regulation, PM
125 has previously been linked to lower psychological distress and better coping abilities (26–33).
126 Previous research has also hinted at the prospect of PM as a relevant skill in psychotherapy,
127 albeit inconsistent findings on its effect on treatment outcomes (28,34–36). As psychotherapies

128 encourage individuals to monitor, evaluate, and express their cognitions, emotions, and
129 behaviors, it is likely that participating in treatments increases an individual's PM (37–39). A
130 study by Boylan (37) found an improvement in PM over time across treatments, including
131 CBT. Furthermore, Nyklíček et al. (38) demonstrated that changes in PM scores over the course
132 of an intervention were associated with larger decreases in psychological symptoms scores,
133 including anxiety, depression, and sleeping problems in a clinical sample. Additionally,
134 previous research has indicated that metacognitive skills such as PM are systematically
135 developed during the transition from adolescence to adulthood and are considered key
136 mechanisms required to transform behaviors during cognitive-behavior-based and mindfulness-
137 based treatments (40,41). Altogether, this suggests that PM might act as a mediator that
138 intermediately affects treatment outcomes from the use of mHealth apps.

139

140

141

142

143

144

145

146

147

148

149

150

151

152

153

154 **Objectives**

155 This study aimed to evaluate the effectiveness of a recently developed mHealth application
156 (“Intellect”) “Anxiety and Worry,” compared to an active control condition (“Procrastination”)
157 among young adults in a randomized controlled trial (RCT) with a 2-week follow-up. We
158 hypothesized that participants in the intervention group would experience significant decreases
159 in anxiety (primary outcome) and depression (secondary outcome) compared to the active
160 control condition. Based on Bakker and colleagues’ (13,21,22) prior work, we also investigated
161 whether PM mediates the hypothesized relationship between engagement with the mHealth app
162 and improvements in anxiety and depression scores.

163
164 As such, the current study aims to (1) confirm existing research on the effectiveness of a
165 mHealth app in improving anxiety and depression outcomes by conducting a RCT with an
166 active-control group and 2-week follow-up, and (2) explore PM as a possible mediator in
167 improving anxiety and depression outcomes.

168

169

170

171

172

173

174

175

176

177

178

179 **Materials and Methods**

180 **Design**

181 This randomized controlled trial (RCT) is a 2 x 3 mixed factorial experimental design, with
182 condition (intervention vs. active control) as the between-groups factor and time of assessment
183 (pre- intervention vs. post-intervention vs. 2-week follow-up) as the within-groups factor. The
184 study was registered with ClinicalTrials.gov (NCT04911803) and it was approved by the
185 National University of Singapore's Institutional Review Board NUS-IRB (Reference Code:
186 2021-266). The study was conducted entirely remotely. English-speaking participants aged 18
187 years and above were recruited between June 2021 and December 2021 through the
188 University's internal Research Recruitment portal, and through the Department of Psychology's
189 Research Participation (RP) pool. Participants were awarded either \$15 reimbursement or 3
190 course credits for their participation. Sample characteristics for the final sample of 309
191 participants ($M_{\text{age}} = 22.05$; $SD_{\text{age}} = 4.06$, range: 18 to 54 years) are displayed in Table 4.

192

193

194

195

196

197

198

199

200

201

202

203

204 **Materials**

205 **“Anxiety and Worry” Programme (Intervention Condition)**

206 This is a 14-day mHealth program that provides psychoeducation on the negative core beliefs
207 and/or thought patterns associated with anxiety and worry, as well as effective coping
208 mechanisms and problem-solving techniques. Each psychoeducation module is followed by short
209 writing exercises, and a few situational-task questions (see Table 1 for a program overview and
210 Table 3 for techniques utilized). This module structure allows participants to actively practice
211 utilizing the techniques they have learned.

212

213 **“Procrastination” Programme (Active Control Condition)**

214 The 14-day mHealth program on Procrastination provides psychoeducation on the
215 procrastination cycle, the mental barriers that arise due to procrastination, and ways to tolerate
216 and overcome the discomfort. Participants engaged daily in either short situational-task
217 questions, short writing activities, or mindfulness activity. The structure and duration of the
218 Procrastination Programme (PP) is similar to that of the Anxiety and Worry programme (see
219 Table 2 for program overview and Table 3 for technique utilized).

220

221

222

223

224

225

226

227

228

229 **Table 1. Overview of the Anxiety Programme**

Topics	Content
Understanding your worries	<ul style="list-style-type: none"> ● Understanding Anxiety & Worry ● Learning how to spot Anxiety and what triggers it ● Understanding Core Beliefs and how it was formed ● Understanding your Coping Mechanism
Identifying your worries	<ul style="list-style-type: none"> ● Introduction of the Worry Tree Technique
Working through your anxiety	<ul style="list-style-type: none"> ● Develop skills to focus on the possible solutions of one's Anxiety
Rewiring your thought patterns	<ul style="list-style-type: none"> ● Understand what thought patterns are and how to change them ● Recap of the entire programme and key information in each session

230

231 **Table 2. Overview of the Procrastination Programme**

Topics	Content
Motivations behind procrastination	<ul style="list-style-type: none"> ● Understanding procrastination and its cycle ● Learning what mental barriers are, how to spot and how to challenge it
Overcoming the barrier	<ul style="list-style-type: none"> ● Learning and practicing mindfulness ● Identify source of discomfort that leads to procrastination ● Learning different ways to tolerate discomfort

Creating better habits	<ul style="list-style-type: none"> • Develop skills to create healthier habits • Recap of the entire programme and key information in each section
------------------------	--

232

233 **Table 3. Overview of Evidence-Based Treatment Components Covered**

Treatment Component	Example Sub-Components	Anxiety Programme	Procrastination Programme
Psychoeducation	Education on Topic (definition, cycle of reinforcement, etc)	✓	✓
Self-Monitoring	Monitoring Cognition, Emotions, and Behaviors	✓	✓
Cognitive Techniques	Identifying Thoughts, Cognitive Restructuring Exercises	✓	✓
Journaling	Reflective Writing, Informative Journaling	✓	✓*
Behavioral Techniques	Behavioral Activation, Behavioral Experiments	✓*	✓
Problem Solving	Problem Solving Exercise	✓	
Coping Strategies	Identifying coping abilities	✓	
Relaxation Skills	Mindfulness Exercise		✓

234 *indicates minimal presence in the programme

235

236

237 **Procedures**

238 Participants signed up for the study through the University’s recruitment sites, where they were
239 redirected to a secured Qualtrics survey link. Participants who provided digital consent to
240 participate in the study (N = 492) were prompted to complete the baseline questionnaires,
241 where outcome variables (PHQ-9, GAD-7, PM) were measured. Only participants who were
242 able to download the application, has not participated in similar mHealth app studies, and
243 completed the baseline measures (N = 323) were then randomized to the intervention (“Anxiety
244 and Worry” Programme N = 160) or the active control (“Procrastination” Programme N = 163)
245 condition. We used partial concealment of the main purposes of the study by informing
246 participants that the purpose of the study was to evaluate the benefits of using a mHealth app to
247 improve wellbeing. Thereby we aimed to minimize the pygmalion effect, which is the
248 phenomenon in which one’s expectation of a desired behavior leads to an improvement in that
249 particular behavior. Next, participants were guided to download the Intellect mHealth
250 application and were provided a unique code to register and access a research version of the
251 app, where only their assigned programme was available. This was done to ensure that any
252 treatment effects observed were due to the programme, and not other features available in the
253 application. Both programmes span over 14 days, with one session to be completed daily (i.e.,
254 <5 minutes). After completion of their allocated mHealth programmes, participants were
255 contacted to complete the same outcome variables (PHQ-9, GAD-7, PM) and the app
256 engagement scale (AES). The same measures (but without the AES) were administered 14 days
257 after the completion, and participants were also debriefed about the main purposes of the study.

258

259

260

261

262 **Measures**

263 **Primary Outcome Measures**

264 **Generalized Anxiety Disorder (GAD-7)**

265 Generalized Anxiety Disorder- 7 (GAD-7) is a 7-item self-report instrument that measures
266 anxiety as a continuum (42) and is widely used in research in both clinical and nonclinical
267 populations (43). Items are scored on a 4-point scale, ranging from Not at All (0) to Nearly
268 Every Day (3). The reliability of GAD-7 in the present study was excellent ($\alpha = .84$ to $\alpha = .90$).

269

270 **Secondary Outcome Measures**

271 **Patient Health Questionnaire (PHQ-9)**

272 Patient Health Questionnaire (PHQ-9) is a 9-item self-report instrument that measures
273 depressive symptomatology. Items are scored on a 4-point scale, ranging from Not at all (0) to
274 Nearly Every Day (3), where higher scores indicate more depressive symptoms. The reliability
275 of PHQ-9 in this study was very good ($\alpha = .85$ to $\alpha = .86$).

276

277 **Psychological Mindedness Scale (PM)**

278 Psychological Mindedness Scale (PM) is a 45-item self-report instrument that measures an
279 individual's ability to be reflective about interpersonal relationships, psychological processes,
280 and meanings across both intellectual and emotional dimensions. Items are scored on a 4 point-
281 scale ranging from Strongly agree (4) to Strongly Disagree (1). Consistent with previous
282 research where $\alpha = .86$ to $\alpha = .87$ (28), the reliability of PM in this study was acceptable ($\alpha =$
283 $.77$ to $\alpha = .79$).

284

285 **App Engagement Scale (AES)**

286 App Engagement Scale (AES) is a 7-item questionnaire based on the Mobile Application

287 Rating Scale's (MARS) items and themes (46). All 7 items are scored on a 5-point likert scale
288 ranging from Strong disagree (1) to Strong agree (5). The AES displayed good internal
289 reliability ($\alpha = .83$).

290

291 **Statistical Analysis**

292 **Power Analysis**

293 Power was calculated with G*Power v.3.1 (47). Using a small effect size from similar mHealth
294 RCT's (13,48), setting Cronbach alpha at .05, and the power at .90, N=88 participants per group
295 was required. Accounting for high dropout rates observed in previous studies (13,49), we aimed
296 to recruit a minimum of N=200 participants.

297

298 **Data Screening**

299 Data screening included examining the data for incompleteness. Missing data from the post-
300 intervention and follow-up assessment were replaced with data from the last completed
301 questionnaire to ensure data was analyzed as intention-to-treat (ITT).

302

303 All data were analyzed using IBM SPSS v.25. Preliminary data analyses included normality
304 testing and checking for univariate outliers. 2 outliers (i.e. +/- 3SD from the mean) were excluded.
305 T-tests and chi-square tests examined baseline group differences.

306

307

308

309

310

311

312 **Main Analysis**

313 Repeated-Measures Analysis of Covariance (RM ANCOVA) with time as within subject factor
314 and condition (Anxiety, Procrastination) as between subject factors assessed whether
315 participants reported a decrease in anxiety and depression from baseline (T1) to post-
316 intervention (T2) and from post-intervention (T2) to follow-up (T3). In all models, programme
317 completion duration and numbers of other features engaged in the application outside of the
318 assigned programmes (from T1 to T2) were included as covariates.

319 Next, a series of mediation analyses were performed using Hayes' PROCESS macro plugin
320 Model 4 with confidence intervals set at 95% using bootstrapping procedures, with 5000
321 samples (95% confidence interval) (50). Four mediated regression models were used to
322 examine the relationship between App Engagement Ratings and outcome variables, including
323 Anxiety (GAD-7) and Depression (PHQ-9). The mediating variable used in the model was
324 PMS scores at the respective times.

325
326 The main analyses were performed on the whole ITT sample (n=309), with the respective
327 outcome measure at pre-intervention as covariates. The mediation analyses were performed on
328 the ITT sample who completed the AES scale (n=201). Eta squared partial ($\eta^2_{\text{partial}} \approx .01$: small;
329 $\eta^2_{\text{partial}} \approx .06$: medium; $\eta^2_{\text{partial}} \approx .14$: large) was the effect size reported for all findings (51).

330

331

332

333

334

335

336

337 **Results**

338 **Participants**

339 The CONSORT Flow Diagram is shown in Fig 1. No significant baseline group differences on
 340 baseline outcome measures, gender, and age, were observed ($p > .05$). There were no significant
 341 differences in application engagement ($p > .05$). Table 4 shows the sample characteristics and
 342 baseline scores.

343

344

345

346

347 **Fig 1. CONSORT Flow Diagram**

348

349 **Table 4. Descriptives of Primary and Secondary Measure Means and SDs at Baseline.**

Variables		Intervention Condition	Active Control Condition	<i>p-value</i>
		<i>M (SD)</i>	<i>M (SD)</i>	
Age		22.117 (4.282)	21.974 (3.848)	0.758
GAD-7		7.701 (5.088)	7.252 (5.422)	0.453
PHQ-9		7.805 (5.724)	7.787 (5.928)	0.978
PMS		126.097 (10.742)	126.768 (10.874)	0.586
AES**		27.330 (3.787)	27.248 (3.804)	0.878
		<i>N (%)</i>	<i>N (%)</i>	
Gender	Female	122 (79.22%)	109 (70.32%)	0.191
	Male	31 (20.13%)	45 (29.03%)	
	Others	1 (0.65%)	1 (0.65%)	

350 *GAD-7 = Generalized Anxiety Disorder; PHQ-9 = Patient-Health Questionnaire; PMS =*

351 *Psychological Mindedness Scale; AES** = Application Engagement Scale, collected at post-*

352 *intervention*

353 **Test of Group Effects**

354 The repeated measures ANCOVA with anxiety scores as dependent variable revealed a
355 significant main effect of time [$F(1,307)=12.211, p<0.001, \eta^2=0.038$] and no significant
356 interaction of time x condition [$F(1,307)=2.055, p=0.153, \eta^2=0.007$], indicating a decrease in
357 anxiety scores at post-intervention in both conditions. A similar significant main effect of time
358 was also observed with depression scores as dependent variables, [$F(1,307)=19.982, p<0.001,$
359 $\eta^2=0.061$]. This indicates a decrease in depression scores at post-intervention in both
360 conditions. No significant interaction of time x condition was observed [$F(1,307)=0.625,$
361 $p=0.430, \eta^2=0.002$].

362
363 From post-intervention (T2) to follow-up (T3), a significant interaction effect of time x
364 condition [$F(1,306)=4.855, p=0.028, \eta^2=.016$] was observed (see Fig 2), indicating the groups
365 differed on how much their anxiety scores changed across both time points. Visual inspection
366 indicated a trend for anxiety to decrease more strongly after completing the Intervention, while
367 the Active Control condition did not experience such decline. The full results of the analyses
368 are presented in Table 5.

369

370 **Fig 2. Profile Plot for changes on the GAD-7 for both groups across timepoints**

371

372

373

374

375

376

377

378 **Table 5. Comparison of Group Effects for Anxiety and Depression at post-intervention (T1-T2) and follow-up (T2-T3)**

Intervention			Active Control			Pre-Post			Post-Follow-Up			
Outcome Variable	T0 (M, SD)	T1 (M, SD)	T2 (M, SD)	T0 (M, SD)	T1 (M, SD)	T2 (M, SD)	Time	Condition	Time x Condition	Time	Condition	Time x Condition
GAD-7	7.701 (5.089)	7.318 (5.928)	6.825 (4.612)	7.252 (5.422)	6.335 (4.871)	6.497 (4.827)	F(1,307)=12.211, p<0.001, ηp²=0.038	F(1,307)=1.794, p=0.181, ηp ² =0.006	F(1,307)=2.055, p=0.153, ηp ² =0.007	F(1,306)=0.191, p=0.663, ηp ² =0.000	F(1,306)=1.296, p=0.251, ηp ² =0.004	F(1,306)=4.855, p=0.028, ηp²=0.016
PHQ-9	7.805 (5.724)	7.006 (5.206)	6.675 (5.161)	7.787 (5.928)	6.645 (5.585)	6.755 (5.640)	F(1,307)=19.982, p<0.001, ηp²=0.061	F(1,307)=0.100, p=0.753, ηp ² =0.000	F(1,307)=0.625, p=0.430, ηp ² =0.002	F(1,306)=0.266, p=0.606, ηp ² =0.000	F(1,306)=0.123, p=0.726, ηp ² =0.000	F(1,306)=2.414, p=0.121, ηp ² =0.000

379 *Note: Bolded text indicates a significant p-value at .05.*

380 *Note: All models include programme completion duration and numbers of other features engaged in the application outside of the assigned*
 381 *programme as covariates*

382 GAD-7 = Generalized Anxiety Disorder

383 PHQ-9 = Patient Health Questionnaire

384 **p* < .05

385 ***p* < .01

386 ****p* < .001

387

388 **Mediation Analyses**

389 **Anxiety**

390 Hierarchical regressions controlling for condition and baseline scores found that App
391 Engagement significantly predicted a reduction in Anxiety scores at post-intervention ($\Delta F(4,$
392 $196) = 43.708, p = .000, \Delta R^2 = .472$) and follow-up ($\Delta F(4, 196) = 38.798, p = .000, \Delta R^2 = .442$).
393 A significant, indirect effect of PM on the relationship between App engagement and Anxiety
394 was observed at post-intervention, $\beta = -.049, 95\% \text{ CI } [-.093, -.015]$. The lack of direct effects
395 suggest that PM partially mediated the relationship between App engagement and Anxiety at
396 post-intervention (52,53). No mediation was observed at follow-up.

397

398 **Depression**

399 App Engagement also significantly predicted a reduction in Depression scores at post-
400 intervention ($\Delta F(4, 196) = 41.890, p = .000, \Delta R^2 = .461$) and follow-up ($\Delta F(4, 196) = 43.035,$
401 $p = .000, \Delta R^2 = .468$). Across both timepoints, a significant mediation effect of PM was
402 observed between App Engagement and Depression, with a standardized indirect effect of $\beta = -$
403 $.058, 95\% \text{ CI } [-.121, -.015]$ at post-intervention, and $\beta = -.042, 95\% \text{ CI } [-.085, -.011]$ at follow-
404 up. This means that there was a partial mediating effect of PM in the relationship between App
405 Engagement and Depression scores in each time point. The full results are illustrated in Fig 3.
406 A summary of the presence of direct, indirect, and total effects from all regressions is presented
407 in Table 6.

408

409 **Fig 3. Mediated regression models using App Engagement Ratings as the predictor and**
410 **(A) Anxiety and (B) Depression scores as the outcome.** Whole sample (N=323) mediated
411 regression models using App Engagement ratings as the predictor and (A) Anxiety (GAD-7),
412 (B) Depression (PHQ-9) scores as the outcome, where T2 indicates post-intervention and T3

413 indicates 2-week follow-up. Note: bolded coefficients indicate significance, $p < .05$

414

415

416 **Table 6. Presence of total, direct, and indirect effects of app engagement on each outcome**

417 **variable**

Outcome Variable	Total Effect of App Engagement (Unmediated)	Indirect Effect via PMS	Direct Effect when Mediators Added
Post Intervention			
GAD-7	✓	✓	X
PHQ-9	✓	✓	✓
Follow-Up			
GAD-7	✓	X	✓
PHQ-9	✓	✓	✓

418 Note: X not significant, ✓ significant ($p < .05$)

419

420

421

422

423

424

425

426

427

428

429

430

431

432 **Discussion**

433 This study sought to evaluate the effectiveness of Intellect’s mHealth programme “Anxiety and
434 Worry” in improving anxiety and depression in college students. The tools implemented in the
435 intervention are based on cognitive-behavior therapy principles, and include cognitive,
436 behavioral, and writing activities that may increase an individual’s ability to self-reflect and
437 introspect. Thus, we also examined PM as mediators of app engagement on anxiety and
438 depression.

439

440 **Efficacy of the Anxiety and Worry Programme**

441 As predicted, participants in the intervention group experienced a significant reduction in their
442 anxiety levels. This is in accordance with similar studies which found that the use of mHealth
443 applications over a period of 14 days showed a significant decrease in anxiety and depression
444 (13,21,22). However, contrary to our hypothesis, both groups did not differ on improvements in
445 anxiety and depression from baseline (T1) to post-intervention (T2). Interestingly, anxiety
446 levels continued to drop further after the completion of the “Anxiety and Worry” programme,
447 i.e. from post-intervention (T2) to follow-up (T3), whereas no such continued improvement
448 was observed in the active control group. Similar follow-up studies also found that anxiety
449 levels among individuals in the intervention group continued to improve after the intervention
450 ceased (54,55). One possible explanation for this observation is Rachman’s (2016) notion that
451 the full benefits of CBT-based intervention on anxiety will only manifest post-intervention,
452 after participants fully understood the skills taught and practiced applying them in their day-to-
453 day lives. Even though the intervention group was not superior to the control group in terms of
454 lowering anxiety and depression, it is encouraging that both groups reported a significant
455 decline in anxiety and depression scores at post-intervention and follow-up. While we cannot

456 rule out the effect of third variables, it is plausible that both mHealth application programmes
457 are effective in reducing anxiety and depression.

458

459 One explanation for the unexpectedly good outcomes in the active control group is that the
460 procrastination mHealth programme is also based on the cognitive-behavior model and thus
461 contains multiple techniques that may be beneficial for anxiety. For example, one module in the
462 programme is titled “Overcoming the barrier” and contains discomfort intolerance related
463 information and relaxation exercises targeting participants’ abilities to overcome difficult
464 scenarios. The aim was to equip participants with the necessary skills to overcome similar
465 scenarios in the future by teaching them to be mindful and walking them through how to
466 challenge procrastination. This is supported by studies that suggest that discomfort intolerance
467 is central to anxiety pathology (56). Studies found that discomfort avoidance, a component of
468 discomfort intolerance, is primarily responsible for anxious responding (57). Therefore, it is
469 likely that this module helped participants to improve discomfort intolerance and thus
470 decreased anxiety. Moreover, this module incorporates exposure tasks related to
471 procrastination. Peris et al. (58) previously highlighted that exposure tasks in CBT treatment
472 were often followed by significant improvement in the rate of progress in treatment, including
473 the primary treatment outcome (i.e. procrastination) and secondary treatment outcome (i.e.
474 anxiety). Taken together, this suggests practical implications for future developments of
475 mHealth apps targeting anxiety, in terms of including modules that address discomfort
476 intolerance related to anxious responding and incorporating elements of exposure tasks.

477

478 Furthermore, helping students with procrastination may have inadvertently improved worry
479 more than we had anticipated. Previous studies have indicated that 50-70% of college students
480 showed frequent procrastination behavior (59) and linked procrastination to negative wellbeing
481 outcomes, including higher anxiety and depression (60). Therefore, using PP as an active

482 control may have exerted unexpected benefits on anxiety and depression, thereby limiting the
483 power of the study.

484

485 Nevertheless, it is encouraging that participants in the intervention condition continued to
486 improve post-intervention, with a steeper improvement than the one observed from baseline
487 (T1) to post-intervention (T2), while no such benefit was observed in the control group. This
488 suggests a potential delayed effect of the Anxiety programme, where full treatment benefits
489 were only manifested post-intervention. One explanation for the apparent delayed effect
490 observed is the major inclusion of writing activities (>80% of activities) within the Anxiety
491 programme. The writing activities are framed as an interactive journal (IJ) using language that
492 elicits change strategies, thereby mimicking motivational interviewing (MI) in writing (61).
493 The use of MI enhances a “client-as-expert” stance, which indirectly confers a sense of
494 autonomy and induces a belief in clients to rely on their ability to address the situation they are
495 in. Existing MI literature has attributed this mechanism as the source of delay or the sleeper
496 effect at post-intervention (62,63). A relevant study by Westra et al. (64) found a steeper rate of
497 worry decline at post-intervention for MI-CBT groups. Thus, using the same principles, it is
498 possible that the MI-based IJ components in the Anxiety programme instills a “user-as-expert”
499 stance, which reinforce the participants’ confidence in applying the techniques learnt to address
500 anxiety and worry, ultimately improving their anxiety levels post-intervention. This suggests
501 practical implications for future developments of anxiety related mHealth application, in terms
502 of integrating MI-based journaling elements which could aid in long-term effective reductions
503 of anxiety.

504

505

506

507 **Psychological Mindedness as a Mediator**

508 To our knowledge, this is the first study that investigated Psychological Mindedness as a
509 mediator in the context of mHealth apps. The present study demonstrated that changes in PM
510 mediated the relationship between higher App Engagement and improvements in anxiety and
511 depression at post-intervention and follow-up. These findings extend previous studies by
512 Bakker's group (13,21,22) that have observed the mediating role of coping self-efficacy (CSE)
513 on anxiety and depression. Previous studies have hinted upon the potential relationship between
514 PM and CSE, particularly problem-focused or adaptive coping (38). Pang et al. (30) have also
515 established that the insight component of PM significantly mediates the relationship between
516 dysfunctional coping and depressive symptoms. Hence, it is unsurprising to find that PM plays
517 a mediating role in the relationship between App Engagement and anxiety and depression
518 outcomes.

519
520 However, only indirect effects via PM were found for Anxiety at post-intervention, but no
521 direct effects. One explanation could be that the unmeasured presence of a conflicting mediator
522 that ultimately cancels out the overall direct effect (52,65). This is highly probable, as the
523 current study did not measure Coping Self-Efficacy and Emotional Self-Awareness, two
524 previously established mediators (13,21,22). Furthermore, the present finding also supported
525 the aforementioned theory on the potential reason behind the observed delayed effect in
526 Anxiety as well as the importance of discomfort tolerance in anxiety pathology. A study by
527 Beitel et al. (27) found associations between high PM individuals and their ability to tolerate
528 distressing elements of psychotherapy. Additionally, Beitel et al. (66) also found that highly
529 psychologically minded individuals appear to expect more self-involvement in the treatment
530 process and outcome. Hence, speculatively, it may be that individuals who engaged with the
531 application experienced improvements in PM, which in turn allowed them to better tolerate

532 discomfort and become intrinsically motivated to engage with the app’s “user-as-expert”-
533 inducing features.

534

535 A partial mediating effect of PM was found for depression at post-intervention and follow-up.
536 This indicates that the mediating effect of PM appears to be stronger (and more apparent) in
537 reducing depression, compared to anxiety. One reason could be the rudimentary differences
538 between depression and anxiety; depression is typically a result of goal loss (67), resulting in
539 persistent analytical thinking that focuses on lost goals (68). These cognitive patterns are
540 associated with anhedonia, an inability to experience positive affect, which in turn reduces
541 motivation to engage in other activities. On the contrary, anxiety typically surfaces as a defense
542 mechanism when individuals are faced with threats (67). As such, a major function underlying
543 anxiety involves selective attention to potential perceivable threats (69), whereby when faced
544 with threatening scenarios, participants are likely to switch their attentional focus to avoid the
545 source of threat entirely. Consequently, it is possible that PM is more relevant for depression,
546 as its relation to motivation, rather than attentional avoidance, may have an effect in depression
547 reduction (37). This is supported by studies that found PM to be associated with higher
548 commitment and stronger involvement in therapy (28,70,71), which is suggestive of an
549 individual’s motivation. Therefore, it is likely that an increase in PM influenced participants’
550 motivation levels, leading to incitements to produce new goals, thereby exerting a stronger
551 mediating effect at post-intervention and follow-up. However, further studies on associations
552 between motivation, PM and depression are required to confirm this theory.

553

554

555

556

557

558 **Limitations and Future Directions**

559 Our study is not without limitations. First, no waitlist group was included. Although our main
560 objective was to assess whether the Anxiety and Worry programme is more effective than the
561 active control (Procrastination programme) in reducing anxiety and worry, including a passive
562 control would have yielded a clearer result pattern. Furthermore, we underestimated the
563 relevance of CBT techniques utilized in the Procrastination programme for worry outcomes and
564 thus did not expect that it would be as effective in reducing anxiety among young adults.
565 Alternatively, future studies may consider utilizing mHealth programmes that are not based on
566 CBT or based on different treatment modalities. Moreover, future studies may benefit from
567 including a more objective app engagement measure to limit its potential in acting as a third
568 variable when examining mHealth application's efficacy.

569
570 Lastly, although the present study provides a valuable insight into potential pathways of
571 improvements in anxiety and depression levels via psychological mindedness when engaging in
572 mHealth applications, future research should aim to identify additional mediators that might
573 strengthen the benefit of mHealth applications.

574

575 **Conclusion**

576 The intervention and active control showed significant improvements in anxiety across time,
577 however both groups did not differ significantly from one another. Nonetheless, our study
578 demonstrated the continual improvement of anxiety induced by the Anxiety programme post-
579 intervention. Altogether, this study suggests that engagement with mHealth apps is related to
580 reduction in anxiety and depression. One mechanism involved in exerting this effect is the
581 app's ability to improve an individual's Psychological Mindedness. Higher engagement with
582 either mHealth application predicted improvements on anxiety and depression scores. Despite

583 small effect sizes observed, the practical implications of these cost-effective, highly accessible
584 mHealth applications can meaningfully impact public mental health at scale.

585

586 **Acknowledgements**

587 The authors would like to thank the students for participating in the trial, the funding listed, and
588 the team at Intellect for adapting the application and providing support throughout the study.

589

590

591

592

593

594

595

596

597

598

599

600

601

602

603

604

605

606

607

608 **References**

- 609 1. Borkovec TD, Inz J. The nature of worry in generalized anxiety disorder: A
610 predominance of thought activity. *Behav Res Ther.* 1990 Jan 1;28(2):153–8.
- 611 2. Hohls JK, König HH, Quirke E, Hajek A. Anxiety, Depression and Quality of Life—A
612 Systematic Review of Evidence from Longitudinal Observational Studies. *Int J Environ*
613 *Res Public Health.* 2021 Nov 16;18(22):12022.
- 614 3. Moreno-Peral P, Pino-Postigo A, Conejo-Cerón S, Bellón D, Rodríguez-Martín B,
615 Martínez-Vizcaíno V, et al. Effectiveness of Physical Activity in Primary Prevention of
616 Anxiety: Systematic Review and Meta-Analysis of Randomized Controlled Trials. *Int J*
617 *Environ Res Public Health.* 2022 Feb 5;19(3):1813.
- 618 4. Liyanage S, Saqib K, Khan AF, Thobani TR, Tang WC, Chiarot CB, et al. Prevalence of
619 Anxiety in University Students during the COVID-19 Pandemic: A Systematic Review.
620 *Int J Environ Res Public Health.* 2021 Dec 22;19(1):62.
- 621 5. Hunt J, Eisenberg D. Mental Health Problems and Help-Seeking Behavior Among
622 College Students. *J Adolesc Health.* 2010 Jan 1;46(1):3–10.
- 623 6. Lake J, Turner MS. Urgent Need for Improved Mental Health Care and a More
624 Collaborative Model of Care. *Perm J.* 2017;21:17–024.
- 625 7. Ohayon MM, Shapiro CM, Kennedy SH. Differentiating DSM-IV Anxiety and
626 Depressive Disorders in the General Population: Comorbidity and Treatment
627 Consequences. *Can J Psychiatry.* 2000 Mar 1;45(2):166–72.
- 628 8. Vanheusden K, Mulder CL, van der Ende J, van Lenthe FJ, Mackenbach JP, Verhulst
629 FC. Young adults face major barriers to seeking help from mental health services. *Patient*
630 *Educ Couns.* 2008 Oct 1;73(1):97–104.
- 631 9. Collins KA, Westra HA, Dozois DJA, Burns DD. Gaps in accessing treatment for anxiety
632 and depression: Challenges for the delivery of care. *Clin Psychol Rev.* 2004 Sep

- 633 1;24(5):583–616.
- 634 10. Donker T, Petrie K, Proudfoot J, Clarke J, Birch MR, Christensen H. Smartphones for
635 Smarter Delivery of Mental Health Programs: A Systematic Review. *J Med Internet Res.*
636 2013 Nov 15;15(11):e247.
- 637 11. Firth J, Torous J, Nicholas J, Carney R, Rosenbaum S, Sarris J. Can smartphone mental
638 health interventions reduce symptoms of anxiety? A meta-analysis of randomized
639 controlled trials. *J Affect Disord.* 2017 Aug 15;218:15–22.
- 640 12. Hilty DM, Chan S, Hwang T, Wong A, Bauer AM. Advances in mobile mental health:
641 opportunities and implications for the spectrum of e-mental health services. *mHealth.*
642 2017 Aug 21;3:34.
- 643 13. Bakker D, Kazantzis N, Rickwood D, Rickard N. A randomized controlled trial of three
644 smartphone apps for enhancing public mental health. *Behav Res Ther.* 2018 Oct;109:75–
645 83.
- 646 14. Lee M, Lee H, Kim Y, Kim J, Cho M, Jang J, et al. Mobile App-Based Health Promotion
647 Programs: A Systematic Review of the Literature. *Int J Environ Res Public Health.* 2018
648 Dec 13;15(12):E2838.
- 649 15. Linardon J, Cuijpers P, Carlbring P, Messer M, Fuller-Tyszkiewicz M. The efficacy of
650 app-supported smartphone interventions for mental health problems: a meta-analysis of
651 randomized controlled trials. *World Psychiatry.* 2019 Oct;18(3):325–36.
- 652 16. Goldberg SB, Lam SU, Simonsson O, Torous J, Sun S. Mobile phone-based
653 interventions for mental health: A systematic meta-review of 14 meta-analyses of
654 randomized controlled trials. *PLOS Digit Health.* 2022 Jan 18;1(1):e0000002.
- 655 17. Ahmed A, Ali N, Giannicchi A, Abd-alrazaq AA, Ahmed MAS, Aziz S, et al. Mobile
656 applications for mental health self-care: A scoping review. *Comput Methods Programs*
657 *Biomed Update.* 2021 Jan 1;1:100041.
- 658 18. Wang K, Varma DS, Prosperi M. A systematic review of the effectiveness of mobile

- 659 apps for monitoring and management of mental health symptoms or disorders. *J*
660 *Psychiatr Res.* 2018 Dec 1;107:73–8.
- 661 19. Larsen ME, Huckvale K, Nicholas J, Torous J, Birrell L, Li E, et al. Using science to sell
662 apps: Evaluation of mental health app store quality claims. *Npj Digit Med.* 2019 Mar
663 22;2(1):1–6.
- 664 20. Wasil AR, Venturo-Conerly KE, Shingleton RM, Weisz JR. A review of popular
665 smartphone apps for depression and anxiety: Assessing the inclusion of evidence-based
666 content. *Behav Res Ther.* 2019 Dec 1;123:103498.
- 667 21. Bakker D, Rickard N. Engagement in mobile phone app for self-monitoring of emotional
668 wellbeing predicts changes in mental health: MoodPrism. *J Affect Disord.* 2018
669 Feb;227:432–42.
- 670 22. Bakker D, Rickard N. Engagement with a cognitive behavioural therapy mobile phone
671 app predicts changes in mental health and wellbeing: MoodMission. *Aust Psychol.* 2019
672 Aug 1;54(4):245–60.
- 673 23. Huberty J, Puzia ME, Green J, Vlisides-Henry RD, Larkey L, Irwin MR, et al. A
674 mindfulness meditation mobile app improves depression and anxiety in adults with sleep
675 disturbance: Analysis from a randomized controlled trial. *Gen Hosp Psychiatry.* 2021
676 Nov 1;73:30–7.
- 677 24. Li J, Zhang C, Li X, Zhang C. Patients' emotional bonding with MHealth apps: An
678 attachment perspective on patients' use of MHealth applications. *Int J Inf Manag.* 2020
679 Apr 1;51:102054.
- 680 25. Denollet J, Nykliček I. Psychological mindedness: A new index to assess a major
681 emotion-focused coping style. In: *Emotional expression and health: Advances in theory,*
682 *assessment and clinical applications.* New York, NY, US: Brunner-Routledge; 2004. p.
683 185–203.
- 684 26. Abramowitz SI, Abramowitz CV. Psychological-Mindedness and Benefit From Insight-

- 685 Oriented Group Therapy. *Arch Gen Psychiatry*. 1974 May 1;30(5):610–5.
- 686 27. Beitel M, Ferrer E, Cecero JJ. Psychological mindedness and awareness of self and
687 others. *J Clin Psychol*. 2005;61(6):739–50.
- 688 28. Conte HR, Plutchik R, Jung BB, Picard S, Karasu TB, Lotterman A. Psychological
689 Mindedness as a predictor of psychotherapy outcome: A preliminary report. *Compr*
690 *Psychiatry*. 1990 Sep 1;31(5):426–31.
- 691 29. Grant A, Franklin J, Langford P. The Self-Reflection and Insight Scale: A New Measure
692 of Private Self-Consciousness. *Soc Behav Personal Int J*. 2002 Jan 1;30:821–35.
- 693 30. Pang NTP, Masiran R, Tan KA, Kassim A. Psychological mindedness as a mediator in
694 the relationship between dysfunctional coping styles and depressive symptoms in
695 caregivers of children with autism spectrum disorder. *Perspect Psychiatr Care*.
696 2020;56(3):649–56.
- 697 31. Piper WE, Joyce AS, Rosie JS, Azim HF. Psychological mindedness, work, and outcome
698 in day treatment. *Int J Group Psychother*. 1994 Jul;44(3):291–311.
- 699 32. Piper WE, Rosie JS, Joyce AS, Azim HFA. Time-limited day treatment for personality
700 disorders: Integration of research and practice in a group program. Washington, DC, US:
701 American Psychological Association; 1996. xv, 360 p. (Time-limited day treatment for
702 personality disorders: Integration of research and practice in a group program).
- 703 33. Piper WE, McCallum M, Joyce AS, Rosie JS, Ogrodniczuk JS. Patient personality and
704 time-limited group psychotherapy for complicated grief. *Int J Group Psychother*. 2001
705 Oct;51(4):525–52.
- 706 34. McCallum M, Piper WE, O’Kelly J. Predicting patient benefit from a group-oriented,
707 evening treatment program. *Int J Group Psychother*. 1997 Jul;47(3):291–314.
- 708 35. McCallum M, Piper WE, Ogrodniczuk JS, Joyce AS. Relationships among psychological
709 mindedness, alexithymia and outcome in four forms of short-term psychotherapy.
710 *Psychol Psychother Theory Res Pract*. 2003;76(2):133–44.

- 711 36. Conte HR, Ratto R, Karasu TB. The Psychological Mindedness Scale. *J Psychother Pract*
712 *Res.* 1996;5(3):250–9.
- 713 37. Boylan MB. PSYCHOLOGICAL MINDEDNESS AS A PREDICTOR OF
714 TREATMENT. :132.
- 715 38. Nyklíček I, Majoor D, Schalken PAAM. Psychological mindedness and symptom
716 reduction after psychotherapy in a heterogeneous psychiatric sample. *Compr Psychiatry.*
717 2010 Sep 1;51(5):492–6.
- 718 39. Marciniak MA, Shanahan L, Rohde J, Schulz A, Wackerhagen C, Kobylińska D, et al.
719 Standalone Smartphone Cognitive Behavioral Therapy–Based Ecological Momentary
720 Interventions to Increase Mental Health: Narrative Review. *JMIR MHealth UHealth.*
721 2020 Nov 12;8(11):e19836.
- 722 40. Grant AM. Rethinking Psychological Mindedness: Metacognition, Self-reflection, and
723 Insight. *Behav Change.* 2001 Apr;18(1):8–17.
- 724 41. Sauter FM, Heyne D, Blöte AW, Widenfelt BM van, Westenberg PM. Assessing
725 Therapy-Relevant Cognitive Capacities in Young People: Development and
726 Psychometric Evaluation of the Self-Reflection and Insight Scale for Youth. *Behav Cogn*
727 *Psychother.* 2010 May;38(3):303–17.
- 728 42. Siddaway AP, Taylor PJ, Wood AM. Reconceptualizing Anxiety as a Continuum That
729 Ranges From High Calmness to High Anxiety: The Joint Importance of Reducing
730 Distress and Increasing Well-Being. *J Pers Soc Psychol.* 2018 Feb;114(2):e1–11.
- 731 43. Löwe B, Decker O, Müller S, Brähler E, Schellberg D, Herzog W, et al. Validation and
732 standardization of the Generalized Anxiety Disorder Screener (GAD-7) in the general
733 population. *Med Care.* 2008 Mar;46(3):266–74.
- 734 44. Spitzer RL, Kroenke K, Williams JBW, Löwe B. A Brief Measure for Assessing
735 Generalized Anxiety Disorder: The GAD-7. *Arch Intern Med.* 2006 May
736 22;166(10):1092–7.

- 737 45. Kroenke K, Spitzer RL, Williams JBW. The PHQ-9. *J Gen Intern Med*. 2001
738 Sep;16(9):606–13.
- 739 46. Stoyanov SR, Hides L, Kavanagh DJ, Wilson H. Development and Validation of the
740 User Version of the Mobile Application Rating Scale (uMARS). *JMIR MHealth*
741 *UHealth*. 2016 Jun 10;4(2):e72.
- 742 47. Faul F, Erdfelder E, Lang AG, Buchner A. G*Power 3: a flexible statistical power
743 analysis program for the social, behavioral, and biomedical sciences. *Behav Res*
744 *Methods*. 2007 May;39(2):175–91.
- 745 48. Lecomte T, Potvin S, Corbière M, Guay S, Samson C, Cloutier B, et al. Mobile Apps for
746 Mental Health Issues: Meta-Review of Meta-Analyses. *JMIR MHealth UHealth*. 2020
747 May 29;8(5):e17458.
- 748 49. Hochheimer CJ, Sabo RT, Krist AH, Day T, Cyrus J, Woolf SH. Methods for Evaluating
749 Respondent Attrition in Web-Based Surveys. *J Med Internet Res*. 2016 Nov
750 22;18(11):e301.
- 751 50. Hayes AF. Introduction to Mediation, Moderation, and Conditional Process Analysis:
752 Third Edition: A Regression-Based Approach [Internet]. [cited 2022 Jul 4]. Available
753 from: [https://www.guilford.com/books/Introduction-to-Mediation-Moderation-and-](https://www.guilford.com/books/Introduction-to-Mediation-Moderation-and-Conditional-Process-Analysis/Andrew-Hayes/9781462549030)
754 [Conditional-Process-Analysis/Andrew-Hayes/9781462549030](https://www.guilford.com/books/Introduction-to-Mediation-Moderation-and-Conditional-Process-Analysis/Andrew-Hayes/9781462549030)
- 755 51. Cohen J. *Statistical Power Analysis for the Behavioral Sciences*. 2nd ed. New York:
756 Routledge; 1988. 567 p.
- 757 52. Zhao X, Lynch JG, Chen Q. Reconsidering Baron and Kenny: Myths and Truths about
758 Mediation Analysis. *J Consum Res*. 2010 Aug;37(2):197–206.
- 759 53. Hair JF, Hult GTM, Ringle CM, Sarstedt M, Danks NP, Ray S. Mediation Analysis. In:
760 Hair Jr. JF, Hult GTM, Ringle CM, Sarstedt M, Danks NP, Ray S, editors. *Partial Least*
761 *Squares Structural Equation Modeling (PLS-SEM) Using R: A Workbook* [Internet].
762 Cham: Springer International Publishing; 2021 [cited 2022 Jul 20]. p. 139–53.

- 763 (Classroom Companion: Business). Available from: <https://doi.org/10.1007/978-3-030->
764 80519-7_7
- 765 54. Mostert J, Loxton H. Exploring the Effectiveness of the FRIENDS Program in Reducing
766 Anxiety Symptoms Among South African Children. *Behav Change*. 2008 Jun
767 1;25(2):85–96.
- 768 55. Troeung L, Egan SJ, Gasson N. A waitlist-controlled trial of group cognitive behavioural
769 therapy for depression and anxiety in Parkinson’s disease. *BMC Psychiatry*. 2014 Jan
770 27;14(1):19.
- 771 56. Schmidt NB, Richey JA, Cromer KR, Buckner JD. Discomfort Intolerance: Evaluation of
772 a Potential Risk Factor for Anxiety Psychopathology. *Behav Ther*. 2007 Sep
773 1;38(3):247–55.
- 774 57. Spira AP, Zvolensky MJ, Eifert GH, Feldner MT. Avoidance-oriented coping as a
775 predictor of panic-related distress: a test using biological challenge. *J Anxiety Disord*.
776 2004 Jan 1;18(3):309–23.
- 777 58. Peris TS, Compton SN, Kendall PC, Birmaher B, Sherill J, March J, et al. Trajectories of
778 Change in Youth Anxiety during Cognitive Behavior Therapy. *J Consult Clin Psychol*.
779 2015 Apr;83(2):239–52.
- 780 59. KÜchler AM, Albus P, Ebert DD, Baumeister H. Effectiveness of an internet-based
781 intervention for procrastination in college students (StudiCare Procrastination): Study
782 protocol of a randomized controlled trial. *Internet Interv*. 2019 Sep 1;17:100245.
- 783 60. Beutel ME, Klein EM, Aufenanger S, Brähler E, Dreier M, Müller KW, et al.
784 Procrastination, Distress and Life Satisfaction across the Age Range – A German
785 Representative Community Study. *PLOS ONE*. 2016 Feb 12;11(2):e0148054.
- 786 61. Miller WR. Interactive journaling as a clinical tool. *J Ment Health Couns*.
787 2014;36(1):31–42.
- 788 62. Riper H, Andersson G, Hunter SB, de Wit J, Berking M, Cuijpers P. Treatment of

- 789 comorbid alcohol use disorders and depression with cognitive-behavioural therapy and
790 motivational interviewing: a meta-analysis. *Addict* Abingdon Engl. 2014
791 Mar;109(3):394–406.
- 792 63. Murphy DA, Chen X, Naar-King S, Parsons for the Adolescent Trials N JT. Alcohol and
793 Marijuana Use Outcomes in the Healthy Choices Motivational Interviewing Intervention
794 for HIV-Positive Youth. *AIDS Patient Care STDs*. 2012 Feb;26(2):95–100.
- 795 64. Westra HA, Constantino MJ, Antony MM. Integrating motivational interviewing with
796 cognitive-behavioral therapy for severe generalized anxiety disorder: An allegiance-
797 controlled randomized clinical trial. *J Consult Clin Psychol*. 2016;84(9):768–82.
- 798 65. Darlington RB, Hayes AF. *Regression Analysis and Linear Models: Concepts,*
799 *Applications, and Implementation*. Guilford Publications; 2016. 688 p.
- 800 66. Beitel M, Hutz A, Sheffield KM, Gunn C, Cecero JJ, Barry DT. Do psychologically-
801 minded clients expect more from counselling? *Psychol Psychother Theory Res Pract*.
802 2009;82(4):369–83.
- 803 67. Johnson-laird PN, Oatley K. The language of emotions: An analysis of a semantic field.
804 *Cogn Emot*. 1989 Apr 1;3(2):81–123.
- 805 68. Andrews PW, Thomson JA. The bright side of being blue: Depression as an adaptation
806 for analyzing complex problems. *Psychol Rev*. 2009 Jul;116(3):620–54.
- 807 69. Eysenck MW. *Anxiety: The Cognitive Perspective* [Internet]. [cited 2022 Jul 4].
808 Available from: [https://www.routledge.com/Anxiety-The-Cognitive-](https://www.routledge.com/Anxiety-The-Cognitive-Perspective/Eysenck/p/book/9781138876927)
809 [Perspective/Eysenck/p/book/9781138876927](https://www.routledge.com/Anxiety-The-Cognitive-Perspective/Eysenck/p/book/9781138876927)
- 810 70. McCallum M, Piper WE. The Psychological Mindedness Assessment Procedure. *Psychol*
811 *Assess J Consult Clin Psychol*. 1990;2(4):412–8.
- 812 71. McCallum M, Piper WE. *Psychological Mindedness: A Contemporary Understanding*. L.
813 Erlbaum; 1997. 276 p.

814 **Supporting Information**

815 **S1 File. Primary and Secondary Outcomes Questionnaire**

816 **S2 File. Ethics Approval Letter**

817

818

819

820

821

822

823

824

825

826

827

828

829

830

831

832

833

834

835

836

837

838

839

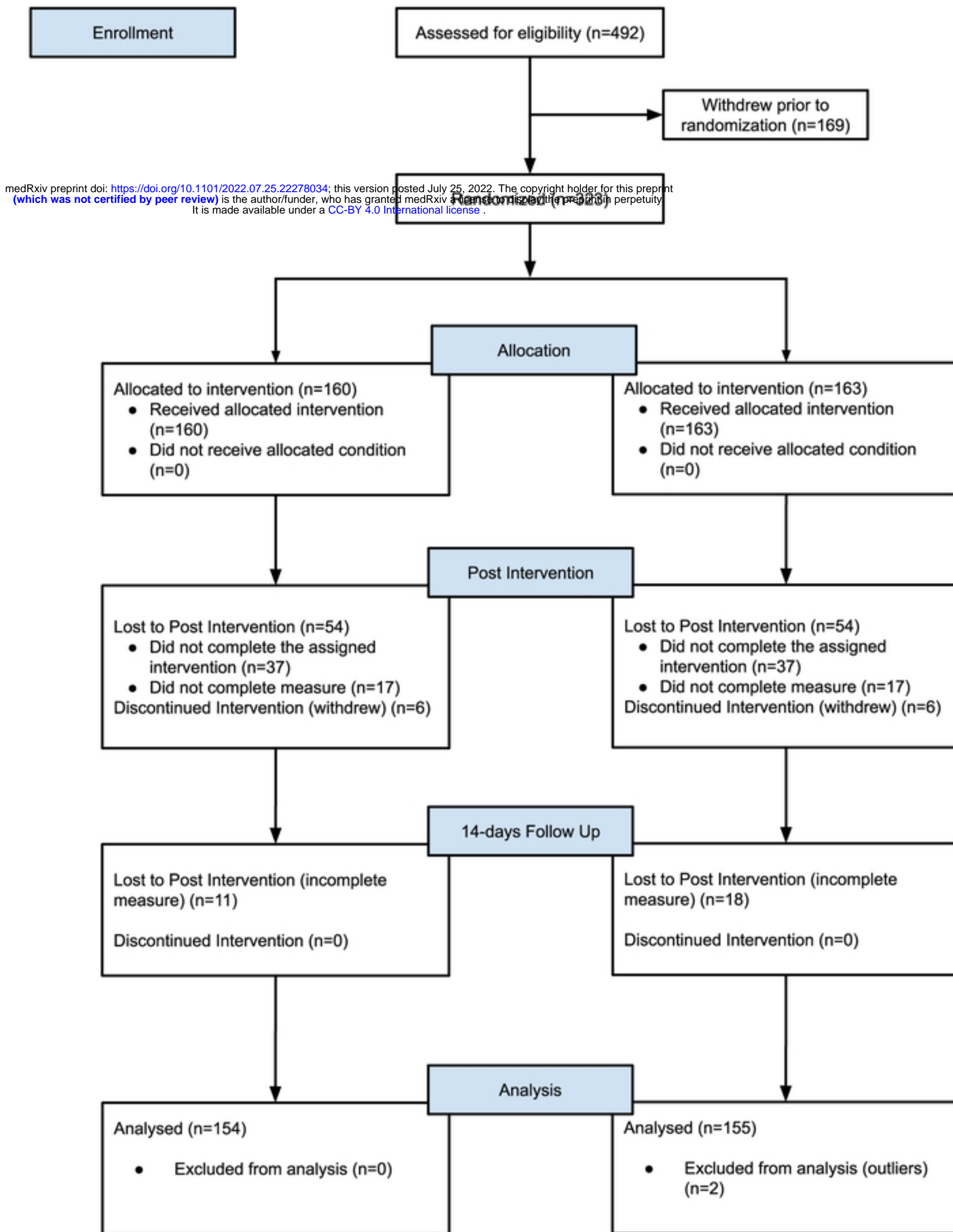


Fig 1. CONSORT Flow Diagram

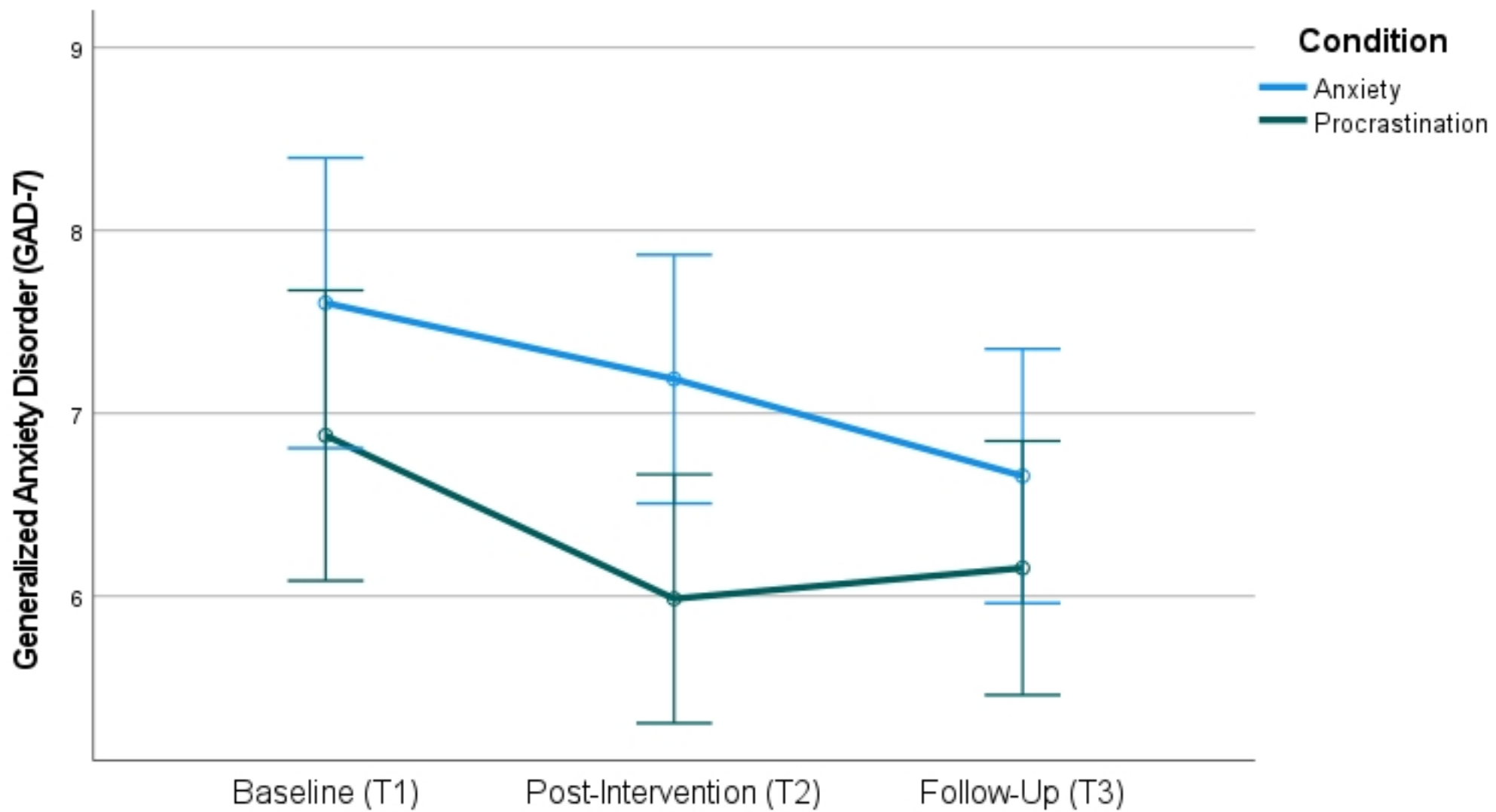


Fig 2. Profile Plot

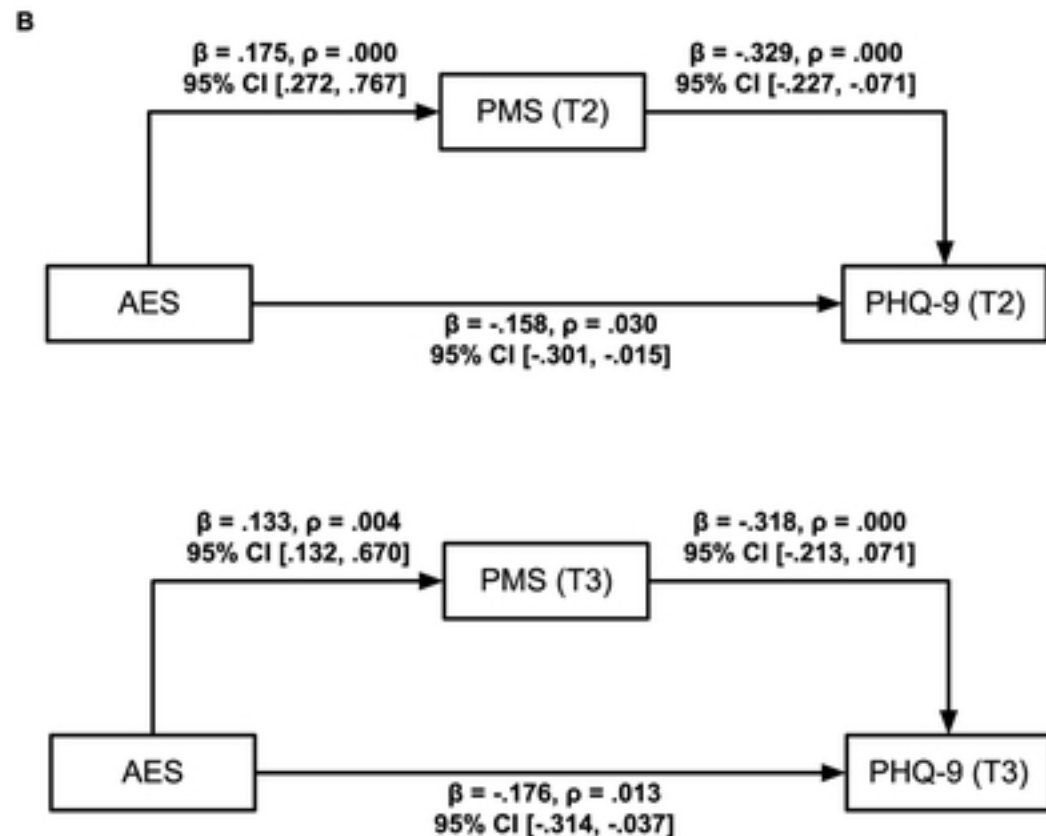
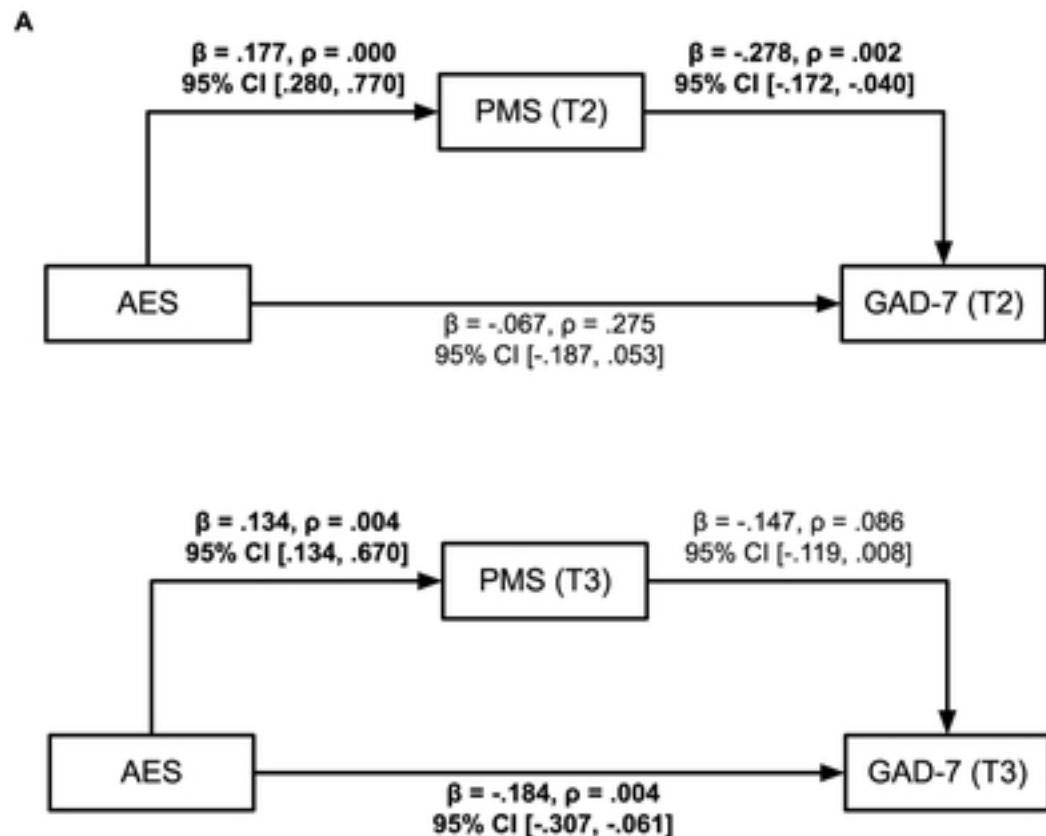


Fig 3. Mediated Regression