

1
2
3
4
5
6
7
8
9
10
11
12
13
14
15
16
17
18
19
20
21
22
23
24
25
26
27
28
29
30
31
32
33

Title: Digital Exposure Notification Tools: A Global Landscape Analysis

Authors: Camille Nebeker EdD, MS*^{1,2}, Daniah Kareem, BSPH^{1,2}, Aidan Yong, BA², Rachel Kunowski^{2,6}, Mohsen Malekinejad, MD, DPH^{4,5}, Eliah Aronoff-Spencer, MD, PhD¹⁻³

Affiliations

1. Herbert Wertheim School of Public Health and Human Longevity Science, University of California San Diego, 9500 Gilman Drive, La Jolla, CA USA 92093
2. The Design Lab, University of California San Diego, UC San Diego, 9500 Gilman Drive, La Jolla, CA USA 92093
3. Division of Infectious Diseases and Global Public Health, School of Medicine, UC San Diego, UC San Diego School of Medicine, 9500 Gilman Drive, La Jolla, CA USA 92093
4. University of California, San Francisco, Department of Epidemiology and Biostatistics, San Francisco, California, USA
5. University of California, San Francisco, Institute for Global Health Sciences, San Francisco, CA, USA
6. UC San Diego, 9500 Gilman Drive, La Jolla, CA USA 92093

*Corresponding Author:

Eliah Aronoff-Spencer MD PhD
Division of Infectious Diseases and Global Public Health
School of Medicine &
The Design Lab
University of California San Diego
9500 Gilman Drive, La Jolla, CA USA 92093
Email: earonoffspencer@health.ucsd.edu

34 Word Count: 3492

35

36 Figures: 5

37

38 Tables: 1 main table

39 6 supplemental

40

41

42

43

44 Keywords: exposure notification, contact tracing, COVID-19, pandemic, digital health, Google
45 Apple Exposure Notification (GAEN)

46

47

48 **Research in Context:**

49

50 **Evidence before this study.** The COVID-19 pandemic created a role for technology to
51 complement traditional contact tracing and mitigate the spread of disease. How countries
52 responded with technology - specifically, how they utilized mobile apps to support public health
53 was a focus of this research. The search process consisted of searching the Google Search Engine
54 using queries “(*country name* COVID app) OR (COVID app *country name*) OR (COVID
55 app *country name*+) OR (*country name*+ COVID app).” Apps that were found on the App
56 Store, Google Play, and official government format that fit the pre-defined eligibility criteria
57 were included in the Apps list considered in this search. Apps that did not match those criteria
58 were excluded from the process. All 195 countries and associated COVID-19 apps were
59 considered for inclusion if they were official COVID-19 apps adopted by the governments of
60 those countries.

61

62 **Added value of this study.** Findings from this research contributes to the literature by providing
63 a synthesis of how technology is being used to support public health authorities in reducing the
64 spread of COVID-19. The results of this global landscape analysis of COVID 19 mobile apps,
65 included both COVID-19 Exposure Notification Apps and non-Exposure Notification Apps.

66

67 **Implications of all the available evidence.** The findings of this research can provide the
68 foundation for future studies to assess adoption rates and, subsequently identify app features that
69 lead to increased adoption of both Exposure Notification and non-Exposure Notification Apps.
70 Only when a product meets the needs of consumers will it be adopted and utilized, and in the
71 case of exposure notification tools, save lives.

72

73

74 **Eligibility Criteria**

75 The study eligibility criteria included any COVID-19 mobile applications and COVID-19
76 Exposure Notification (EN) systems that were downloadable or activated on a mobile device.
77 The search process involved using queries “(*country name* COVID app) OR (COVID app
78 *country name*), OR (COVID app *country name*+) OR (*country name*+ COVID app)” in
79 Google search engine to identify COVID-19 apps in each country. The data included active and
80 inactive apps discovered during the data collection period of June 2021 - July 2021.

81

82 **Abstract**

83 *Background:* As the COVID-19 global pandemic continues, digital exposure notification systems
84 are increasingly used to support traditional contact tracing and other preventive strategies.
85 Likewise, a plethora of COVID-19 mobile apps have emerged.

86
87 *Objective:* To characterize the global landscape of pandemic related mobile apps, including
88 digital exposure notification and contact tracing tools.

89
90 *Data Sources and Methods:* The following queries were entered into the Google search engine:
91 “(*country name* COVID app) OR (COVID app *country name*) OR (COVID app *country
92 name*+) OR (*country name*+ COVID app)”. The App Store, Google Play, and official
93 government websites were then accessed to collect descriptive data for each app. Descriptive
94 data were qualified and quantified using standard methods. COVID-19 Exposure Notification
95 Systems (ENS) and non-Exposure Notification products were categorized and summarized to
96 provide a global landscape review.

97
98 *Results:*
99 Our search resulted in a global count of 224 COVID-19 mobile apps, in 127 countries. Of these
100 224 apps, 128 supported exposure notification, with 75 employing the Google Apple Exposure
101 Notification (GAEN) app programming interface (API). Of the 75 apps using the GAEN API, 15
102 apps were developed using Exposure Notification Express, a GAEN turnkey solution. COVID-

103 19 apps that did not include exposure notifications (n=96) focused on COVID-19 Self-
104 Assessment (35.4%), COVID-19 Statistics and Information (32.3%), and COVID-19 Health
105 Advice (29.2%).

106

107 *Conclusions:* The digital response to COVID-19 generated diverse and novel solutions to support
108 non-pharmacologic public health interventions. More research is needed to evaluate the extent to
109 which these services and strategies were useful in reducing viral transmission.

110

111 **Introduction**

112 On March 11, 2020, SARS-CoV-2, known as COVID-19, was officially declared a global
113 pandemic by the World Health Organization (WHO)¹. As of March 2022, over 450 million
114 confirmed cases of COVID-19 and 6 million deaths have been reported². Efforts to reduce
115 infection spread have led to myriad digital exposure notification tools to support traditional
116 public health contact tracing strategies.

117

118 The goal of contact tracing is to identify those who have been exposed to a particular
119 communicable disease and isolate them before they further spread the disease. This disease
120 mitigation method dates back at least to the Middle Ages when red crosses were painted atop
121 homes sick with the Plague and ships routinely quarantined for 40 days (Italian (venetian)
122 *quarantine* ‘forty days’)^{3,4}. Traditional contact tracing works by identifying and contacting
123 persons exposed to the infected individuals to see who they have been in contact with and so
124 forth. Exposed contacts are notified and must isolate if they test positive, averting an otherwise
125 new transmission chain. These methods have significant draw backs. Individuals may be reticent
126 to engage with contact tracers, not be forthcoming with contacts, and may not remember their
127 past contacts^{5,6}. Further, the resources to conduct manual contact tracing can be rapidly
128 overcome as case rates rise, and coordination across jurisdictions can be nearly impossible.
129 Today, digital solutions can supplement and work in a synergistic manner to address many of
130 these shortcomings.

131

132 Exposure Notification (EN) systems can play an important role in managing the spread of
133 COVID-19 and other infectious diseases⁷. Exposure Notification and traditional contact tracing
134 have similar goals – that being to notify people who may have been exposed to the virus⁸. The
135 ability to leverage technology to detect and communicate exposure can complement traditional
136 methods and save lives⁷. A specific instance where digital EN can compensate for the limitations
137 of traditional contact tracing is in instances where one is in proximity with strangers whom you
138 would be unable to identify and therefore be unable to notify of exposure with the traditional
139 contact tracing method⁹. Using EN technology, even strangers can be notified of their potential
140 exposure and therefore help mitigate the spread of the virus.

141

142 Digital EN is designed to alert users of potential exposure to COVID-19, as well as to provide
143 information and referral to testing and other forms of support. Bluetooth technology is one
144 strategy used to support digital EN where anonymous “keys” are exchanged based on users
145 distance and duration of exposure. Some apps use Global Positioning System (GPS) tracking
146 and QR code status as digital EN strategies, GAEN API used a decentralized data collection
147 system and majority of apps relied on Bluetooth technology for EN due to privacy
148 protections^{8,10}. In a partnership between Google and Apple, the Google Apple Exposure
149 Notification System (GAEN) was rapidly developed in April 2020, which followed the PACT
150 Protocol (Privacy Automated Contact Tracing) designed to preserve privacy in exposure
151 detection methods¹¹. GAEN was created for public health authorities (PHAs) to develop their
152 own Exposure Notifications app using the GAEN API. Exposure Notifications Express (ENX)
153 was a later development using GAEN. With ENX, PHAs provide Google and Apple with a

154 configuration file that contains instructions, content, messaging, and risk parameters, which uses
155 the GAEN API to generate a custom exposure notification app.

156

157 **Methods**

158 The purpose of this global landscape analysis was to document and characterize COVID-19
159 mobile apps, including Exposure Notification (EN) technologies.

160

161 **Eligibility Criteria**

162 The study eligibility criteria included any COVID-19 mobile app and COVID-19 Exposure
163 Notification (EN) systems that were downloadable or activated on a mobile device. The search
164 process involved using queries “(*country name* COVID app) OR (COVID app *country
165 name*) OR (COVID app *country name*+) OR (*country name*+ COVID app)”
166 in the Google search engine to identify COVID-19 apps in each country. The data included
167 active and inactive apps discovered during the data collection period of June 2021 - July 2021.

168

169 **COVID-19 App Selection Strategy:**

170 The process for screening COVID-19 mobile apps involved first identifying if the COVID-19
171 app was a mobile app, which was defined as being able to download on a mobile device. Three
172 co-authors (DK, AY, RK) divided a list of 195 countries into thirds. Each co-author then
173 identified all COVID-19 apps that existed or previously existed in those countries. Our review

174 includes both COVID-19 Exposure Notification (EN) apps and non-Exposure COVID-19 apps
175 (non EN).

176

177 **Data Collection Process**

178

179 Identified apps were entered into a database by country where the app was deployed along with
180 descriptors of the app functionalities. When app descriptions in news articles, app websites,
181 Google Play Store, or App Store were not available in English, Google Translate was used for
182 translation.

183

184 The data collection process was divided into two phases. Phase 1 consisted of identifying every
185 COVID-19 related mobile app using the above search method. For each resulting app,
186 descriptive data were entered into a spreadsheet. The data included whether the: 1- app was an
187 exposure notification app and, if yes, whether the API was GAEN, 2- product use was voluntary
188 or mandatory in the country, and 3- product used privacy-first messaging on the official app
189 website, Google Play Store, and/or App Store. In addition, the dataset included data management
190 and design considerations.

191

192 Phase 2 involved separating apps into two categories: 1- Exposure Notifications apps (EN) and
193 2- Non Exposure Notification apps (non EN). EN apps were further categorized as using GAEN

194 and/or Exposure Notifications Express (ENX). For each COVID-19 app, the features were
195 documented, and descriptive statistics applied.

196

197 Assumptions made in the process were that the information given on the Google Play store, App
198 Store, and articles/websites discussing the app accurately described all app features. Table 1
199 below lists the app features and intended functionality.

200

201 A second review involved authors cross checking the data collection and analysis process. The
202 app search process involved three researchers inputting the same keywords into the same search
203 engine on three different laptops, (*country name* COVID App). The researchers checked for
204 consistency in coding by searching for apps within the same 10 countries independently and then
205 met to discuss the codes used to describe features and develop code definitions. Upon agreement
206 of the coding schema, the search for global apps was divided among the three co-authors, with
207 each responsible for searching countries within the assigned segment and documenting all apps
208 and functionalities. To consolidate the coding schema, a codebook was created to define each
209 documented functionality. a second review involved authors cross-checking a different section of
210 the country list than they had previously reviewed. All discrepancies were then addressed in a
211 meeting between the three researchers and missing eligible apps were added to apps list.

212

213 **Results**

214

215 The results describe characteristics and functionality of 224 COVID-19 mobile apps available
216 globally. The data were drawn from 195 countries, including the United States and each of its 50
217 states.

218

219 **Global Digital EN Landscape**

220

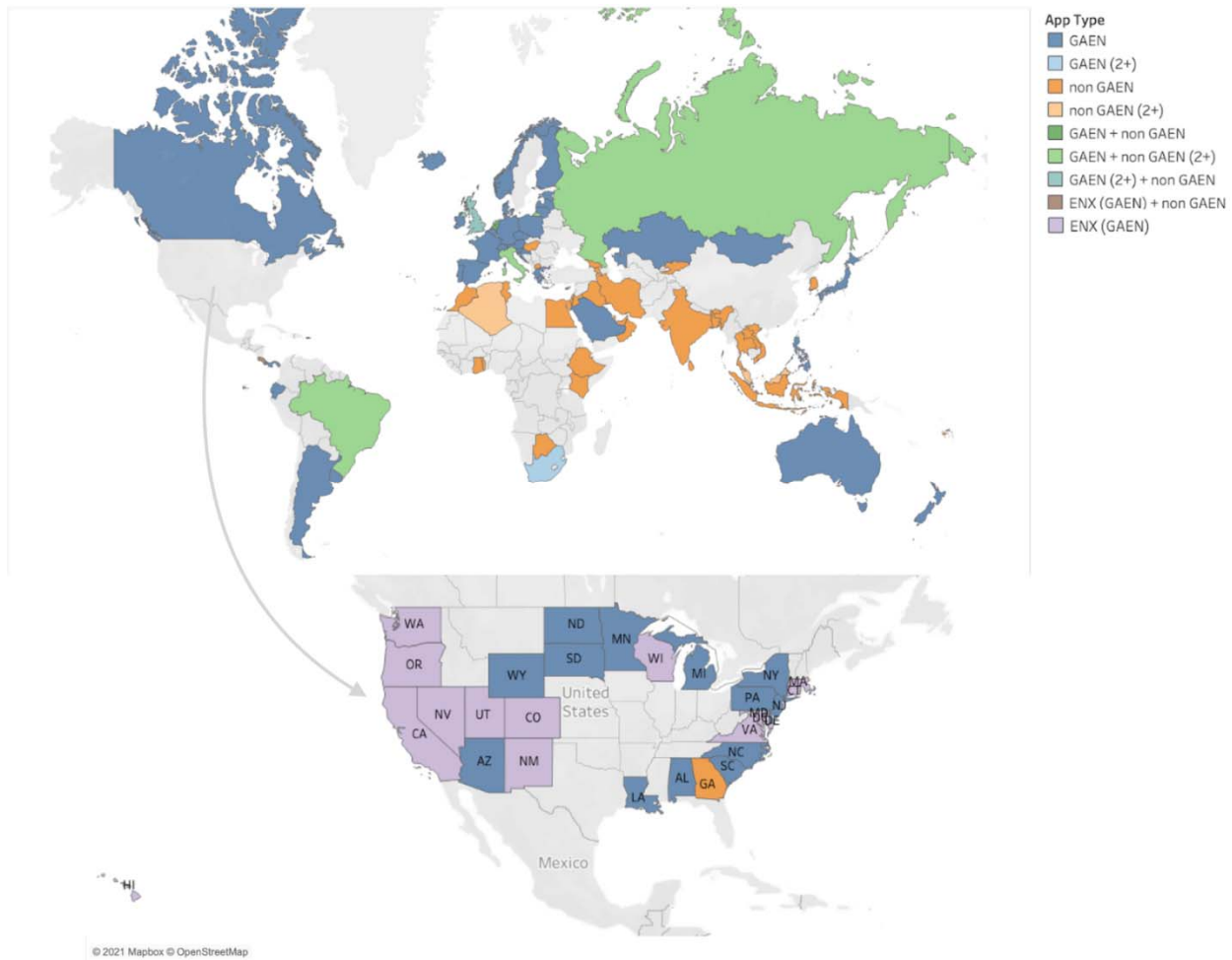
221 Figure 1 shows a color-coded geographic map of all the countries/regions using COVID-19
222 Exposure Notification Apps by API.*¹

223

224

225

¹* The notation (2+) indicates that more than 2 of that app's type have been deployed within the region. EN apps not using the GAEN API were documented as a "non GAEN" app. The notation (2+) indicates that more than 2 of that app's type have been deployed within the region. EN apps not using the GAEN API were documented as a "non GAEN" app. The documentation "GAEN + non GAEN" means that the region had deployed both a GAEN app and a non GAEN app. ENX (GAEN) means that the region deployed an Exposure Notifications Express app, which also uses the GAEN API.



226

227 **Figure 1. Global map of regions categorized by Exposure Notification (EN) App API.**

228

229 Voluntary vs Mandated

230 Of the 224 COVID-19 apps, 150 apps (67.0%) were available for voluntary use where the user
231 may choose to opt-in or out at their convenience. Conversely, 15 apps (6.7%) mandated user
232 adoption and the remaining 59 apps were unclassified (26.3%). Mandates were enforced by
233 either the government directly (n=7) where there were fines and consequences for not using the
234 apps, or by the institution (e.g., school, airports, etc.) (n=5), or by workplace (n=3).

235

236 EN vs Non EN

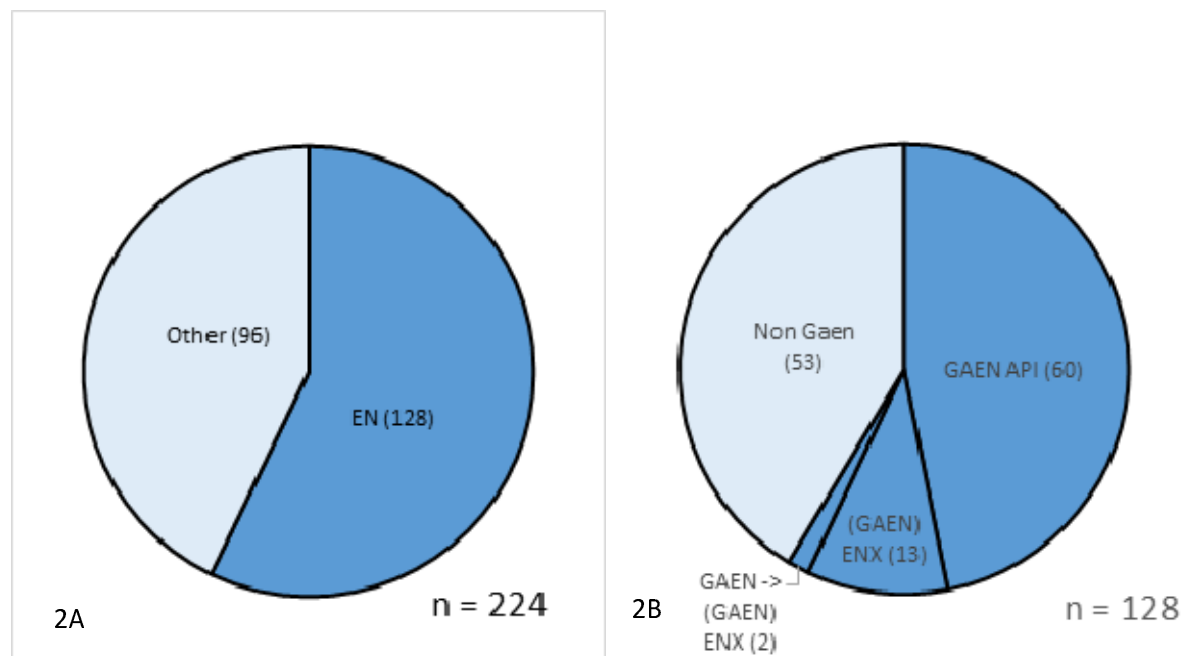
237 Of the total, 128 apps (57.1%) were EN apps and 96 (42.9%) were non EN apps with 75 of the

238 EN apps (58.6%) built with GAEN. Within the 75 GAEN apps, 15 apps (10.4% of all EN apps)

239 used the Exposure Notification Express (ENX) system. The remaining 53 apps (41.4%) used an

240 API other than GAEN (see figure 2).

241



242

243

244 **Figure 2. EN App Features: Figure 2a depicts the numbers of exposure notification and non-exposure**

245 **notification apps and Figure 2b depicts the type of API technology used.**

246

247

248 **Table 1. COVID-19 apps features and a description of intended functionality**

249

Listed Features	Functionality Description
COVID-19 Info	Information of COVID-19 spread and/or statistics in the country
Route Tracking/Journal	Personal location log for contact tracing
Symptom Tracker	To track and log symptoms
Self-Assessment	Individual assessment of symptoms to determine health status
Quarantine Information/ Enforcement	Information about quarantining. Enforces quarantine requirements by tracking individual's location
Medical Reporting	Reporting symptoms to health officials and doctors through an app
Chatbot	Virtual assistant allows individuals to type questions into a chat box and receive an answer
Contact Health Officials/ Helpline	Access to health officials/helpline/hotline for COVID-19 information
News	Government news about COVID-19 and official regulations
Test scheduling/results	Schedule COVID-19 test and see results
Health Advice/What to do	Information/health advice on how to treat COVID-19 and steps to take if diagnosed.
FAQ	Frequently asked questions
Direction/Map to Hospitals	Gives directions to nearby hospitals
Health status/vaccination status	Viewable health and vaccination status of an individual - digital card to show vaccination status
Vaccination schedule (manage/reminder)	Vaccination scheduling management and reminder
Vaccination Certificate	Certificate of proof for vaccination
QR code of health status	Scannable individual QR code to show one's health status
QR code for public places	Scan QR code at public places to track location
Calendar	General calendar
General health	General health (not COVID-19 related) information

Border crossing registration	App provided forms to register for crossing regional borders
Location risk assessment	Assesses the risk of COVID-19 in a public place
Health status color system	Assigns color according to an individual's health status
Vaccination Info	Information on the COVID-19 vaccine
COVID-19 surveillance dashboard	Dashboard of latest COVID-19 information and numbers/statistics
Information for trade/business	Specific COVID-19 instructions or updates related to markets and specific businesses
Special needs access	App access to the deaf and blind via video instructions and voice details

250

251

252

253 **EN Apps Functions:**

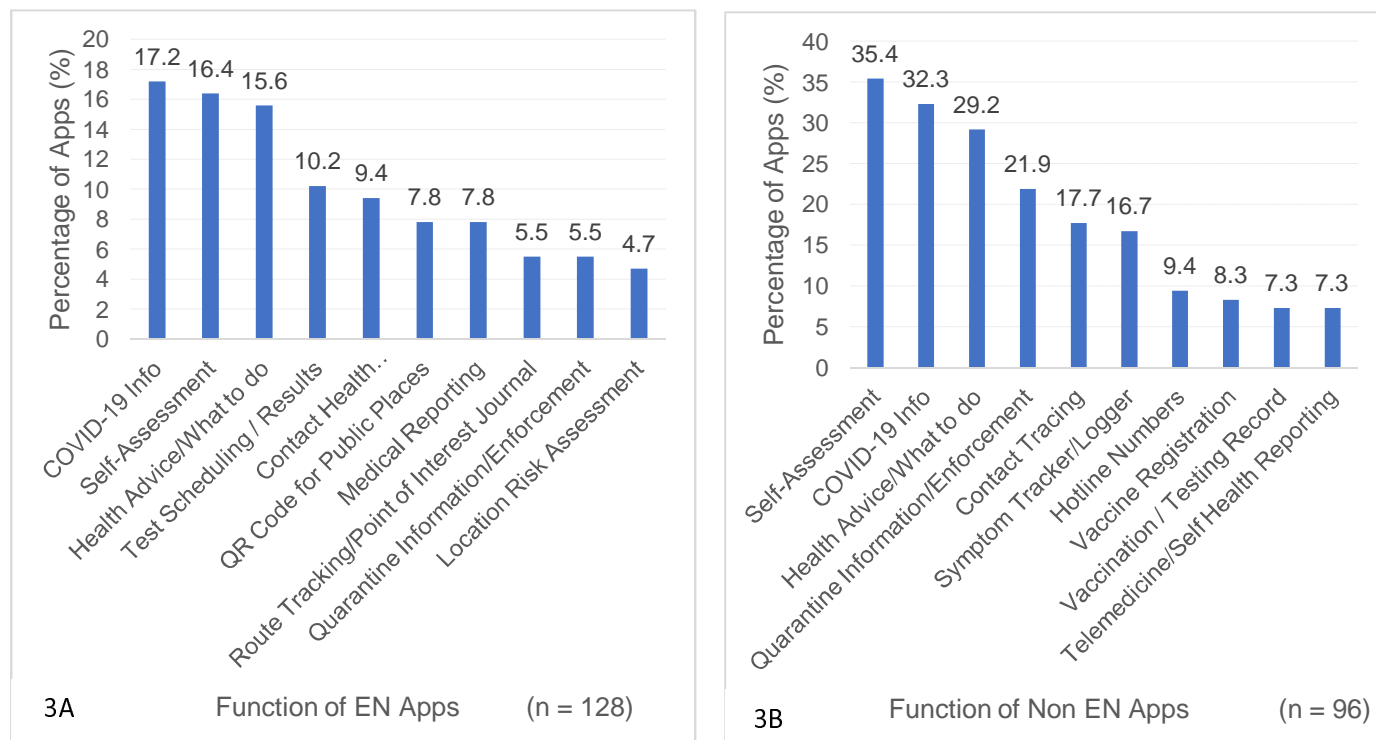
254

255 The primary function of the 128 Exposure Notification Apps is to support communication of
256 exposure to COVID-19. Most apps included additional features including the availability of
257 COVID-19 information (n = 22, 17.2% of apps), self-assessment guidance (n = 21, 16.4% of
258 apps), health advice (n = 20, 15.6% of apps), test scheduling and test results (n =13, 10.2% of
259 apps) and contact information for health officials (n = 12, 9.4%) (see figure 3a below).

260

261

262



263

264

265

266 **Figure 3. App Functions: Figure 3a consists of the 10 most prevalent functions across 128 Exposure**

267 **Notification apps. Figure 3b depicts the 10 most prevalent functions across the 96 non exposure notification**

268 **apps.**

269

270 **Non EN Apps Features**

271

272 The features in the 96 non EN apps are similar to the EN apps except they do not include

273 exposure notification. The top 5 features found in non EN apps were self-assessment guidance

274 (n=34, 35.4% of apps), COVID-19 information and statistics (n=31, 32.3% of apps), health

275 advice (n=28, 29.2% of apps), quarantine information and enforcement (n=21, 21.9% of apps),

276 and contact tracing (n=17, 17.7%) (see figure 3b above). Contact tracing in non EN apps differed
277 from contact tracing in EN apps. In the non EN Apps, the app offered an option to report to
278 PHAs if the individual had tested positive for COVID-19. The PHA would then handles the
279 contact tracing process, instead of it occurring digitally like in the EN apps.

280

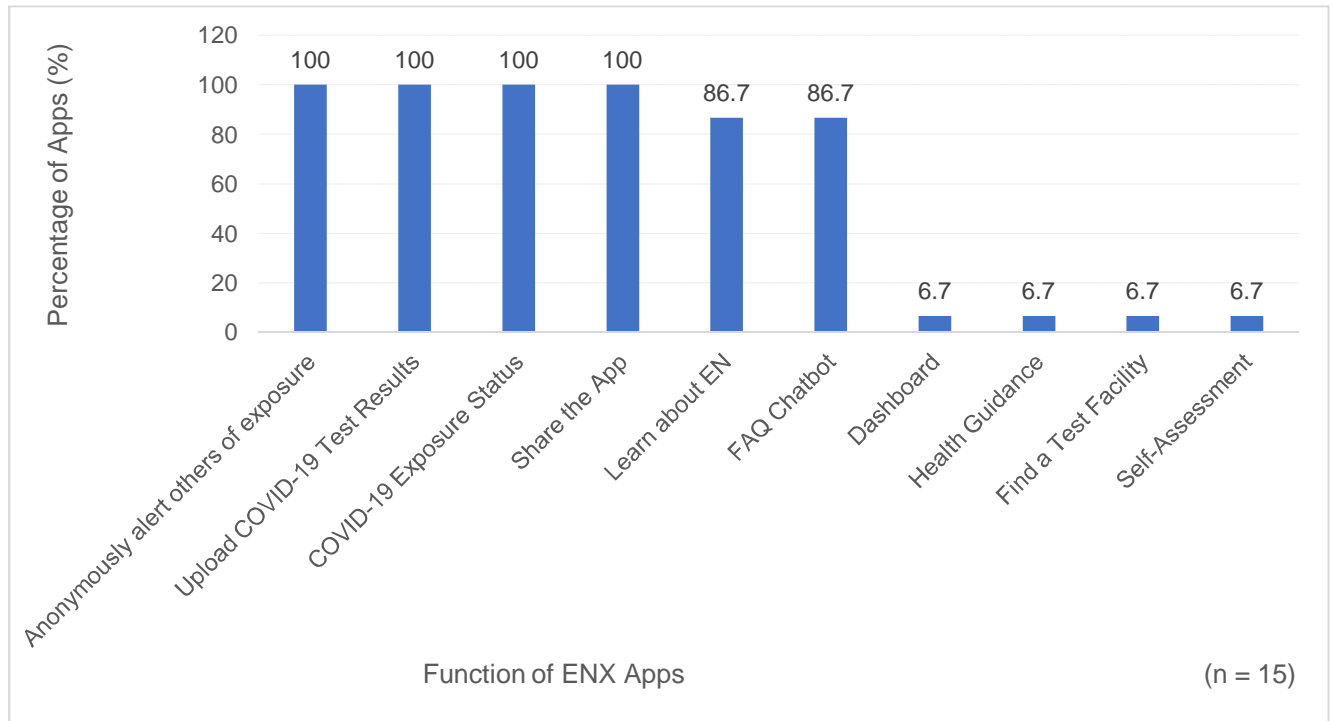
281 **ENX Apps Features**

282

283 As noted previously, Exposure Notification Express (ENX) apps use the GAEN foundational
284 platform but can be tailored to fit the needs of a specific state or organization, as such, the
285 features are like EN. For example, Hawaii's AlohaSafe Alert, Nevada's Covid Trace Nevada,
286 and Virginia's COVIDWISE apps maintain unique app features because they deployed an
287 original GAEN exposure notification app and then later adopted the ENX turnkey solution,
288 which maintained their original app features.

289

290



291

292

293 **Figure 4. ENX Apps Functions: Figure 4 illustrates the most prevalent functions present across 15 ENX apps.**

294

295 There were 15 ENX apps identified with all 15 being used in the US. Figure 4 illustrates the
296 percentage of apps containing the specified function. The top 5 features found in ENX apps
297 include Upload Your COVID-19 Test Results (n=15, 100.0% of apps), Anonymously Alert
298 Others of Exposure (n=15, 100.0% of apps), Review Your COVID-19 Exposure Status (n=15,
299 100.0% of apps), Learn about EN (n=13, 14.3% of apps), and Share the Word/Invite Others
300 (n=13, 14.3% of apps).

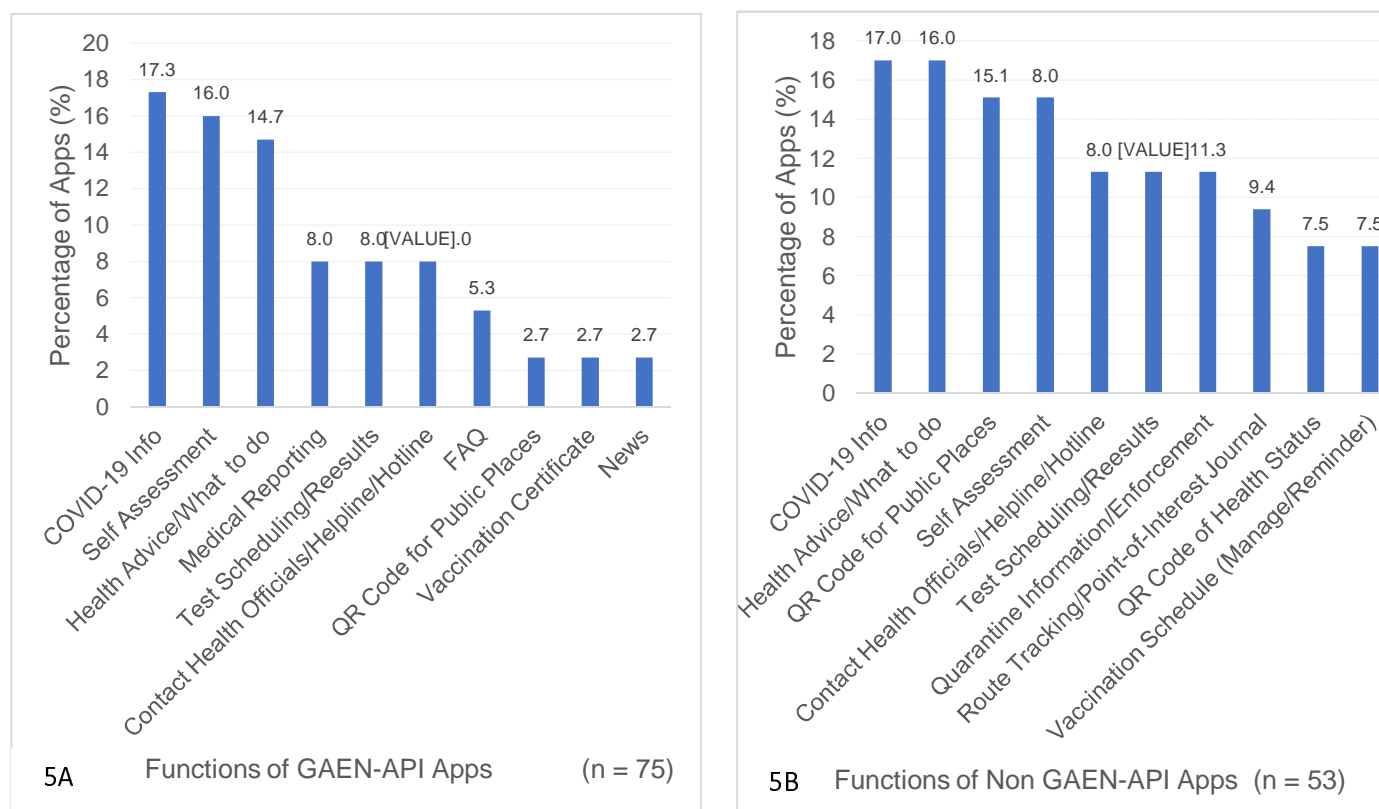
301

302 **GAEN and Non-GAEN Apps Features**

303

304 Figure 5a shows the prevalence of functions in apps using the GAEN API (n=75). The most
 305 common features include: COVID-19 Info (n = 13, 17.3% of apps), Self-Assessment (n = 12,
 306 16.0% of apps), Health Advice/What to Do (n = 11, 14.7% of apps), Contact Health
 307 Officials/Hotline, (n = 6, 8.0% of apps), Medical Reporting (n = 6, 8.0% of apps), and Test
 308 Scheduling/Results (n = 6, 8.0% of apps).

309



310 **Figure 5. Functions in EN apps by API. Figure 5a functions in GAEN apps per total count of functions found**
 311 **in GAEN apps. Figure 5b functions in non-GAEN EN apps per total count of functions found in non-GAEN**
 312 **EN apps.**

313

314

315 Apps not using the GAEN API (non-GAEN) make up 41.4% (n=53) of COVID-19 Exposure
316 Notification apps. Figure 5b identifies the most prevalent features within the EN apps that use an
317 API other than GAEN. The following are the five most prevalent functions found in non-GAEN
318 apps: COVID-19 information (n=9, 17.0% of apps), Health Advice/What to Do (n=9, 17.0% of
319 apps), Self-Assessment (n=8, 15.1% of apps), QR Code for public places (n=8, 15.1% of apps),
320 and Contact Health Officials (n=6, 11.3% of apps). Compared with GAEN apps, they share the
321 same top three most prevalent functions: COVID-19 information, Self-Assessment, and Health
322 Advice/What to Do. Regardless of whether the apps used GAEN or non GAEN API, EN apps
323 share many of the same core features. Non GAEN apps had additional features, including: QR
324 codes for public places (15.1% of non GAEN apps), and quarantine enforcement/information
325 (11.3% of non GAEN apps), which were not present in GAEN apps. The difference in functions
326 can be attributed to the different main purpose of GAEN based apps versus non GAEN apps and
327 the needs and features prioritized by where they were adopted.

328

329 *Privacy*

330

331 Designers of the apps and governments seemed to be aware of privacy being a concern based on
332 the way some apps were designed and advertised with users' privacy in mind. Our findings show
333 that 56 Apps, 25% of the total Apps, had some sort of privacy messaging or claimed to value
334 privacy, whereas 44% of Exposure Notification apps included a form of privacy first messaging.
335 For example, in Jordan's App store description for its EN app, AMAN, the app description
336 states:

337

338 “Your privacy matters; it is as important as your health. Therefore, AMAN only stores data on
339 your phone and does not request any personal information or data that could lead to your
340 identification or to breaching your privacy.”

341

342 *Data Management*

343

344 Thirty-three of the 224 apps (14.7%) had centralized data collection where data collected by the
345 app were managed through a centralized government server or institutional data storage system.
346 Ninety-three (41.5%) COVID apps used a decentralized data management system with data
347 saved on the phone that had the app and was not transferred or saved somewhere else.

348

349 *US vs Global COVID Apps*

350

351 The US had a total of 33 COVID-19 Apps being used across the 50 states and Washington D.C.;
352 however, no app was available nationally. Twenty-seven of these (81.8%) were EN apps. Each
353 state had its own unique app and all the US apps that were made by the state and, not for a work
354 or institution, were opt-in. The US has the highest number of COVID-19 apps compared to other
355 countries. Covid apps that were associated with the state universities, but not adopted statewide,
356 were still included in the eligibility criteria.

357

358 *Context*

359 While COVID-19 exposure notification apps are intended to limit the spread of infection, the
360 existence of a COVID-19 EN app does not necessarily define the density of COVID-19
361 infections in the countries that used them. The countries with the lowest prevalence of COVID-
362 19 did not necessarily have COVID-19 apps helping them. Moreover, limited data exists
363 regarding adoption as well as effectiveness in mitigating spread due to the recentness of COVID-
364 19, the novelty of exposure notification technology and privacy protections.

365

366 **DISCUSSION**

367

368 There was an unspoken consensus across the world that technology can be a useful tool in
369 mitigating the spread of the COVID-19 pandemic, which was demonstrated by advances in the
370 development and demand of novel health technologies, supporting remote monitoring,
371 telemedicine, and digital public health interventions such as EN¹³. In this light, it is informative
372 to compare how managing the spread of COVID differed from past pandemics. To our
373 knowledge, this is the first pandemic to utilize technology to track exposure and augment
374 traditional public health contact tracing. A recent study of COVID-19 technology reported the
375 types of technologies used and adopted in digital exposure notification, including which
376 countries adopted the various technologies and related challenges and concerns with each⁸. Our
377 research adds to this literature by providing the first comprehensive global analysis of all

378 COVID-19 mobile apps, their APIs, and functions provided by those apps for both Exposure
379 Notification Apps (EN) and non-Exposure Notification Apps (non EN).

380

381 Digital contact tracing and exposure notification facilitate access, speed of information
382 exchange, and can be scaled in a manner that is not achievable through traditional contact tracing
383 methods. Another benefit is the infrastructure, resources and people needed to support traditional
384 contact tracing may be quickly overwhelmed and digital solutions may allow human resources to
385 be more effectively applied. While digital contact tracing and exposure notification sound the
386 same, they have some fundamental differences. Digital contact tracing in COVID-19 apps is a
387 new kind of technology where infected persons use their phones to anonymously send an
388 exposure notification to responsible health officials who inform other potentially exposed parties.
389 Exposure notification technologies may use WiFi, Global Positioning System (GPS), QR Codes,
390 or Bluetooth technology to record devices in proximity⁸. Once a person has been exposed or tests
391 positive, they can notify the App by the click of a button. The App will then send an “exposure
392 notification” message to the devices that have been in proximity. This transfer of proximity
393 information can happen anonymously, when using stored Bluetooth data. Among the 36
394 countries that had more than one COVID App, these apps were either complementary, where
395 some apps operated as exposure notification apps, and the other for COVID stats and updates, or
396 they were for specific provinces and institutions within the country. Eight countries had more
397 than one EN app, which could have resulted from competition or specificity with a region. Some
398 countries had both their own Exposure Notification app and a GAEN app. It would be interesting
399 to see, as data becomes more available, which API had greater usage and what kind of app was
400 more effective in mitigating the spread of COVID-19. In addition, identifying whether the use of

401 Bluetooth and privacy protecting programming led to greater adoption. The tradeoff of privacy
402 protection is the ability to know more about system performance and disease spread. Knowing
403 exposure location could be a game changer with respect to deploying mitigation strategies in
404 specific regions, yet may present unintended consequences. At this time, data are being collected
405 to identify whether those using EN in the United States would use the technology if GPS were a
406 feature of the EN, which, if found useful, can be integrated into updates.

407

408 Distinguishing COVID-19 Exposure Notification (EN) apps by their API can be useful in
409 determining what makes an app adoptable and successful in reaching its audience. Although
410 within this study there were limitations in measuring the adoption and usage of apps, doing so
411 would offer insight as to what makes an app attractive and achieve higher rates of adoption over
412 other apps. Another limitation is the time frame where the data collection process took place, as
413 the landscape may shift significantly since then. The measurement of an exposure notification
414 system's effectiveness in limiting the spread of infectious diseases, which was not conducted
415 within this study due to various limitations, would also be of great significance for the
416 development of future EN apps.

417

418 *Privacy Concern*

419 A Swiss Survey found that only 1 out of 3 citizens downloaded their EN app, SwissCovid, for
420 which 24% of respondents reported privacy is a concern¹⁴. GAEN technology was specifically
421 created with "user privacy and security central to the design."¹⁵ Notably, most apps were
422 designed within a few months of COVID-19 being declared as a pandemic on March 11th,
423 2020¹, demonstrating the wide acceptance of COVID-19 apps as a valuable resource. This topic
424 of privacy is of great ethical importance that needs to be continuously monitored.

425

426 *Functions*

427

428 Our data reveal a global consensus that technology can significantly contribute to the mitigation
429 of COVID-19, whether through exposure notification, general information, or any other
430 functions noted. The three most prevalent functions in both EN and Non EN apps were COVID-
431 19 info, self-assessment, and health advice, which demonstrates a majority COVID-19 apps are
432 used to inform the public regardless of EN capabilities. All EN apps, as expected, had the
433 primary function of notification; therefore, secondary functions were not likely prioritized during
434 product development (e.g., a main function of providing COVID-19 information was 16% in EN
435 and 33% in Non EN apps). Given apps maybe more acceptable with added features, developers
436 may want to consider providing more app functions in future iterations.

437

438 *Limitations and Future Directions*

439 Due to the fast-paced development and deployment of COVID-19 apps and the uncertainties of a
440 global pandemic, there was limited research available about app adoption or effectiveness. While
441 not perfect, the findings from this study provides insight on technology usage in this current
442 pandemic and can be leveraged to learn shortcomings of COVID-19 apps for future pandemics
443 and epidemics.

444

445 Possible bias or inaccuracy may have occurred when apps found were only accessible in their
446 respective country's native language. Google Translate was used to interpret the official app

447 pages and the graphic images describing the function of the apps in the App Store and Google
448 Play. In addition, personalized algorithms could influence which apps the Google Search engine
449 pushed prioritized on the results page. The landscape of COVID-19 apps additionally may shift
450 as time passes on.

451
452 Within this study, apps using the GAEN API make up 56.0% of COVID-19 exposure
453 notification apps globally. Analyzing the adoption rates and impact of apps using the GAEN API
454 compared to apps using other systems would be beneficial for developing future technology with
455 higher adoption and effectiveness. This study did not pursue data on adoption rates due to lack of
456 current availability. However, future research should pursue adoption metrics to identify
457 correlations between certain functions and ways to increase acceptance and, subsequent usage.
458 Additional ways to further this research include a follow up analysis to determine which apps are
459 no longer active and provide reasoning on why that is.

460

461 *Conclusions*

462

463 This global landscape analysis reveals how mobile apps are being used to manage the spread of
464 COVID-19. The review of 224 COVID-19 mobile apps identified two main type of apps:
465 Exposure Notification apps and non-Exposure Notification apps. Apps that do not serve to notify
466 of exposure provide COVID related information and support. Research is needed to understand
467 barriers and facilitators to adoption and how the variety of COVID-19 app features play into
468 public acceptance and use.

469

470

References

471 1. WHO Declares Public Health Emergency for Novel Coronavirus. Accessed November 7,
472 2021. <https://www.medscape.com/viewarticle/924596>

473 2. Weekly operational update on COVID-19 - 15 March 2022. Accessed March 20, 2022.
474 [https://www.who.int/publications/m/item/weekly-operational-update-on-covid-19---15-](https://www.who.int/publications/m/item/weekly-operational-update-on-covid-19---15-march-2022)
475 [march-2022](https://www.who.int/publications/m/item/weekly-operational-update-on-covid-19---15-march-2022)

476 3. Glatter KA, Finkelman P. History of the Plague: An Ancient Pandemic for the Age of
477 COVID-19. *The American Journal of Medicine*. 2021;134(2):176.
478 doi:10.1016/J.AMJMED.2020.08.019

479 4. Patterson GE, McIntyre KM, Clough HE, Rushton J. Societal Impacts of Pandemics:
480 Comparing COVID-19 With History to Focus Our Response. *Frontiers in Public Health*.
481 2021;9:206. doi:10.3389/FPUBH.2021.630449/BIBTEX

482 5. Lewis D. Why many countries failed at COVID contact-tracing - but some got it right.
483 *Nature*. 2020;588(7838):384-387. doi:10.1038/D41586-020-03518-4

484 6. Tracking COVID-19: Contact Tracing in the Digital Age. Accessed January 10, 2022.
485 [https://www.who.int/news-room/feature-stories/detail/tracking-covid-19-contact-tracing-in-](https://www.who.int/news-room/feature-stories/detail/tracking-covid-19-contact-tracing-in-the-digital-age)
486 [the-digital-age](https://www.who.int/news-room/feature-stories/detail/tracking-covid-19-contact-tracing-in-the-digital-age)

487 7. Almagor J, Picascia S. Exploring the effectiveness of a COVID-19 contact tracing app
488 using an agent-based model. *Scientific Reports 2020 10:1*. 2020;10(1):1-11.
489 doi:10.1038/s41598-020-79000-y

- 490 8. Shahroz M, Ahmad F, Younis MS, et al. COVID-19 digital contact tracing applications and
491 techniques: A review post initial deployments. *Transportation Engineering*.
492 2021;5:100072. doi:10.1016/J.TRENG.2021.100072
- 493 9. Barrat A, Cattuto C, Kivelä M, Lehmann S, Saramäki J. Effect of manual and digital
494 contact tracing on COVID-19 outbreaks: a study on empirical contact data. *Journal of the*
495 *Royal Society Interface*. 2021;18(178). doi:10.1098/RSIF.2020.1000
- 496 10. Ciucci M, Gouardères F. BRIEFING Requested by the XXXX Committee ITRE in Focus.
- 497 11. Project Description – PACT: Private Automated Contact Tracing. Accessed November 7,
498 2021. <https://pact.mit.edu/project-description/>
- 499 12. Exposure Notifications Express overview. Accessed November 7, 2021.
500 <https://developers.google.com/android/exposure-notifications/en-express>
- 501 13. Whitelaw S, Mamas MA, Topol E, van Spall HGC. Applications of digital technology in
502 COVID-19 pandemic planning and response. *The Lancet Digital Health*. 2020;2(8):e435-
503 e440. doi:10.1016/S2589-7500(20)30142-4
- 504 14. Amann J, Sleigh J, Vayena E. Digital contact-tracing during the Covid-19 pandemic: An
505 analysis of newspaper coverage in Germany, Austria, and Switzerland. *PLOS ONE*.
506 2021;16(2):e0246524. doi:10.1371/JOURNAL.PONE.0246524
- 507 15. Privacy-Preserving Contact Tracing - Apple and Google. Accessed March 20, 2022.
508 <https://covid19.apple.com/contacttracing>

509

510

511

512 **Supplemental Table 1. COVID-19 Exposure Notification Apps**

513

Region	Name	EN	GAEN API	ENX
Alberta (province of Canada)	ABtracetogether	Y	N	N
Algeria	Covid Resecue	Y	N	N
Algeria	Coronavirus Algérie	Y	N	N
Argentina	CUIDAR COVID-19 ARGENTINA	Y	Y	N
Armenia	Covid-19 Armenia	Y	N	N
Australia	COVIDSafe	Y	Y	N
Austria	Stopp Corona [de]	Y	Y	N
Bahrain	BeAware Bahrain	Y	N	N
Bangladesh	Corona Tracer BD	Y	N	N
Belgium	Coronaalert	Y	Y	N
Bhutan	Druk Trace	Y	N	N
Botswana	BeSafe	Y	N	N
Brazil	VirusMapBR (formerly The Spread Project)	Y	N	N
Brazil	Coronavirus Sus	Y	Y	N
Brazil	Tô de Olho	Y	N	N

Canada	COVID Alert	Y	Y	N
Costa Rica	Mascarillo	Y	Y	Y
Costa Rica	Covid-19 tracke	Y	N	N
Croatia*	Stop Covid 19	Y	Y	N
Cyprus*	CovTracer-EN	Y	Y	N
Czech Republic	eRouška	Y	Y	N
Denmark	smitte stop	Y	Y	N
Ecuador	ASI (SO)	Y	Y	N
Egypt	Sehet Misr (Egypt's health)	Y	N	N
Estonia*	HOIA	Y	Y	N
Ethiopia	Debo	Y	N	N
Fiji	careFIJI	Y	N	N
Finland	Koronavilkku	Y	Y	N
France	TousAntiCovid [fr] (formerly "StopCovid")	Y	Y	N
Georgia	Stop Covid	Y	N	N
Germany	Corona-Warn-App	Y	Y	N
Ghana	GH covid-19 tracker app	Y	N	N
Gibraltar	BEAT Covid Gibraltar	Y	Y	N
Greece	EXO	Y	Y	N

Guam	Guam covid alert	Y	Y	N
Hong Kong	LeaveHomeSafe	Y	N	N
Hungary	VirusRadar (terminated)	Y	N	N
Iceland	Ranking C-19	Y	Y	N
India	Aarogya Setu	Y	N	N
Indonesia	PeduliLindungi	Y	N	N
Iran	AC19 (removed)	Y	N	N
Iraq	Salamtak	Y	N	N
Ireland	COVID Tracker Ireland	Y	Y	N
Israel	HaMegen	Y	N	N
Italy	Covid Community Alert	Y	N	N
Italy	Immuni	Y	Y	N
Italy	diAry	Y	N	N
Japan	Cocoa - COVID-19 Contact App	Y	Y	N
Jersey	Jersey COVID Alert	Y	Y	N
Jordan	Aman	Y	N	N
Kazakhstan	Saqbol	Y	Y	N
Kenya	KoviTrace	Y	N	N
Kyrgyzstan	Stop COVID-19 KG	Y	N	N

Laos	LaoKYC	Y	N	N
Latvia	Apturi	Y	Y	N
Lithuania*	Korona Stop LT	Y	Y	N
Malaysia	Gerak Malaysia	Y	N	N
Malaysia	MyTrace	Y	N	N
Malaysia	SELangkah	Y	N	N
Maldives	TraceEkee	Y	N	N
Malta*	COVID alert Malta	Y	Y	N
Mongolia	COVID-19 ERSDEL	Y	Y	N
Morocco	Wiqaytna (وقايطنا "Our prevention")	Y	N	N
Netherlands	CoronaMelder	Y	Y	N
Netherlands	PrivateTracer	Y	N	N
New Zealand	NZ COVID Tracer	Y	Y	N
North Macedonia	StopKorona!	Y	N	N
Norway	Smittestopp	Y	Y	N
Oman	Tarassud+	Y	N	N
Palau	AliiPass	Y	Y	N
Panama	Protegete Panama	Y	Y	N
Philippines	StaySafe PH	Y	Y	N

Philippines	TRAZE	Y	N	N
Poland	ProteGO Safe	Y	Y	N
Portugal	STAYAWAY COVID	Y	Y	N
Puerto Rico	Rastrea el Virus BT (in development. early access)	Y	Y	N
Qatar	Ehteraz	Y	N	N
Russia	Госуслуги.COVID трекер (Stopcoronavirus. My Contacts)	Y	Y	N
Russia	Social Monitoring	Y	N	N
Russia	Contact Tracer	Y	N	N
Saudi Arabia	Tabaud - تباعد	Y	Y	N
Seychelles	Contak	Y	N	N
Singapore	TraceTogether	Y	N	N
Slovenia*	OstaniZdrav	Y	Y	N
South Africa	Covid Connect	Y	Y	N
South Africa	COVID Alert South Africa	Y	Y	N
South Korea	Corona 100m	Y	N	N
Spain	Radar COVID	Y	Y	N
Sri Lanka	Suwapetha	Y	N	N
Switzerland	SwissCovid	Y	Y	N

Thailand	MorChana	Y	N	N
Togo	TOGO SAFE	Y	N	N
Tunisia	e7mi	Y	N	N
United Arab Emirates	ALHOSN UAE	Y	N	N
United Kingdom	NHS COVID-19	Y	Y	N
United Kingdom	We Health Bermuda	Y	Y	N
United Kingdom	Protect Scotland	Y	Y	N
United Kingdom	StopCOVID NI	Y	N	N
Uruguay	Coronavirus UY	Y	Y	N
Vietnam	Bluezone	Y	N	N
Global	Coalition App	Y	N	N
United States	Name	EN	GAEN API	ENX
Alabama	GuideSafe	Y	Y	N
Arizona	Covid Watch Arizona (University App)	Y	Y	N
California	CA Notify	Y	Y	Y
Colorado	CO Exposure Notifications	Y	Y	Y
Connecticut	COVID Alert CT	Y	Y	Y
Delaware	COVID Alert DE	Y	Y	N
District of Columbia	DC Can	Y	Y	Y

Georgia	Novid	Y	N	N
Hawaii	AlohaSafe Alert	Y	Y	Y
Louisiana	CovidDefense	Y	Y	N
Maryland	MD Covid Alert	Y	Y	Y
Massachusetts	MassNotify	Y	Y	Y
Michigan	MI Covid Alert	Y	Y	N
Minnesota	Covidaware MN	Y	Y	N
Nevada	Covid Trace Nevada	Y	Y	Y
New Jersey	CovidAlert NJ	Y	Y	N
New Mexico	NM Notify	Y	Y	Y
New York	COVID Alert NY	Y	Y	N
North Carolina	SlowCOVIDNC	Y	Y	N
North Dakota (also South Dakota and Wyoming)	Care19	Y	Y	N
Oregon	Oregon Exposure Notifications (University Pilot)	Y	Y	Y
Pennsylvania	COVID Alert PA	Y	Y	N
South Carolina	South Carolina Safer Together	Y	Y	N
Utah	UT Exposure Notifications	Y	Y	Y
Virginia	COVIDWISE	Y	Y	Y

Washington	WA Notify	Y	Y	Y
Wisconsin	WI Exposure Notification	Y	Y	Y

514

515

516

517

518

519

520

521 **Supplemental Table 2. COVID-19 Non Exposure Notification Apps**

522

Region	Name	EN
Algeria	Covinfo (Golden Corporation)	N
Angola	COVID-19 Angola- CISP	N
Armenia	Travel without Covid-19	N
Australia	Coronavirus Australia	N
Azerbaijan	E-Tebib	N
Bahamas	Hubbcat	N
Barbados	BIMSafe (Also used in Antigua, Canadam Guyana, Jamaica, Panama, and US)	N

Belize	Belize travel health app	N
Benin	Infos Covid-19 Bénin	N
Bolivia	Bolivia Segura	N
Bosnia	Clear to Go	N
Brunei	BruHealth	N
Bulgaria	Virusafe	N
Burkina Faso	Co-Trace 9	N
Cambodia	Stop Covid	N
Cambodia	Khmer Vacc	N
Canada	ArriveCAN	N
Chile	CORONAPP	N
China	Alipay Health code	N
Colombia	CoronApp-Colombia	N
Costa Rica	EDUS	N
Côte d'Ivoire	Cargill	N
Ecuador	CovidEC	N
Eritrea	Eritrea tackling COVID-19	N
France	CheckYourMask	N
Germany	CovPass	N
Germany	ITO	N

Greece	Visit Greece	N
Greece	DOCANDU Covid Checker	N
Grenada	Ronatrac	N
Guatemala	Alerta Guate	N
Guinea-Bissau	DHIS2	N
Guyana	MoPH COVID-19	N
Haiti	HIS Program App	N
Hong Kong	StayHome Safe	N
Hungary	EESZT	N
India	COVA Punjab	N
India	COVID-19 Quarantine Monito	N
India	Mahakavach	N
India	Quarantine Watch	N
India	Test Yourself Puducherry	N
Italy	SM-Covid-19	N
Jamaica	JamCOVID-19	N
Kazakhstan	Ashyq	N
Kazakhstan	Smart Astana App	N
Kuwait	Shlonik	N
Lebanon	MoPH App	N

Lithuania*	Karantinas	N
Luxembourg	CovidCheck	N
Malawi	COVID-19 NEBA	N
Malaysia	MySejahtera	N
Mexico	COVID-19MX	N
Mongolia	Shurrkhail 19	N
Myanmar	Saw Saw Shar	N
Namibia	NUST Covid App	N
Nepal	COVIRA ("COVID-19 Risk Assessment tool")	N
Nepal	Nepal COVID-19 Surveillance	N
Nepal	Hamro Swasthya	N
Nepal	Covid NP	N
Netherlands	CoronaCheck	N
Oman	HMushrif	N
Pakistan	COVID-19 Gov PK	N
Pakistan	Pass Track	N
Pakistan	CoronaCheck	N
Peru	Peru en tus manos	N
Philippines	RC143	N
Saudi Arabia	Corona Map	N

Saudi Arabia	Tawakkalna	N
Seychelles	Lasante	N
Singapore	Health Buddy +	N
South Korea	Quarantine-Report	N
South Korea	CoronaMap	N
South Korea	Self-Diagnosis app	N
Sri Lanka	Self Shield (Formerly COVID Shield)	N
Sri Lanka	MyHealth	N
Sudan	Awafi	N
Sweden	Covid Symptom study	N
Switzerland	CovidCertificate	N
Tanzania	CoronaCheck	N
Tanzania	Zanzibar COVID-19 Testing	N
Thailand	ThailandPlus	N
Timor Leste	Covid-19 Timor-Leste	N
Trinidad and Tobago	Ministry of Health Trinidad and Tobago	N
Ukraine	Вдома (Act at home)	N
United Arab Emirates	StayHome	N
United Arab Emirates	Covid-19 UAE	N
United Kingdom	COVID Symptom Study (formerly Covid Symptom Tracker)	N

Vietnam	NCOVI	N
Zimbabwe	ZimCovid Safe	N
Global	World Health Organization COVID-19 App	N
United States	Name	EN
Florida	Healthy Together	N
Florida	Stronger than C19	N
Illinois	Safer Illinois (University App)	N
Nebraska	1-Check Covid UNO (University App)	N
Rhode Island	CRUSH COVID RI	N
Texas	Protect Texas Together (University App)	N

523

524

525

526 **Supplemental Table 3. Features in EN Apps per Total Number of EN Apps**

Functions of EN Apps	Percentage	App Count
COVID-19 Info	17.2	22
Self-Assessment	16.4	21
Health Advice/What to Do	15.6	20
Test Scheduling/Results	10.2	13
Contact Health Officials/ Helpline/Hotline	9.4	12
QR Code for Public Places	7.8	10
Medical Reporting	7.8	10
Route Tracking/Point of Interest Journal	5.5	7
Quarantine Information/ Enforcement	5.5	7
Location Risk Assessment	4.7	6

FAQ	3.9	5	527
Vaccination Schedule (Manage/Reminder)	3.1	4	
Vaccination Certificate	3.1	4	528
News	3.1	4	
QR Code of Health Status	3.1	4	529
Telemedicine/Self Health Reporting	2.3	3	530
Gen Health	2.3	3	531
Direction/Map to Hospitals	2.3	3	
Vaccine Updates	1.6	2	
Health/Vaccination Status	1.6	2	
Calendar	1.6	2	
Symptom Tracker	0.8	1	
Border Crossing Registration	0.8	1	
Functions of Non EN Apps	Percentage	Count of Functions	
Self-Assessment	35.4	34	
COVID-19 Info/Stats	32.3	31	
Health Advice/Info	29.2	28	
Self-Quarantine Management/Information/Enforcement	21.9	21	
Contact Tracing	17.7	17	
Symptom Tracker/Logger	16.7	16	
Hotline Numbers	9.4	9	
Vaccine Registration	8.3	8	
Vaccination / Testing Record	7.3	7	
Telemedicine/Self Health Reporting	7.3	7	
Frequently Asked Questions	6.3	6	
Chatbot	5.2	5	

Table 4. Non EN App Features per Total Number of non EN Apps

QR Code/Digital Health Status	5.2	5
Hospital List/Map	5.2	5
COVID-19 Surveillance Dashboard	4.2	4
Book COVID-19 Test/Test Center Availability	4.2	4
Vaccination Info	3.1	3
News	3.1	3
QR Code for Public Places	3.1	3
Digital Vaccine Card	3.1	3
COVID-19 Treatment Info	2.1	2
Special Needs Access	2.1	2
Traveler Arrival Form/Travel Forms	2.1	2
Information for Trade/Business	1.0	1
Hospital Booking	1.0	1
Access Health Records	1.0	1
Map of COVID-19 Cases	1.0	1
Polls	1.0	1
Community Action Survey	1.0	1
Rumors (report/debunk)	1.0	1

532

533

534

535

536

537 **Table 5. GAEN App Functions per Total Number of GAEN Apps**

538

<u>Functions of EN Apps with GAEN API</u>	Percentage	Count
COVID-19 Info	17.3	13
Self-Assessment	16.0	12
Health Advice/What to Do	14.7	11
Medical Reporting	8.0	6
Test Scheduling/Results	8.0	6
Contact Health Officials/Hotline/Hotline	8.0	6
FAQ	5.3	4
QR Code for Public Places	2.7	2
Vaccination Certificate	2.7	2
News	2.7	2
Location Risk Assessment	2.7	2
Direction/Map to Hospitals	2.7	2
Route Tracking/Point-of-Interest Journal	2.7	2
Calendar	1.3	1
General Health	1.3	1
Border Crossing Registration	1.3	1
Quarantine Information/ Enforcement	1.3	1
News	1.3	1
Symptom Tracker	1.3	1

Telemedicine	1.3	1
Health Status/Vaccination Status	1.3	1

539

540

541

542 **Table 6. Functions in non GAEN EN Apps per Total Number of non GAEN EN Apps.**

Functions of EN Apps with non GAEN API	Percentages	Count
COVID-19 Info	17.0	9
Health Advice/What to do	17.0	9
QR code for Public Places	15.1	8
Self-Assessment	15.1	8
Contact Health officials/Hotline/Hotline	11.3	6
Test Scheduling/Results	11.3	6
Quarantine Information/ Enforcement	11.3	6
Route Tracking/Point-of-Interest Journal	9.4	5
QR code of Health Status	7.5	4
Vaccination Schedule (Manage/Reminder)	7.5	4
Medical Reporting	7.5	4
Location risk assessment	7.5	4
General Health	3.8	2
Vaccination Certificate	3.8	2
Vaccine Updates	3.8	2
Telemedicine/Self Health Reporting	3.8	2

Calendar	1.9	1
FAQ	1.9	1
News	1.9	1
Direction/Map to Hospitals	1.9	1
Health status/Vaccination Status	1.9	1

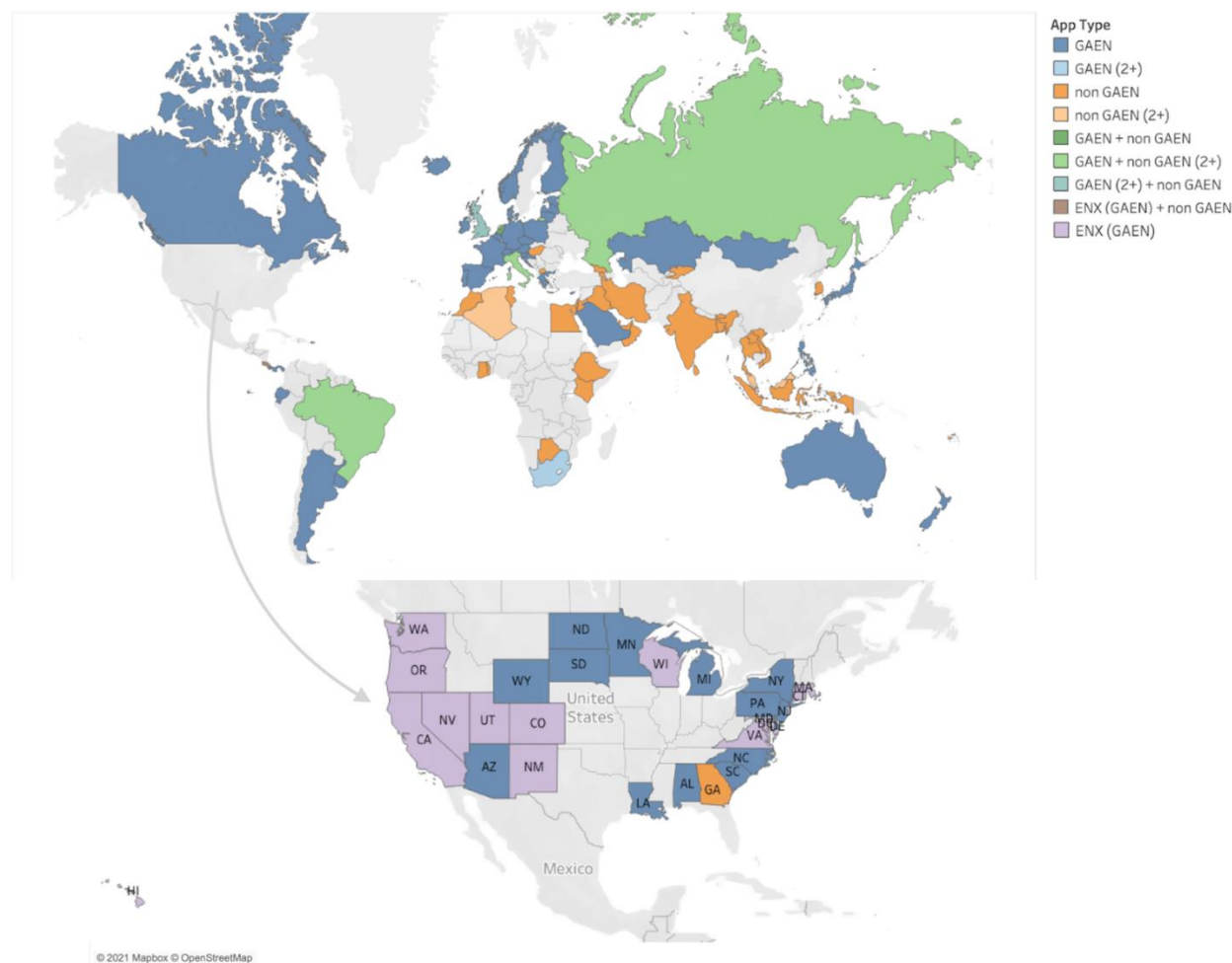


Figure 1. Global map of regions categorized by Exposure Notification (EN) App API.

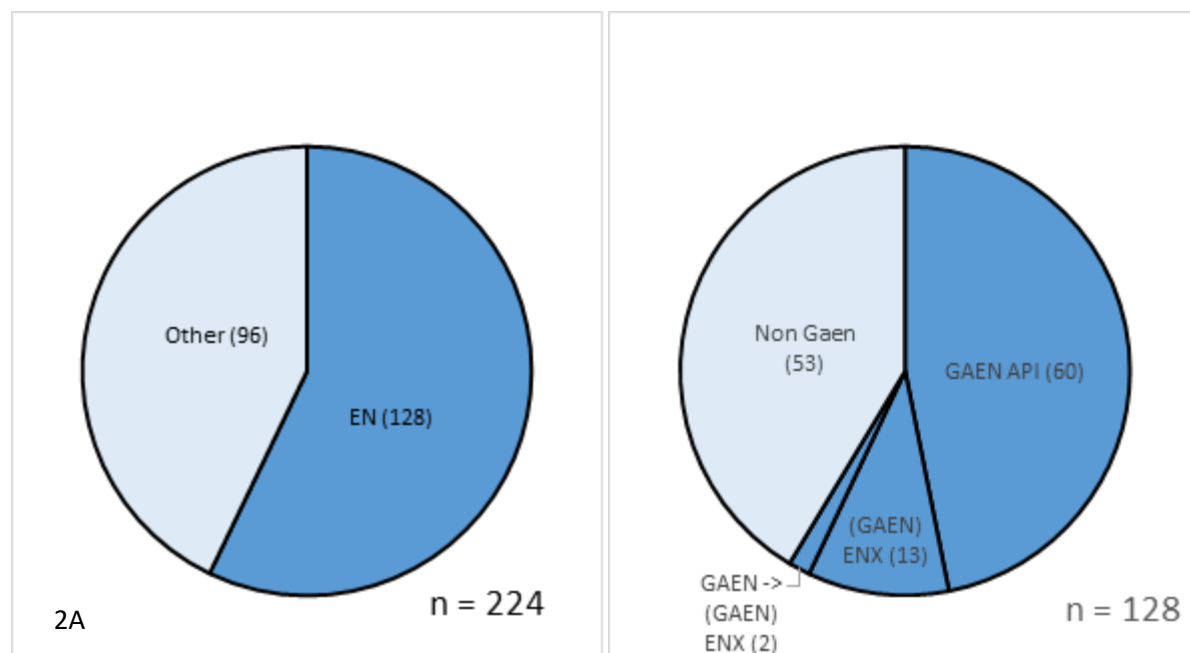


Figure 2. EN App Features: Figure 2a depicts the numbers of exposure notification and non-exposure notification apps and Figure 2b depicts the type of API technology used.