

Factors associated with attrition from HIV treatment after enrollment in a differentiated service delivery model: a cohort analysis of routine care in Zambia

Youngji Jo^a, Lise Jamieson^{b,c}, Bevis Phiri^d, Anna Grimsrud^e, Muya Mwansa^f, Hilda Shakwelele^d, Prudence Haimbe^d, Mpande Mukumbwa-Mwenechanya^g, Priscilla Lumano Mulenga^f, Brooke E Nichols^{b,c,h*}, Sydney Rosen^{b,h*†}

^aSection of Infectious Diseases, Department of Medicine, Boston Medical Center, Boston, MA, USA

^bHealth Economics and Epidemiology Research Office, Department of Internal Medicine, School of Clinical Medicine, Faculty of Health Sciences, University of the Witwatersrand, Johannesburg, South Africa

^cDepartment of Medical Microbiology, Amsterdam University Medical Center, Amsterdam, Netherlands

^dClinton Health Access Initiative, Lusaka, Zambia

^eHIV Programmes and Advocacy, International AIDS Society, Cape Town, South Africa

^fMinistry of Health, Lusaka, Zambia

^gCentre for Infectious Disease Research in Zambia, Lusaka, Zambia

^hDepartment of Global Health, Boston University School of Public Health, Boston, MA, USA

†Corresponding author: Sydney Rosen, Boston University School of Public Health, 801 Massachusetts Ave, Boston, MA, 02118, USA, tel +1 617 358 2251, e-mail sbrosen@bu.edu

*These authors have contributed equally to the work.

YJ: Youngji.Jo@bmc.org

LJ: ljamieson@heroza.org

BP: bphiri@clintonhealthaccess.org

AG: anna.grimsrud@iasociety.org

MM: muya.mwansa@gmail.com

HS: hshakwelele@clintonhealthaccess.org

PH: phaimbe@clintonhealthaccess.org

MMM: Mpande.Mwenechanya@cidrz.org

PLM: priscillalloyd2@icloud.com

BEN: brooken@bu.edu

SR: sbrosen@bu.edu

Keywords: Zambia, HIV, differentiated service delivery, retention

Word count

Abstract: 323/350

Main text: 2,249/3,500

Abstract

Background. Many sub-Saharan Africa countries are scaling up differentiated service delivery (DSD) models for HIV treatment to increase access and remove barriers to care. We assessed factors associated with attrition after DSD model enrollment in Zambia, focusing on patient-level characteristics.

Methods: We conducted a retrospective record review using electronic medical records (EMR) of adults (≥ 15 years) initiated on antiretroviral (ART) between 01 January 2018 and 30 November 2021. Attrition was defined as lost to follow-up (LTFU) or died by November 30, 2021. We categorized DSD models into eight groups: fast-track, adherence groups, community pick-up points, home ART delivery, extended facility hours, facility multi-month dispensing (MMD, 4–6-month ART dispensing), frequent refill care (1-2 months), and conventional care (3 months). We used multivariate proportional hazards regression to assess patient-level factors associated with attrition, stratified by sex and rural/urban setting.

Results: Of 517,579 eligible patients in the database, 60% ($n=310,678$) enrolled in DSD models, most commonly facility MMD ($n=292,415$, 94%) or fast track ($n=13,985$, 5%), with $<0.5\%$ enrolled in extended clinic hours, home ART delivery, community pick-up points, and adherence groups. Retention was high (92-96%) for all models including conventional care, with the exception of frequent refill care, where retention was substantially lower at 78%. Retention was higher in nearly all DSD models for all dispensing intervals, compared to conventional care. Rural males benefited most from DSD model enrollment, with adjusted hazard ratios for attrition that were significantly lower (0.10-0.45) than for conventional care for all DSD models except frequent refill care. Patients in frequent refill care had poorer retention than conventional care for both sexes and settings. Limitations of the study included potential selection bias into DSD models, differences in target populations for different models, and incomplete EMR data.

Conclusion: Rates of retention in HIV treatment differed by DSD type, dispensing interval, and patient characteristics in Zambia. Understanding the factors that influence the retention of patients in DSD models could provide an important step towards improving DSD implementation.

Introduction

Although access to antiretroviral treatment (ART) for HIV is now widespread, ART programs worldwide continue to face the challenge of retaining patients in lifelong care. Studies in sub-Saharan Africa (SSA) suggest that only 67% of patients remained in ART programs after five years, with loss to follow-up (patients with unknown outcomes) accounting for 33% of all attrition(1).

One solution to this high attrition from ART programs has been the introduction of differentiated service delivery (DSD) models. DSD models aim to improve long-term ART retention by removing barriers to care and creating a patient-centered approach(2). It is also hoped that DSD models will generate greater patient satisfaction reduce costs to patients (and to providers in some cases), and create efficient and convenient service delivery(3). DSD models differ from conventional HIV care in the location of service delivery, frequency of interactions with the healthcare system, cadre of provider involved, and/or types of services provided(4). The attractiveness of DSD models is generally considered to be conditional on maintaining at least equivalent clinical outcomes to conventional care, but there remains relatively little evidence on ART retention among patients enrolled in DSD models as part of large-scale routine care in SSA(5,6).

Zambia, a high-HIV burden country with more than 1.5 million people living with HIV and more than 81% of those individuals on ART, has rapidly scaled up a variety of DSD models(7). Participation in DSD models and ART treatment outcomes are documented in Zambia's national electronic medical record (EMR) system, known as SmartCare. We used the national SmartCare data set, the largest dataset of its kind available on DSD model uptake and outcomes, to compare patient outcomes in DSD models to conventional care and assess patient-level factors associated with retention after enrolment in different DSD models.

Methods

Study population and setting

The Zambian Ministry of Health authorized the non-governmental organizations supporting HIV treatment scaleup in the country to pilot various models of service delivery starting in 2014(8). Nationwide scale up DSD models was underway by 2017. Most public sector healthcare facilities now provide at least one alternative to conventional care, with many offering multiple options. Some DSD models are described in national ART guidelines and can potentially be offered by all facilities(9,10). Others were designed and introduced by non-governmental partner organizations working with specific facilities. Under current guidelines, to be eligible for DSD enrollment patients must be "stable" or "established on treatment," defined as having been on first-line ART for at least 6 or 12 months and having demonstrated viral suppression.

The SmartCare electronic medical record (EMR) database covers approximately three-quarters of all ART patients in Zambia, with the remainder accessing care at clinics that do not utilize the system(11). Routine medical record data are either entered into SmartCare portals in real-time during the patient interaction or transcribed from paper records, typically within a day or two of the interaction. With the assistance of the

national Ministry of Health (MOH), we accessed a subset of data fields from the entire SmartCare cohort from the study period from January 1 2018 to November 30 2021.

For the study, we first defined a cohort of patients, aged 15 years or older, who initiated ART on or after January 1, 2018 and were retained in care ≥ 6 months after initiation. We then categorized the 14 different DSD models identified in SmartCare into eight relatively homogeneous analytic groups: facility fast track services, adherence groups, community pick-up points, home ART delivery, extended clinic hours, and models based on dispensing duration alone (Table 1).

In reviewing the data set, we observed that many patients who received 4-6 months of medications at their most recent clinic visit were not labeled as MMD in Smartcare. We therefore assigned patients to analytic groups as follows. Patients assigned in SmartCare to any DSD model except MMD were assigned to the relevant analytic group shown in Table 1. Patients assigned in SmartCare to MMD were combined with patients not assigned to any DSD model (remaining in conventional care). This combined population was then stratified by the duration of dispensing at their most recent clinic visit, with dispensing intervals defined as 1-2 months ("frequent refill care"), 3 months (conventional care), or 4-6 months (facility MMD). We refer to patients we assigned to facility MMD, frequent refill care, or conventional care as being "enrolled" in these models, even though most were not identified as such in SmartCare. We also note that 3-month dispensing (3MD) was originally regarded as a differentiated model in Zambia, to distinguish it from the earlier standard of care, which allowed only 1-2 month dispensing. Over the course of the study period, however, 3-month dispensing was widely implemented as standard care. For this analysis, we therefore refer to 3MD as "conventional care," while 1-2 month dispensing is re-labeled as "frequent refill care," and only 4-6-month dispensing is described as "multi-month" (facility MMD).

Table 1. Differentiated service delivery models in Zambia and analytic groups

Analytic group	Specific DSD models included in the group	Description
Fast track	Fast-track services at facility	A model that creates a separate queue, kiosk, or procedure at a facility to speed up service delivery for stable patients. In Zambia, this typically involves a separate and shorter queue for quick dispensing when a full clinical visit is not indicated.
Adherence groups	Community adherence groups (CAG), urban adherence groups, rural adherence groups	Community adherence groups: Groups of ± 6 people, based on residential proximity or patient preference, meet monthly at a designated place in the community. Members collect medication at clinical appointments for other CAG members, in a rotating fashion. Rural/Urban adherence groups: Groups of 15-30 people receive group adherence counselling and pre-packed ART dispensation by a healthcare worker or community health workers outside of typical clinic hours..
Community pick-up points	Central dispensing units, community ART distribution points, community retail pharmacy, health post, mobile ART distribution	Any model that delivers ART to pick-up points outside clinic facilities, such as medication lockers, community pharmacies, central dispensing units, community ART distribution points, health posts [remote facilities that do not typically dispense ART], mobile ART distribution (van-based clinic).

Analytic group	Specific DSD models included in the group	Description
Home ART delivery	Home ART delivery	Trained community health workers (CHWs) linked to facilities conduct home visits to deliver ART, conduct health screening, monitor adherence, and refer patients as required. All community services are captured on a tablet-based SmartCare app.[4]
Extended clinic hours	After/before clinic hours, scholar model, weekend clinics	ART dispensing available outside standard clinic hours, either before or after hours on weekdays, expanded hours for school-going youth, or ART dispensing on the weekend.
Facility multi-month dispensing (MMD)	4-6-month dispensing of ARVs at a facility and not in any other DSD model	Any model in which the primary goal is to dispense medications for a longer duration than is done under conventional care (4 to 6 months). Dispensing is typically done at a standard facility visit. Those categorized as “facility MMD” in this study were not reported as participating in any other DSD model.
Frequent refill care	1-2 month dispensing of ARVs at a facility	As 3-month dispensing has expanded, patients receiving 1-2-month refills may be considered higher risk in some way, though inventory shortages could also play a role.
Conventional care (reference group)	3-month dispensing of ARVs at a facility	At the time of the study, the widely followed standard of care was to provide a 3-month supply of ARVs at quarterly clinic visits. 3-month dispensing was originally considered a differentiated model; we refer to it as “conventional” to emphasize that 3-month dispensing is our reference model.

Source: Table modified from (7)

Outcomes and data analysis

Our primary outcome was attrition from care at any time between January 1, 2018 and November 30, 2021. Attrition was defined as patients who were reported to be lost to follow-up (not found >28 days from last scheduled appointment), had stopped ART (patient found after ≤ 28 days but stopped medications), or had died. We note that because the data censoring date, November 30, 2021, was common to all patients, the follow-up duration for each patient in the cohort depended on the date the patient initiated ART (any time on or after January 1 2018). We excluded patients who were reported as having transferred care to a different facility because it was uncertain whether they remained on ART on the data censoring date.

Using multivariate cox hazard regression, we estimated the risk of attrition of each DSD model group compared to conventional care, adjusting for age, gender, location (urban vs rural), and care level (health post, clinic, hospital). Results were stratified by most recent ART dispensing interval. We conducted a secondary analysis further stratifying results by location (urban or rural) and gender.

Ethics review

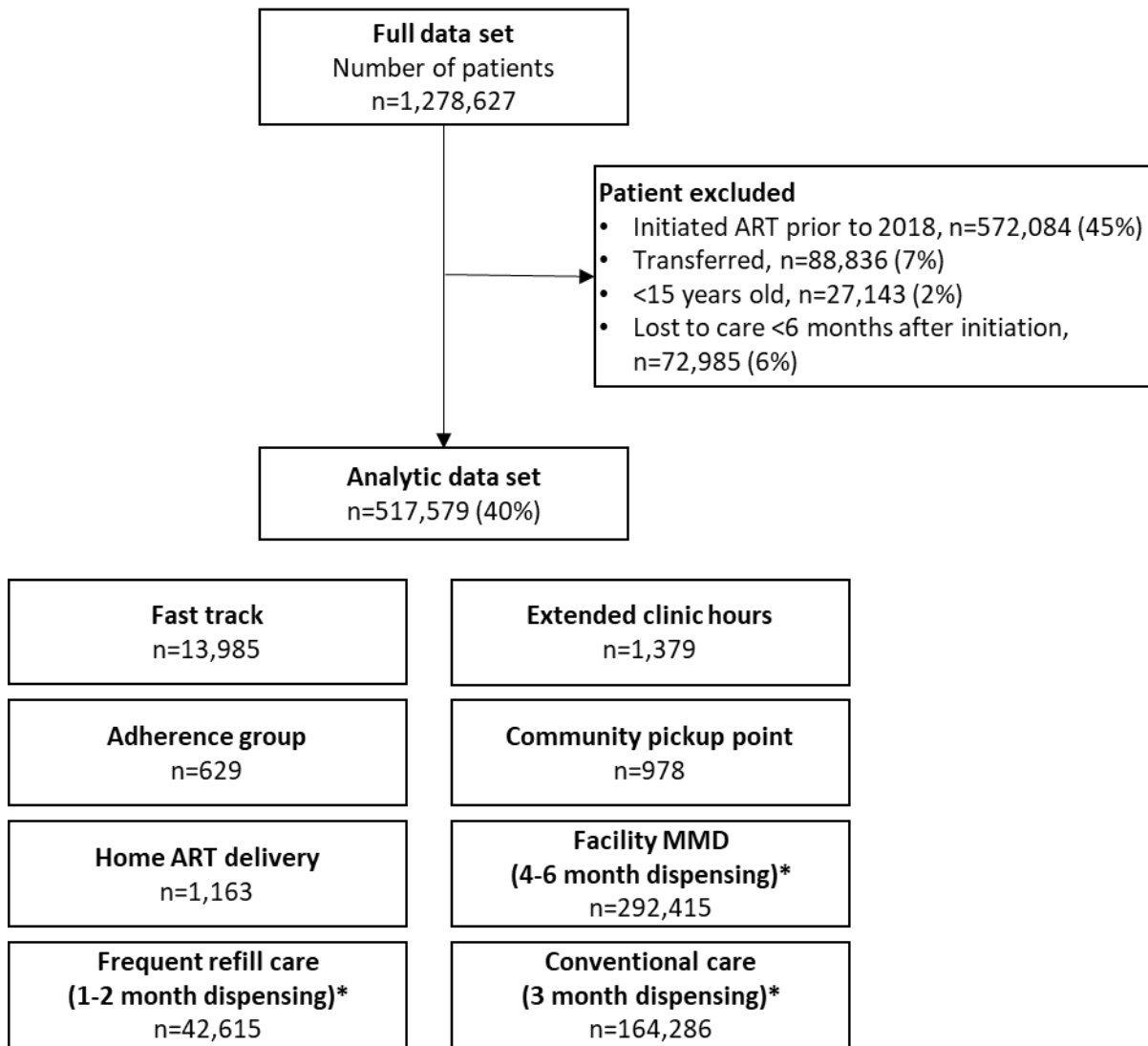
This study was approved by the ERES Converge IRB (Zambia), the Human Research Ethics Committee (Medical) of the University of Witwatersrand, and the Boston University IRB.

Results

Study population and DSD model enrollment

The full data set included records for 1,278,627 individual patients receiving care at 1,486 facilities located in 93 districts and 10 provinces. Of these, 517,579 patients were eligible for analysis, as shown in Figure 1. During the study period, 60% (n=310,678) enrolled in DSD models, most commonly facility MMD (n=292,415, 94%) or fast track (n=13,985, 5%). The remaining patients were distributed among extended clinic hours (0.4%), home ART delivery (0.4%), community pick-up points (0.3%), and adherence groups (0.2%).

Figure 1. Composition of analytic data set



*Facility MMD, frequent refill care, and conventional care as defined in manuscript; all other models are indicated in SmartCare database.

Consistent with the national ART program as a whole [9], the majority of patients enrolled in DSD models were female (61%, n=190,113) (Table 2). The cohort had a median (IQR) age of 36 (29-44) years and was mostly based

174 in urban areas (n=178,249, 57%). Age and sex distributions were similar between DSD model types, except in the
175 case of extended clinic hours, which had a larger proportion of young adults (15-24 years) than did the other
176 models. Most study participants (59%) were dispensed between 4 and 6 months of ART at their last clinic visit,
177 regardless of DSD model.

Table 2. Characteristics of patients who initiated ART treatment on or after Jan 1, 2018 and were retained in care \geq 6 months in Zambia

Characteristic	Total		Fast track		Adherence groups		Community pick-up points		Home ART delivery		Extended clinic hours		Facility MMD		Frequent refill care		Conventional care	
N (%)	517,579	100%	13,985	3%	629	0.1%	978	0.2%	1,163	0.2%	1,379	0.3%	292,415	56%	42,615	8%	164,286	32%
Age																		
Median (IQR)	36 (29-44)		38 (31-45)		39 (32-47)		38 (31-45)		36 (29-42)		34 (25-43)		37 (30-45)		33 (25-41)		34 (27-41)	
15-24	57,844	11%	969	7%	48	8%	60	6%	127	11%	252	18%	34,418	12%	10,722	25%	30,013	18%
25-34	175,122	34%	4,443	32%	159	25%	311	32%	405	35%	395	29%	95,293	33%	14,545	34%	61,083	37%
35-49	215,808	42%	6,725	48%	321	51%	503	51%	507	44%	514	37%	124,550	43%	13,689	32%	59,840	36%
50+	67,198	13%	1,847	13%	101	16%	104	11%	120	10%	209	15%	38,153	13%	3,659	9%	13,350	8%
Sex (female)	320,219	62%	8,339	60%	396	63%	591	60%	705	61%	835	61%	179,159	61%	26,045	61%	104,061	63%
Months on ART																		
Median (IQR)	25 [15-35]		33 [24-40]		34 [26-41]		28 [19-37]		22 [14-30]		26 [18-35]		28 [19-37]		20 [11-31]		20 [11-31]	
6-11 months	91,048	17%	533	4%	20	3%	96	10%	188	16%	148	11%	30,395	10%	12,320	29%	47,348	29%
12-23 months	153,207	30%	2,939	21%	109	17%	276	28%	472	41%	433	31%	84,324	29%	12,836	30%	51,818	32%
24-35 months	158,733	31%	5,169	37%	249	40%	338	35%	337	29%	493	36%	100,131	34%	10,870	26%	41,146	25%
36-48 months	114,591	22%	5,344	38%	251	40%	268	27%	166	14%	305	22%	77,565	27%	6,589	15%	23,974	15%
Setting																		
Rural	180,775	37%	836	6%	307	49%	274	28%	402	35%	601	44%	114,187	41%	12,353	31%	51,783	34%
Urban	307,846	63%	12,763	91%	317	50%	696	71%	759	65%	758	55%	162,862	59%	27,866	69%	101,731	66%
Facility level																		
Health post	66,571	13%	163	1%	22	3%	63	6%	278	24%	317	23%	40,596	14%	4,410	11%	20,714	13%
Health center	346,569	68%	8,531	61%	451	72%	765	78%	694	60%	810	59%	196,465	68%	28,396	68%	110,364	69%
Hospital	94,161	19%	4,996	36%	156	25%	150	15%	191	16%	249	18%	50,808	18%	9,037	22%	28,547	18%
ART dispensing interval																		
\leq 2 months	43,435	8%	498	4%	44	7%	48	5%	111	10%	119	9%	0	0%	42,615	100%	0	0%
3 months	167,222	32%	1,759	13%	167	27%	190	19%	415	36%	405	29%	0	0%	0	0%	164,286	100%
4-6 months	306,793	59%	11,728	84%	418	66%	740	76%	637	55%	855	62%	292,415	100%	0	0%	0	0%
Patient outcome																		
Retained in care	476,459	92%	13,209	94%	602	96%	930	95%	1,107	95%	1,304	95%	274,518	94%	33,450	78%	151,265	92%
Lost to follow-up	39,072	8%	759	5%	26	4%	46	5%	52	4%	73	5%	16,979	6%	8,826	21%	12,256	7%
Died	2,048	0.42%	17	0.12%	1	0.16%	2	0.20%	4	0.34%	2	0.15%	918	0.31%	339	1%	765	0.47%

Treatment outcomes

Retention after enrolling in DSD models was high (92-96%) for all models including conventional care, with the exception of frequent refill care, where retention was substantially lower at 78%. Nearly all attrition from care was defined as loss to follow up; <1% of patients were reported to have died in any model during the follow-up period.

Across all dispensing intervals, patients in SmartCare-designated DSD models had significantly lower risk of attrition compared to those in the respective reference model (frequent refill care for ≤ 2 months' dispensing, conventional care for ≤ 3 months, and facility MMD for 4-6 months), with the exception of home ART delivery models with ≤ 2 -month dispensing (Figure 2), which had very slightly higher attrition. Adherence groups showed the lowest risk of attrition among DSD models even for the shortest dispensing interval, with an adjusted hazard ratio (aHR [95% confidence interval]) of 0.28 [0.11-0.75] for patients receiving ≤ 2 months of ART and 0.43 [0.26-0.72] for patients receiving 4-6 months of ART, compared to those in frequent refill care and conventional care, respectively. Attrition rates and patterns generally similar between 3-month and 4–6-month dispensing.

Figure 2. Adjusted hazard ratio for attrition from care, stratified by ART dispensing interval

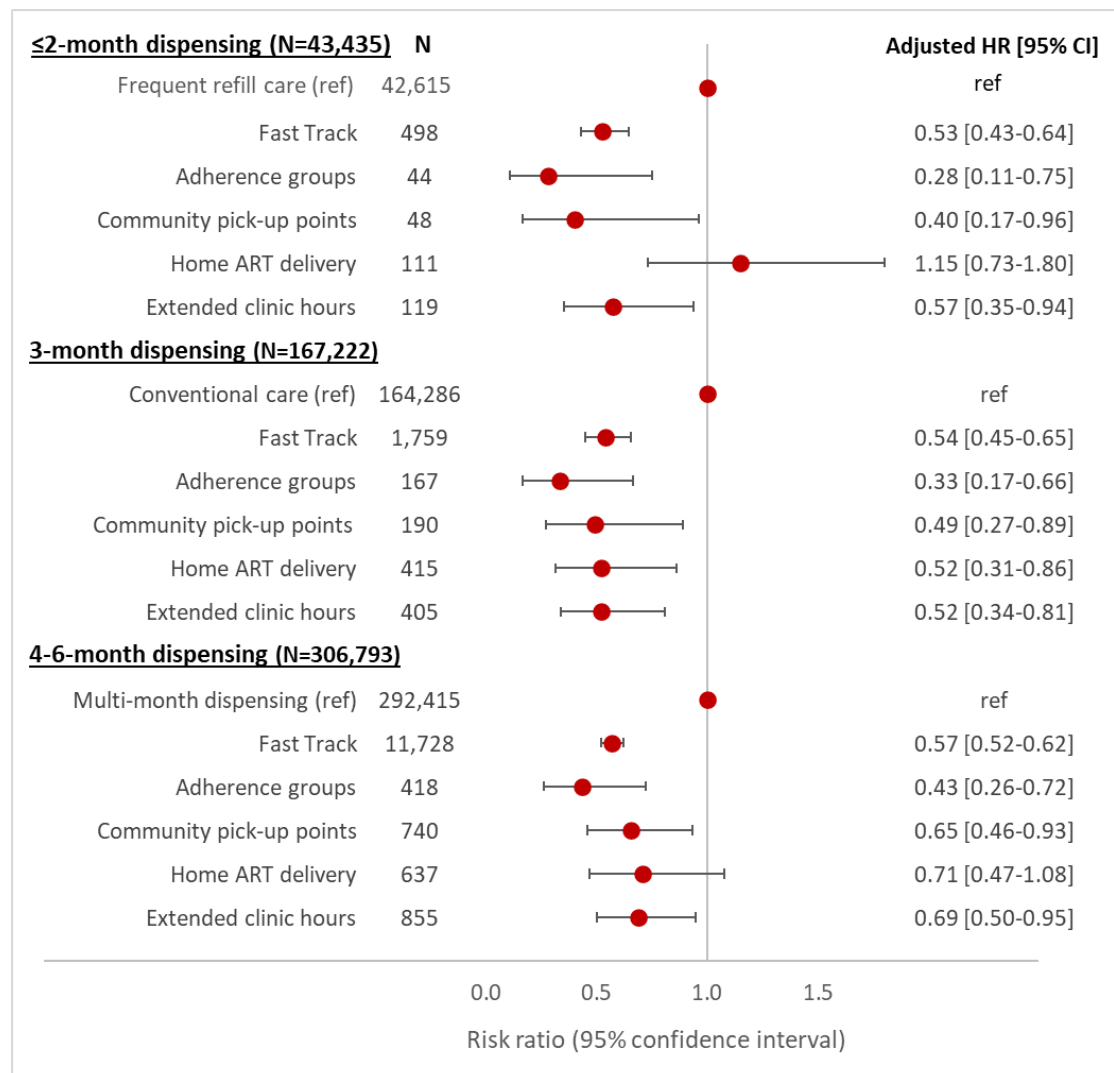
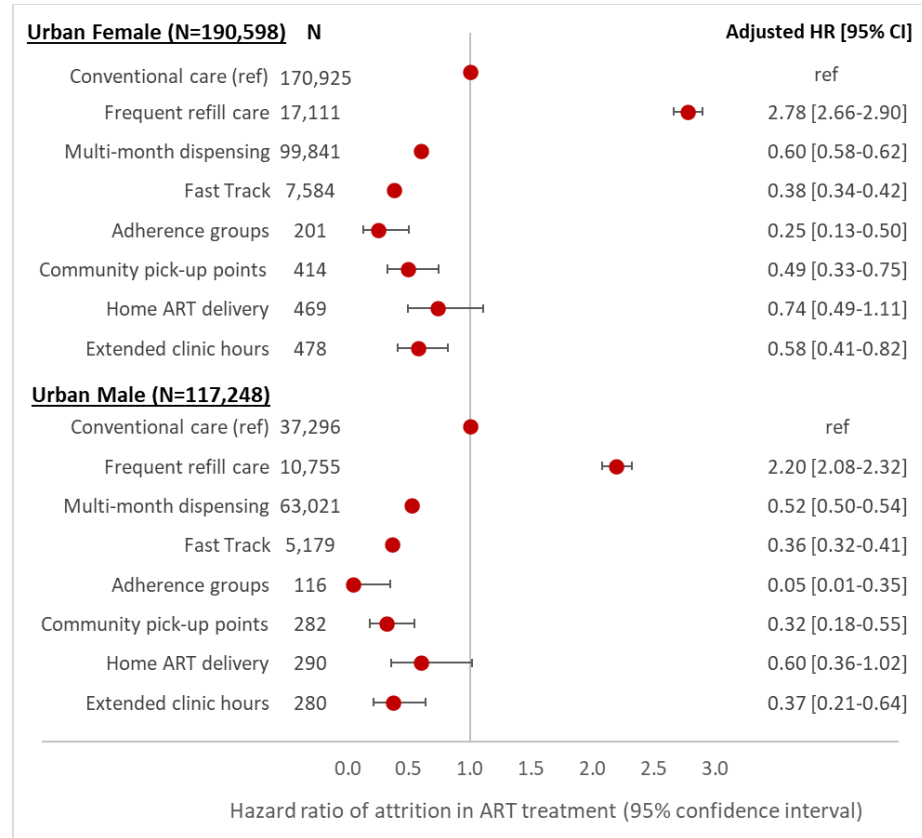


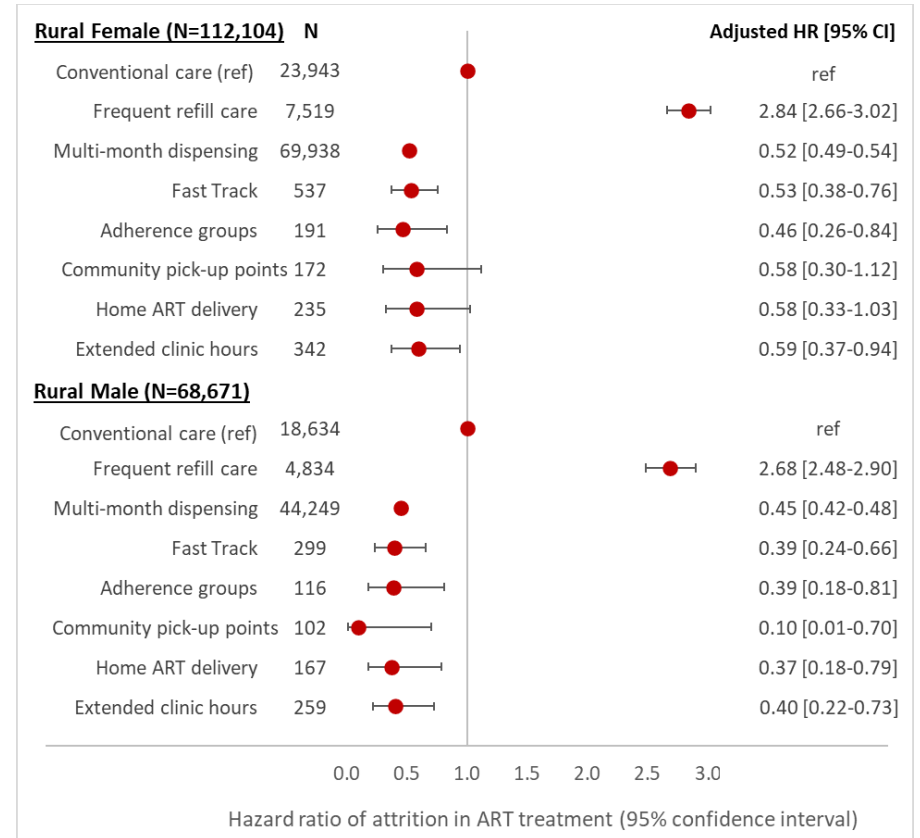
Figure 3 presents the results of our regression analysis stratified by sex and location. Rural males appeared to benefit most from enrollment in DSD models compared to the other population groups, with adjusted hazard ratios that were significantly lower (0.10-0.45) than for conventional care for all models except frequent refill care. For rural females, the adjusted hazard ratios of attrition from all models except frequent refill care were consistently in the neighborhood of 0.50. For urban patients, males and females showed roughly the same patterns of attrition risk, benefiting in particular from adherence groups and community pickup points. Frequent refill care was associated with a substantially higher risk of attrition across all population groups, with adjusted hazard ratios of 2.20 to 2.84.

Figure 3. Adjusted* hazard ratio of attrition, stratified by location and gender

A. Urban



B. Rural



*Adjusted by age and facility level.

Discussion

In this analysis, we found that the risk of attrition from care in the period from 2018-2021 in Zambia differed by service delivery model and dispensing interval. Importantly, retention in care was high across seven of eight models, ranging from 92% to 96%. The one exception, frequent refill care, with 78% retention, is not surprising, given the likelihood that patients deemed to be at higher risk of loss to follow up or death are likely dispensed only one or two months of medications at time. Patients enrolled in DSD models had significantly better retention than those remaining in conventional care across all dispensing intervals. The risk of attrition by DSD model was similar for urban females and males; rural males appear to be benefiting most from DSD enrollment.

Our findings are generally consistent with those of other studies of DSD model outcomes in SSA(6). Previous studies found high retention of patients in adherence clubs and home-based care models in South Africa and Kenya, among other countries(12,13). Studies in Zambia have showed that DSD models achieve comparable or better outcomes than conventional care(14,15). In ART programs in SSA, males have traditionally been at higher risk of attrition than females(16), but we found that males in most DSD models in Zambia did as well as or better than females in the same models and settings, in terms of retention in care.

Other studies have also suggested that while DSD models may not improve retention among currently eligible patients, who are already “stable” at the time of DSD model enrollment and thus likely to continue to demonstrate high retention, it can still offer other benefits to patients and providers by reducing costs and improving quality(17,18). If there is no significant difference in the risk of attrition between DSD models (as shown in the ≥ 3 months dispensing interval groups in Figure 2) or between DSD models and conventional care (as shown in the rural setting in Figure 3), DSD model choice can be based on other factors such as operational feasibility or cost to the provider or patient.

Our study had several limitations. First, and most important, it was an observational study, and we know that patients were not enrolled in DSD models at random. It is likely that patients offered DSD model enrollment were believed by facility staff to be “good adherers,” while those thought to be at higher risk of attrition were held in frequent refill care or conventional care, where they could potentially be monitored more closely. Similarly, each model was designed to enroll a slightly different population of patients(14). The modestly lower retention observed in the home delivery model may reflect that this model was intended to serve patients who faced greater obstacles in attending clinic visits, for example, and thus been at higher risk of attrition with or without the model. In this case, the observed attrition would reflect the patient population served rather than the model of care itself. Third, the data set used was routinely collected patient record data. We guess that recording of patients’ entry into DSD models was incomplete; it is likely that some patients in DSD models were not reported as such. The database, moreover, did not contain information on adverse events, waiting time at facilities, staff shortages, drug supply issues, or patient travel distance – all factors which could affect patient attrition. Finally, while DSD enrollment in our study occurred prior to the COVID-19 pandemic, retention over the course of 2020 may have been affected both by pandemic restrictions (limitations on travel, etc.) and by

pandemic adaptations, such as more emphasis on out-of-clinic service delivery and multi-month dispensing.

Conclusions

Despite the limitations described above, this study provides evidence that the differentiated service delivery models for HIV treatment in use in Zambia between 2018 and 2021 were associated with substantial and consistent improvements in retention in care. The strategic design and targeting of DSD models are critical to their success in retaining patients on ART. Understanding the factors that influence the retention of ART patients in DSD models could provide an important step towards improving DSD implementation.

Competing interests

The authors declare that they have no competing interests.

Authors' contributions

SR and BEN conceived the study. YJ, LJ, BEN designed the study. BP, MM, HS, PH, MMM, PLM led study data collection. YJ, LJ analyzed the data, and SR, BEN contributed to data analysis. YJ, LJ, SR, BEN wrote the first draft of the manuscript. All authors reviewed and edited the manuscript. All authors have read and approved the final manuscript.

Acknowledgements

None.

Funding

Funding for the study was provided by the Bill & Melinda Gates Foundation through OPP1192640 to Boston University. YJ is supported by the Ruth L. Kirschstein National Research Service Award, National Institutes of Health F32 Individual Fellowship Grant (grant number: 1F32MH128120-01). The funders had no role in study design, data collection and analysis, decision to publish or preparation of the manuscript.

Ethics

This study protocol was approved by ERES Converge IRB (Zambia), protocol number 2019-Sep-030, 130 the Human Research Ethics Committee (Medical) of the University of Witwatersrand, protocol number 131 M190453, and the Boston University IRB, protocol number H-38823.

References

1. Haas AD, Zaniwski E, Anderegg N, Ford N, Fox MP, Vinikoor M, et al. Retention and mortality on antiretroviral therapy in sub-Saharan Africa: collaborative analyses of HIV treatment programmes. *J Int AIDS Soc* 2018;21: e25084.

2. Roy M, Moore CB, Sikazwe I, Holmes CB, Roy M. A Review of differentiated service delivery for HIV treatment: effectiveness, mechanisms, targeting, and Scale. *Current HIV/AIDS Reports* 2019; 16: 324–334.
3. Eshun-wilson I, Mukumbwa-mwenechanya M, Kim H young, Zannolini A, Chanda P, Topp SM, et al. Differentiated care preferences of stable patients on ART in Zambia: A discrete choice experiment. *J Acquir Immune Defic Syndr* 2019; 81:540-546.
4. Duncombe C, Rosenblum S, Hellmann N, Holmes CB, Wilkinson L, Biot M, et al. Reframing HIV care: putting people at the centre of antiretroviral delivery. *Trop Med Int Health* 2015;20.
5. Limbada M, Zijlstra G, Macleod D, Ayles H, Fidler S. A systematic review of the effectiveness of non-health facility based care delivery of antiretroviral therapy for people living with HIV in sub-Saharan Africa measured by viral suppression, mortality and retention on ART. *BMC Public Health*. 2021;21(1):1–14.
6. Long L, Kuchukhidze S, Pascoe S, Nichols BE, Fox MP, Cele R, et al. Retention in care and viral suppression in differentiated service delivery models for HIV treatment delivery in sub-Saharan Africa: a rapid systematic review. *J Int AIDS Soc* 2020;23: 1–14. doi:10.1002/jia2.25640
7. Jo Y, Rosen S, Nichols B, Huber A, Mwansa M, Mwenechanya M, et al. Changes in HIV differentiated care utilization during the COVID-19 pandemic in Zambia. *J Int AIDS Soc* 2021;24(1):300–1.
8. CQUIN Learning Network. Differentiated service delivery in Zambia [Internet]. 2022 [cited 2022 May 26]. Available from: <https://cquin.icap.columbia.edu/the-work/zambia/>.
9. Ministry of Health. Zambia Differentiated Service Delivery Framework 2018. Lusaka: Zambia Ministry of Health 2018. Available from: http://cquin.icap.columbia.edu/wp-content/uploads/2017/05/Zambia_National_DSD_Framework_2018_.pdf.
10. Ministry of Health. Zambia Consolidated Guidelines for Prevention and Treatment of HIV Infection. Lusaka: Zambia Ministry of Health 2018. Available from: <https://www.moh.gov.zm/wp-content/uploads/filebase/Zambia-Consolidated-Guidelines-for-Treatment-and-Prevention-of-HIV-Infection-2020.pdf>.
11. Gumede-Moyo S, Todd J, Bond V, Mee P, Filteau S. A qualitative inquiry into implementing an electronic health record system (SmartCare) for prevention of mother-to-child transmission data in Zambia: a retrospective study. *BMJ Open* 2019;9(9):e030428.
12. Fox MP, Pascoe S, Huber AN, Murphy J, Phokojoe M, Gorgens M, et al. Adherence clubs and decentralized medication delivery to support patient retention and sustained viral suppression in care: results from a cluster randomized evaluation of differentiated ART delivery models in South Africa. *PLOS Medicine* 2019; 16 (7): e1002874.
13. Goodrich S, Siika A, Mwangi A, Nyambura M, Naanyu V, Yiannoutsos C, et al. Development, assessment and outcomes of a community-based model of anti-retroviral care in western Kenya through a cluster-randomized control trial. *J Acquir Immune Defic Syndr* 2021;87:e198–e206.
14. Nichols B, Cele R, Jamieson L, Long L, Siwale Z, Banda P, et al. Community-based delivery of HIV treatment in Zambia: costs and outcomes. *AIDS* 2021, 35:299–306.
15. Roy M, Bolton-Moore C, Sikazwe I, Mukumbwa-Mwenechanya M, Efronson E, Mwamba C, et al. Participation in adherence clubs and on-time drug pickup among HIV-infected adults in Zambia: A matched-pair cluster randomized trial. *PLoS Med* 2020;17(7):e1003116.
16. Kusemererwa S, Akena D, Nakanjako D, Kigozi J, Nanyunja R, Nanfuka M, et al. Strategies for retention of heterosexual men in HIV care in sub-Saharan Africa: A systematic review. *PLOS ONE* 2021;16(2):e0246471.
17. Rosen S, Nichols B, Guthrie T, Benade M, Kuchukhidze S, Long L. Do differentiated service delivery models for HIV treatment in sub-Saharan Africa save money? Synthesis of evidence from field studies conducted in sub-Saharan Africa in 2017-2019. *Gates Open Research* 2021;5:177.

18. Hoffman RM, Moyo C, Balakasi KT, Siwale Z, Hubbard J, Bardon A, et al. Multimonth dispensing of up to 6 months of antiretroviral therapy in Malawi and Zambia (INTERVAL): a cluster-randomised, non-blinded, non-inferiority trial. *Lancet Global Health* 2020;9(5):e628–38.