

1 **Attrition from HIV treatment after enrollment in a differentiated service**

2 **delivery model: a cohort analysis of routine care in Zambia**

3

4 Short title: Attrition from DSD models in Zambia

5

6 Youngji Jo^a, Lise Jamieson^{b,c}, Bevis Phiri^d, Anna Grimsrud^e, Muya Mwansa^f, Hilda Shakwelele^d, Prudence Haimbe^d,

7 Mpande Mukumbwa-Mwenechanya^g, Priscilla Lumano Mulenga^f, Brooke E Nichols^{b,c,h*}, Sydney Rosen^{b,h*†}

8

9 ^aSection of Infectious Diseases, Department of Medicine, Boston Medical Center, Boston, MA, USA

10 ^bHealth Economics and Epidemiology Research Office, Department of Internal Medicine, School of Clinical
11 Medicine, Faculty of Health Sciences, University of the Witwatersrand, Johannesburg, South Africa

12 ^cDepartment of Medical Microbiology, Amsterdam University Medical Center, Amsterdam, Netherlands

13 ^dClinton Health Access Initiative, Lusaka, Zambia

14 ^eHIV Programmes and Advocacy, International AIDS Society, Cape Town, South Africa

15 ^fMinistry of Health, Lusaka, Zambia

16 ^gCentre for Infectious Disease Research in Zambia, Lusaka, Zambia

17 ^hDepartment of Global Health, Boston University School of Public Health, Boston, MA, USA

18

19 †Corresponding author: Sydney Rosen, Boston University School of Public Health, 801 Massachusetts Ave,

20 Boston, MA, 02118, USA, tel +1 617 358 2251, e-mail sbrosen@bu.edu

21

22 *These authors have contributed equally to the work.

23

24 YJ: Youngji.Jo@bmc.org

25 LJ: ljamieson@heroza.org

26 BP: bphiri@clintonhealthaccess.org

27 AG: anna.grimsrud@iasociety.org

28 MM: muya.mwansa@gmail.com

29 HS: hshakwelele@clintonhealthaccess.org

30 PH: phaimbe@clintonhealthaccess.org

31 MMM: Mpande.Mwenechanya@cidrz.org

32 PLM: priscillalloyd2@icloud.com

33 BEN: brooken@bu.edu

34 SR: sbrosen@bu.edu

35

36 Keywords: Zambia, HIV, differentiated service delivery, retention

37

38 Word count

39 Abstract: 268/300

40 Main text: 2,525/3,500

41

42 **Abstract**

43

44 **Background.** Many sub-Saharan Africa countries are scaling up differentiated service delivery (DSD) models for
45 HIV treatment to increase access and remove barriers to care. We assessed factors associated with attrition
46 after DSD model enrollment in Zambia, focusing on patient-level characteristics.

47

48 **Methods:** We conducted a retrospective record review using electronic medical records (EMR) of adults (≥ 15
49 years) initiated on antiretroviral (ART) between 01 January 2018 and 30 November 2021. Attrition was defined
50 as lost to follow-up (LTFU) or died by November 30, 2021. We categorized DSD models into eight groups: fast-
51 track, adherence groups, community pick-up points, home ART delivery, extended facility hours, facility multi-
52 month dispensing (MMD, 4–6-month ART dispensing), frequent refill care (facility 1-2 month dispensing), and
53 conventional care (facility 3 month dispensing, reference group). We used Fine and Gray competing risk
54 regression to assess patient-level factors associated with attrition, stratified by sex and rural/urban setting.

55

56 **Results:** Of 547,281 eligible patients, 68% ($n=372,409$) enrolled in DSD models, most commonly facility MMD
57 ($n=306,430$, 82%), frequent refill care ($n=47,142$, 13%), and fast track ($n=14,433$, 4%), with $<2\%$ enrolled in the
58 other DSD groups. Retention was higher in nearly all DSD models for all dispensing intervals, compared to the
59 reference group, except fast track for the ≤ 2 month dispensing group. Retention benefits were greatest for
60 patients in the extended clinic hours group and least for fast track dispensing.

61

62 **Conclusion:** Although retention in HIV treatment differed by DSD type, dispensing interval, and patient
63 characteristics, nearly all DSD models out-performed conventional care. Understanding the factors that
64 influence the retention of patients in DSD models could provide an important step towards improving DSD
65 implementation.

66 Introduction

67

68 Although access to antiretroviral treatment (ART) for HIV is now widespread, ART programs worldwide continue
69 to face the challenge of retaining patients in lifelong care. Studies in sub-Saharan Africa (SSA) suggest that only
70 67% of patients remain in ART programs after five years, with loss to follow-up (patients with unknown
71 outcomes) accounting for 33% of all attrition(1).

72

73 One solution to this high attrition from ART programs has been the introduction of differentiated service
74 delivery (DSD) models. DSD models aim to improve long-term ART retention by removing barriers to care,
75 making service delivery more patient-centered(2), generate greater patient satisfaction, reduce costs to patients
76 (and to providers in some cases), and create efficient and convenient service delivery(3). DSD models differ from
77 conventional HIV care in the location of service delivery, frequency of interactions with the healthcare system,
78 cadre of provider involved, and/or types of services provided(4). The attractiveness of DSD models is generally
79 considered to be conditional on maintaining at least equivalent clinical outcomes to conventional care, but there
80 remains relatively little evidence on ART retention among patients enrolled in DSD models as part of large-scale
81 routine care in SSA(5, 6).

82

83 Zambia, a high-HIV burden country with more than 1.5 million people living with HIV and more than 81% of
84 those individuals on ART, has rapidly scaled up a variety of DSD models(7). Participation in DSD models and ART
85 treatment outcomes are documented in Zambia's national electronic medical record (EMR) system, known as
86 SmartCare. We used the SmartCare data set, the largest dataset of its kind available on DSD model uptake and
87 outcomes, to compare patient outcomes in DSD models to conventional care and assess patient- level factors
88 associated with retention after enrolment in different DSD models.

89

90 **Methods**

91

92 *Study population and setting*

93

94 The Zambian Ministry of Health (MOH) authorized the non-governmental organizations supporting HIV
95 treatment scale up in the country to pilot various models of service delivery starting in 2014(8). Nationwide
96 scale-up DSD models was underway by 2017. Most public sector healthcare facilities now provide at least one
97 alternative to conventional care, with many offering multiple options. Some DSD models are described in
98 national ART guidelines and can potentially be offered by all facilities(9)(10). Others were designed and
99 introduced by non-governmental partner organizations working with specific facilities. Under current guidelines,
100 to be eligible for DSD enrollment patients must be “stable” or “established on treatment,” defined as having
101 been on first-line ART for at least 6 or 12 months and having demonstrated viral suppression.

102

103 The SmartCare database covers approximately three-quarters of all ART patients in Zambia, with the remainder
104 accessing care at clinics that do not utilize the system(11). Routine medical record data are either entered into
105 SmartCare portals in real-time during the patient interaction or transcribed from paper records, typically within
106 a day or two of the interaction. With the assistance of the national MOH, we accessed a subset of data fields
107 from the entire SmartCare cohort from the study period from January 1, 2018 to November 30, 2021.

108

109 We defined a cohort of all patients, aged 15 years or older, who initiated ART on or after January 1, 2018 and
110 had been retained in care ≥ 6 months after ART initiation. We then categorized those patients into 14 different
111 models of care based on data recorded in SmartCare, including the number of months of ART dispensed. These
112 DSD models were grouped into eight relatively homogeneous analytic groups: facility fast track services,
113 adherence groups, community pick-up points, home ART delivery, extended clinic hours, and models based on

114 dispensing duration alone (Table 1). Enrolment of patients into specific models depended on both national
115 eligibility guidelines and facility characteristics. In general, facilities assigned individuals to a model of care based
116 on model availability, patient characteristics and preferences, and operational considerations. Transfer to a
117 different DSD model was permitted, but transfers may not have been captured fully in the electronic medical
118 records during the study period and thus cannot be accounted for in our analysis.

119
120 In reviewing the dataset, we observed that many patients who received 4-6 months of ART medications, known
121 as multi-month dispensing (MMD), at their most recent clinic visit, these were not labeled as MMD in Smartcare.
122 We therefore assigned patients to analytic groups as follows. Patients assigned to any DSD model except MMD
123 were assigned to the relevant analytic group shown in Table 1. Patients assigned to MMD were combined with
124 patients not assigned to any DSD model (remaining in conventional care). This combined population was then
125 stratified by the duration of dispensing at their most recent clinic visit, with dispensing intervals defined as 1-2
126 months (“frequent refill care”), 3 months (conventional care), or 4-6 months (facility MMD). We refer to patients
127 we assigned to facility MMD, frequent refill care, or conventional care as being “enrolled” in these models, even
128 though most were not identified as such in SmartCare. We also note that 3-month dispensing (3MD) was
129 originally regarded as a differentiated model in Zambia, to distinguish it from the earlier standard of care, which
130 allowed only 1-2 month dispensing. Over the course of the study period, however, 3MD was widely
131 implemented as standard care. For this analysis, we therefore refer to 3MD as “conventional care,” while 1-2-
132 month dispensing is labeled as “frequent refill care,” and only 4-6-month dispensing is described as “multi-
133 month” (facility MMD). All models of care could have different number of months dispensing, aside from
134 “frequent refill care” “conventional care” and “facility MMD”, as these were defined in terms of dispensing
135 duration and location of dispensing alone.

136 **Table 1. Differentiated service delivery models in Zambia and analytic groups**

137

Analytic group	Specific DSD models included in the group	Description
Fast track	Fast-track services at facility	A model that creates a separate queue, kiosk, or procedure at a facility to speed up service delivery for stable patients. In Zambia, this typically involves a separate and shorter queue for quick dispensing when a full clinical visit is not indicated.
Adherence groups	Community adherence groups (CAG), urban adherence groups, rural adherence groups	Community adherence groups: groups of ±6 people, based on residential proximity or patient preference, meet monthly at a designated place in the community. Members collect medication at clinical appointments for other CAG members, in a rotating fashion. Rural/Urban adherence groups: groups of 15-30 people receive group adherence counselling and pre-packed ART dispensation by a healthcare worker or community health workers outside of typical clinic hours.
Community pick-up points	Central dispensing units, community ART distribution points, community retail pharmacy, health post, mobile ART distribution	Any model that delivers ART to pick-up points outside clinic facilities, such as medication lockers, community pharmacies, central dispensing units, community ART distribution points, health posts (remote facilities that do not typically dispense ART), mobile ART distribution (van-based clinic).
Home ART delivery	Home ART delivery	Trained community health workers (CHWs) linked to facilities conduct home visits to deliver ART, conduct health screening, monitor adherence, and refer patients as required. All community services are captured on a tablet-based SmartCare app.
Extended clinic hours	After/before clinic hours, scholar model, weekend clinics	ART dispensing available outside standard clinic hours, either before or after hours on weekdays, expanded hours for school-going youth, or ART dispensing on the weekend.

Analytic group	Specific DSD models included in the group	Description
Facility multi-month dispensing (MMD)	4-6-month dispensing of ART at a facility and not in any other DSD model	Any model in which the primary goal is to dispense medications for a longer duration than is done under conventional care (4 to 6 months). Dispensing is typically done at a standard facility visit. Those categorized as “facility MMD” in this study were not reported as participating in any other DSD model.
Frequent refill care	1-2 month dispensing of ART at a facility	As 3-month dispensing has expanded, patients receiving 1-2-month refills may be considered higher risk in some way, though inventory shortages could also play a role.
Conventional care	3-month dispensing of ART at a facility	At the time of the study, the widely followed standard of care was to provide a 3-month supply of ART at quarterly clinic visits. 3-month dispensing was originally considered a differentiated model; we refer to it as “conventional” to emphasize that 3-month dispensing is our reference model.

138 Source: Table modified from (7)

139

140 *Outcomes and data analysis*

141

142 Our primary outcome was attrition from care at any time between January 1, 2018 and November 30, 2021.

143 Attrition was defined as patients who were reported to be lost to follow-up (not found >28 days from last

144 scheduled appointment), had stopped ART (patient found after ≤ 28 days but stopped medications), or had died.

145 We note that because the data censoring date, November 30, 2021, was common to all patients, the follow-up

146 duration for each patient in the cohort depended on the date the patient initiated ART (any time on or after

147 January 1 2018).

148

149 Using Fine and Gray competing risk regression(12), we estimated the hazard ratios of attrition, with transfer to a
150 different facility considered as a competing risk of the attrition event of each DSD model group compared to
151 conventional care. We adjusted for age, sex, location (urban vs rural), and care level (health post, primary clinic,
152 hospital). Results were stratified by most recent ART dispensing interval. We conducted a secondary analysis
153 further stratifying results by location (urban or rural) and sex.

154

155 *Ethics review*

156

157 This study was approved by the ERES Converge IRB (Zambia), the Human Research Ethics Committee (Medical)
158 of the University of Witwatersrand (South Africa), and the Boston University Institutional Review Board (USA).
159 The requirement for informed consent was waived for this study, which was a review of retrospective medical
160 record data only.

161

162 **Results**

163

164 *Study population and DSD model enrollment*

165

166 The full data set included records for 1,278,627 individual patients receiving care at 1,486 facilities located in 93
167 districts and 10 provinces. Of these, 547,281 patients were eligible for analysis, as shown in Fig 1. During the
168 study period, 68% (n=372,409) enrolled in DSD models, most commonly facility MMD (n=306,430, 82%),
169 frequent refill care (n=47,142, 9%) or fast track (n=14,433, 4%). The remaining patients were distributed among
170 extended clinic hours (0.4%), home ART delivery (0.3%), community pick-up points (0.3%), and adherence
171 groups (0.2%).

172 **Fig 1. Composition of analytic data set**

173

174 *Facility MMD, frequent refill care, and conventional care as defined in manuscript; all other models are
175 indicated in SmartCare database.

176

177 Consistent with the national ART program as a whole (9), the majority of patients enrolled in DSD models were
178 female (61%, n=228,442) (Table 2). The cohort had a median (IQR) age of 36 (29-44) years and was mostly based
179 in urban areas (n=218,260, 59%). Age and sex distributions were similar between DSD model types, except in the
180 case of frequent refill care and extended clinic hours, which had a larger proportion of young adults (15-24
181 years) than did the other models. Most study participants (59%) were dispensed between 4 and 6 months of
182 ART at their last clinic visit, regardless of DSD model.

3 **Table 2. Characteristics of patients who initiated ART treatment on or after Jan 1, 2018 and were retained in care \geq 6 months in Zambia**

4

Characteristic	Total		Fast track		Adherence groups		Community pick-up points		Home ART delivery		Extended clinic hours		Facility MMD		Frequent refill care		Conventional care		
	N	(%)	N	(%)	N	(%)	N	(%)	N	(%)	N	(%)	N	(%)	N	(%)	N	(%)	
N (%)	547,281	100%	14,433	3%	652	0.1%	1,022	0.2%	1,209	0.2%	1,521	0.3%	306,430	56%	47,142	9%	174,725	32%	
Age																			
Median (IQR)	36 (29-43)		38 (31-45)		39 (32-47)		38 (31-45)		36 (29-42)		34 (26-43)		37 (30-45)		33 (25-41)		34 (27-41)		
15-24	82,680	15%	1,215	8%	59	9%	77	8%	177	15%	378	25%	36,601	12%	11,868	25%	32,271	18%	
25-34	187,818	34%	4,749	33%	166	25%	349	34%	424	35%	443	29%	100,432	33%	16,161	34%	65,038	37%	
35-49	216,908	40%	6,678	46%	328	50%	495	48%	503	42%	540	36%	129,872	42%	15,126	32%	63,325	36%	
50+	59,873	11%	1,791	12%	99	15%	100	10%	105	9%	160	11%	39,524	13%	3,987	8%	14,091	8%	
Sex (female)	339,381	62%	8,638	60%	411	63%	616	60%	738	61%	917	60%	188,158	61%	28,964	61%	110,839	63%	
Months on ART																			
Median (IQR)	25 [15-35]		33 [24-40]		33 [26-41]		28 [19-37]		22 [14-30]		27 [18-35]		28 [19-36]		20 [11-31]		20 [11-31]		
6-11 months	96,434	18%	550	4%	21	3%	98	10%	196	16%	161	11%	32,119	10%	13,480	29%	49,809	29%	
12-23 months	162,945	30%	3,054	21%	112	17%	288	28%	490	41%	474	31%	88,649	29%	14,525	31%	55,353	32%	
24-35 months	168,197	31%	5,341	37%	264	40%	359	35%	351	29%	550	36%	105,011	34%	12,123	26%	44,198	25%	
36-48 months	119,705	22%	5,488	38%	255	39%	277	27%	172	14%	336	22%	80,651	26%	7,014	15%	25,365	15%	
Setting																			
Rural	190,453	37%	868	6%	320	50%	290	29%	424	35%	651	43%	118,833	41%	13,844	31%	55,189	34%	
Urban	326,725	63%	13,173	94%	326	50%	724	71%	783	65%	849	57%	171,655	59%	30,750	69%	108,356	66%	
Facility level																			
Health post	71,374	13%	176	1%	22	3%	65	6%	290	24%	380	25%	42,921	14%	4,938	11%	22,573	13%	
Health center	365,351	68%	8,796	62%	468	72%	801	78%	720	60%	877	58%	205,103	68%	31,575	68%	116,905	69%	

Hospital	99,929	19%	5,163	37%	162	25%	156	15%	199	16%	261	17%	53,684	18%	9,811	21%	30,462	18%	
ART dispensing interval																			
≤2 months	48,031	9%	519	4%	47	7%	54	5%	119	10%	150	10%	0	0%	47,142	100%	0	0%	
3 months	177,834	33%	1,842	13%	176	27%	197	19%	436	36%	458	30%	0	0%	0	0%	174,725	100%	
4-6 months	321,269	59%	12,072	84%	429	66%	771	75%	654	54%	913	60%	306,430	100%	0	0%	0	0%	
Patient outcome																			
Retained in care	476,450	87%	13,209	92%	602	92%	930	91%	1,107	92%	1,304	86%	274,514	90%	33,450	71%	151,260	87%	
Transferred out	29,713	5%	448	3%	23	4%	44	4%	46	4%	142	9%	14,020	5%	4,527	10%	10,445	6%	
Lost to follow-up	39,070	7%	759	5%	26	4%	46	5%	52	4%	73	5%	16,978	6%	8,826	19%	12,255	7%	
Died	2,048	0.37%	17	0.12%	1	0.15%	2	0.20%	4	0.33%	2	0.13%	918	0.30%	339	1%	765	0.44%	

186 *Treatment outcomes*

187

188 Retention in DSD models was high (86-92%) within the study period for all models including
189 conventional care, with the exception of frequent refill care, where retention was substantially lower at
190 71% (Table 2). Transferred out was higher for frequent refill care (10%) and extended clinic hours (9%)
191 groups compared to other care models (3-6%); loss to follow-up was especially high for frequent refill
192 care (19%) than any other care models (4-7%); <1% of patients were reported to have died in any model
193 during the follow-up period.

194

195 Across all dispensing intervals, patients in SmartCare-designated DSD models had significantly lower risk
196 of attrition compared to those in the respective reference model (frequent refill care for ≤ 2 months'
197 dispensing, conventional care for ≤ 3 months, and facility MMD for 4-6 months), with the exception of
198 fast track models with ≤ 2 -month dispensing, which had very slightly higher attrition (Fig 2). Patients
199 enrolled in extended clinic hours models had a significantly lower risk of attrition than the respective
200 reference groups, with an adjusted hazard ratio (aHR [95% confidence interval]) ranging from 0.36 [0.22-
201 0.61] for patients receiving ≤ 2 months of ART to 0.71 [0.51-0.99] for patients receiving 4-6 months of
202 ART. Patients utilizing extended clinic hours were also more likely to transfer care to other facilities than
203 were those enrolled in other models. Attrition rates and patterns are generally similar between 3-month
204 and 4–6-month dispensing.

205

206 **Fig 2. Adjusted hazard ratio for attrition from care, stratified by ART dispensing interval**

207

208 Fig 3 presents the results of our regression analysis stratified by sex and location. For the urban
209 subpopulations, there was no statistically significant difference in risk of attrition among most DSD
210 models except the extended clinic hours model. For the rural subpopulations, frequent refill care was

211 associated with a statistically greater risk of attrition, with point estimates for aHR ranging between 1.70
212 and 1.91, while MMD was associated with a statistically lower risk of attrition in both sexes (aHR ranging
213 between 0.77 and 0.81), compared to conventional care. For the rural female subpopulation, there was
214 no substantial difference in risk of attrition among other DSD models compared to conventional care.
215 For the rural male subpopulation, however, community pick-up point and extended clinic hours are
216 associated with a significantly lower risk of attrition of 0.13 [0.02-0.93] and 0.49 [0.26-0.90],
217 respectively, compared to conventional care.

218 **Fig 3. Adjusted* hazard ratio of attrition, stratified by location and gender**

219 *Adjusted by age and facility level.

220

221 **Discussion**

222

223 In this analysis, we found that the risk of attrition from care in the period from 2018-2021 in Zambia
224 differed by service delivery model and ART dispensing interval. Importantly, retention in care was high
225 across seven of eight models, ranging from 86% to 92%. The one exception, frequent refill care, with
226 71% retention, is unsurprising given the likelihood that patients deemed to be at higher risk of loss to
227 follow-up or death are likely to be dispensed ART at shorter intervals intentionally to ensure frequent
228 clinic follow-up for more regular monitoring. Despite a relatively lower retention rate (86%) in the
229 extended clinic hours model, patients still maintain a statistically better retention than those remaining
230 in conventional care across all dispensing intervals after accounting for transfer as a competing risk.

231

232 When we analyzed subpopulations by setting and sex, we found that the risk of attrition did not vary
233 significantly by DSD model among urban patients. Rural males appear to be benefiting most from DSD
234 enrollment. Of note is the relatively high hazard of attrition among rural patients enrolled in frequent

235 refill care. As mentioned above, patients receiving frequent refills include those who are not regarded as
236 stable on ART and are believed to require frequent clinical monitoring. At the same time, however,
237 having to make repeated visits to a healthcare facility may be particularly challenging for rural patients,
238 for whom travel distances tend to be greater. The possibility that the frequent refill model encourages
239 attrition from care, rather than improving the quality of care, should be considered.

240

241 Our findings are generally consistent with those of other studies of DSD model outcomes in SSA(6).
242 Previous studies found high retention of patients in adherence clubs and home-based care models in
243 South Africa and Kenya, among other countries(13, 14). Studies in Zambia have showed that DSD models
244 achieve comparable or better outcomes than conventional care(15, 16). In ART programs in SSA, males
245 have traditionally been at higher risk of attrition than females(17), but we found that rural males in most
246 DSD models in Zambia were retained in care as well as or relatively better than females in the same
247 models and settings.

248

249 Other studies have also suggested that while DSD models may not improve retention among currently
250 eligible patients, who are already “stable” at the time of DSD model enrollment and thus likely to
251 continue to demonstrate high retention, it can still offer other benefits to patients and providers by
252 reducing costs and improving quality(18)(19). If there is no significant difference in the risk of attrition
253 between DSD models and conventional care (as shown in the urban female group in Fig 3), DSD model
254 choice can be based on other factors such as operational feasibility or cost to the provider or patient.

255

256 Our study had several limitations. First, and most important, it was an observational study, and we know
257 that patients were not enrolled in DSD models at random. It is likely that patients offered DSD model
258 enrollment were believed by facility staff to be “good adherers,” while those thought to be at higher risk

259 of attrition were held in frequent refill care or conventional care, where they could potentially be
260 monitored more closely. Similarly, the same model may be assigned to different dispensing intervals for
261 a slightly different population of patients(14). For example, the different retention levels observed in
262 fast track (i.e., lower retention for ≤ 2 month and better retention for 3 and 4-6 month dispensing
263 groups) reflect the patient population served rather than the model of care itself. Third, the data used
264 was routinely-collected patient record data. We guess that recording of patients' entry into DSD models
265 was incomplete; it is likely that some patients in DSD models were not reported as such. The database,
266 moreover, did not contain information on adverse events, waiting time at facilities, staff shortages, drug
267 supply issues, or patient travel distance – all factors which could affect patient attrition. Finally, while
268 DSD enrollment in our study occurred prior to the COVID-19 pandemic, retention over the course of
269 2020 may have been affected both by pandemic restrictions (limitations on travel, etc.) and by
270 pandemic adaptations, such as more emphasis on out-of-clinic service delivery and multi-month
271 dispensing.

272

273 **Conclusions**

274

275 Despite the limitations described above, this study provides evidence that most of the differentiated
276 service delivery models for HIV treatment in use in Zambia between 2018 and 2021 were associated
277 with substantial and consistent improvements in retention in care. DSD models of care that are not
278 demonstrating favorable retention rates should be reconsidered for further implementation or
279 redesigned to meet the needs of the populations they serve. The strategic design and targeting of DSD
280 models are critical to their success in retaining patients on ART. Understanding the factors that influence
281 the retention of ART patients in DSD models could provide an important step towards improving DSD
282 implementation.

283

284 **Supporting information**

285

286 S1 Fig. Cumulative incidence curves by stratified groups

287

288 **Competing interests**

289

290 The authors declare that they have no competing interests.

291

292 **Authors' contributions**

293

294 SR and BEN conceived the study. YJ, LJ, BEN designed the study. BP, MM, HS, PH, MMM, PLM led study
295 data collection. YJ, LJ analyzed the data, and SR, BEN contributed to data analysis. YJ, LJ, SR, BEN wrote
296 the first draft of the manuscript. All authors reviewed and edited the manuscript. All authors have read
297 and approved the final manuscript.

298

299 **Funding**

300

301 Funding for the study was provided by the Bill & Melinda Gates Foundation through OPP1192640 to
302 Boston University. YJ is supported by the Ruth L. Kirschstein National Research Service Award, National
303 Institutes of Health F32 Individual Fellowship Grant (grant number: 1F32MH128120-01). The funders
304 had no role in study design, data collection and analysis, decision to publish or preparation of the
305 manuscript.

306

307 **Acknowledgements**

308

309 None.

310

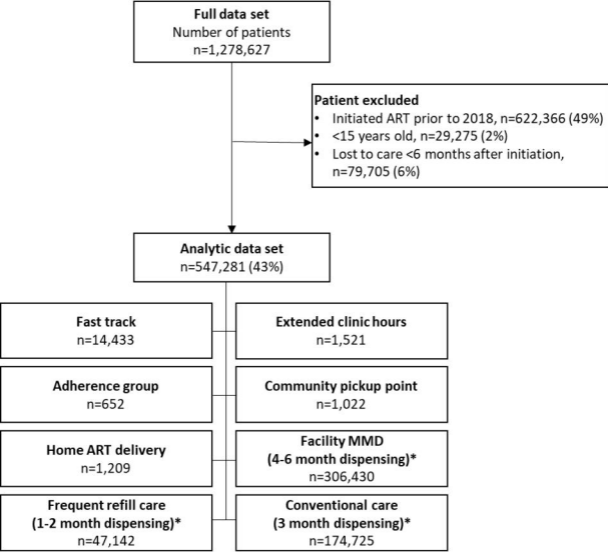
311 **References**

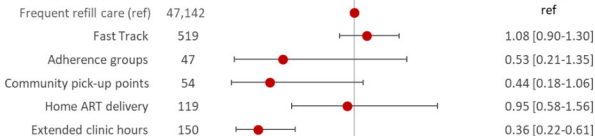
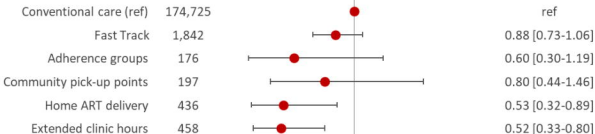
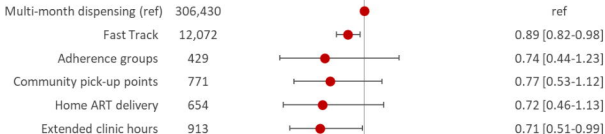
312

- 313 1. Haas AD, Zaniewski E, Anderegg N, Ford N, Fox MP, Vinikoor M, et al. Retention and mortality on
314 antiretroviral therapy in sub-Saharan Africa: collaborative analyses of HIV treatment programmes. *J*
315 *Int AIDS Soc.* 2018; 21:e25084.
- 316 2. Roy M, Bolton Moore C, Sikazwe I, Holmes CB. A review of differentiated service delivery for HIV
317 treatment: effectiveness, mechanisms, targeting, and scale. *Curr HIV/AIDS Rep.* 2019;16:324-34.
- 318 3. Eshun-Wilson I, Mukumbwa-Mwenechanya M, Kim HY, Zannolini A, Mwamba CP, Dowdy D, et al.
319 Differentiated care preferences of stable patients on antiretroviral therapy in Zambia: a discrete
320 choice experiment. *J Acquir Immune Defic Syndr.* 2019;81:540-6.
- 321 4. Duncombe C, Rosenblum S, Hellmann N, Holmes C, Wilkinson L, Biot M, et al. Reframing HIV care:
322 putting people at the centre of antiretroviral delivery. *Trop Med Int Health.* 2015;20:430-47.
- 323 5. Limbada M, Zijlstra G, Macleod D, Ayles H, Fidler S. A systematic review of the effectiveness of non-
324 health facility based care delivery of antiretroviral therapy for people living with HIV in sub-Saharan
325 Africa measured by viral suppression, mortality and retention on ART. *BMC Public Health.*
326 2021;21:1110.
- 327 6. Long L, Kuchukhidze S, Pascoe S, Nichols BE, Fox MP, Cele R, et al. Retention in care and viral
328 suppression in differentiated service delivery models for HIV treatment delivery in sub-Saharan
329 Africa: a rapid systematic review. *J Int AIDS Soc.* 2020;23:e25640.

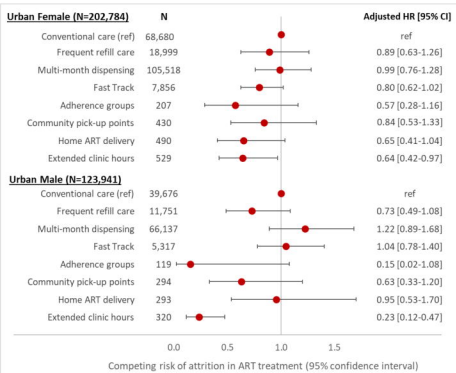
- 330 7. Jo Y, Rosen S, Sy KTL, Phiri B, Huber AN, Mwansa M, et al. Changes in HIV treatment differentiated
331 care uptake during the COVID-19 pandemic in Zambia: interrupted time series analysis. *J Int AIDS*
332 *Soc.* 2021;24 Suppl 6:e25808.
- 333 8. CQUIN Learning Network. Differentiated service delivery in Zambia [Internet]. 2022 [cited 2022 May
334 26]. Available from: <https://cquin.icap.columbia.edu/the-work/zambia/>
- 335 9. Ministry of Health. Zambia Differentiated Service Delivery Framework 2018. Lusaka: Zambia Ministry
336 of Health 2018. Available from: [http://cquin.icap.columbia.edu/wp-](http://cquin.icap.columbia.edu/wp-content/uploads/2017/05/Zambia_National_DSD_Framework_2018_.pdf)
337 [content/uploads/2017/05/Zambia National DSD Framework 2018 .pdf](http://cquin.icap.columbia.edu/wp-content/uploads/2017/05/Zambia_National_DSD_Framework_2018_.pdf).
- 338 10. Ministry of Health. Zambia Consolidated Guidelines for Prevention and Treatment of HIV Infection.
339 Lusaka: Zambia Ministry of Health 2018. Available from: [https://www.moh.gov.zm/wp-](https://www.moh.gov.zm/wp-content/uploads/filebase/Zambia-Consolidated-Guidelines-for-Treatment-and-Prevention-of-HIV-Infection-2020.pdf)
340 [content/uploads/filebase/Zambia-Consolidated-Guidelines-for-Treatment-and-Prevention-of-HIV-](https://www.moh.gov.zm/wp-content/uploads/filebase/Zambia-Consolidated-Guidelines-for-Treatment-and-Prevention-of-HIV-Infection-2020.pdf)
341 [Infection-2020.pdf](https://www.moh.gov.zm/wp-content/uploads/filebase/Zambia-Consolidated-Guidelines-for-Treatment-and-Prevention-of-HIV-Infection-2020.pdf).
- 342 11. Gumede-Moyo S, Todd J, Bond V, Mee P, Filteau S. A qualitative inquiry into implementing an
343 electronic health record system (SmartCare) for prevention of mother-to-child transmission data in
344 Zambia: a retrospective study. *BMJ Open.* 2019;9:e030428.
- 345 12. Scrucca L, Santucci A, Aversa F. Competing risk analysis using R: an easy guide for clinicians. *Bone*
346 *Marrow Transplant.* 2007;40:381-7.
- 347 13. Fox MP, Pascoe S, Huber AN, Murphy J, Phokojoe M, Gorgens M, et al. Adherence clubs and
348 decentralized medication delivery to support patient retention and sustained viral suppression in
349 care: Results from a cluster-randomized evaluation of differentiated ART delivery models in South
350 Africa. *PLoS Med.* 2019;16:e1002874.
- 351 14. Goodrich S, Siika A, Mwangi A, Nyambura M, Naanyu V, Yiannoutsos C, et al. Development,
352 assessment, and outcomes of a community-based model of antiretroviral care in western Kenya
353 through a cluster-randomized control trial. *J Acquir Immune Defic Syndr.* 2021;87:e198-e206.

- 354 15. Nichols BE, Cele R, Jamieson L, Long LC, Siwale Z, Banda P, et al. Community-based delivery of HIV
355 treatment in Zambia: costs and outcomes. *AIDS*. 2021;35:299-306.
- 356 16. Roy M, Bolton-Moore C, Sikazwe I, Mukumbwa-Mwenechanya M, Efronson E, Mwamba C, et al.
357 Participation in adherence clubs and on-time drug pickup among HIV-infected adults in Zambia: A
358 matched-pair cluster randomized trial. *PLoS Med*. 2020;17:e1003116.
- 359 17. Kusemererwa S, Akena D, Nakanjako D, Kigozi J, Nanyunja R, Nanfuka M, et al. Strategies for
360 retention of heterosexual men in HIV care in sub-Saharan Africa: A systematic review. *PLoS One*.
361 2021;16:e0246471.
- 362 18. Rosen S, Nichols B, Guthrie T, Benade M, Kuchukhidze S, Long L. Do differentiated service delivery
363 models for HIV treatment in sub-Saharan Africa save money? Synthesis of evidence from field
364 studies conducted in sub-Saharan Africa in 2017-2019. *Gates Open Research* 2021;5:177.
- 365 19. Hoffman RM, Moyo C, Balakasi KT, Siwale Z, Hubbard J, Bardon A, et al. Multimonth dispensing of up
366 to 6 months of antiretroviral therapy in Malawi and Zambia (INTERVAL): a cluster-randomised, non-
367 blinded, non-inferiority trial. *Lancet Glob Health*. 2021;9:e628-e38.
- 368



≤2-month dispensing (N=48,031)**N****Adjusted HR [95% CI]****3-month dispensing (N=177,834)****4-6-month dispensing (N=321,269)**

Competing risk of attrition in ART treatment (95% confidence interval)

A. UrbanB. Rural