

*Lancet – Original Research*

**Dementia and Alzheimer’s disease in former contact sports participants: population-based cohort study, systematic review, and meta-analysis**

G. David Batty, PhD DSc (E. david.batty@ucl.ac.uk | ORCID: 0000-0003-1822-5753)  
*Department of Epidemiology and Public Health, University College London, London, UK*

Philipp Frank, MSc (philipp.frank.16@ucl.ac.uk | 0000-0001-8824-8673)  
*Department of Epidemiology and Public Health, University College London, London, UK*

Urho M. Kujala, MD PhD (urho.m.kujala@fimnet.fi | 0000-0002-9262-1992)  
*Faculty of Sport and Health Sciences, University of Jyväskylä, Jyväskylä, Finland*

Seppo J. Sarna, PhD (seppo.sarna@helsinki.fi | 0000-0003-3458-1627)  
*Department of Public Health, University of Helsinki, Helsinki, Finland*

Carlos A. Valencia-Hernández, MD PhD (c.valencia-hernandez@imperial.ac.uk | 0000-0002-7596-4846)  
*National Heart & Lung Institute, Imperial College London, London, UK*

Jaakko Kaprio, MD PhD (jaakko.kaprio@helsinki.fi | 0000-0002-3716-2455)  
*Institute for Molecular Medicine FIMM, University of Helsinki, Helsinki, Finland*

*Corresponding author:* David Batty, Department of Epidemiology and Public Health, University College London, 1-19 Torrington Place, London, UK, WC1E 6BT. E. david.batty@ucl.ac.uk

*Manuscript characteristics:* 3123 words; 2 tables and 4 figures

*Contributions:* GDB generated the idea for the paper, formulated the plan for analyses of the cohort data, conducted the literature search for the systematic review, extracted results, prepared tables and figures, and drafted the manuscript. PF conducted the literature search for the systematic review, carried out the meta-analysis, prepared figures, and edited the manuscript. UMK and SJS initiated the cohort study, designed data collection, and edited the manuscript. CA V-H prepared figures and edited the manuscript. JK designed data collection in the cohort study, formulated the plan for analyses of cohort data, conducted those analyses, and edited the manuscript.

*Conflict of interest:* None to declare.

*Acknowledgement:* The preparation of this manuscript received no direct funding. GDB is supported by the UK Medical Research Council (MR/P023444/1) and the US National Institute on Aging (1R56AG052519-01; 1R01AG052519-01A1); PF by the UK Economic and Social Research Council & Biotechnology and Biological Sciences Research Council (Soc-B Centre for Doctoral Training); and JK by the Academy of Finland Centre of Excellence in Complex Disease Genetics (336823).

*Data sharing:* Interested parties should contact UMK and SJS regarding access to the Finnish cohort study data.

## 1 **Summary**

2 **Background:** There is uncertainty and contention around whether former participants in sports  
3 characterised by repetitive head impact subsequently experience an elevated risk of dementia and  
4 Alzheimer's disease, and if the occurrence of these neurodegenerative disorders differs between amateur  
5 and professional athletes who have different levels of exposure. In a meta-analysis, we aggregated new  
6 results from individual-participant analyses of a cohort study of former amateur athletes with those from a  
7 systematic review of existing studies.

8 **Methods:** The cohort study comprised 2005 male retired amateur athletes who had competed  
9 internationally for Finland (1920-1965), and a general population comparison group of 1386 age-equivalent  
10 men. Dementia occurrence was ascertained from linked health registries. For the PROSPERO-registered  
11 (CRD42022352780) systematic review, we searched PubMed and Embase from their inception to August 23  
12 2022, including cohort studies published in English that reported standard estimates of association and  
13 variance. Study-specific estimates were aggregated using random-effect meta-analysis. An adapted  
14 Cochrane Risk of Bias Tool was used to assess study quality.

15 **Findings:** In the cohort study, up to 46 years of health surveillance of 3391 men gave rise to 406 dementia  
16 cases (265 Alzheimer's disease). After adjustment for confounding factors, former boxers experienced  
17 elevated rates of dementia (hazard ratio 3.60 [95% CI 2.46, 5.28]) and Alzheimer's disease (4.10 [2.55,  
18 6.61]) relative to general population controls. Associations were of somewhat lower magnitude in retired  
19 wrestlers (dementia: 1.51 [0.98, 2.34]; Alzheimer's disease: 2.11 [1.28, 3.48]) and soccer players (dementia:  
20 1.55 [1.00, 2.41]; Alzheimer's disease: 2.07 [1.23, 3.46]), with some estimates including unity. The  
21 systematic review identified 827 potentially eligible published articles, of which 7 met inclusion criteria. All  
22 studies sampled men and the majority were of moderate quality. After aggregating results from these  
23 retrieved studies with those from the new cohort study, results for all contact sports combined revealed a  
24 raised risk of dementia (summary risk ratio 1.91 [95% CI 1.30, 2.82],  $I^2=87%$ ) and Alzheimer's disease (2.30  
25 [1.32, 4.00],  $I^2=83%$ ) relative to the general population. Former boxers had higher rates of dementia (2  
26 studies: summary risk ratio 3.14 [95% CI 1.72, 5.74],  $I^2=34%$ ) and Alzheimer's disease (2 studies: 3.07 [1.01,  
27 9.38],  $I^2=55%$ ), as did retired soccer players (3 studies of dementia: 2.78 [1.69, 4.59],  $I^2=86%$ ; 2 studies of

It is made available under a [CC-BY-ND 4.0 International license](#) .

28 Alzheimer’s disease: 3.22 [1.34, 7.75],  $I^2=81\%$ ). While the pooled estimate for dementia in retired  
29 American football players was less convincing (4 studies: 1.63 [0.76, 3.49],  $I^2=75\%$ ), disease occurrence in  
30 onetime professionals was markedly higher (2.96 [1.66, 5.30]) than amateurs where there was no  
31 suggestion of an association (0.90 [0.52, 1.56]). There was also a risk differential for retired professional  
32 (3.61 [2.92, 4.45]) and amateur (1.60 [1.11, 2.30]) soccer players.

33 **Interpretation:** Based on a modest collection of studies exclusively comprising men, former participants in  
34 contact sports subsequently experienced poorer brain health, and there was a suggestion that retired  
35 professionals had the greatest risk. Whether these findings are generalisable to the contact sports not  
36 featured, and to women, warrants examination.

37 **Funding:** This work was unfunded.

38 **Research in context**

39 *Evidence before this study*

40 The observation that brain injury traumatic enough to warrant hospitalisation is associated with the  
41 development of dementia raises the possibility that former participants in sports characterised by low  
42 intensity repetitive head impact may also experience an increased burden of the disease, and that  
43 dementia rates might differ between former amateur and professional athletes who have different levels of  
44 exposure to training and competition. Searching PubMed and Embase using terms for specific contact  
45 sports (e.g., ‘boxing’, ‘martial’, ‘wrestling’, ‘football’, ‘soccer’, ‘hockey’, ‘rugby’) and neurodegenerative  
46 outcomes (e.g., ‘dementia’, ‘Alzheimer’) revealed studies of dementia risk in retired athletes from American  
47 football, soccer, and boxing but no evidence for wrestling or other contact sports. There was a suggestion  
48 of mixed results across studies. While we also retrieved several relevant systematic reviews, these were all  
49 narrative reports and there was no meta-analysis offering a quantitative synthesis of the available  
50 evidence, including analysis by professional/amateur status.

51

52 *Added value of this study*

53 In the first individual cohort study to simultaneously examine effects across multiple contact sports, after  
54 adjustment for confounding factors, relative to the general population, there was a markedly raised risk of  
55 dementia in former boxers which was weaker but still elevated for soccer players and wrestlers. The  
56 strength of these associations was more pronounced for Alzheimer’s disease whereby there was a  
57 quadrupling of risk in retired boxers and a doubling in onetime wrestlers and soccer players. After  
58 incorporating these new results into the first meta-analysis in this field, in aggregate, there was a greater  
59 risk of dementia and Alzheimer’s disease in all former contact sports participants combined, and in retired  
60 soccer players and boxers, relative to the general population. While former American football players did  
61 not collectively have clearly elevated rates of dementia, there was evidence that those from professional  
62 backgrounds experienced a raised risk which was not apparent in retired amateurs. This professional–  
63 amateur risk differential was also seen in erstwhile soccer players.

64

65 *Implications of all the available evidence*

66 With soccer being the most common participation sport worldwide, and wrestling and American football  
67 long-established in the educational systems of selected countries, quantifying the burden of dementia for  
68 these activities has potential for public health impact, particularly if the risk is also raised in the more  
69 populous amateur groups. The existing evidence base is, however, hampered by an absence of studies of  
70 women, and is modest in scale and narrow in scope, currently not including several popular contact sports  
71 such as rugby or basketball.

## 72 Introduction

73 Estimates of the present and future burden of dementia for individuals, societies, and health care systems  
74 are clear: there are currently around 60 million cases globally and, owing to demographic growth of the  
75 ageing population, predictions are that this is likely to triple by 2050.<sup>1</sup> Unsuccessful trials of drug treatment  
76 to alter the course of the disease brings into sharp focus the need to identify modifiable risk factors for the  
77 primary prevention of dementia,<sup>2</sup> and head injury has recently been advanced in this context.<sup>3</sup>

78

79 Head impact occurs on a spectrum of severity. In people who experience head trauma serious enough to  
80 warrant hospitalisation, typically resulting from motor vehicle accidents or falls, there is evidence from  
81 large scale cohort studies of the general population of an approximate doubling in the rate of later  
82 dementia relative to the unexposed,<sup>4-7</sup> although these are not universal findings.<sup>8</sup> There is also an  
83 indication of a dose-response association, whereby less severe head injury has intermediate level risk.<sup>9</sup>

84 These observations raise concerns that lower intensity repetitive head impact, characteristic of  
85 participation in contact sports, may have implications for the occurrence of dementia.<sup>10</sup>

86

87 Although autopsy investigations reveal evidence of chronic traumatic encephalopathy, a  
88 neurodegenerative disease, among select samples of former athletes from American football,<sup>11</sup> soccer,<sup>12</sup>  
89 and boxing,<sup>13</sup> whether participation in these sports is associated with a later risk of dementia is uncertain.

90 In former American football players, for instance, there is a suggestion of elevated rates of dementia  
91 relative to the general population,<sup>14</sup> while other studies report no difference in the occurrence of this  
92 neurodegenerative disorder across these groups.<sup>15</sup> Elsewhere, dementia risk was raised amongst retired  
93 professional soccer players,<sup>16,17</sup> yet a small cohort of onetime amateur boxers had the same rates as  
94 unexposed controls.<sup>18</sup>

95

96 To address this paucity of evidence, we first utilise new data from a well-characterised cohort study of men  
97 drawn from an array of elite amateur athletic backgrounds which include the contact sports of soccer,  
98 wrestling, and boxing, who had long-term follow-up for incident dementia. We then aggregate these

99 results within a meta-analysis based on a systematic review of results from all published cohort studies.

100 Although there are several recent systematic reviews of dementia in former contact sports participants,<sup>19-21</sup>  
101 we are not aware of any quantitative synthesis of these findings, including a comparison of disease  
102 occurrence in retired amateur and professional athletes who have different levels of historical exposure to  
103 head impact.

104

## 105 **Methods**

### 106 *Cohort of Finnish former elite athletes*

107 This cohort study was initiated in 1978 to examine the relationship between participation in different elite-  
108 level sports and longevity.<sup>22,23</sup> The sample was generated from 2613 Finnish male former elite amateur  
109 athletes (640 Olympians) who competed internationally between 1920 and 1965 (supplemental figure 1).  
110 Identified using a combination of sports yearbooks, association records, and periodicals, these individuals  
111 represented a diverse array of sporting backgrounds. Data collection was approved by the ethics  
112 committee of the Hospital Districts of Helsinki and Uusimaa, and all participants consented. The reporting  
113 of this cohort study conforms to the Strengthening the Reporting of Observational Studies in Epidemiology  
114 (STROBE) Statement of guidelines for reporting observational studies.<sup>24</sup>

115

### 116 *Derivation of exposed and unexposed groups*

117 Based on the occurrence of head injury,<sup>25-27</sup> the included sports were denoted as contact (soccer, boxing,  
118 wrestling, ice hockey, and basketball) or non-contact (track and field, cross-country skiing, and weight-  
119 lifting). Individual contact sports were then disaggregated as the numbers of dementia cases at follow-up  
120 allowed. Thus, separate analyses were possible for former soccer players, boxers, and wrestlers (non-  
121 professional or freestyle/Greco-Roman), while retired athletes from the sports of ice hockey and basketball  
122 players were combined into a 'other' contact sports category. A general population-based (unexposed)  
123 comparison group comprising age-equivalent healthy men was generated using records from a population-  
124 wide medical examination routinely administered to all Finnish males at around 20 years of age as part of

125 national service (N=1712). Participants in non-contact sports represented a further group unexposed to  
126 head impact.

127

### 128 *Assessment of covariates*

129 Data on covariates were extracted from two sources. The presence of diabetes, hypertension, and  
130 coronary heart disease was derived from linkage of study members to a national drug treatment register.  
131 Additionally, in 1985, surviving study members and population controls (N=2851; 66% of the original  
132 cohort) were mailed a self-completion questionnaire (N=1917; response 67%) (supplemental figure 1) with  
133 enquiries regarding health behaviours (e.g., smoking, alcohol intake), physical stature, and weight.  
134 Questionnaire data in combination with those extracted from the Finnish Central Population Registry were  
135 used to generate a variable for longest held job, our indicator of socioeconomic status.<sup>28</sup>

136

### 137 *Ascertainment of dementia*

138 Health surveillance began upon initiation of nationwide health registries in 1970 when the average age of  
139 the athlete group was 45.4 years (controls 44.3 years). Study members were linked to: death records,  
140 including cause; hospitalisation records, including cause; and the Finnish Drug Prescription Register for  
141 medications specifically used to treat Alzheimer's disease (see supplemental table 1 for International  
142 Classification of Disease and medication codes). Using these data, we derived three dementia outcomes  
143 for use in the present analyses: dementia, Alzheimer's disease, and non-Alzheimer's dementia.

144

### 145 ***Systematic review and meta-analysis***

#### 146 *Search strategy and study selection*

147 This PROSPERO-registered (CRD42022352780) systematic review and meta-analysis was reported in  
148 accordance with Preferred Reporting Items for Systematic reviews and Meta-Analyses (PRISMA)<sup>29</sup> and  
149 Meta-analysis Of Observational Studies in Epidemiology (MOOSE)<sup>30</sup> guidelines. We identified relevant  
150 literature by searching PubMed (Medline) and Embase databases between their inception and August 23  
151 2022. We used combinations of free text and controlled terms in 2 categories (supplemental box 1): the



152 exposure (i.e., specific sports such as boxing, soccer, martial arts, and rugby), and the outcome (i.e.,  
153 dementia and its subtypes such as Alzheimer’s disease and vascular dementia). We also scrutinised the  
154 reference sections of retrieved articles for additional publications.

155

156 We included a published paper if it fulfilled the following criteria: utilised a cohort study; the diagnosis of  
157 dementia outcomes was made by a healthcare professional as part of a medical examination in either a  
158 research or clinical setting (self-reports of physician diagnosis and cognitive tests did not qualify); reported  
159 standard estimates of association (e.g., relative risk, odds ratios, hazard ratios) and variance (e.g.,  
160 confidence interval, standard error); appeared in a peer-reviewed journal; and was published in English.

161 Two authors (GDB and PF) independently screened the identified records first by title, then abstract, and, if  
162 necessary, the full paper. Any discrepancies were resolved on discussion.

163

#### 164 *Extraction of results and assessment of study quality*

165 Where available, a range of characteristics were extracted from each publication, including the name of the  
166 lead author, publication year, country of sample population, number of participants exposed/unexposed,  
167 number of events and type, and effects estimates for both minimally- and multivariable-adjusted results.

168 Study authors were contacted when clarification was required.

169

170 We used an adapted version of the Cochrane Risk of Bias Tool to assess study quality.<sup>31</sup> This comprised  
171 seven domains of appraisal, including the comprehensiveness of the exposure, confounding variables,  
172 outcome ascertainment, and adequacy of the follow-up (supplemental table 2). With a maximum of 4  
173 points for each domain (total 28), we regarded the quality of the study as high if the total score was at least  
174 21, moderate if the score ranged between 14 and 20, and low if it was <14.

175

#### 176 *Statistical analyses*

177 In individual-participant analyses of the Finnish cohort study, after exclusion of study members owing to  
178 record-linkage failure and death prior to the beginning of follow-up, the analytical sample comprised 3,391

179 men (2005 former athletes, 1386 population controls). Event surveillance was from 1<sup>st</sup> January 1970 until  
180 the occurrence of a dementia event or the end of surveillance (December 31, 2015) – whichever came first.  
181 Having ascertained that the proportional hazards assumption had not been violated, we used Cox  
182 regression to compute hazard ratios with accompanying 95% confidence intervals to summarise the  
183 relationship of a background in contact sports with the risk of dementia.<sup>32</sup> Age was used as the time  
184 covariate.

185

186 For the meta-analysis, we pooled the results from the analyses of raw data in the Finnish cohort alongside  
187 published study-specific estimates using a random effects meta-analysis,<sup>33</sup> an approach which incorporates  
188 the heterogeneity of effects in the computation of their aggregation. An  $I^2$  statistic was computed to  
189 summarise the heterogeneity in estimates across studies. All analyses were computed using Stata 15  
190 (StataCorp, College Station, TX).

191

#### 192 *Role of the funding source*

193 This report had no direct funding. All authors had final responsibility for the decision to submit for  
194 publication.

195

## 196 **Results**

### 197 ***Finnish cohort study***

198 In analyses of the Finnish cohort, a mean of 30.6 years of disease surveillance (range 1-46 years) in the  
199 analytical sample of 3391 men, gave rise to 406 cases of dementia (265 cases of Alzheimer’s disease).  
200 There was little difference in the magnitude of the hazard ratios in the univariate and multivariate models  
201 (table 1), so we present the results for the latter here. Former boxers experienced a more than three-fold  
202 risk of dementia (hazard ratio 3.60 [95% CI 2.46, 5.28]) relative to the general population comparison  
203 group. While risk was also elevated in retired wrestlers (1.51 [0.98, 2.34]) and soccer players (1.55 [1.00,  
204 2.41]), statistical significance was not apparent. The risk of dementia in erstwhile athletes from ‘other’  
205 contact sports (ice hockey and basketball) and those from non-contact sports such as track and field was

206 not significantly different to the general population controls. Alzheimer's disease was most strongly related  
207 to a history of contact sports, whereby boxing was associated with a quadrupling in risk (4.10 [2.55, 6.61]),  
208 and the rate in wrestlers (2.11 [1.28, 3.48]) and soccer players (2.07 [1.23, 3.46]) was around double that of  
209 general population controls. The risk of non-Alzheimer's dementia was also raised in retired boxers (2.62;  
210 1.68, 4.11) but not convincingly so in former soccer players (1.23 [0.74, 2.06]) nor wrestlers (1.22 [0.73,  
211 2.03]) (supplemental table 3).

212

213 We conducted some sensitivity analyses. First, given the maturity of this cohort, competing risk bias may  
214 arise because the occurrence of a non-dementia event precludes occurrence of our primary outcome of  
215 interest. We therefore subjected Alzheimer's disease to a competing risks analysis based on the most  
216 common cause of ill-health herein, cardiovascular disease, and our findings were unchanged (supplemental  
217 table 4). Second, given the amateur era in which study members competed internationally, it is plausible  
218 that, if sufficiently skilled, they could have participated at elite level in more than one of the sports linked  
219 to dementia in our analyses. Mutual control for each of the three sports related to dementia in earlier  
220 analyses did not, however, change the overall pattern of association (supplemental table 5). Lastly, owing  
221 to missing data, the more complex statistical models comprise fewer study members. We therefore  
222 recomputed the main effects in a non-missing dataset and results were essentially the same (supplemental  
223 table 6).

224

### 225 ***Systematic review and meta-analysis***

226 The systematic review identified 827 potentially eligible published articles of which 7 met our inclusion  
227 criteria (figure 1). Of these, four cohort studies captured dementia cases in retired American football  
228 players<sup>14,15,34,35</sup> (none featured Alzheimer's disease); there were two such studies of former soccer  
229 players<sup>16,17</sup> (one with Alzheimer's disease,<sup>16</sup> one with non-Alzheimer's dementia<sup>16</sup>); and one of retired  
230 boxers<sup>18</sup> (one with Alzheimer's disease<sup>18</sup>) (table 2). One study was field-based<sup>18</sup> and the remainder were  
231 generated from linkage of administrative records. All retrieved studies exclusively comprised men, and  
232 were a mix of former amateurs<sup>15,18,34</sup> and professionals.<sup>14,16,17,35</sup> Comparison groups were typically the

233 general population, with two utilising a non-collision sports group.<sup>15,35</sup> The studies of erstwhile American  
234 football players were unsurprisingly based on samples from the USA,<sup>14,15,34,35</sup> whereas former boxers were  
235 drawn from Wales,<sup>18</sup> and the soccer players from Scotland<sup>16</sup> and France.<sup>17</sup> When reported, the number of  
236 events in the retired athletes ranged from 5<sup>18</sup> to 180<sup>16</sup> for dementia; 2<sup>18</sup> to 64<sup>16</sup> for Alzheimer's disease; and  
237 for the single study reporting non-Alzheimer's dementia the count was 64.<sup>16</sup> Of the seven retrieved studies,  
238 only one<sup>16</sup> was evaluated as being of high quality, with the remainder classified as moderate (supplemental  
239 table 2).

240

241 In the meta-analysis, we pooled results from these published studies alongside the new findings from the  
242 Finnish cohort. On combining effects estimates for all contact sports, there was around a doubling of the  
243 risk of dementia (summary risk ratio 1.91 [95% CI 1.30, 2.82],  $I^2=87%$ ) and Alzheimer's disease (2.30 [1.32 to  
244 4.00],  $I^2=83%$ ) relative to general population comparison groups.

245

246 In analyses of specific sports, former soccer players (figure 2) had elevated rates of dementia (2.78 [1.69,  
247 4.59]), Alzheimer's disease (3.22 [1.34, 7.75]), and non-Alzheimer's dementia (2.32 [1.04, 5.16]).

248 Confidence intervals around these estimates were wide, however, indicating low precision, and there was a  
249 high degree of cross-study heterogeneity in both analyses ( $I^2>81%$ ). In the studies of former professional  
250 soccer athletes, there was a suggestion of a higher risk of dementia (3.61 [2.92, 4.45]) relative to the single  
251 cohort of retired amateur players (1.60 [1.11, 2.30]).

252

253 The overall results for the American football studies (figure 3) revealed an unconvincingly raised risk of  
254 dementia in former participants, the confidence interval for which included unity (1.63 [0.76, 3.49],  
255  $I^2=75%$ ). Again, however, a differential in dementia risk according to past playing level was also evident,  
256 whereby an association was evident for retired professionals (2.96 [1.66, 5.30]) but not in onetime  
257 amateurs whose only exposure was in high school (0.90 [0.52, 1.56]). In one of the American football  
258 studies,<sup>15</sup> the 'unexposed' group of non-football players in fact comprised some wrestlers who, in analyses  
259 of the Finnish cohort study herein, had a modestly elevated post-retirement risk of dementia. This could

260 have had the impact of narrowing the risk differential; however, dropping the study from the meta-analysis  
261 did not alter our conclusions.

262

263 Lastly, in the analyses of boxers (figure 4), all of whom competed on an amateur basis, in aggregate, former  
264 athletes experienced a greater risk of both dementia (3.14 [1.72, 5.74]) and Alzheimer’s disease (3.07 [1.01,  
265 9.38]). There was a moderate level of heterogeneity across these two studies ( $I^2 \leq 55\%$ ).

266

## 267 Discussion

268 In the present study, we quantitatively aggregated results from new analyses of a Finnish cohort study with  
269 those from the extant literature. With the caveats that the evidence base is modest in scale and confined  
270 to men, relative to general population comparison groups, we found elevated rates of dementia in former  
271 participants from the contact sports of soccer and boxing. While studies of retired American football  
272 players did not collectively reveal a convincing association with dementia, those from professional  
273 backgrounds experienced markedly higher risk than amateurs who were only exposed in high school. This  
274 differential in disease risk between former professionals and amateurs was also seen for former soccer  
275 athletes. In partial support of the finding of lower dementia rates in former high school football athletes, at  
276 autopsy, former professionals and college players had a markedly higher prevalence of chronic traumatic  
277 encephalopathy, a neurodegenerative disorder.<sup>11</sup>

278

279 Another salient finding of the present meta-analysis was the general pattern of dementia risk despite the  
280 contrasting head impact profiles of the included sports. That is, concussions are most common in wrestling  
281 and boxing,<sup>26 27</sup> and result largely from person-on-person contact – in boxing, for instance, the primary  
282 objective is to render the opponent unconscious. In soccer, however, the insult is more likely to be sub-  
283 concussive and attributable to contact with the ball when attempting to redirect it using the head. In  
284 within cohort analyses of former soccer players featured in the present meta-analysis,<sup>16</sup> those who  
285 occupied outfield positions in their careers and were therefore more likely to ‘head’ the ball, had higher  
286 rates of dementia at follow-up, including Alzheimer’s, relative to goalkeepers who rarely head the ball.<sup>36</sup>

287

288 *Plausible mechanisms*

289 Most of the studies included in the present meta-analysis had a modest collection of confounding factors,  
290 however, in the analyses of the well-characterised Finnish cohort, controlling for an array of risk factors had  
291 little impact on the magnitude of the effects. This apparent independent influence of contact sports  
292 participation therefore raises the question of potential mechanisms. It is plausible that athleticism and  
293 neurodegenerative disorders share selected gene variants although empirical data are currently lacking.  
294 For those sports played in outdoor environments, it has been speculated that exposure to pesticides might  
295 raise dementia risk,<sup>37,38</sup> though this would not apply to the indoor sports of boxing and wrestling where  
296 dementia risk was highest. Sport-specific explanations include, for soccer, the suggestion that heading  
297 produces an acute if temporary lowering of cognitive function<sup>39</sup> while potentially more permanent  
298 structural changes to the brain are evident upon imaging.<sup>40</sup> Specific mechanisms of risk in boxing and  
299 American football are less clear. That global participation in soccer – estimated at more than a quarter of a  
300 million by its governing body<sup>41</sup> – is seemingly the highest of any sport, and programmes of wrestling and  
301 American football are long-established in many colleges,<sup>42</sup> means that, if indeed causal, a link between a  
302 background in these activities and dementia may have public health significance.

303

304 *Study strengths and limitations*

305 The present study has its strengths, including being the first quantitative synthesis of dementia risk in  
306 former participants from a range of contact sports, and one that incorporates new cohort study data. It is  
307 not, however, without its limitations. First, all retrieved studies, plus the Finnish cohort, exclusively sample  
308 men. While we can think of no reason for the present results not applying to women given that other risk  
309 factors predict dementia equally well in sex-specific analyses,<sup>43,44</sup> clearly, empirical studies are required.  
310 Second, the findings of a meta-analysis are only as strong as the methodological quality of the studies it  
311 includes, and all data herein were observational with the large majority of moderate quality. With  
312 conventional trials in this field being unviable ethically and perhaps logistically, an advance on current  
313 evidence may be the use of natural experiments. These could include the impact on dementia risk pre- and

It is made available under a [CC-BY-ND 4.0 International license](#) .

314 post-introduction of compulsory protective equipment such as change in the composition of the soccer ball  
315 from leather to plastic which resulted in lower weight (1986-present), or the introduction of head gear in  
316 amateur boxing (1984-2016). This quasi-experimental approach has been used elsewhere in dementia  
317 research by examining the role of mandated increases in school leaving age as a proxy for improved  
318 education.<sup>45</sup> Lastly, none of the studies have data on actual head impacts; instead, sporting background  
319 was used as a proxy. There is empirical evidence, however, of a higher occurrence of head trauma in  
320 contact sports groups versus control populations.<sup>15</sup>

321

322 In conclusion, based on a modest collection of studies of moderate quality, former participants in contact  
323 sports experienced poorer brain health at follow-up, and this was particularly evident for retired  
324 professionals with the highest accumulative exposure to head impacts. Whether these findings are  
325 generalisable to women is unclear given the dearth of data.

326

327

328

329

## 330 References

- 331 1. Estimation of the global prevalence of dementia in 2019 and forecasted prevalence in 2050: an  
332 analysis for the Global Burden of Disease Study 2019. *Lancet Public Health* 2022; **7**(2): e105-e25.
- 333 2. National Academies of Sciences E, Medicine, Health, et al. In: Downey A, Stroud C, Landis S, Leshner  
334 AI, eds. Preventing Cognitive Decline and Dementia: A Way Forward. Washington (DC): National Academies  
335 Press (US); 2017.
- 336 3. Livingston G, Huntley J, Sommerlad A, et al. Dementia prevention, intervention, and care: 2020  
337 report of the Lancet Commission. *Lancet* 2020; **396**(10248): 413-46.
- 338 4. Raj R, Kaprio J, Korja M, Mikkonen ED, Jousilahti P, Siironen J. Risk of hospitalization with  
339 neurodegenerative disease after moderate-to-severe traumatic brain injury in the working-age population:  
340 A retrospective cohort study using the Finnish national health registries. *PLoS Med* 2017; **14**(7): e1002316.
- 341 5. Nordström A, Nordström P. Traumatic brain injury and the risk of dementia diagnosis: A nationwide  
342 cohort study. *PLoS Med* 2018; **15**(1): e1002496.
- 343 6. Fann JR, Ribe AR, Pedersen HS, et al. Long-term risk of dementia among people with traumatic  
344 brain injury in Denmark: a population-based observational cohort study. *Lancet Psychiatry* 2018; **5**(5): 424-  
345 31.
- 346 7. Raj R, Kaprio J, Jousilahti P, Korja M, Siironen J. Risk of dementia after hospitalization due to  
347 traumatic brain injury: a longitudinal, population-based study. *Neurology* 2021.
- 348 8. Crane PK, Gibbons LE, Dams-O'Connor K, et al. Association of Traumatic Brain Injury With Late-Life  
349 Neurodegenerative Conditions and Neuropathologic Findings. *JAMA Neurol* 2016; **73**(9): 1062-9.
- 350 9. Leung KK, Carr FM, Russell MJ, Bremault-Phillips S, Triscott JAC. Traumatic brain injuries among  
351 veterans and the risk of incident dementia: A systematic review & meta-analysis. *Age Ageing* 2022; **51**(1).
- 352 10. Batty GD, Kaprio J. Traumatic brain injury, collision sports participation, and neurodegenerative  
353 disorders: narrative power, scientific evidence, and litigation. *J Epidemiol Community Health* 2022.
- 354 11. LeClair J, Weuve J, Fox MP, et al. Relationship Between Level of American Football Playing and  
355 Diagnosis of Chronic Traumatic Encephalopathy in a Selection Bias Analysis. *Am J Epidemiol* 2022; **191**(8):  
356 1429-43.
- 357 12. Lee EB, Kinch K, Johnson VE, Trojanowski JQ, Smith DH, Stewart W. Chronic traumatic  
358 encephalopathy is a common co-morbidity, but less frequent primary dementia in former soccer and rugby  
359 players. *Acta Neuropathol* 2019; **138**(3): 389-99.
- 360 13. Bieniek KF, Blessing MM, Heckman MG, et al. Association between contact sports participation and  
361 chronic traumatic encephalopathy: a retrospective cohort study. *Brain Pathol* 2020; **30**(1): 63-74.
- 362 14. Lehman EJ, Hein MJ, Baron SL, Gersic CM. Neurodegenerative causes of death among retired  
363 National Football League players. *Neurology* 2012; **79**(19): 1970-4.
- 364 15. Janssen PH, Mandrekar J, Mielke MM, et al. High School Football and Late-Life Risk of  
365 Neurodegenerative Syndromes, 1956-1970. *Mayo Clin Proc* 2017; **92**(1): 66-71.
- 366 16. Mackay DF, Russell ER, Stewart K, MacLean JA, Pell JP, Stewart W. Neurodegenerative Disease  
367 Mortality among Former Professional Soccer Players. *N Engl J Med* 2019; **381**(19): 1801-8.
- 368 17. Orhant E, Carling C, Chapellier JF, et al. A retrospective analysis of all-cause and cause-specific  
369 mortality rates in French male professional footballers. *Scand J Med Sci Sports* 2022.
- 370 18. Gallacher J, Pickering J, Bayer A, et al. Amateur Boxing and Dementia: Cognitive Impairment Within  
371 the 35-Year Caerphilly Cohort Study. *Clin J Sport Med* 2022; **32**(3): 329-33.
- 372 19. Manley G, Gardner AJ, Schneider KJ, et al. A systematic review of potential long-term effects of  
373 sport-related concussion. *Br J Sports Med* 2017; **51**(12): 969-77.
- 374 20. Morales JS, Valenzuela PL, Saco-Ledo G, et al. Mortality Risk from Neurodegenerative Disease in  
375 Sports Associated with Repetitive Head Impacts: Preliminary Findings from a Systematic Review and Meta-  
376 Analysis. *Sports Med* 2021.
- 377 21. Bellomo G, Piscopo P, Corbo M, et al. A systematic review on the risk of neurodegenerative  
378 diseases and neurocognitive disorders in professional and varsity athletes. *Neurol Sci* 2022.
- 379 22. Sarna S, Sahi T, Koskenvuo M, Kaprio J. Increased life expectancy of world class male athletes. *Med*  
380 *Sci Sports Exerc* 1993; **25**(2): 237-44.
- 381 23. Kujala UM, Kaprio J, Taimela S, Sarna S. Prevalence of diabetes, hypertension, and ischemic heart  
382 disease in former elite athletes. *Metabolism* 1994; **43**(10): 1255-60.



- 383 24. von Elm E, Altman DG, Egger M, et al. The Strengthening the Reporting of Observational Studies in  
384 Epidemiology (STROBE) statement: guidelines for reporting observational studies. *Lancet* 2007; **370**(9596):  
385 1453-7.
- 386 25. Dick R, Agel J, Marshall SW. National Collegiate Athletic Association Injury Surveillance System  
387 commentaries: introduction and methods. *J Athl Train* 2007; **42**(2): 173-82.
- 388 26. Putukian M, D'Alonzo BA, Campbell-McGovern CS, Wiebe DJ. The Ivy League-Big Ten Epidemiology  
389 of Concussion Study: A Report on Methods and First Findings. *Am J Sports Med* 2019; **47**(5): 1236-47.
- 390 27. Prien A, Grafe A, Rossler R, Junge A, Verhagen E. Epidemiology of Head Injuries Focusing on  
391 Concussions in Team Contact Sports: A Systematic Review. *Sports Med* 2018; **48**(4): 953-69.
- 392 28. Kujala UM, Sarna S, Kaprio J, Koskenvuo M. Asthma and other pulmonary diseases in former elite  
393 athletes. *Thorax* 1996; **51**(3): 288-92.
- 394 29. Page MJ, McKenzie JE, Bossuyt PM, et al. The PRISMA 2020 statement: an updated guideline for  
395 reporting systematic reviews. *BMJ* 2021; **372**: n71.
- 396 30. Stroup DF, Berlin JA, Morton SC, et al. Meta-analysis of observational studies in epidemiology: a  
397 proposal for reporting. Meta-analysis Of Observational Studies in Epidemiology (MOOSE) group. *JAMA*  
398 2000; **283**(15): 2008-12.
- 399 31. Higgins JP, Thomas J, Chandler J, et al. Cochrane handbook for systematic reviews of interventions:  
400 John Wiley & Sons; 2019.
- 401 32. Cox DR. Regression models and life-tables. *J R Stat Soc [Ser B]* 1972; **34**: 187-220.
- 402 33. DerSimonian R, Laird N. Meta-analysis in clinical trials. *Control Clin Trials* 1986; **7**(3): 177-88.
- 403 34. Savica R, Parisi JE, Wold LE, Josephs KA, Ahlskog JE. High school football and risk of  
404 neurodegeneration: a community-based study. *Mayo Clin Proc* 2012; **87**(4): 335-40.
- 405 35. Nguyen VT, Zafonte RD, Chen JT, et al. Mortality Among Professional American-Style Football  
406 Players and Professional American Baseball Players. *JAMA Netw Open* 2019; **2**(5): e194223.
- 407 36. Russell ER, Mackay DF, Stewart K, MacLean JA, Pell JP, Stewart W. Association of Field Position and  
408 Career Length With Risk of Neurodegenerative Disease in Male Former Professional Soccer Players. *JAMA*  
409 *Neurol* 2021; **78**(9): 1057-63.
- 410 37. Cannon JR, Greenamyre JT. The role of environmental exposures in neurodegeneration and  
411 neurodegenerative diseases. *Toxicol Sci* 2011; **124**(2): 225-50.
- 412 38. Baltazar MT, Dinis-Oliveira RJ, de Lourdes Bastos M, Tsatsakis AM, Duarte JA, Carvalho F. Pesticides  
413 exposure as etiological factors of Parkinson's disease and other neurodegenerative diseases--a mechanistic  
414 approach. *Toxicol Lett* 2014; **230**(2): 85-103.
- 415 39. Di Virgilio TG, Hunter A, Wilson L, et al. Evidence for Acute Electrophysiological and Cognitive  
416 Changes Following Routine Soccer Heading. *EBioMedicine* 2016; **13**: 66-71.
- 417 40. Lipton ML, Kim N, Zimmerman ME, et al. Soccer heading is associated with white matter  
418 microstructural and cognitive abnormalities. *Radiology* 2013; **268**(3): 850-7.
- 419 41. Kunz M. 265 Million playing football. *FIFA Magazine*. 2007:10-5. .
- 420 42. Phelps A, Alosco ML, Baucom Z, et al. Association of Playing College American Football With Long-  
421 term Health Outcomes and Mortality. *JAMA Netw Open* 2022; **5**(4): e228775.
- 422 43. Gong J, Harris K, Peters SAE, Woodward M. Sex differences in the association between major  
423 cardiovascular risk factors in midlife and dementia: a cohort study using data from the UK Biobank. *BMC*  
424 *Med* 2021; **19**(1): 110.
- 425 44. Chatterjee S, Peters SA, Woodward M, et al. Type 2 Diabetes as a Risk Factor for Dementia in  
426 Women Compared With Men: A Pooled Analysis of 2.3 Million People Comprising More Than 100,000 Cases  
427 of Dementia. *Diabetes Care* 2016; **39**(2): 300-7.
- 428 45. Seblova D, Fischer M, Fors S, et al. Does Prolonged Education Causally Affect Dementia Risk When  
429 Adult Socioeconomic Status Is Not Altered? A Swedish Natural Experiment in 1.3 Million Individuals. *Am J*  
430 *Epidemiol* 2021; **190**(5): 817-26.
- 431  
432

**Table 1. Hazard ratios (95% confidence intervals) for the association of former participation in contact sports with dementias and Alzheimer’s disease: Finnish cohort study**

	n/N	Dementia		Alzheimer’s disease	
		Age-adjusted (406/3391)	Age-, SES-, co-morbidity, and lifestyle factors-adjusted (288/1916)	Age-adjusted (265 / 3391)	Age-, SES-, co-morbidity, and lifestyle factors-adjusted (188/1917)
Boxing	64 / 230	3.68 (2.72, 4.99)	3.60 (2.46, 5.28)	4.45 (3.07, 6.45)	4.10 (2.55, 6.61)
Wrestling	38 / 247	1.31 (0.91, 1.89)	1.51 (0.98, 2.34)	1.90 (1.24, 2.90)	2.11 (1.28, 3.48)
Soccer	44 / 248	1.80 (1.27, 2.54)	1.55 (1.00, 2.41)	2.43 (1.62, 3.64)	2.07 (1.23, 3.46)
Other contact sports	18 / 236	0.74 (0.45, 1.22)	0.73 (0.41, 1.30)	0.85 (0.46, 1.56)	0.80 (0.39, 1.62)
Non-contact sports	122 / 1,044	0.88 (0.68, 1.13)	0.80 (0.58, 1.11)	0.89 (0.64, 1.23)	0.84 (0.55, 1.28)
General population (controls)	120 / 1,386	1.0 (ref)	1.0 (ref)	1.0 (ref)	1.0 (ref)

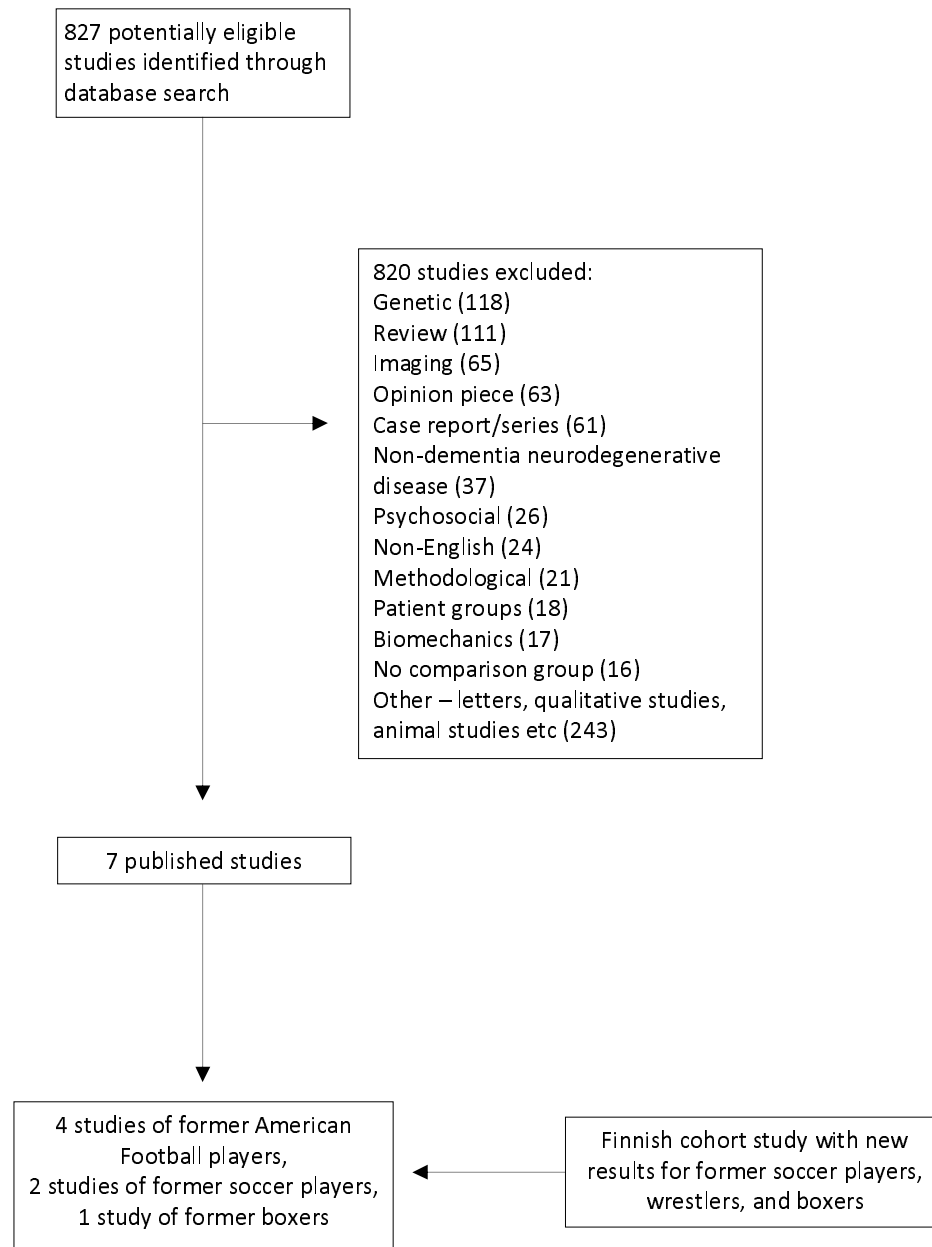
n=number of events; N=group size. Number of events and group size according to individual sports and are for age-adjusted analyses of dementia. SES, socioeconomic status. Co-morbidities are diabetes, hypertension, and coronary heart disease. Lifestyle factors are alcohol intake, passing out due to alcohol, body mass index, and smoking status.

**Table 2. Former participation in contact sports and dementia: Characteristics of included studies**

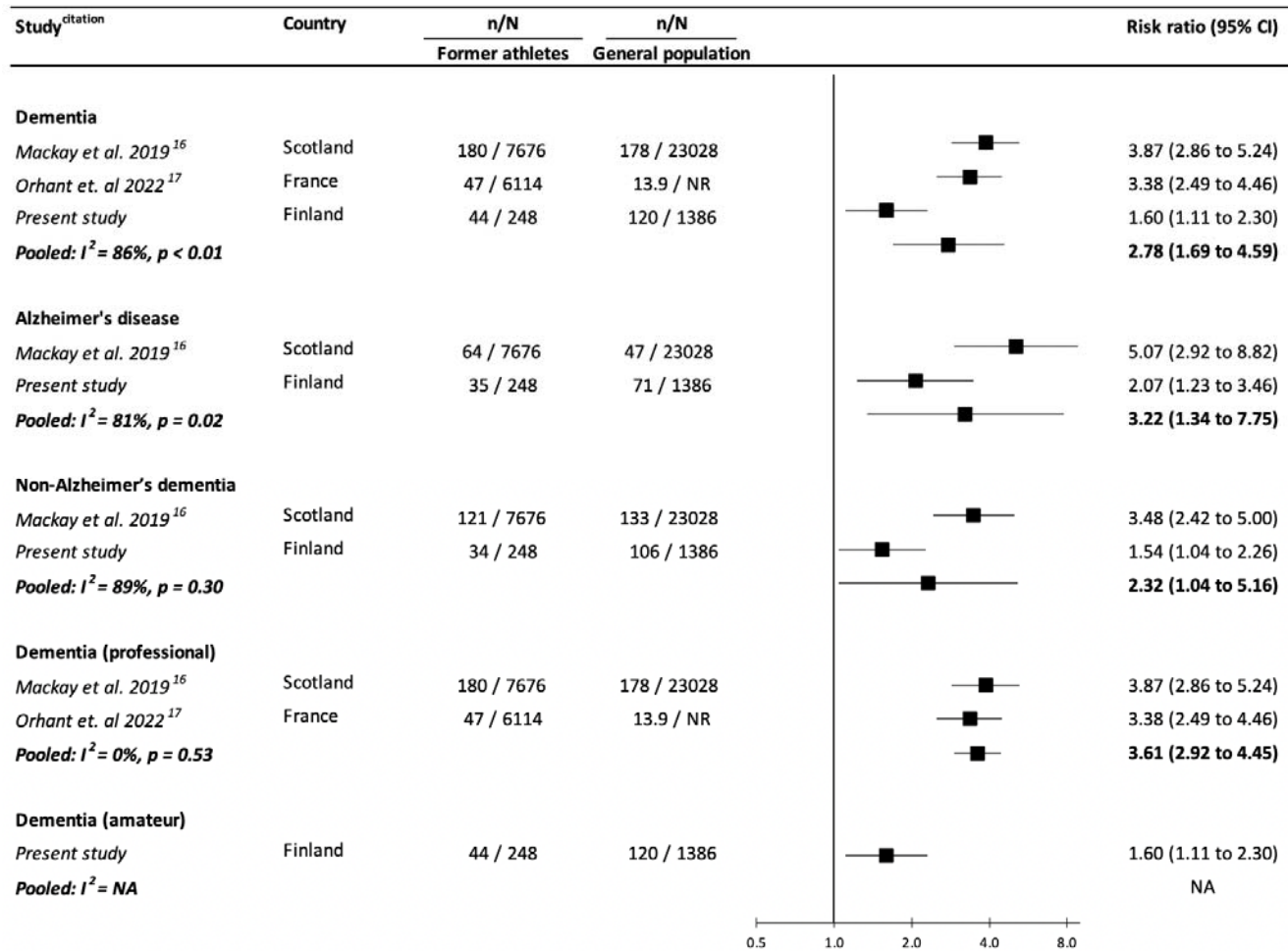
Author (year of publication), study design	Exposed (unexposed group)	Country	Years active	Duration of follow-up	Number of exposed individuals (number of cases)	Number of unexposed individuals (number of cases)	Risk ratio (95% confidence interval) for exposed versus unexposed
<b>American Football</b>							
Savica et al. (2012), <sup>34</sup> retrospective cohort study	Former high school (amateur) athletes (general population)	USA	1946-56	Median 50.2 yr for athletes	438 (13 dementia deaths)	18.2 expected dementia deaths	0.72 (0.38, 1.23)
Lehman et al. (2012), <sup>14</sup> retrospective cohort study	Former professional athletes (general population)	USA	1959-88	Median 57 yr for athletes	3439 (7 dementia)	NR	3.86 (1.55, 7.95)
Janssen et al. (2017), <sup>15</sup> retrospective cohort study	Former high school (amateur) athletes ('non-football' athletes)	USA	1956-70	NR	296 (7 dementia/mild cognitive impairment)	190 (5 dementia/mild cognitive impairment)	1.29 (0.45, 2.32)
Nguyen et al. (2019), <sup>35</sup> retrospective cohort study	Former professional athletes (former baseball players)	USA	Football (1959-88); baseball (1871-2006)	34 yr for athletes	3419 (16 dementia deaths)	2708 (10 dementia deaths)	2.26 (0.99, 5.17)
<b>Soccer</b>							
Mackay et al. (2019), <sup>16</sup> retrospective cohort study	Former professional athletes (general population)	Scotland	NR	NR	7676 former professional soccer players (180 dementia deaths, 64 from Alzheimer's disease)	23028 members of general population (178 dementia deaths, 47 from Alzheimer's disease)	Dementia: 3.87 (2.86, 5.24) Alzheimer's disease: 5.07 (2.92, 8.82)
Orhant et al. (2022), <sup>17</sup> retrospective cohort study	Former professional athletes (general population)	France	1968-2015	Maximum 47 yr for athletes	6114 (47 dementia deaths)	13.9 expected dementia deaths	3.38 (2.49, 4.46)
<b>Boxing</b>							
Gallacher et al. (2022), <sup>18</sup> retrospective cohort study	Former amateur athletes (non-boxing cohort members)	Wales	NR	NR	73 (5 dementia cases, 2 from Alzheimer's disease)	1037 (47 dementia cases, 26 from Alzheimer's disease)	Dementia: 1.73 (0.54, 5.56) Alzheimer's disease: 1.28 (0.26, 6.37)

NR, not reported

**Figure 1. Study selection: Systematic review**

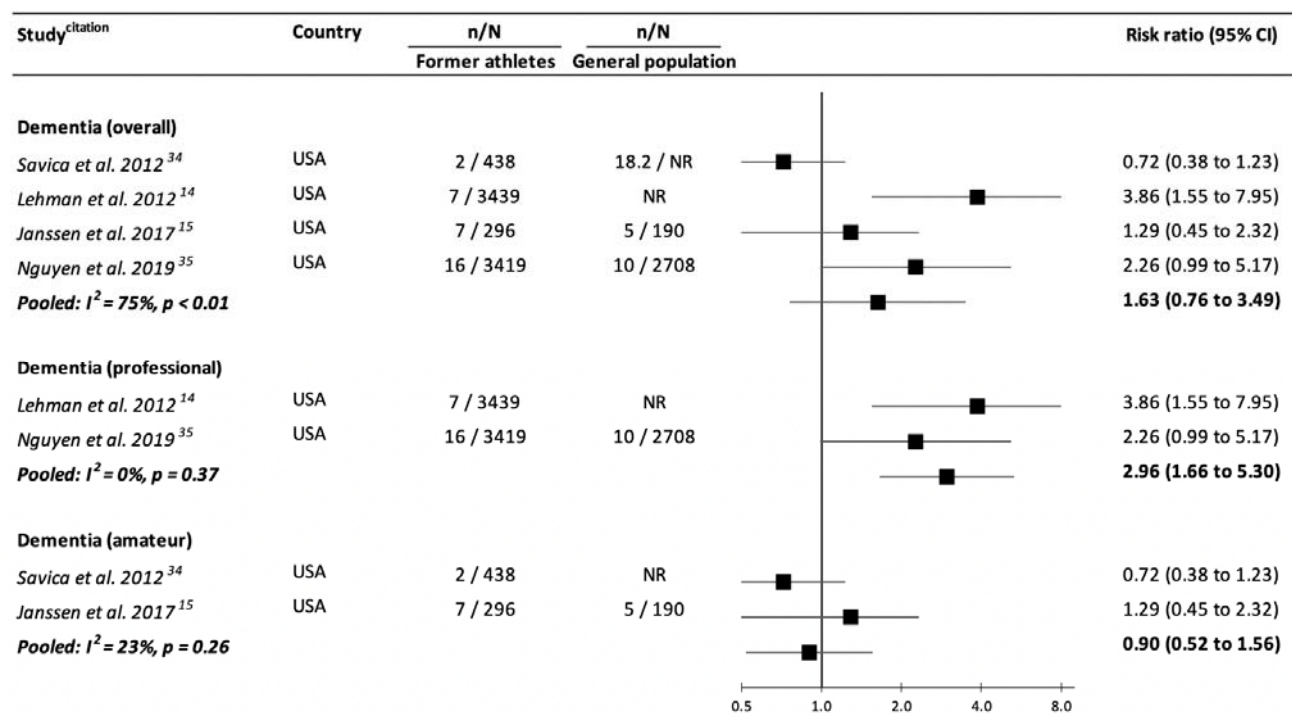


**Figure 2. Risk ratios (95% confidence intervals) for the association of former participation in soccer with dementia and Alzheimer's disease: Meta-analysis**



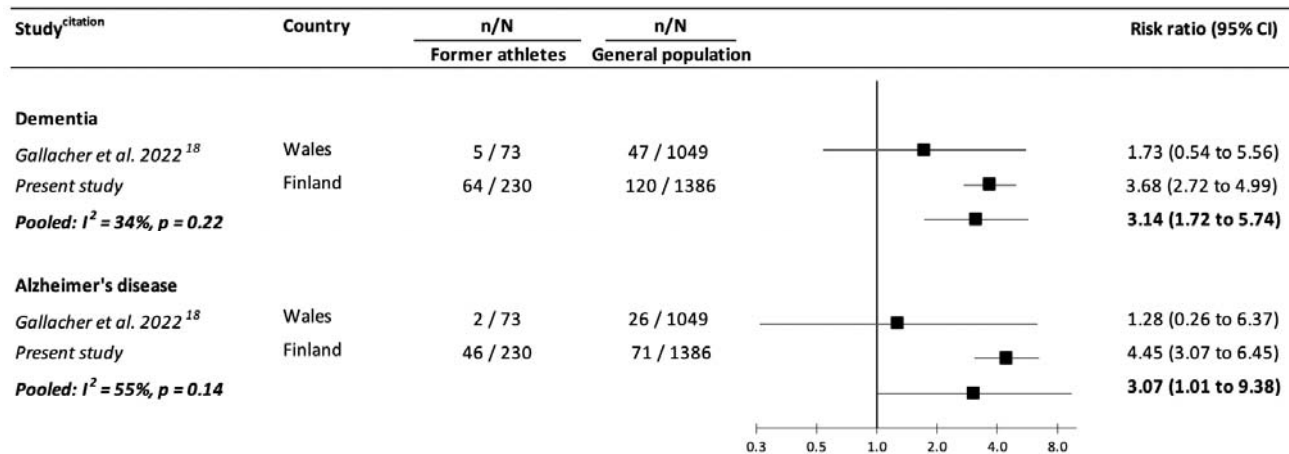
n=number of events, N=group size; NR, not reported; NA, not applicable

Figure 3. Risk ratios (95% confidence intervals) for the association of former participation in American football with dementia: Meta-analysis



n=number of events, N=group size; NR, not reported

**Figure 4. Risk ratios (95% confidence intervals) for the association of former participation in boxing with dementia and Alzheimer's disease: Meta-analysis**



n=number of events, N=group size