

Assessing the knowledge and practices of primary healthcare workers on malaria diagnosis and related challenges in view of COVID-19 outbreak in a Nigerian Southwestern Metropolis.

Esther Ayandipo¹, Deborah Babatunde^{2*}, Oladipo Afolayan³, Olabisi Kalejaye⁴, Taiwo Obembe⁵

Email addresses

¹Esther Ayandipo: Management Sciences for Health, eayandipo@msh.org

²Deborah Babatunde: APIN Public Health Initiatives: deborahbabatunde.i@gmail.com

³Oladipo Afolayan: University College Hospital, Ibadan, afolayanolakunle8@gmail.com

⁴Olabisi Kalejaye: Learning & Development Bureau, kalejayeolabisoye@gmail.com

⁵Taiwo Obembe: Claremont Graduate University, California USA: tobembe@cartafrica.org

***Corresponding author:**

Esther Ayandipo

Management Sciences for Health

Email: eayandipo@msh.org

Tel: +234-802-734-4140

Abstract

Background: The clinical features of COVID-19 and malaria are interrelated. Due to the similarity of symptoms between the two disease states, patients can be incorrectly diagnosed with the other ailment in areas with limited health resources. There is a dearth of knowledge of co-infection between COVID-19 and malaria from healthcare providers' perspective. Hence, this study assessed the ability of primary healthcare workers to diagnose malaria infection correctly from COVID-19 infection.

Methods: A multistage sampling technique was used to select health care workers who were directly involved in malaria case management at 261 government-owned primary health facilities in Oyo State. Socio-demographic characteristics of respondents, knowledge & practices, COVID-19 differential diagnosis and challenges that healthcare workers face regarding malaria diagnosis were obtained using a standardized electronic structured questionnaire. Descriptive statistics, bivariate and multivariate analysis were conducted on data collected and significant results were interpreted at a 5% level of significance.

Results: A good percentage of the respondents (81.6%, 74.3%) had good knowledge about malaria and COVID-19 infection. However, the knowledge gained did not translate to practice, as majority (86.2%) of respondents had poor malaria diagnosis practices. Practices relating to COVID-19 differential diagnosis in 69.7% of respondents were also poor. Most of the respondents attributed poor practices to the unavailability of Malaria Rapid Diagnostic Test (mRDT), inadequate training and continuous capacity improvement. Only 12.3% of the respondents had any form of training on malaria diagnosis and treatment in the last five years.

Conclusion: Harmonization of regular trainings and continuous on-the job capacity building is essential to improve case identification, diagnosis and management of both ailments. Also, uninterrupted supplies of essential commodities such as mRDT in laboratories will reduce missed opportunities for malaria diagnosis.

Keywords: Malaria, COVID-19, Malaria RDT, Primary Healthcare workers,

Word Count: 280 (Excluding Keywords)

Background

Malaria is a leading cause of death all over the world, and the most common reason for hospital admissions in many African countries (1). Death rates are known to reduce when diagnosed and treated promptly (2). Differentiating malaria from other tropical infections based on patients' signs and symptoms is becoming increasingly difficult, thus the need for confirmatory laboratory tests (3). Microscopic examination of thick and thin blood smears remains the gold standard of malaria diagnosis. Antigen detection with rapid diagnostic test kits (RDTs) have been found to provide advantages in remote settings where trained laboratory scientists on malaria microscopy are limited (2). As such, in resource-limited areas, clinical diagnosis and empirical judgement is often a common practice among medical practitioners (3).

An outbreak of pneumonia of unknown origin was reported in Wuhan, Hubei Province, China, in December of 2019, with a global spread of severe acute respiratory syndrome coronavirus 2 (SARS-CoV-2) caused by coronavirus disease (COVID-19) (4). The World Health Organization (WHO) declared a pandemic in March 2020, and since then till date, high COVID-19 death rates have been recorded worldwide (4). COVID-19 symptoms vary from person to person in terms of severity, while some individuals remain asymptomatic (5). Similarities between malaria and COVID-19 has been established with both having generic symptoms making immediate diagnosis difficult to establish sometimes (6).

Diagnosing COVID-19 involves the conduct of either a molecular test – reverse transcriptase polymerase chain reaction (RT-PCR) which is the gold standard (7) on upper and lower respiratory tracts, antigen tests and antibody tests (6). The main symptoms for COVID-19 are fever, cough, difficulty in breathing with patients presenting with non-specific symptoms similar to upper respiratory tract infection (5). Patients with malaria more often present with fever, headache, chills, vomiting and myalgia (3). Symptoms of malaria tend to overlap with symptoms of other infectious diseases including COVID-19 (8), thus limiting the ability of clinicians to diagnose without laboratory tests (3). Access to specific laboratory diagnosis techniques is limited in Africa thus promoting clinical diagnosis for malaria (9), allowing the indiscriminate use of antimalarials and reducing the quality of care, especially in resource limited settings. The combination of COVID-19 and malaria epidemics has been found to be devastating especially in low- and middle-income countries (LMICs), with suboptimal healthcare systems plagued with inadequate human and financial resources, and weak infrastructures (6).

Even before the outbreak of COVID-19, over diagnosis of malaria has long been an issue (1,10). In a research conducted in Tanzania, many children and adults were treated for malaria even with no evidence of malaria parasites isolated on research slides (1). With the advent of COVID-19 outbreak, a paradigm shift has led to a revision of management protocols of generic symptoms. Due to the peculiarity that both malaria and COVID-19 infection can exist concurrently in Africa, it has been advised that diagnosis for both COVID-19 and malaria be conducted simultaneously for all cases that present with fever to eliminate the possibilities of misdiagnosis and mistreatments especially when co-infection is suspected (8,11). In order that cases of co-infection with malaria and COVID-19 are adequately diagnosed and properly managed, it is important for frontline health workers to be knowledgeable on clinical signs and symptoms of both infections particularly in low-resource settings where gold-standard equipment might be unavailable or inadequate in quantity. This study sought to determine the ability of primary healthcare workers to correctly diagnose malaria and differentiate between malaria and COVID-19 infections in selected primary health care facilities of a Southwestern Nigerian province.

Methods

This study utilized a cross-sectional study design. Oyo State, with Ibadan as its state capital, is located in South west, Nigeria. Oyo state is situated in the southwest geo-political zone of Nigeria with a population of approximately 6,190,000 spread over an estimated land mass of about 28,000.00 square kilometres. Oyo State consists of 33 local government areas (LGAs) that function as administrative units out of which 5 of the 33 local government areas make up the state capital (12). Ibadan metropolis was the centre of administration of the old Western Region Nigeria since the days of the British colonial rule. The principal inhabitants of the state are the Yorubas. The city hosts quite a number of small, medium and large-scale industries involved in the production of food and beverages, clothing and textiles, chemicals and pharmaceuticals, confectionaries, leather-works and furniture, plastics, blocks etc (12). The study was carried out in 261 selected government-owned primary health facilities in Oyo State.

Primary healthcare workers directly involved in malaria case management in the selected government-owned primary health facilities in Oyo State were enrolled as participants in this study. This study employed a multistage sampling technique.

Stage 1: From the three senatorial districts in Oyo state, 8 LGAs were selected from each senatorial district using simple random sampling by balloting. **Stage 2:** Out of the selected LGAs in each senatorial district, 6 wards were selected using systematic sampling technique. **Stage 3:** From the 6 selected wards, using proportional allocation, a total of 261 PHCs was selected from the six wards. **Stage 4:** One healthcare worker providing malaria services (preferably the head or any health worker that was delegated by the head of malaria services) from each of the 261 selected PHCs was invited to participate in the study. All heads of primary health care workers who were not present in the facilities while data collection was ongoing were traced and enrolled. Visits were repeated at least thrice to ensure that all eligible frontline health workers were enrolled in the study.

A pretested standardized electronic structured questionnaire was used to collect information from the participants. The questionnaire consisted of 5 sections which included the socio-demographic characteristics of respondents, the knowledge of healthcare workers on malaria diagnosis and COVID-19, the practices of healthcare workers regarding malaria diagnosis, the practices of healthcare workers regarding COVID-19 differential diagnosis and challenges that healthcare workers face regarding malaria

diagnosis. Data were coded, cleaned and analysed using SPSS version 25 software and MS-Excel. The dependent variables for this study were knowledge and practices of healthcare workers regarding malaria diagnosis and COVID-19 diagnosis while the independent variables were sociodemographic and socioeconomic characteristics. Means and SD were used to summarise the continuous variables while frequencies, proportions and charts were used to summarise the categorical variables.

Each knowledge and practice questions were scored and categorized into good and poor knowledge on malaria diagnosis, good and poor malaria-related diagnosis practices and good and poor ability to differentiate between malaria and COVID-19. Primary healthcare providers that scored 80% and above of the total possible scores at all levels (Knowledge and Practice) were dichotomized as good while those that scored below 80% were categorised as poor.

Chi-square tests were used at the bivariate analysis level to test the association between categorical outcomes. Binary logistics regression with respective odd ratios and confidence intervals were used at multivariate analysis to explore the relationship between the sociodemographic, socioeconomic characteristics and categorical outcome variables. The level of significance was set at p-value < 0.05.

Ethical approval for this study with approval number AD 13/479/4121 ^A was obtained from the Oyo State Ministry of Health, Ibadan prior to the conduct of the study. Permission and approval to conduct the study was also obtained from the Head of all the selected PHCs. In addition, the purpose of the study was explained to the participants and their written consents were obtained before the questionnaires were administered. Confidentiality and anonymity were ensured and the execution of the research was conducted according to the guidelines of World Medical Association (WMA) declaration of Helsinki regarding ethical guidelines and principles for conduct of research involving human subjects (13).

Results

The study respondents totalled 261 primary health workers. The respondents ranged between 18 and 58 years were adults with a mean age of 44.3 years (\pm SD 8.5). The workers' characteristics are presented in Table 1. Of the sample, 89.7% (234) were females and 92.7% (242) had post-secondary education. Less than one third (18.8%) were nurses, 90.0% (235) work at primary healthcare centres, 85.8% (224) had at least ten years of experience and 77.8% (203) earn above the national minimum wage (₦30,000 equivalent of \$55). Majority of the respondents (96.2%) had participated in an Infection, Prevention and Control (IPC) training related to COVID-19 pandemic and 95.8% (250) were trained on malaria diagnosis and treatment. Only 12.3% (32) had their training on malaria diagnosis and treatment in the last five years and 75.9% (198) received online courses regarding COVID-19.

Figure 1 presented the level of knowledge of the primary healthcare workers on malaria and COVID-19. As seen in the chart more than two thirds (81.6%) of the respondents had good knowledge about malaria and 74.3% had good knowledge about COVID -19.

Figure 2 highlighted the practice of primary healthcare workers on malaria diagnosis and COVID-19 differential practice. Relating to malaria diagnosis, majority (86.2%) of the respondents engaged in poor practices. The practices relating to COVID-19 differential diagnosis in 69.7% of the respondents were also poor.

Figure 3 revealed the challenges commonly faced by the health workers with malaria diagnosis. Lack of adequate training on malaria diagnosis (27.8%) and unavailability of mRDT (18.4%) were the leading challenges with malaria diagnosis identified by healthcare workers.

Table 2. Variables that were significant at bivariate were subjected to multivariate analysis. Primary health care workers that received IPC training related to COVID-19 were 6 times more likely to have good knowledge on malaria compared to those that did not attend any related training (OR=5.936, 95%CI=1.265-27.857). Likewise, primary health care workers that received the training within the last 5 years were 3 times more likely to have good knowledge compared to those that received training more than 5 years ago (OR=3.296, 95%CI=1.367-7.946).

Table 3. Primary health workers that were nurses were 10 times more likely (OR=10.501, 95%CI=2.37-436.361) to have good knowledge on COVID-19 compared to the other health professionals. Primary health workers that work at the Model comprehensive health centre were also less likely (OR=0.113, 95%CI=0.015-0.859) to have good knowledge on COVID-19 compared to those working at the Primary health care centres.

Table 4. Primary health workers within the age range of 30-39 were 4 times more likely (OR=4.388, CI=1.067-18.408) to adopt good practices relating to malaria diagnosis compared to aged 50 and above.

Table 5. Primary health workers that earn less than the minimum wage were 4 times more likely (OR=3.989, CI=1.747-9.108) to have good COVID-19 differential diagnosis practices compared to those earning above minimum wage. Also, primary health workers who had training in the last 5 years were 3 times more likely (OR=3.491, CI=1.185-10.288) to have good COVID-19 differential practice compared to those that had training for more than 5 years. Primary health workers that received online courses regarding COVID-19 were 3 times more likely (OR=3.003, CI=1.340-6.734) to have good knowledge on COVID-19 differential diagnosis compared to those who did not.

Discussion

Globally in 2018, about 228 million cases of malaria were reported with 405 thousand deaths, mainly coming from low-income countries. Sadly, Africa accounted for majority (93%) of cases, while six countries including Nigeria accounted for over half of the global burden of malaria (14).

Till date there is limited literature to understand co-infection with both diseases (6). Considering the limited resources available, the association between malaria and COVID-19 can be overwhelming in low- and middle-income countries. Nigeria battles with a very fragile healthcare system with poor healthcare infrastructures, unskilled and inadequate human resource and limited funding. Of the 424.4 million US dollars spent on malaria in 2016, only 19% was from the government (15). The resultant effect is availability of unqualified staff, little or no commodities to manage common ailments such as malaria at the primary healthcare level facilities.

Access to laboratory diagnosis

The gold standard for malaria diagnosis is the malaria microscopy. Access to malaria microscopy especially in rural areas is limited, however due to donor funding, the use of the Rapid Diagnostic Test kits (RDT) has become a little popular in malaria diagnosis in Nigeria. On the other hand, suspected COVID-19 infection requires the use of a reverse transcriptase polymerase chain reaction (RT-PCR) in addition to clinical and radiological signs for diagnosis (16) in addition, rapid antigen test kits are largely unavailable for use in health facilities (17). The RT-PCR for the diagnosis of COVID-19 is not available at the primary healthcare or district levels in Nigeria. A patient presenting with symptoms suggestive of COVID-19 at this level, will leave the healthcare worker with her clinical acumen to suspect COVID-19 while she battles with determining whether it is malaria due to unavailability of malaria RDTs. The COVID-19 pandemic has no doubt also led to the disruption of supply chain for malaria RDTs as companies now focus more on the production of rapid tests for COVID-19 (14) . The challenge remains availability of test kits and skills to perform the tests accurately resulting in a high rate of clinical diagnosis for malaria and unreliable test results respectively. This highlights the need to improve supply of these test kits to PHCs.

Wrong diagnosis and wrong treatment

Our study showed that 75.9% and 95.8% of respondents had participated in trainings on COVID-19 and malaria diagnosis and treatment respectively resulting in good knowledge on both diseases. However, the good knowledge did not translate to practice, as 85.6% of respondents had poor malaria diagnosis practices and could not properly differentiate between malaria and COVID-19. This raises concerns as COVID-19 and malaria have many symptoms in common including fever, difficulty in breathing, fatigue and headache, this makes differential diagnosis difficult (18) especially in resource poor settings with limited access to laboratory diagnosis.

While it is necessary for frontline health care providers to have access to and be able to accurately carry out malaria RDT, patients with negative test results must be carefully managed (19) and should further raise the suspicion for COVID-19. Despite the high knowledge of malaria and COVID-19 noted in our study, 86.2% and 69.7% of respondents had poor diagnosis practices for malaria and COVID-19 respectively. Multiple organ failure in adults and respiratory distress in children are commonly seen in COVID-19 cases and remain major signs of severe malaria (11). Identifying and differentiating between cases presenting with such symptoms remains a huge challenge. The symptom overlap may lead to delay in treatment which may inadvertently affect the treatment outcome (20). Hence, there is a need to improve malaria diagnosis practices and COVID-19 differential diagnosis practices among primary healthcare workers to improve patient health outcomes.

Training of healthcare providers and service integration

The primary healthcare remains the first line of reach to the communities (21) and several healthcare providers have been trained to manage malaria. To properly handle suspected COVID-19 cases, the training on Infection, Prevention and Control (IPC) was rapidly scaled up to most healthcare providers (22), while online COVID-19 trainings were made available to providers (23). As revealed by this study, over 96% respondents have had recent training on COVID-19 related IPC while 75.9% has had online courses on COVID-19. These trainings are done in isolation of each other and does not converge to link the two diseases to create a better understanding. Linking these trainings will improve case identification, diagnosis and management for both illnesses. Provision of malaria supplies in laboratories where COVID-19 are carried out and vice versa will reduce missed opportunities for both diseases. Furthermore restructuring service provision, as was done for tuberculosis and HIV to provide a more collaborative

approach will aid easy management of cases, this may include making available malaria RDTs where COVID-19 tests are done, further making diagnosis and case identification easy (24). The need for training, retraining and on-the-job mentoring of primary healthcare workers on the proper use of mRDT for malaria diagnosis to minimise clinical diagnosis and unreliable test results is vital to improve management of suspected cases at this level

Limitations

Our study focused on the healthcare providers at the primary healthcare level thus limiting its applicability in terms of scope. The addition of secondary and tertiary healthcare facilities (with specialized COVID-19 diagnostic and malaria testing services) would have been desirable and is recommended for further studies.

Conclusion

The study revealed a gap in the ability of healthcare workers to differentiate between COVID-19 and malaria cases. This is largely due to unavailability of rapid test kits for the diagnosis of both diseases, where they are available, 86.2% and 69.7% of respondents had poor diagnosis practices for malaria and COVID-19 respectively. The need for necessary healthcare packages including training, equipment and test kits should be provided to strengthen the diagnosis and management of febrile illnesses (19) Testing for COVID-19 and malaria should be harmonised and the screening tests for malaria and COVID-19 should be made available in healthcare facilities to reduce misdiagnosis and aid management of cases (11,25). The need to provide testing kits widely for healthcare providers and regular training to safely identify malaria cases is needed. Furthermore, adequate training for primary health workers to correctly differentiate between malaria and COVID-19 infections in the midst of the current pandemic (19) is also vital.

Table 1: Socio-demographic characteristics of primary health care workers

Variables (N=261)	n	%
Age-group (years)		
<30	23	8.8
30-39	35	13.4
40-49	114	43.7
≥50	89	34.1
Sex		
Male	27	10.3
Female	234	89.7
Level of education		
Secondary & below	19	7.3
Post-Secondary	242	92.7
Profession		
CHEW	103	39.5
CHOW	57	21.8
Nurse	49	18.8
Health attendant	22	8.4
Health Officer	23	8.8
Laboratory Scientist	4	1.5
Pharmacist	2	0.8
Doctor	1	0.4
Place of work		
Primary healthcare centre	235	90.0
Model Comprehensive health centre	12	4.6
Others	14	5.4
Years of experience (years)		
<10	37	14.2
≥10	224	85.8
Monthly income		
<₦30,000	58	22.2
≥₦30,000	203	77.8
Participated in IPC training* related to COVID-19 pandemic		
Yes	251	96.2
No	10	3.8
Trained on malaria diagnosis and treatment		
Yes	250	95.8
No	11	4.2
How recent is the training		
≤ 5 years	229	87.7
>5 years	32	12.3
Received online courses regarding Covid-19		
Yes	198	75.9
No	63	24.1

*IPC Training: Infection, Prevention and Control

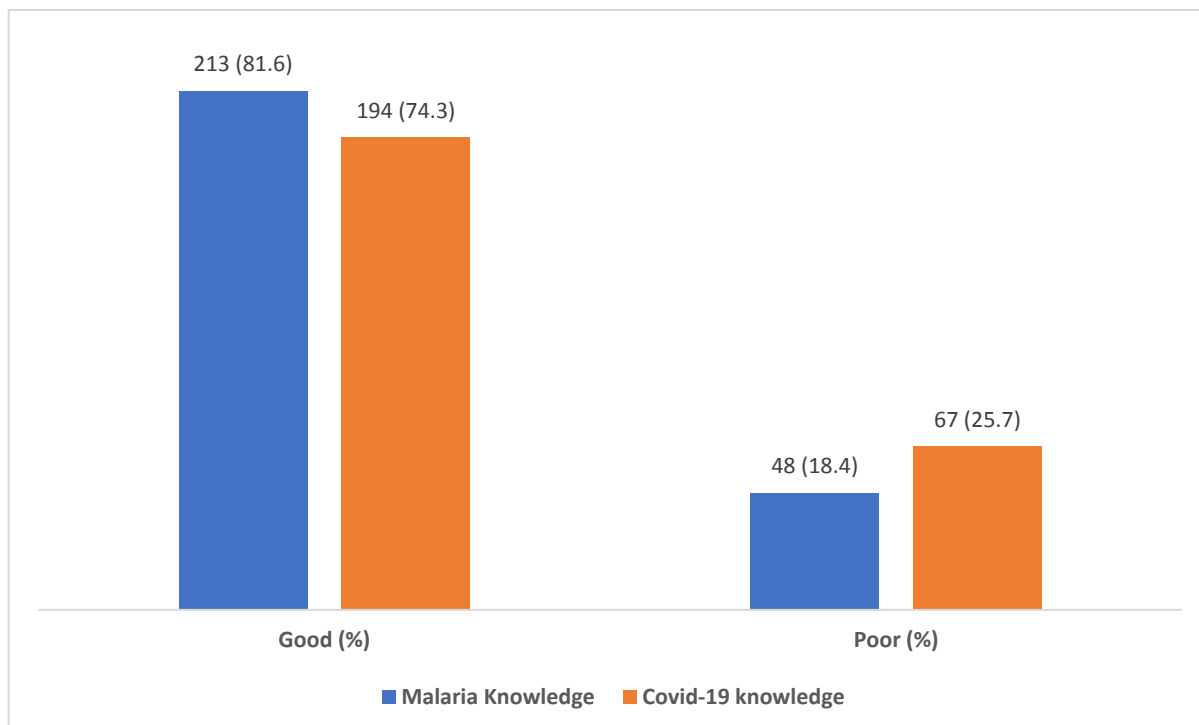


Figure 1: Overall knowledge score of primary healthcare workers on malaria and COVID-19.

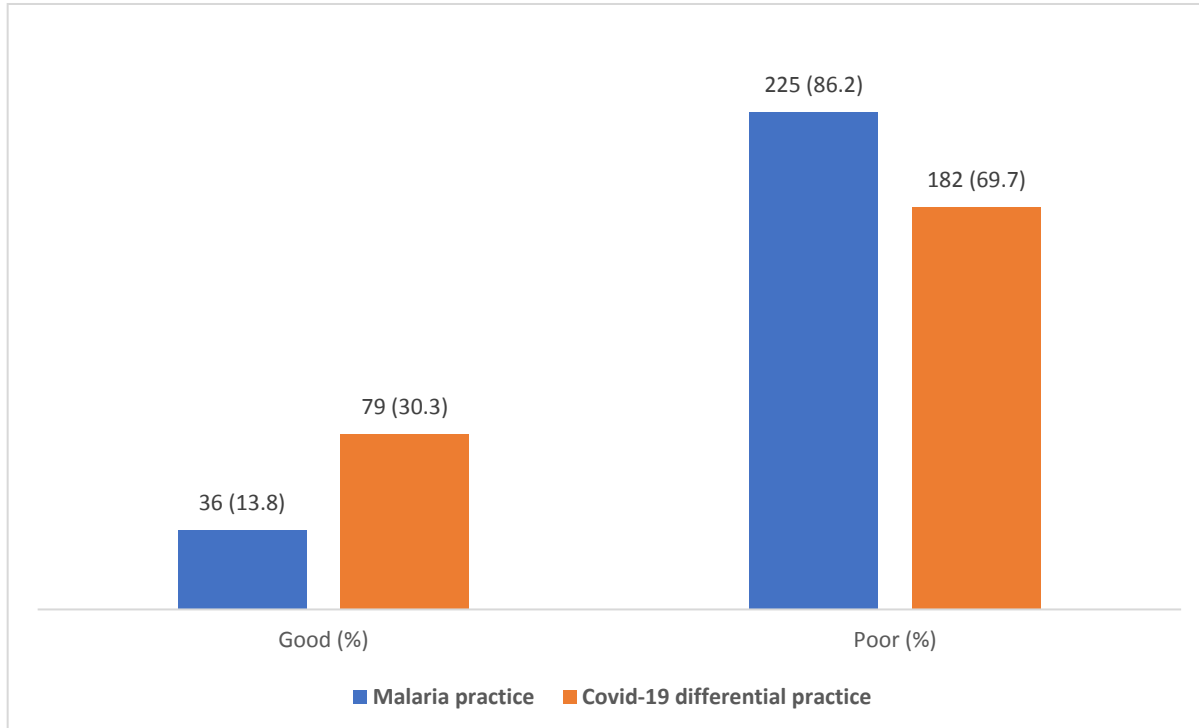


Figure 2: Overall practice score of primary healthcare workers on malaria and COVID-19 differential practice

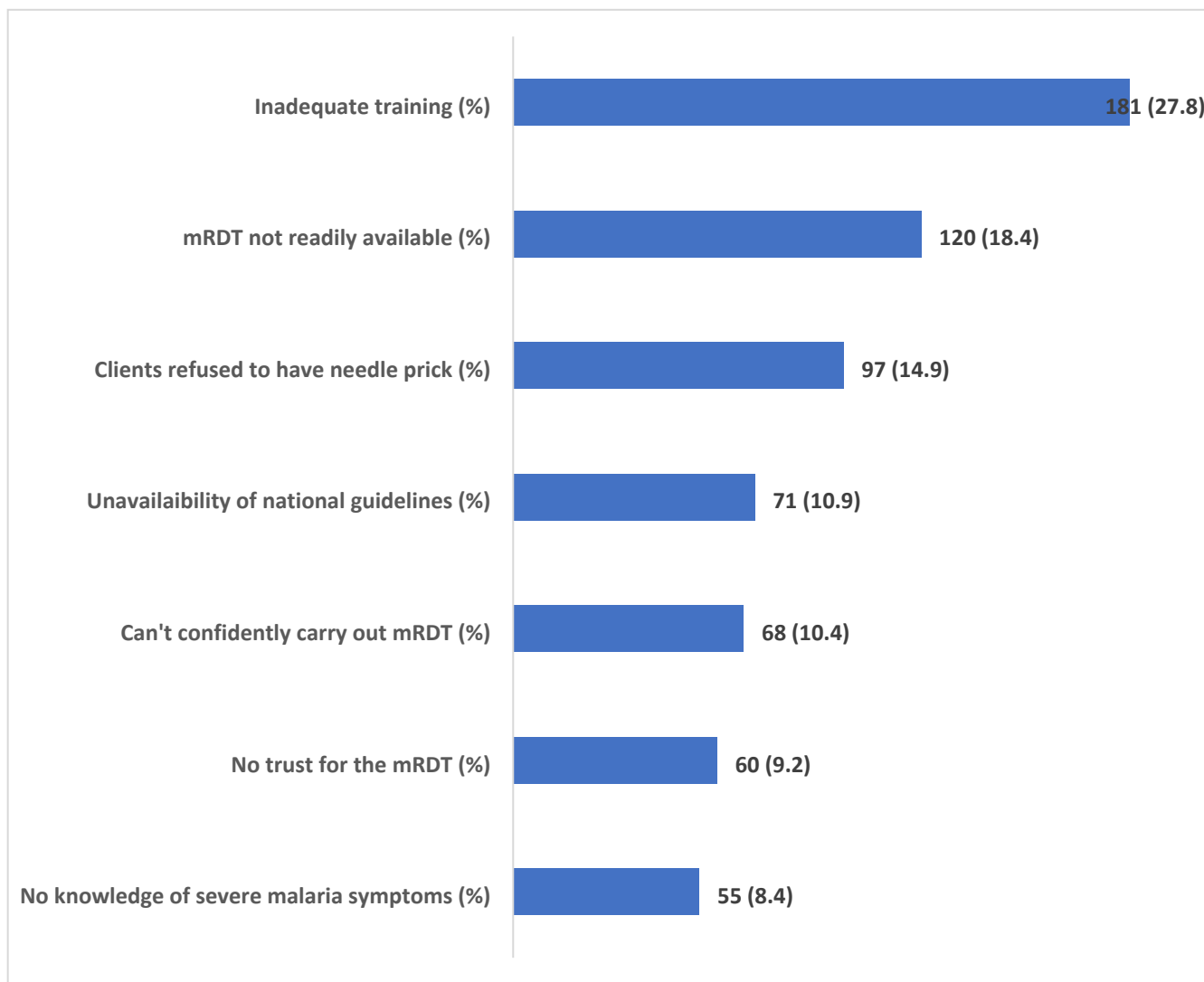


Figure 3: Challenges primary healthcare workers faced with malaria diagnosis

Table 2: Factors influencing malaria knowledge of healthcare workers

Variables (N=261)	Malaria knowledge			Unadjusted Odds Ratio	Adjusted Odds Ratio	95% CI of AOR (LCL-UCL)	p-value
	Good (%)	Poor (%)	p-value				
Age-group (years)							
<30	16 (69.6)	7 (30.4)	0.209	0.463	1.906	(0.348-10.429)	0.457
30-39	26 (74.3)	9 (25.7)		0.586	0.866	(0.234-3.207)	0.830
40-49	97 (85.1)	17 (14.9)		1.157	1.465	(0.630-3.403)	0.375
≥50 (ref)	74 (83.1)	15 (16.9)		1	1		
Sex							
Male	24 (88.9)	3(11.1)	0.302	1.905	3.401	(0.703-16.449)	0.128
Female (ref)	189 (80.8)	45(19.2)		1	1		
Level of education							
Secondary & below	14(73.7)	5(26.3)	0.354	1.653	0.594	(0.173-2.043)	0.408
Post-Secondary (ref)	199(82.2)	43(17.8)		1	1		
Profession							
Nurse	44(89.8)	5 (10.2)	0.101	2.239	1.787	(0.616-5.187)	0.286
Other health professional (ref)	169(79.7)	43(20.3)		1	1		
Place of work							
Primary healthcare centre	194(86.6)	41(17.4)	0.227	2.629	2.014	(0.493-8.225)	0.329
Model Comprehensive health centre	10(83.3)	2(16.7)		2.778	2.133	(0.244-18.613)	0.493
Others (ref)	9(64.3)	5(35.7)		1	1		
Years of experience							
<10	24(64.9)	13(35.1)	0.006*	0.342	0.290	(0.079-1.061)	0.061
≥10 (ref)	189(84.4)	35(15.6)		1	1		
Monthly Income							
<₦30,000	40(69.0)	18(31.0)	0.005*	0.385	0.652	(0.256-1.659)	0.369
≥₦30,000 (ref)	173(85.2)	30(14.8)		1	1		
IPC training related to COVID-19 pandemic							
Yes	208(82.9)	43(17.1)	0.009*	4.837	5.936	(1.265-27.857)*	0.024*
No (ref)	5(50.0)	5(50.0)		1	1		
Trained on malaria diagnosis and treatment							
Yes	205(82.0)	45 (18.0)	0.437	1.708	1.043	(0.207-5.248)	0.960
No (ref)	8(72.7)	3 (27.3)		1	1		
How recent is the training							
≤ 5 years	194(84.7)	35 (15.3)	0.001*	3.792	3.296	(1.367-7.946)*	0.008*
>5 years (ref)	19 (59.4)	13 (40.6)		1	1		
Received online courses regarding Covid-19							
Yes	160 (80.8)	38 (19.2)	0.554	0.794	0.481	(0.190-1.216)	0.122
No (ref)	53 (84.1)	10 (15.9)		1	1		

*Statistically significant at p<0.05; 95% CI of AOR: 95% confidence interval of Adjusted odds-ratio

Table 3: Factors influencing COVID-19 Knowledge of healthcare workers

Variables (N=261)	COVID-19 Knowledge			Unadjusted Odds-ratio	Adjusted Odds-ratio	95% C I of AOR (LCL-UCL)	p-value
	Good (%)	Poor (%)	p-value				
Age-group (years)							
<30	15 (65.2)	8 (34.8)	0.193	0.616	1.303	(0.264-6.436)	0.746
30-39	22 (62.9)	13 (37.1)		0.556	1.114	(0.333-3.728)	0.861
40-49	90 (78.9)	24 (21.1)		1.231	1.449	(0.705-2.979)	0.313
≥50 (ref)	67 (75.3)	22 (24.7)		1	1		
Sex							
Male	18 (66.7)	9 (33.3)	0.336	0.659	0.730	(0.245-2.176)	0.572
Female (ref)	176 (75.2)	58 (24.8)		1	1		
Level of education							
Secondary & below	12 (63.2)	7 (36.8)	0.247	0.565	0.759	(0.265-2.180)	0.609
Post-Secondary (ref)	182 (75.2)	60 (24.8)		1	1		
Profession							
Nurse	47 (95.9)	2 (4.1)	0.001*	10.391	10.501	(2.376-46.361)*	0.002*
Other health professional (ref)	147 (69.3)	65 (30.7)		1	1		
Place of work							
Primary healthcare centre	176 (74.9)	59 (25.1)	0.411	0.814	0.374	(0.086-1.638)	0.192
Model Comprehensive health centre	7 (58.3)	5 (41.7)		0.382	0.113	(0.015-0.859)*	0.035*
Others (ref)	11 (78.6)	3 (21.4)		1	1		
Years of experience (years)							
<10	23 (62.2)	14 (37.8)	0.067	0.509	0.573	(0.161-2.039)	0.390
≥10 (ref)	171 (76.3)	53 (23.7)		1	1		
Monthly income							
<₦30,000	38 (65.5)	20 (34.5)	0.081	0.572	0.737	(0.306-1.771)	0.495
≥₦30,000 (ref)	156 (76.8)	47 (23.2)		1	1		
IPC training related to COVID-19 pandemic							
Yes	188 (74.9)	63 (25.1)	0.290	1.989	1.113	(0.242-5.126)	0.891
No (ref)	6 (60.0)	4 (40.0)		1	1		
Trained on malaria diagnosis and treatment							
Yes	186 (74.4)	64 (25.6)	0.901	1.090	0.751	(0.164-3.444)	0.713
No (ref)	8 (72.7)	3 (27.3)		1	1		
How recent is the training							
≤ 5 years	174 (76.0)	55 (24.0)	0.102	1.898	1.723	(0.730-4.069)	0.215
>5 years (ref)	20 (62.5)	12 (37.5)		1	1		
Received online courses regarding Covid-19							
Yes	156 (78.8)	42 (21.2)	0.003*	2.444	2.324	(1.166-4.632*)	0.017*
No (ref)	38 (60.3)	25 (39.7)		1	1		

*Statistically significant at $p < 0.05$; 95% CI of AOR: 95% confidence interval of Adjusted odds-ratio

Table 4: Factors influencing malaria practice of healthcare workers

Variables (N=261)	Malaria practice			Unadjusted Odds-ratio	Adjusted Odds-ratio	95% C I of AOR	
	Good (%)	Poor (%)	p-value			(LCL-UCL)	p-value
Age-group (years)							
<30	4 (17.4)	19 (82.6)	0.634	1.871	11.236	(1.534-82.308)*	0.017*
30-39	6 (17.1)	29 (82.9)		1.839	4.388	(1.067-18.048)*	0.040*
40-49	17 (14.9)	97 (85.1)		1.558	1.926	(0.779-4.762)	0.156
≥50 (ref)	9 (10.1)	80 (89.9)		1	1		
Sex							
Male	5 (18.5)	22 (81.5)	0.452	1.488	0.939	(0.266-3.301)	0.921
Female (ref)	31 (13.2)	203 (86.8)		1	1		
Level of education							
Secondary & below	3 (15.8)	16 (84.2)	0.793	1.187	1.364	(0.346-5.373)	0.657
Post-Secondary (ref)	33 (13.6)	209 (86.4)		1	1		
Profession							
Nurse	10 (20.4)	39 (79.6)	0.136	1.834	1.885	(0.771-4.604)	0.164
Other health professional (ref)	26 (12.3)	186 (87.7)		1	1		
Place of work							
Primary healthcare centre	32 (13.6)	203 (86.4)	0.955	0.946	0.660	(0.119-3.672)	0.635
Model Comprehensive health centre	2 (16.7)	10 (83.3)		1.200	0.539	(0.053-5.462)	0.601
Others (ref)	2 (14.3)	12 (85.7)		1	1		
Years of experience (years)							
<10	4 (10.8)	33 (89.2)	0.570	0.727	0.406	(0.074-2.241)	0.301
≥10 (ref)	32 (14.3)	192 (85.7)		1	1		1
Monthly income							
<₹30,000	4 (6.9)	54 (93.1)	0.084	0.396	0.241	(0.057-1.009)	0.051
≥₹30,000 (ref)	32 (15.8)	171 (84.2)		1	1		1
IPC training related to COVID-19 pandemic							
Yes	35 (13.9)	216 (86.1)	0.723	1.458	2.372	(0.215-26.198)	0.481
No (ref)	1 (10.0)	9 (90.0)		1	1		
Trained on malaria diagnosis and treatment							
Yes	35 (14.0)	215 (86.0)	0.644	1.628	2.269	(0.240-21.418)	0.474
No (ref)	1 (9.1)	10 (90.9)		1	1		
How recent is the training							
≤ 5 years	33 (14.4)	196 (85.6)	0.439	1.628	1.244	(0.333-4.648)	0.745
>5 years (ref)	3 (9.4)	29 (90.6)		1	1		
Received online courses regarding Covid-19							
Yes	27 (13.6)	171 (86.4)	0.896	0.947	0.807	(0.334-1.949)	0.633
No (ref)	9 (14.3)	54 (85.7)		1	1		

*Statistically significant at $p < 0.05$; 95% CI of AOR: 95% confidence interval of Adjusted odds-ratio

Table 5: Factors influencing COVID-19 differential practice of healthcare workers

Variables (N=261)	COVID-19 differential practice		p-value	Unadjusted Odds-ratio	Adjusted Odds-ratio	95% C I of AOR (LCL-UCL)	p-value
	Good (%)	Poor (%)					
Age-group (years)							
<30	6 (26.1)	17 (73.9)	0.235	1.013	0.308	(0.060-1.581)	0.158
30-39	8 (22.9)	27 (77.1)		0.850	0.506	(0.145-1.759)	0.284
40-49	42 (36.8)	72 (63.2)		1.674	1.467	(0.754-2.853)	0.259
≥50 (ref)	23 (25.8)	66 (74.2)		1	1		
Sex							
Male	7 (25.9)	20 (74.1)	0.604	0.788	1.507	(0.490-4.636)	0.475
Female (ref)	72 (30.8)	162 (69.2)		1	1		
Level of education							
Secondary & below	6 (31.6)	13 (68.4)	0.897	1.068	1.244	(0.410-3.779)	0.700
Post-Secondary (ref)	73 (30.2)	169 (69.8)		1	1		
Profession							
Nurse	11 (22.4)	38 (77.6)	0.186	0.613	0.578	(0.261-1.281)	0.177
Other health professional (ref)	68 (32.1)	144 (67.9)		1	1		
Place of work							
Primary healthcare centre	73 (31.1)	162 (68.9)	0.403	2.704	4.398	(0.769-25.166)	0.096
Model Comprehensive health centre	4 (33.3)	8 (66.7)		3.000	5.358	(0.620-46.275)	0.127
Others (ref)	2 (14.3)	12 (85.7)		1	1		
Years of experience (years)							
<10	10 (27.0)	27 (73.0)	0.643	0.832	1.058	(0.295-3.798)	0.931
≥10 (ref)	69 (30.8)	155 (69.2)		1	1		
Monthly income							
<₦30,000	25 (43.1)	33 (56.9)	0.016*	2.090	3.989	(1.747-9.108)*	0.001*
≥₦30,000 (ref)	54 (26.6)	149 (73.4)		1	1		
IPC training related to COVID-19 pandemic							
Yes	76 (30.3)	175 (69.7)	0.985	1.013	0.275	(0.051-1.499)	0.136
No (ref)	3 (30.0)	7 (70.0)		1	1		
Trained on malaria diagnosis and treatment							
Yes	77 (30.8)	173 (69.2)	0.373	2.003	1.451	(0.249-8.467)	0.679
No (ref)	2 (18.2)	9 (81.8)		1	1		
How recent is the training							
≤ 5 years	74 (32.3)	155 (67.7)	0.054*	2.578	3.491	(1.185-10.288)*	0.023*
>5 years (ref)	5 (15.6)	27 (84.4)		1	1		
Received online courses regarding Covid-19							
Yes	69 (34.8)	129 (65.2)	0.004*	2.835	3.003	(1.340-6.734)*	0.008*
No (ref)	10 (15.9)	53 (84.1)		1	1		

*Statistically significant at $p < 0.05$; 95% CI of AOR: 95% confidence interval of Adjusted odds-ratio

Consent to publish

Not Applicable

Availability of data and materials

The data that support the findings of this study is available on a public repository -

<https://doi.org/10.6084/m9.figshare.19772920>

Competing interests

The authors have no competing interests

Funding

Nil

Authors' Contributions

EA conceptualized the study. EA and DB wrote the protocol, literature review and carried out the research. EA supervised the study. OA and OK performed the data analysis. EA, DB, OA and OK wrote the initial draft of the manuscript. TO revised the manuscript, provided technical and critical reviews on the improvement of the manuscript. All authors proof-read and approved the final manuscript.

Acknowledgements

The authors thank all the medical directors and heads of department for granting the permission to conduct the interviews with the health workers. The authors also appreciate all the health workers that agreed to participate in this study. The efforts and time taken by the reviewers assigned to review this paper by the journal are also appreciated.

List of abbreviations

COVID-19	-	Coronavirus disease 2019
HIV	-	Human Immunodeficiency Virus
IPC	-	Infection, Prevention and Control
LGA	-	local government areas
LMIC	-	low- and middle-income countries
LCL	-	lower confidence level
mRDT	-	Malaria Rapid Diagnostic Test
PHC	-	Primary Health Centres
RDT	-	Rapid Diagnostic Test
RT-PCR	-	Reverse Transcriptase Polymerase Chain Reaction
SARS-CoV-2	-	Severe Acute Respiratory Syndrome Coronavirus 2
SPSS	-	Statistical Packages for Social Sciences
UCL	-	Upper Confidence Level
WHO	-	World Health Organization
WMA	-	World Medical Association

References

1. Reyburn H, Mbatia R, Drakeley C, Carneiro I, Mwakasungula E, Mwerinde O, et al. Overdiagnosis of malaria in patients with severe febrile illness in Tanzania: a prospective study. *BMJ*. 2004 Nov 18;329(7476):1212.
2. Bronzan RN, McMorro ML, Patrick Kachur S. Diagnosis of Malaria. *Mol Diagn Ther*. 2008 Sep 1;12(5):299–306.
3. Tangpukdee N, Duangdee C, Wilairatana P, Krudsood S. Malaria Diagnosis: A Brief Review. *Korean J Parasitol*. 2009 Jun;47(2):93–102.
4. Ciotti M, Ciccozzi M, Terrinoni A, Jiang WC, Wang CB, Bernardini S. The COVID-19pandemic. *Crit Rev Clin Lab Sci*. 2020 Aug 17;57(6):365–88.
5. Udugama B, Kadhiresan P, Kozlowski HN, Malekjahani A, Osborne M, Li VYC, et al. Diagnosing COVID-19: The Disease and Tools for Detection. *ACS Nano*. 2020 Apr 28;14(4):3822–35.
6. Di Gennaro F, Marotta C, Locantore P, Pizzol D, Putoto G. Malaria and COVID-19: Common and Different Findings. *Trop Med Infect Dis*. 2020 Sep;5(3):141.
7. Afzal A. Molecular diagnostic technologies for COVID-19: Limitations and challenges. *J Adv Res*. 2020 Nov 1;26:149–59.
8. Frontiers | Pausing the Fight Against Malaria to Combat the COVID-19Pandemic in Africa: Is the Future of Malaria Bleak? | Microbiology [Internet]. [cited 2021 Jan 20]. Available from: <https://www.frontiersin.org/articles/10.3389/fmicb.2020.01476/full>
9. Mwangi TW, Mohammed M, Dayo H, Snow RW, Marsh K. Clinical algorithms for malaria diagnosis lack utility among people of different age groups. *Trop Med Int Health*. 2005;10(6):530–6.
10. Oladosu OO, Oyibo WA. Overdiagnosis and Overtreatment of Malaria in Children That Presented with Fever in Lagos, Nigeria. *ISRN Infect Dis*. 2012 Jul 19;2013:e914675.
11. The impact of COVID-19pandemic on malaria elimination. *Parasite Epidemiol Control*. 2020 Nov 1;11:e00187.
12. Statistics – National Population Commission [Internet]. [cited 2022 May 10]. Available from: <https://nationalpopulation.gov.ng/statistics/>
13. WMA - The World Medical Association-WMA Declaration of Helsinki – Ethical Principles for Medical Research Involving Human Subjects [Internet]. [cited 2022 May 10]. Available from: <https://www.wma.net/policies-post/wma-declaration-of-helsinki-ethical-principles-for-medical-research-involving-human-subjects/>

14. World malaria report 2019 [Internet]. [cited 2021 Oct 27]. Available from: <https://www.who.int/publications-detail-redirect/9789241565721>
15. Haakenstad A, Harle AC, Tsakalos G, Micah AE, Tao T, Anjomshoa M, et al. Tracking spending on malaria by source in 106 countries, 2000–16: an economic modelling study. *Lancet Infect Dis*. 2019 Jul 1;19(7):703–16.
16. Lippi G, Simundic AM, Plebani M. Potential preanalytical and analytical vulnerabilities in the laboratory diagnosis of coronavirus disease 2019 (COVID-19). *Clin Chem Lab Med CCLM*. 2020 Jul 1;58(7):1070–6.
17. Olalekan A, Iwalokun B, Akinloye OM, Popoola O, Samuel TA, Akinloye O. COVID-19 rapid diagnostic test could contain transmission in low- and middle-income countries. *Afr J Lab Med*. 2020;9(1):1–8.
18. Hussein MIH, Albashir AAD, Elawad OAMA, Homeida A. Malaria and COVID-19: unmasking their ties. *Malar J*. 2020 Dec 23;19(1):457.
19. Diagnosing malaria and other febrile illnesses during the COVID-19 pandemic - The Lancet Global Health [Internet]. [cited 2021 Oct 27]. Available from: [https://www.thelancet.com/journals/langlo/article/PIIS2214-109X\(20\)30210-2/fulltext?dgcid=hubspot_email_newsletter_tlcoronavirus20&utm_campaign=tlcoronavirus20&utm_source=hs_email&utm_medium=email&utm_content=87066593&_hsenc=p2ANqtz-_6BvwprE25IOE6l4kjr8wbjcSOEz2gV_vYsaEHvnNizH73pZT8RP2GOOSo_Q3cvUrXPr1aNFqMIDs9W2BvN2c89Anpjw&_hsmi=87066593](https://www.thelancet.com/journals/langlo/article/PIIS2214-109X(20)30210-2/fulltext?dgcid=hubspot_email_newsletter_tlcoronavirus20&utm_campaign=tlcoronavirus20&utm_source=hs_email&utm_medium=email&utm_content=87066593&_hsenc=p2ANqtz-_6BvwprE25IOE6l4kjr8wbjcSOEz2gV_vYsaEHvnNizH73pZT8RP2GOOSo_Q3cvUrXPr1aNFqMIDs9W2BvN2c89Anpjw&_hsmi=87066593)
20. Malaria and COVID-19: commonalities, intersections and implications for sustaining malaria control [Internet]. [cited 2021 Oct 27]. Available from: <https://www.panafrican-med-journal.com/content/series/37/1/1/full/>
21. Uzochukwu BS, Ezeoke OP, Emma-Ukaegbu U, Onwujekwe OE, Sibeudu FT. Malaria treatment services in Nigeria: A review. *Niger Med J*. 2010 Jan 7;51(3):114.
22. Dan-Nwafor C, Ochu CL, Elimian K, Oladejo J, Ilori E, Umeokonkwo C, et al. Nigeria's public health response to the COVID-19 pandemic: January to May 2020. *J Glob Health*. 10(2):020399.
23. AfricaNews. Coronavirus - Nigeria: Launches COVID-19 Online Course on Infection Prevention and Control (IPC) [Internet]. *Africanews*. 2020 [cited 2021 Oct 27]. Available from: <https://www.africanews.com/2020/08/05/coronavirus-nigeria-launches-covid-19-online-course-on-infection-prevention-and-control-ipc/>
24. Chanda-Kapata P, Kapata N, Zumla A. COVID-19 and malaria: A symptom screening challenge for malaria endemic countries. *Int J Infect Dis*. 2020 May 1;94:151–3.

25. Nghochuzie NN, Olwal CO, Udoakang AJ, Amenga-Etego LNK, Amambua-Ngwa A. Pausing the Fight Against Malaria to Combat the COVID-19 Pandemic in Africa: Is the Future of Malaria Bleak? *Front Microbiol.* 2020;11:1476.

Table 1: Socio-demographic characteristics of primary health care workers

Variables (N=261)	n	%
Age-group (years)		
<30	23	8.8
30-39	35	13.4
40-49	114	43.7
≥50	89	34.1
Sex		
Male	27	10.3
Female	234	89.7
Level of education		
Secondary & below	19	7.3
Post-Secondary	242	92.7
Profession		
CHEW	103	39.5
CHOW	57	21.8
Nurse	49	18.8
Health attendant	22	8.4
Health Officer	23	8.8
Laboratory Scientist	4	1.5
Pharmacist	2	0.8
Doctor	1	0.4
Place of work		
Primary healthcare centre	235	90.0
Model Comprehensive health centre	12	4.6
Others	14	5.4
Years of experience (years)		
<10	37	14.2
≥10	224	85.8
Monthly income		
<₦30,000	58	22.2
≥₦30,000	203	77.8
Participated in IPC training* related to COVID-19 pandemic		
Yes	251	96.2
No	10	3.8
Trained on malaria diagnosis and treatment		
Yes	250	95.8
No	11	4.2
How recent is the training		
≤ 5 years	229	87.7
>5 years	32	12.3
Received online courses regarding Covid-19		
Yes	198	75.9
No	63	24.1

*IPC Training: Infection, Prevention and Control

medRxiv preprint doi: <https://doi.org/10.1101/2022.05.20.22275356>; this version posted May 22, 2022. The copyright holder for this preprint (which was not certified by peer review) is the author/funder, who has granted medRxiv a license to display the preprint in perpetuity. It is made available under a [CC-BY 4.0 International license](https://creativecommons.org/licenses/by/4.0/).

medRxiv preprint doi: <https://doi.org/10.1101/2022.05.20.22275356>; this version posted May 22, 2022. The copyright holder for this preprint (which was not certified by peer review) is the author/funder, who has granted medRxiv a license to display the preprint in perpetuity. It is made available under a [CC-BY 4.0 International license](#).

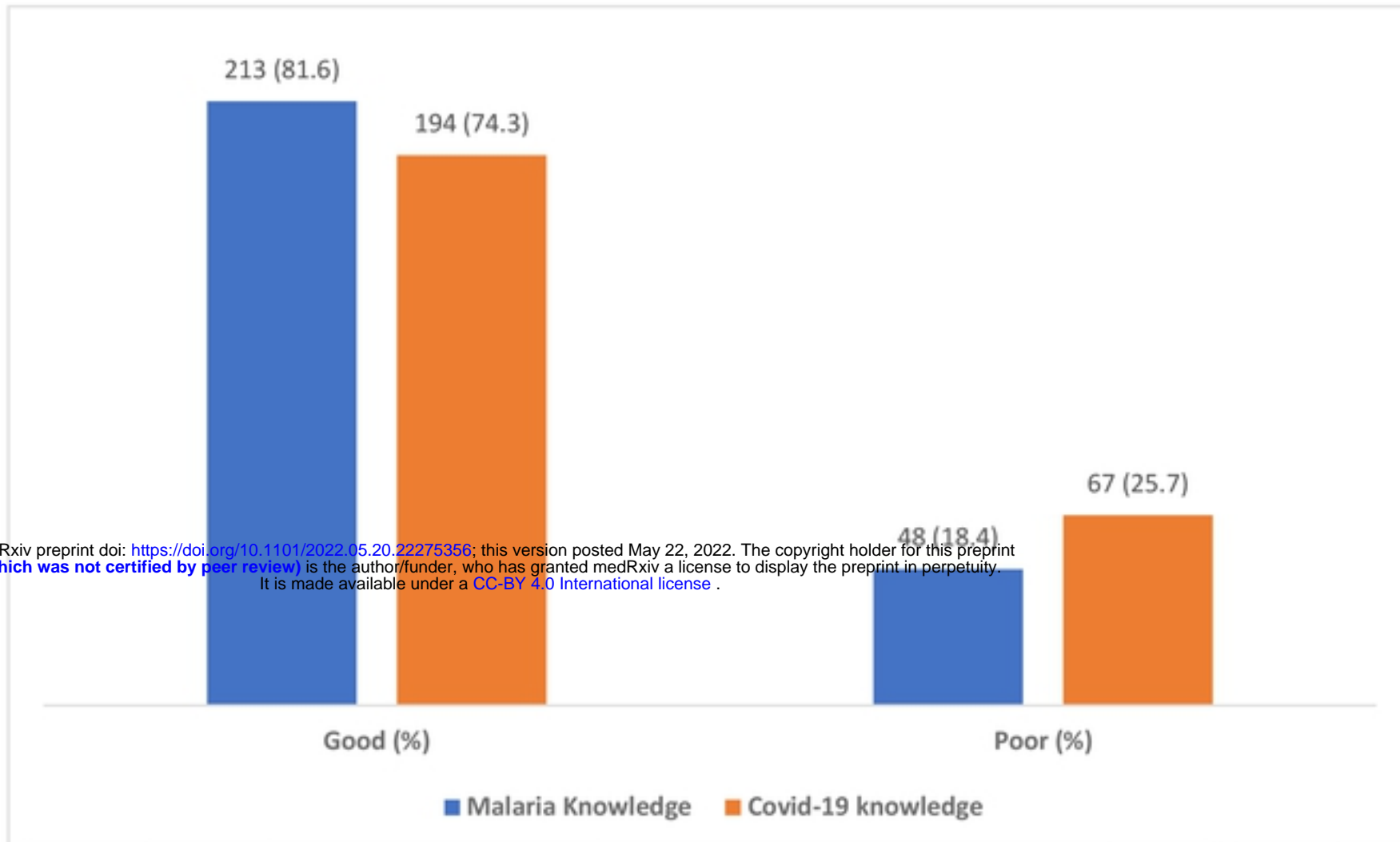


Figure 1: Overall knowledge score of primary healthcare workers on malaria and COVID-19.

medRxiv preprint doi: <https://doi.org/10.1101/2022.05.20.22275356>; this version posted May 22, 2022. The copyright holder for this preprint (which was not certified by peer review) is the author/funder, who has granted medRxiv a license to display the preprint in perpetuity. It is made available under a [CC-BY 4.0 International license](https://creativecommons.org/licenses/by/4.0/).

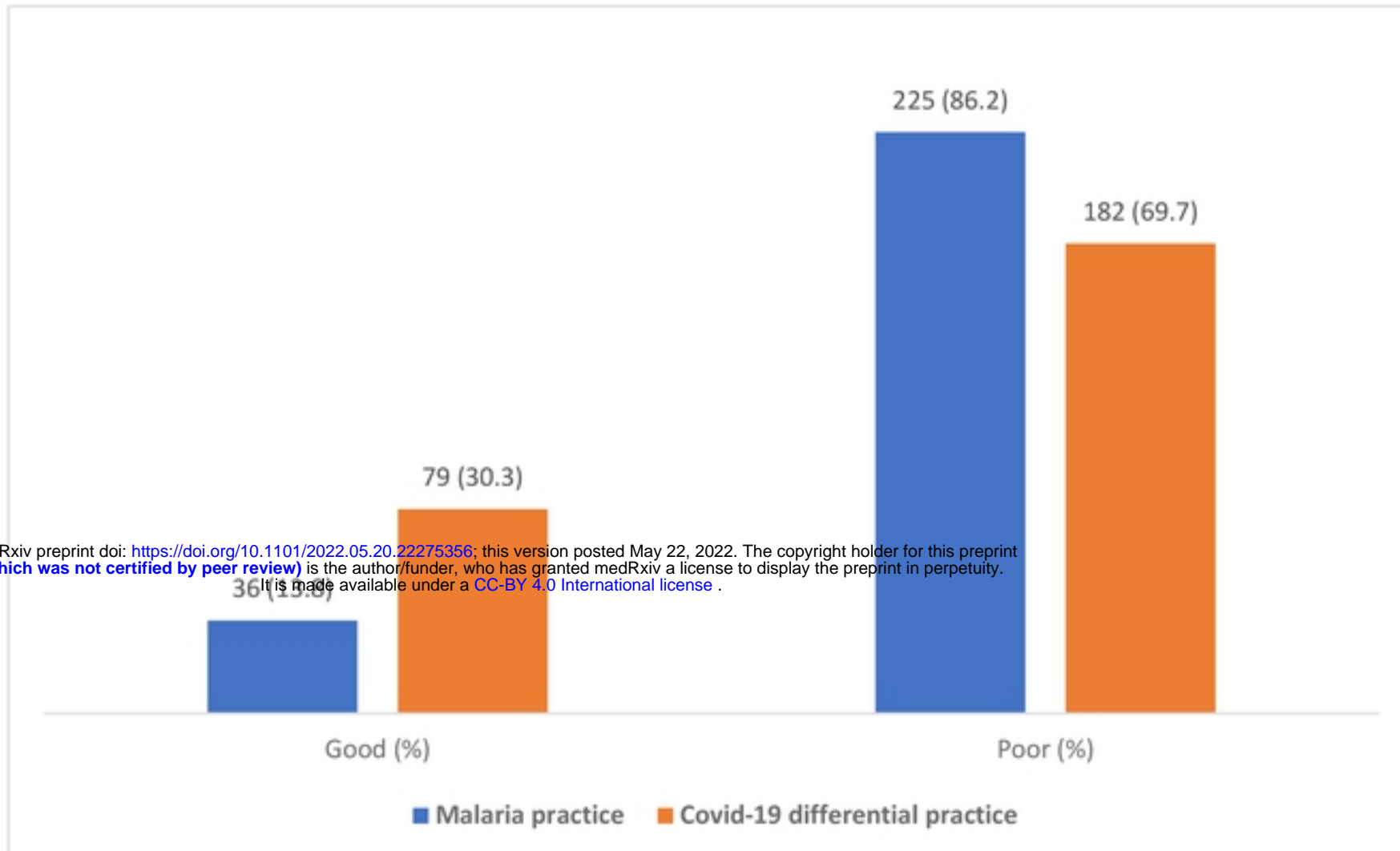


Figure 2: Overall practice score of primary healthcare workers on malaria and COVID-19 differential practice

medRxiv preprint doi: <https://doi.org/10.1101/2022.05.20.22275356>; this version posted May 22, 2022. The copyright holder for this preprint (which was not certified by peer review) is the author/funder, who has granted medRxiv a license to display the preprint in perpetuity. It is made available under a [CC-BY 4.0 International license](https://creativecommons.org/licenses/by/4.0/).

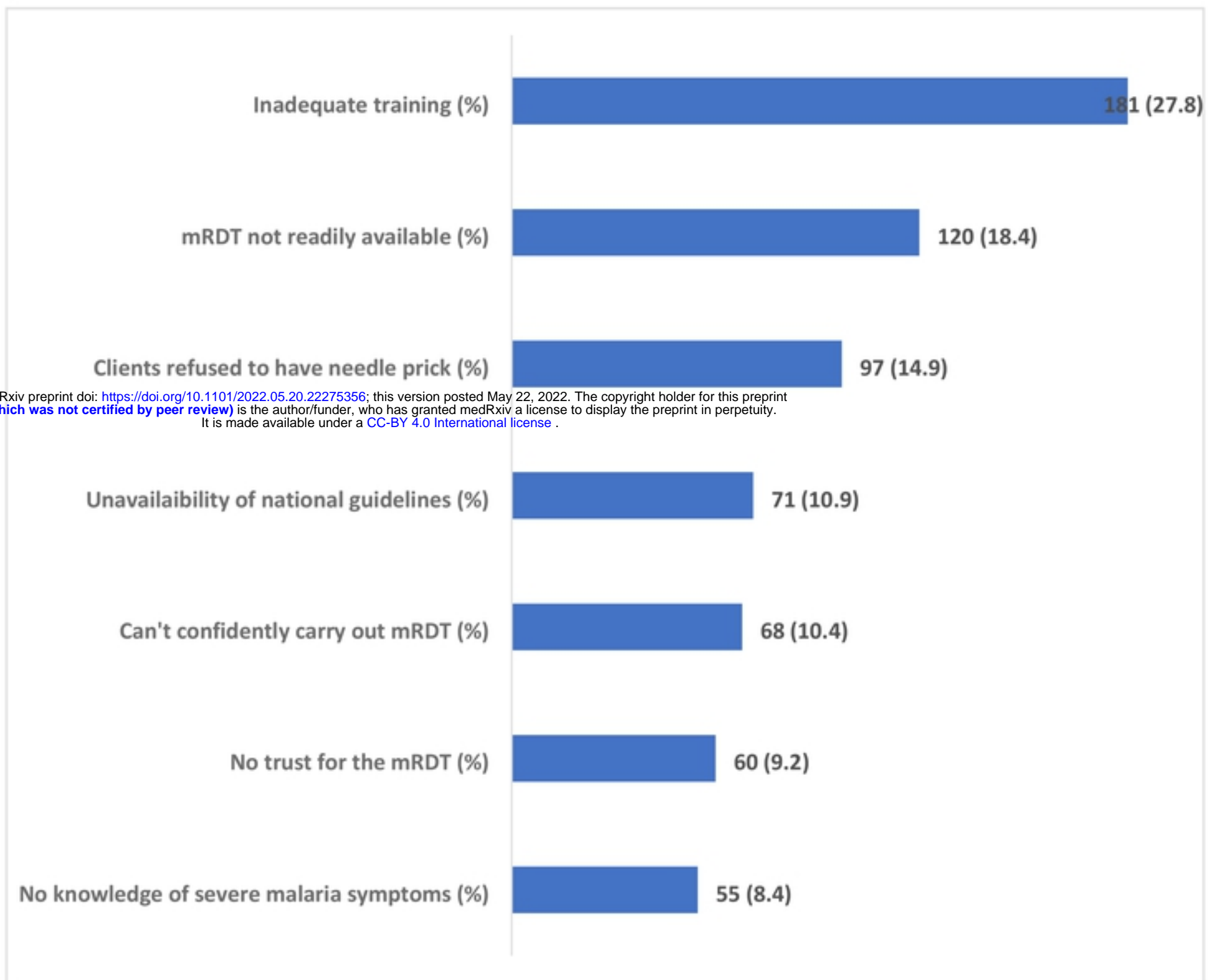


Figure 3: Challenges primary healthcare workers faced with malaria diagnosis

Table 2: Factors influencing malaria knowledge of healthcare workers

Variables (N=261)	Malaria knowledge		p-value	Unadjusted Odds Ratio	Adjusted Odds Ratio	95% CI of AOR (LCL-UCL)	p-value
	Good (%)	Poor (%)					
Age-group (years)							
<30	16 (69.6)	7 (30.4)	0.209	0.463	1.906	(0.348-10.429)	0.457
30-39	26 (74.3)	9 (25.7)		0.586	0.866	(0.234-3.207)	0.830
40-49	97 (85.1)	17 (14.9)		1.157	1.465	(0.630-3.403)	0.375
≥50 (ref)	74 (83.1)	15 (16.9)		1	1		
Sex							
Male	24 (88.9)	3(11.1)	0.302	1.905	3.401	(0.703-16.449)	0.128
Female (ref)	189 (80.8)	45(19.2)		1	1		
Level of education							
Secondary & below	147(71.7)	50(26.5)	0.054	1.665	0.594	(0.173-2.043)	0.408
Post-Secondary (ref)	199(82.2)	43(17.8)		1	1		
Profession							
Nurse	44(89.8)	5 (10.2)	0.101	2.239	1.787	(0.616-5.187)	0.286
Other health professional (ref)	169(79.7)	43(20.3)		1	1		
Place of work							
Primary healthcare centre	194(86.6)	41(17.4)	0.227	2.629	2.014	(0.493-8.225)	0.329
Model Comprehensive health centre	10(83.3)	2(16.7)		2.778	2.133	(0.244-18.613)	0.493
Others (ref)	9(64.3)	5(35.7)		1	1		
Years of experience							
<10	24(64.9)	13(35.1)	0.006*	0.342	0.290	(0.079-1.061)	0.061
≥10 (ref)	189(84.4)	35(15.6)		1	1		
Monthly Income							
<₦30,000	40(69.0)	18(31.0)	0.005*	0.385	0.652	(0.256-1.659)	0.369
≥₦30,000 (ref)	173(85.2)	30(14.8)		1	1		
IPC training related to COVID-19 pandemic							
Yes	208(82.9)	43(17.1)	0.009*	4.837	5.936	(1.265-27.857)*	0.024*
No (ref)	5(50.0)	5(50.0)		1	1		
Trained on malaria diagnosis and treatment							
Yes	205(82.0)	45 (18.0)	0.437	1.708	1.043	(0.207-5.248)	0.960
No (ref)	8(72.7)	3 (27.3)		1	1		
How recent is the training							
≤ 5 years	194(84.7)	35 (15.3)	0.001*	3.792	3.296	(1.367-7.946)*	0.008*
>5 years (ref)	19 (59.4)	13 (40.6)		1	1		
Received online courses regarding Covid-19							
Yes	160 (80.8)	38 (19.2)	0.554	0.794	0.481	(0.190-1.216)	0.122
No (ref)	53 (84.1)	10 (15.9)		1	1		

*Statistically significant at p<0.05; 95% CI of AOR: 95% confidence interval of Adjusted odds-ratio

medRxiv preprint doi: <https://doi.org/10.1101/2022.05.20.22275356>; this version posted May 22, 2022. The copyright holder for this preprint (which was not certified by peer review) is the author/funder, who has granted medRxiv a license to display the preprint in perpetuity. It is made available under a [CC-BY 4.0 International license](https://creativecommons.org/licenses/by/4.0/).

Table 3: Factors influencing COVID-19 Knowledge of healthcare workers

Variables (N=261)	COVID-19 Knowledge			Unadjusted Odds-ratio	Adjusted Odds-ratio	95% C I of AOR (LCL-UCL)	p-value
	Good (%)	Poor (%)	p-value				
Age-group (years)							
<30	15 (65.2)	8 (34.8)	0.193	0.616	1.303	(0.264-6.436)	0.746
30-39	22 (62.9)	13 (37.1)		0.556	1.114	(0.333-3.728)	0.861
40-49	90 (78.9)	24 (21.1)		1.231	1.449	(0.705-2.979)	0.313
≥50 (ref)	67 (75.3)	22 (24.7)		1	1		
Sex							
Male	18 (66.7)	9 (33.3)	0.336	0.659	0.730	(0.245-2.176)	0.572
Female (ref)	176 (75.2)	58 (24.8)		1	1		
Level of education							
Secondary & below	12 (63.2)	7 (36.8)	0.247	0.565	0.759	(0.265-2.180)	0.609
Post Secondary (ref)	182 (75.3)	60 (24.7)		1	1		
Profession							
Nurse	47 (95.9)	2 (4.1)	0.001*	10.391	10.501	(2.376-46.361)*	0.002*
Other health professional (ref)	147 (69.3)	65 (30.7)		1	1		
Place of work							
Primary healthcare centre	176 (74.9)	59 (25.1)	0.411	0.814	0.374	(0.086-1.638)	0.192
Model Comprehensive health centre	7 (58.3)	5 (41.7)		0.382	0.113	(0.015-0.859)*	0.035*
Others (ref)	11 (78.6)	3 (21.4)		1	1		
Years of experience (years)							
<10	23 (62.2)	14 (37.8)	0.067	0.509	0.573	(0.161-2.039)	0.390
≥10 (ref)	171 (76.3)	53 (23.7)		1	1		
Monthly income							
<₦30,000	38 (65.5)	20 (34.5)	0.081	0.572	0.737	(0.306-1.771)	0.495
≥₦30,000 (ref)	156 (76.8)	47 (23.2)		1	1		
IPC training related to COVID-19 pandemic							
Yes	188 (74.9)	63 (25.1)	0.290	1.989	1.113	(0.242-5.126)	0.891
No (ref)	6 (60.0)	4 (40.0)		1	1		
Trained on malaria diagnosis and treatment							
Yes	186 (74.4)	64 (25.6)	0.901	1.090	0.751	(0.164-3.444)	0.713
No (ref)	8 (72.7)	3 (27.3)		1	1		
How recent is the training							
≤ 5 years	174 (76.0)	55 (24.0)	0.102	1.898	1.723	(0.730-4.069)	0.215
>5 years (ref)	20 (62.5)	12 (37.5)		1	1		
Received online courses regarding Covid-19							
Yes	156 (78.8)	42 (21.2)	0.003*	2.444	2.324	(1.166-4.632*)	0.017*
No (ref)	38 (60.3)	25 (39.7)		1	1		

*Statistically significant at p<0.05; 95% CI of AOR: 95% confidence interval of Adjusted odds-ratio

medRxiv preprint doi: <https://doi.org/10.1101/2022.05.20.22275356>; this version posted May 22, 2022. The copyright holder for this preprint (which was not certified by peer review) is the author/funder, who has granted medRxiv a license to display the preprint in perpetuity. It is made available under a [CC-BY 4.0 International license](https://creativecommons.org/licenses/by/4.0/).

Table 4: Factors influencing malaria practice of healthcare workers

Variables (N=261)	Malaria practice		p-value	Unadjusted Odds-ratio	Adjusted Odds-ratio	95% C I of AOR	
	Good (%)	Poor (%)				(LCL-UCL)	p-value
Age-group (years)							
<30	4 (17.4)	19 (82.6)	0.634	1.871	11.236	(1.534-82.308)*	0.017*
30-39	6 (17.1)	29 (82.9)		1.839	4.388	(1.067-18.048)*	0.040*
40-49	17 (14.9)	97 (85.1)		1.558	1.926	(0.779-4.762)	0.156
≥50 (ref)	9 (10.1)	80 (89.9)		1	1		
Sex							
Male	5 (18.5)	22 (81.5)	0.452	1.488	0.939	(0.266-3.301)	0.921
Female (ref)	31 (13.2)	203 (86.8)		1	1		
Level of education							
Secondary & below	3 (15.8)	16 (84.2)	0.793	1.187	1.364	(0.346-5.373)	0.657
Post-Secondary (ref)	33 (13.6)	209 (86.4)		1	1		
Profession							
Nurse	10 (20.4)	39 (79.6)	0.136	1.834	1.885	(0.771-4.604)	0.164
Other health professional (ref)	26 (12.3)	186 (87.7)		1	1		
Place of work							
Primary healthcare centre	32 (13.6)	203 (86.4)	0.955	0.946	0.660	(0.119-3.672)	0.635
Model Comprehensive health centre	2 (16.7)	10 (83.3)		1.200	0.539	(0.053-5.462)	0.601
Others (ref)	2 (14.3)	12 (85.7)		1	1		
Years of experience (years)							
<10	4 (10.8)	33 (89.2)	0.570	0.727	0.406	(0.074-2.241)	0.301
≥10 (ref)	32 (14.3)	192 (85.7)		1	1		1
Monthly income							
<₦30,000	4 (6.9)	54 (93.1)	0.084	0.396	0.241	(0.057-1.009)	0.051
≥₦30,000 (ref)	32 (15.8)	171 (84.2)		1	1		1
IPC training related to COVID-19 pandemic							
Yes	35 (13.9)	216 (86.1)	0.723	1.458	2.372	(0.215-26.198)	0.481
No (ref)	1 (10.0)	9 (90.0)		1	1		
Trained on malaria diagnosis and treatment							
Yes	35 (14.0)	215 (86.0)	0.644	1.628	2.269	(0.240-21.418)	0.474
No (ref)	1 (9.1)	10 (90.9)		1	1		
How recent is the training							
≤ 5 years	33 (14.4)	196 (85.6)	0.439	1.628	1.244	(0.333-4.648)	0.745
>5 years (ref)	3 (9.4)	29 (90.6)		1	1		
Received online courses regarding Covid-19							
Yes	27 (13.6)	171 (86.4)	0.896	0.947	0.807	(0.334-1.949)	0.633
No (ref)	9 (14.3)	54 (85.7)		1	1		

*Statistically significant at p<0.05; 95% CI of AOR: 95% confidence interval of Adjusted odds-ratio

medRxiv preprint doi: <https://doi.org/10.1101/2022.05.20.22275356>; this version posted May 22, 2022. The copyright holder for this preprint (which was not certified by peer review) is the author/funder, who has granted medRxiv a license to display the preprint in perpetuity. It is made available under a [CC-BY 4.0 International license](https://creativecommons.org/licenses/by/4.0/).

medRxiv preprint doi: <https://doi.org/10.1101/2022.05.20.22275356>; this version posted May 22, 2022. The copyright holder for this preprint (which was not certified by peer review) is the author/funder, who has granted medRxiv a license to display the preprint in perpetuity. It is made available under a [CC-BY 4.0 International license](#).

Table 5: Factors influencing COVID-19 differential practice of healthcare workers

Variables (N=261)	COVID-19 differential practice			Unadjusted Odds-ratio	Adjusted Odds-ratio	95% C I of AOR (LCL-UCL)	p-value
	Good (%)	Poor (%)	p-value				
Age-group (years)							
<30	6 (26.1)	17 (73.9)	0.235	1.013	0.308	(0.060-1.581)	0.158
30-39	8 (22.9)	27 (77.1)		0.850	0.506	(0.145-1.759)	0.284
40-49	42 (36.8)	72 (63.2)		1.674	1.467	(0.754-2.853)	0.259
≥50 (ref)	23 (25.8)	66 (74.2)		1	1		
Sex							
Male	7 (25.9)	20 (74.1)	0.604	0.788	1.507	(0.490-4.636)	0.475
Female (ref)	72 (30.8)	162 (69.2)		1	1		
Level of education							
Secondary & below	6 (31.6)	13 (68.4)	0.897	1.068	1.244	(0.410-3.779)	0.700
Post-Secondary (ref)	73 (30.2)	169 (69.8)		1	1		
Profession							
Nurse	11 (22.4)	38 (77.6)	0.186	0.613	0.578	(0.261-1.281)	0.177
Other health professional (ref)	68 (32.1)	144 (67.9)		1	1		
Place of work							
Primary healthcare centre	73 (31.1)	162 (68.9)	0.403	2.704	4.398	(0.769-25.166)	0.096
Model Comprehensive health centre	4 (33.3)	8 (66.7)		3.000	5.358	(0.620-46.275)	0.127
Others (ref)	2 (14.3)	12 (85.7)		1	1		
Years of experience (years)							
<10	10 (27.0)	27 (73.0)	0.643	0.832	1.058	(0.295-3.798)	0.931
≥10 (ref)	69 (30.8)	155 (69.2)		1	1		
Monthly income							
<₦30,000	25 (43.1)	33 (56.9)	0.016*	2.090	3.989	(1.747-9.108)*	0.001*
≥₦30,000 (ref)	54 (26.6)	149 (73.4)		1	1		
IPC training related to COVID-19 pandemic							
Yes	76 (30.3)	175 (69.7)	0.985	1.013	0.275	(0.051-1.499)	0.136
No (ref)	3 (30.0)	7 (70.0)		1	1		
Trained on malaria diagnosis and treatment							
Yes	77 (30.8)	173 (69.2)	0.373	2.003	1.451	(0.249-8.467)	0.679
No (ref)	2 (18.2)	9 (81.8)		1	1		
How recent is the training							
≤5 years	74 (32.3)	155 (67.7)	0.054*	2.578	3.491	(1.185-10.288)*	0.023*
>5 years (ref)	5 (15.6)	27 (84.4)		1	1		
Received online courses regarding Covid-19							
Yes	69 (34.8)	129 (65.2)	0.004*	2.835	3.003	(1.340-6.734)*	0.008*
No (ref)	10 (15.9)	53 (84.1)		1	1		

*Statistically significant at $p < 0.05$; 95% CI of AOR: 95% confidence interval of Adjusted odds-ratio

medRxiv preprint doi: <https://doi.org/10.1101/2022.05.20.22275356>; this version posted May 22, 2022. The copyright holder for this preprint (which was not certified by peer review) is the author/funder, who has granted medRxiv a license to display the preprint in perpetuity. It is made available under a [CC-BY 4.0 International license](https://creativecommons.org/licenses/by/4.0/).