

1 **Type of article:** Original Article

2 **Title of the article:** Have the COVID-19 Pandemic and Lockdown Affected Children's Mental
3 Health in the Long Term? A Repeated Cross-Sectional Study.

4 **Running title:** Long-term impact of COVID-19 lockdown on children's mental health.

5 **Contributors:**

6 Manas Pustake¹, Sushant Mane¹⁻³, Mohammad Arfat Ganiyani¹, Sayan Mukherjee¹, Misba
7 Sayed¹, Varada Mithbavkar¹, Zaid Memon⁴, Abdus Samad Momin¹, Krishna Deshmukh¹,
8 Ayush Chordia¹, Sabyasachi Parida¹, Ajit Bhagwat¹, Alan Johnson¹, Deepankar Varma¹,
9 Sanket Warghade¹

10 **Department(s) and institution(s)**

11 1. Department of Pediatrics, Grant Government Medical College and Sir J.J. Group of
12 Hospitals, Mumbai, 400008, India.

13 2. Pediatric Asthma Clinic, Grant Government Medical College and Sir J.J. Group of
14 Hospitals, Mumbai, 400008, India.

15 3. Nodal Officer, Pediatric TB Division, Grant Government Medical College and Sir J.J.
16 Group of Hospitals, Mumbai, 400008, India.

17 4. Department of Community Medicine, Mahatma Gandhi Mission Medical College,
18 Navi Mumbai, 410 219, India.

19 **Corresponding Author:**

20 **Name:** Manas Pustake

21 **Address:** 230, Apna Boys' Hostel, JJ Hospital Campus, Byculla, Mumbai, India, 400008

22 **Phone numbers:** +919420420431

23 **Facsimile numbers:** -

24 **E-mail address:** pustakemanas@gmail.com

25 **Word counts:**

26 for abstract: 300

27 for the text: 4350

28 **Number of tables:** 5

29 **Number of Figures:** 2

30 **Keywords:** anxiety, depression, mental health, COVID-19, pandemic, lockdown

31

32 Have the COVID-19 Pandemic and Lockdown
33 Affected Children's Mental Health in the Long Term?
34 A Repeated Cross-Sectional Study.

35 **ABSTRACT:**

36 **Objective:** The study aimed to evaluate the impact of the COVID-19 pandemic on levels of
37 anxiety and depressive symptoms in children and adolescents.

38 **Design:** Cross-sectional surveys were carried out on the mental health of children; one
39 survey was conducted before the COVID-19 pandemic and one into the pandemic, 15
40 months after the implementation of lockdown, social distancing, and school closures.
41 Demographic data and COVID-19 pandemic-related data were collected from specific
42 parent-report and self-report questionnaires.

43 **Participants:** Participants included children and adolescents between ages 6-16 years,
44 attending a tertiary care hospital without any diagnosed major psychiatric disorder or
45 chronic disorder.

46 **Analysis:** Data was collected at two points (before the COVID-19 pandemic and during it)
47 and compared. Levels of anxiety and depressive symptoms were compared and tested for
48 statistically significant differences between these two points using appropriate statistical
49 tests. Regression models were constructed to predict the factors affecting increased anxiety
50 levels and depressive symptoms in the COVID-19 period.

51 **Results:** 832 and 1255 children/adolescents were included in the study during the pre-
52 COVID-19 and COVID-19 times, respectively. The median age of the participants was 10
53 years [Interquartile Range (IQR) = 4 years]. The median (IQR) Spence Children's Anxiety Scale
54 score was 24 (12) at the pre-COVID-19 point and 31 (13) during the COVID-19 pandemic
55 ($p < 0.001$, $r = -0.27$). 11% and 16% of children reported being depressed at these two-time
56 points, respectively ($p = 0.004$, $\phi_c = -0.063$). Regression analysis showed that many factors,
57 including the duration of smartphone use, female gender, and only child status, were
58 associated with increased anxiety or depression levels.

59 **Conclusion:** A large proportion of children had elevated anxiety and depressive symptoms
60 during the pandemic relative to before the pandemic, suggesting a need for measures to
61 engage children in healthy habits to protect children's mental health and continuous
62 monitoring of children during such scenarios.

63 **Keywords:** anxiety, depression, mental health, COVID-19, pandemic, lockdown.

64

65

66

67

68 **STRENGTHS AND LIMITATIONS:**

- 69 • With the availability of pre-pandemic data, the repeated cross-sectional study design
70 allowed us to compare the anxiety symptoms and prevalence of depression in
71 children and adolescents during and before the COVID-19 lockdown and school
72 closures.
- 73
- 74 • The study is one of the few studies from low-to-middle income countries on this
75 topic with large sample size.
- 76
- 77 • The data was collected hospital setting, and all of the participants were attending a
78 hospital, which could have resulted in a sampling bias. Although it is a tertiary care
79 hospital, all of the patients included in the study came to us for primary care and
80 were not referred.
- 81 • We used standardised scales that are usually used for screening and evaluation
82 purposes and not for diagnostic purposes.
- 83 • We were unable to perform a longitudinal study with a follow-up that would offer
84 clear evidence of any fluctuation in mental health during the course of the
85 pandemic.

86

87

88

89

90

91

92

93

94

95

96

97

98

99

100

101

102

103

104

105

106 **INTRODUCTION:**

107 Mental health is viewed as the most crucial parameter for a high quality of life,[1]. Mentally
108 healthy children can carry their enthusiasm and self-confidence into adulthood, giving them
109 the ability to deal with hardships.

110 The COVID-19 pandemic resulted in the first-ever long-term closure of schools from March
111 2020 to October 2021,[2,3]. The COVID-19 pandemic and its subsequent containment
112 measures, such as stay-at-home orders and quarantine, have had a detrimental effect on
113 the mental health of individuals of all ages,[4]. In India, schools were closed from the
114 beginning of the pandemic, with curricula transferred to an online platform within a month.
115 During this period, a strict lockdown with stay-at-home orders was in place. Subsequently,
116 from November 2020 to February 2021, recreational activities such as playgrounds and
117 sports were opened in a phased manner. Then came another lockdown due to the second
118 wave with strict stay-at-home orders, restricting all outdoor activities once again. The
119 schools remained completely online during this entire time,[5].

120 The present pandemic represents a novel, complex, and multifaceted psychosocial stressor
121 affecting children and adolescents' mental health,[6]. In the wake of the closure of schools,
122 social interactions and recreational activities outside of the home were highly restricted.
123 Playgrounds, parks, turfs, swimming pools, and dance classes were closed,[7]. A lack of
124 these activities caused by containment measures may affect children's psychological well-
125 being, particularly of vulnerable children,[8]. Parental stress might also have contributed to
126 these children's behavioural and psychological problems,[9]. Moreover, physical inactivity,
127 dietary imbalance, and poor sleeping habits probably have contributed to exacerbating this
128 problem, notably among impoverished and marginalised children and adolescents,[10–12].

129 The majority of primary evidence of the impact of flu and SARS/MERS outbreaks on mental
130 health comes from cross-sectional study designs. These studies report significant mental
131 health-related consequences such as psychological distress, anxiety, depression, and
132 fear,[13–15]. There are rapidly accumulating repeated cross-sectional and longitudinal
133 studies, including studies on children,[14,16–25]. Though there is much literature on the
134 psychological impacts of the pandemic, in a living systematic review of ample abstracts on

135 this topic, only a handful of abstracts were able to offer robust data on it, with very few
136 addressing the impact on children,[26].

137 The present study is one of the few studies from a low-to-middle-income country. Besides
138 this, the fact that the study was conducted in the country's worst-affected city adds to our
139 understanding of the impact on children's mental health. The present study design aimed to
140 compare symptoms of anxiety and depression before and during the pandemic. To broaden
141 our approach, as a secondary aim, we also tried to look at the factors significantly
142 associated with anxiety levels and depressive symptoms during the pandemic, such as
143 sociodemographic factors and behavioural factors.

144 **MATERIALS AND METHODS:**

145 ***Study Design:***

146 This study was a repeated cross-sectional study in which we included children and
147 adolescents at two different points in time. The first sample point was between February
148 13, 2020, and March 5, 2020, before India's countrywide strict lockdown and school closure.
149 The second sample point was between May 1, 2021, and July 7, 2021. The initial data
150 collection was carried out in the context of another cross-sectional study designed in similar
151 settings. Due to the pandemic and lockdown state, the recruitment of subjects was
152 temporarily suspended, and a decision was made to study the impact of lockdown on the
153 population already participating. As a result, the final data collection was done during the
154 second wave of COVID-19 lockdown, when social restrictions and school closures were in
155 place for 15 months. [Physical schools were strictly closed in India from March 2020 to
156 September 2021, shifting their routine curriculum to an online platform.] The data was
157 collected offline through in-person interviews with observing COVID-19 appropriate
158 behaviour.

159 ***Study Setting and Participants:***

160 The study was undertaken at a tertiary health centre in Mumbai, India. All children in the
161 age group 6-16 years visiting the outpatient and in-patient department of the paediatrics
162 department for general consultation, immunisation, or refilling for medications were
163 considered eligible for the study. Children who were previously diagnosed with any
164 psychiatric disorder or other major chronic disorder admitted for a serious illness or used

165 the medication that may affect the study results, such as atypical antipsychotics, were
166 excluded. Parents or children/adolescents (as applicable) were asked to fill out the
167 questionnaires on behalf of their children with the help of one of the investigators. Parent-
168 proxy data was collected for children under the age of 11, and older children were tested
169 with self-reports. However, considering the education, literacy, and ability to understand
170 and respond to questions, ad-hoc decisions were taken to change to a parent interview or
171 read out the questions to the parent/child in an interview format, if necessary. The
172 questions were read with the items in the first-person form if they were read aloud. The
173 investigators were highly trained medical students (final year or interns) who actively
174 participated in the meeting or translation process by discussing the scales and
175 questionnaire. Responses only from parents who had been with their child for more than six
176 months before data collection were collected.

177 ***Ethical Declaration:***

178 The study was approved by the institutional ethics committee of Grant Government Medical
179 College and Sir JJ Group of Hospitals, Mumbai (Document Nos.
180 IEC/Pharm/RP/387/Mar/2021 and IEC/Pharm/ICMR/59/Feb/2020). Children were recruited
181 for the study only after their guardian gave written informed consent, and the children
182 themselves gave assent for participation in the study. Children who had higher than cut-off
183 scores in the screening tests were referred to the psychiatry department for further
184 evaluation. Anthropometric parameters (viz. height and weight) were not measured
185 because doing so could have increased their risk of exposure to COVID-19, so appropriate
186 social distancing was maintained.

187 ***Measurements:***

188 The questionnaires used in this study were primarily divided into four components.

189 1. **Case Record Form:** It was a form containing concise basic information about the
190 socio-economic and demographic variables of the children and their families (like
191 age, education, type of family, address, occupation, income, etc.). It also consisted of
192 general questions like smartphone use, the child's academic performance (in
193 grades), recreational activity such as outdoor sports, and activity/exercise. The form

194 and additional details regarding the definitions of the terms used in this study can be
195 found in the supplementary materials. (Supplementary files 1 and 2).

196 2. **The Spence Child Anxiety Scale (SCAS)**,[27]: Anxiety levels were measured using the
197 SCAS. It is a scale that uses response options, scaled using a 4-point Likert scale. It is
198 used widely for assessing the anxiety levels of children and adolescents. This scale
199 has 44 items, 38 of which reflect anxiety symptoms and six of which are positive filler
200 items to avoid negative response bias. Within the questionnaire, items are assigned
201 at random. Children are asked to report the frequency with which they encounter
202 each symptom on a four-point scale: never (0), sometimes (1), often (2), and always
203 (3). The cut-off score for significant anxiety levels varies with age and gender. This
204 scale has been validated and widely used in various research settings, including
205 India, with an excellent internal consistency (Cronbach's alpha= 0.93),[28–31]. One
206 of the advantages of using this measure is the availability of a parent-reported
207 version.

208 3. **Centre for Epidemiological Studies—Depression Scale for Children (CES-DC)**,[32]:
209 This scale is a revised form of the Centre for Epidemiologic Studies Depression Scale.
210 It is a depression inventory of 20 items with possible sum scores varying from 0 to
211 60. In children and adolescents, a score of ≥ 15 suggests the presence of depressive
212 symptoms. The scale is found to have a high internal reliability (Cronbach's alpha =
213 0.84) and test/retest reliability ($r = 0.51$). This scale has been validated and widely
214 used in various research settings, including India,[28,33]. The availability of a parent-
215 proxy version is one of the benefits of using this measure.

216 4. A **special COVID-19 pandemic and lockdown related questionnaire** was devised by
217 our research team, which had the questions about the following— Whether any
218 parent is involved in anti-epidemic work/essential jobs, degree of worry of the
219 pandemic, implementation of precautionary measures by the child, whether a close
220 relative/friend infected with COVID-19 recently, whether a close relative/friend died
221 with COVID-19, whether the child is ever infected with COVID-19, whether the
222 parents yell at/beat their child, etc. The questionnaire is available in the
223 supplemental file. (Supplementary file 3). Our research team developed the
224 questionnaire after conducting a thorough literature review (including preprints).
225 Those parameters, which were significant in published studies, were included in the

226 questionnaire. We drew on relevant findings from these studies. Some questions
227 were also suggested by colleagues in our department who were conducting similar
228 types of studies (related to the pandemic). The investigators read out the questions
229 rather than allowing the participants to fill out the questionnaires for convenience
230 and avoid heterogeneity in the collected data.

231 All these questionnaires were made available in three languages, viz. English, Hindi, and
232 Marathi for patients to understand. The scales were either translated into native
233 languages as described below or the translated and validated version in the native
234 language was used, if available. The case record forms and COVID-19 related
235 questionnaire were first designed in native languages and then translated to English. All
236 the questionnaire components were used during both time points of the study except
237 the COVID-19 related questionnaire, which was employed only during the COVID-19
238 lockdown.

239 ***Translation:***

240 Three of the authors, who were fluent in all three languages, first translated the items from
241 English to Marathi and Hindi (for SCAS and CES-DC). Another author produced a back-
242 translation. The original was compared to the back-translated version, and minor
243 differences were resolved. The translated scale was evaluated and approved by a panel of
244 experts (two Psychiatrists and a Paediatrician).

245 ***Data Analysis:***

246 After collecting data, the data was entered into a spreadsheet using Microsoft Office Excel
247 2019 (Microsoft Corporation, WA, USA). Identifiable data were not entered into the
248 spreadsheet.

249 ***Statistical Analysis:***

250 For categorical variables, data were reported as absolute numbers and percentages.
251 Medians with interquartile range (IQR) were used to represent ordinal and numerical
252 variables that did not follow a normal distribution (tested with the Kolmogorov-Smirnov
253 test). The chi-square test (for qualitative variables), Mann-Whitney U test, and Kruskal-
254 Wallis H test (for comparing mean ranks between two groups if the normality was rejected)
255 were used to assess the differences between groups with continuous or ordinal variables. A

256 p-value <0.05 (2-tailed) was considered statistically significant. As appropriate, effect sizes
257 were described as Cramer's V and r measures.

258 CES-DC scores were categorised into depressed or non-depressed using the cut-off value as
259 CES-DC is a validated scale with a gender and age non-dependent cut-off of 15 points,
260 indicating clinically significant depressive symptoms,[34]. The SCAS scores were analysed as
261 scores for the following reasons – 1) SCAS has a cut-off that varies with age and gender, 2)
262 non-availability of standardised T-score sheets for certain age groups in our study, and 3) As
263 our primary objective was to study whether the pandemic has affected the anxiety levels in
264 children, which was achievable with the use of scores only. Multiple linear regression and
265 bivariate logistic regression analyses were used to assess the association between outcome
266 variables (the reported level of anxiety and significant depressive symptoms, respectively)
267 and potential predictors (use of a smartphone, friend or family infected with COVID-19,
268 observing COVID-19 appropriate behaviour, etc.) while adjusting for other identified
269 explanatory variables. The forward stepwise selection algorithm was used to run models,
270 and variables in the model were screened based on significance levels of the Wald inclusion
271 test statistic being less than 0.05. Correlation between numerical variables was performed
272 using Pearson's correlation test, and scatterplots were plotted. Median values and
273 groupwise distribution of numerical data were depicted in the violin plots. Statistical
274 analysis was performed using the IBM SPSS Statistics software (v26.0; IBM, Armonk, NY,
275 USA).

276 ***Patient and public involvement:***

277 Patients or the general public were not involved in our study's design, conduct, reporting, or
278 dissemination.

279 **RESULTS:**

280 ***Sociodemographic characteristics:***

281 The study included 843 children enrolled during the pre-COVID-19 study period and 1285
282 children enrolled during the COVID-19 lockdown period. Due to incomplete questionnaire
283 responses during the pre-COVID-19 and COVID-19 lockdown study periods, we excluded 11
284 and 30 enrolled children from the analysis, respectively. The participant flow diagram of the
285 study is depicted in Figure 1. The sociodemographic characteristics of the participants are

286 described in table 1 (Table 1). The median age of the children and adolescents who
287 participated was 9 (3) years and 10 (4) years at the two points, respectively. Females
288 constituted 53% of the total number of children and adolescents who participated. All the
289 participants were Asian (Indians) by ethnicity. In our sample, children (age 6-11 years) were
290 almost two-thirds of the total participants, whereas adolescents (age 12-16 years)
291 constituted the remaining participants. Around 86% of the participants' mothers were
292 literate, while the fathers had a literacy rate of 94.5%. The majority of the participants
293 resided in urban areas (84.6%) and were attending the outpatient department (77.8%) at
294 the time of data collection. 87.26% of the data was reported by parent proxy during the pre-
295 pandemic time, and 81.36% of data was parent-proxy during the pandemic time. We shifted
296 from the child-report to the parent-report version for 286 (45.68%) adolescents. 43 (2.06%),
297 69 (3.3%), and 1975 (94.63%) children were attending the hospital for immunisation,
298 refilling of medications and general consultation, respectively.

299 **TABLE 1 HERE**

300 **FIGURE 1 HERE**

301 ***Smartphone Usage:***

302 During the pre-COVID-19 period, the prevalence of smartphone use in children was 71%,
303 which increased drastically to 95% during the pandemic ($p < 0.001$). Moreover, the median
304 (IQR) smartphone use per day increased from 1 (1) hour to 4 (2) hours during the pandemic
305 ($p < 0.001$).

306 ***Responses to COVID-19 related questionnaire:***

307 The responses to COVID-19 related questions are depicted in supplementary table 1. 25% of
308 the children were worried "very much" about the pandemic, with 59% being "somewhat"
309 worried and 16% being "not worried." 80% of the participants reported observing COVID-19
310 appropriate behaviour, including the use of face masks and sanitisers. 5.4% of the children
311 had a history of infection with the coronavirus in the past.

312 ***Anxiety Levels of the participants before and during the pandemic:***

313 A comparison of anxiety levels using SCAS before and during the COVID-19 lockdown period
314 is shown in Table 2 (Table 2). There was a statistically significant difference with small to
315 medium effect in anxiety levels between these two groups ($p < 0.001$, effect size $r = -0.27$).
316 The median values and distributions of the SCAS scores are shown in violin plots with p-
317 values from the Mann-Whitney U test. (Supplementary Figure 1; Panels A-C). SCAS Scores
318 correlated weakly positively but statistically significantly with smartphone usage hours/day
319 (Pearson's $r = 0.209$, $p < 0.001$) and strongly but statistically significantly with CES-DC scores (r
320 $= 0.680$, $p < 0.001$). Scatterplots of the same are depicted in figure 2 (panels A and C).

321 **TABLE 2 HERE**

322 **FIGURE 2 HERE**

323 ***Depressive symptoms in the participants before and during the pandemic:***

324 A comparison across depressive and non-depressive groups using CES-DC before and during
325 the COVID-19 lockdown period is shown in Table 3 (Table 3). There was a statistically
326 significant difference with a weak effect size between groups with depression levels above the
327 cut-off score and those under the cut-off score before and during the COVID-19 lockdown
328 period ($p = 0.004$, $\phi_c = 0.067$). The distribution and median values of the CES-DC scores are
329 shown in violin plots with p-values from the Mann-Whitney U test. (Supplementary Figure 1;
330 Panels D-F) CES-DC Scores correlated very weakly positively but statistically significantly with
331 smartphone usage hours/day ($r = 0.108$, $p < 0.001$) (Figure 2; panels B and C).

332 **TABLE 3 HERE**

333 ***Factors associated with increased anxiety and depression during the pandemic:***

334 Regarding SCAS Scores, Mann-Whitney U and Kruskal–Wallis H test analyses showed that
335 seven variables had a significant difference in anxiety levels ($p < 0.05$), results of which are
336 shown in Supplementary Table 2. The factors which showed increased anxiety levels during
337 the pandemic included female gender ($p < 0.001$), only child status ($p = 0.035$), recreational
338 activities ($p < 0.001$), smartphone use (< 0.001), friends or family members infected with
339 COVID-19 ($p < 0.001$), observing COVID-19 appropriate behaviour ($p < 0.001$), and significant
340 depressive symptoms using CES-DC ($p < 0.001$). Additionally, we conducted a multiple linear
341 regression model to analyse further the significant factors associated with children's anxiety
342 levels. We obtained the following factors to construct a multiple linear regression model of

343 anxiety levels: Female gender ($p < 0.001$, β coefficient = 0.491), extended family ($p < 0.001$, β
344 coefficient = 0.111), single-parent family ($p = 0.001$, β coefficient = 0.042), smartphone use
345 duration ($p < 0.001$, β coefficient = 0.103), family member or friend infected with COVID-19
346 ($p < 0.001$, β coefficient = 0.210), observing COVID-19 appropriate behaviour ($p < 0.001$, β
347 coefficient = 0.247), and significant depressive symptoms using CES-DC ($p < 0.001$, β
348 coefficient = 0.416). Together, these variables explained 78.4% of the variance in the anxiety
349 levels. ($F = 652.035$, $p < 0.001$, $R^2 = 0.785$, Adjusted $R^2 = 0.784$) (Table 4).

350 **TABLE 4 HERE**

351 To evaluate the factors associated with having depressive symptoms in children, binary
352 logistic regression analysis was performed. We identified six factors as being significantly
353 associated with increased levels of children's clinical depressive symptoms: only-child status
354 ($p < 0.001$, OR=10.456), extended family ($p < 0.001$, OR=2.754), family members or friends
355 infected with COVID-19 ($p < 0.001$, OR=89.571), a family member or friend died due to
356 COVID-19 ($p = 0.032$, OR=5.016), observing COVID-19 appropriate behaviour ($p < 0.001$,
357 OR=73.763), higher SCAS scores ($p < 0.001$, OR=1.053), and smartphone usage duration
358 ($p = 0.029$, OR=1.186). However, no factor was significantly associated with decreased levels
359 of children's clinical depressive symptoms. (Table 5).

360 **TABLE 5 HERE**

361 ***Child Abuse:***

362 113 (9%) parents reported beating their children during the pandemic, and 335 (26.7%)
363 parents reported yelling at them.

364 **DISCUSSION:**

365 The present study on the long-term (>1 year) mental health impact of the COVID-19
366 pandemic and associated lockdown on children and adolescents is one of the few studies
367 from low-to-middle income countries. There have been quite a few studies in developed
368 countries regarding the long-term impact and fluctuation in children's mental health
369 symptoms during the pandemic,[35–38]. In this study, we found that levels of anxiety and
370 depressive symptoms increased considerably during the pandemic. We also found that the
371 prevalence of smartphone usage increased significantly during the pandemic. Only-child
372 status, extended family, family members or friends infected with COVID-19, a family

373 member or friend died due to COVID-19 infection, observing COVID-19 appropriate
374 behaviour, higher SCAS scores, and smartphone usage duration were the factors associated
375 with increased levels of depressive symptoms. No factor was significantly associated with
376 decreased levels of children's clinical depressive symptoms. Increased anxiety levels were
377 associated with female gender, extended family, single-parent family, higher smartphone
378 use duration, family member or friend infected with COVID-19, observing COVID-19
379 appropriate behaviour, and significant depressive symptoms using CES-DC.

380 The prevalence of depressive symptoms in our study rose from 11% pre-lockdown to 16%
381 during the lockdown. In the English National survey follow-up, mental health problems,
382 including depression, rose from 10.8% in 2017 to 16.0% in July 2020,[37]. In the
383 continuation of this survey in the second wave, the prevalence of mental health disorders
384 further increased to 17.4%,[36]. In another nationwide study in Germany, depression and
385 other mental health issues increased from 9.9% before the pandemic to 17.8% during the
386 pandemic,[39]. In other studies conducted during the lockdown, the prevalence of
387 depressive symptoms in children and adolescents varied from 18% to 41% during the
388 pandemic,[15,40,41]. Many cross-sectional studies conducted during the pandemic revealed
389 an increased incidence of anxiety during the lockdown, consistent with our findings,[15,42–
390 44]. However, they compared the prevalence to studies conducted before the
391 pandemic,[15,42,43].

392 Our findings suggest that the prevalence of smartphone use increased significantly during
393 the pandemic. This could be attributed to the children's social media use, video games,
394 online schooling, lectures, and digital homework. Many of the studies conducted during the
395 lockdown period have reported the association of smartphone use and internet addiction
396 with poor mental health,[24,45–47], in line with our study. Smartphone use leads to
397 unhealthy behaviours such as sedentary behaviour, a reduction in time dedicated to
398 academic learning, and the replacement of all other forms of social relations with the
399 smartphone (favouring a state of isolation and a tendency towards introversion),[48–51].
400 These factors were exacerbated during the pandemic, most likely contributing to increased
401 mental health problems. On the other hand, smartphones offer the advantage of allowing
402 youngsters to communicate with their acquaintances in real-time, promoting socialisation
403 while also delivering the benefit of distance schooling. Children may acquire information via

404 online resources such as encyclopaedias, internet searches, dictionaries, and educational
405 applications. The benefits of smartphones cannot be overstated, and with these balanced
406 benefits and drawbacks in mind, optimal usage of smartphones by children with parental
407 supervision should be encouraged.

408 Surprisingly, 9% of the parents reported beating their children, and 25% reported yelling at
409 them. It is thought that the pandemic has increased children's exposure to violence in their
410 homes and communities and hampered child safety services' ability to recognise and
411 respond to cases of abuse,[52]. Throughout the COVID-19 pandemic, however, police and
412 social service agencies have noted a decrease in reporting of such claims. School closures,
413 which kept children at home, may have aggravated these problems,[53]. The constant
414 interaction between perpetrators and victims might have increased the violence and made
415 reporting difficult. Preventative measures and assistance programs are required to address
416 these challenges.

417 The majority of earlier studies were conducted exclusively as online surveys during the early
418 stages of the pandemic because social interaction was restricted during the
419 lockdown,[14,20,24,31,54]. These studies are less credible than traditional offline
420 studies,[55] in which trained investigators interview participants one-on-one. These online
421 studies are more prone to a substantial sampling bias due to non-probability sampling in
422 which those who are more often in need are excluded,[56]. Furthermore, these online
423 surveys have primarily included the adolescent age groups rather than children. On the
424 contrary, in our study, children were more than adolescents [median age 10 (4) years]. The
425 repeated cross-sectional study design allowed us to compare anxiety and depression levels
426 in children and adolescents before and after the COVID-19 lockdown and school closures.
427 Our study used data from the same settings before the pandemic, removing any
428 confounding factors. Apart from these, we used two established and scientifically sound
429 questionnaires in our study, making it one of the strengths. Every study has its own set of
430 limitations, and ours is no exception. Because the data was collected in a hospital setting,
431 not all of the individuals included in the study were healthy. The children who participated
432 were visiting the hospital the mild sickness, immunisation or refilling of medications.
433 Enrolling healthy children was impractical because schools and playgroups were closed, and
434 we wanted to conduct an offline study, considering the sampling limitations of the other

435 online studies. There was no way to overcome this limitation, so we included the available
436 population. Another major limitation of the study is the lack of psychometric validation and
437 the subjective nature of the COVID-19 pandemic-related questionnaire. Studies are
438 necessary to develop and validate such questionnaires, which assess the general status of
439 children within the context of the pandemic. Moreover, our study did not have a pre-
440 considered hypothesis or study design, and there was an ad-hoc change in the pandemic
441 according to the circumstances. However, because we compared this data to children who
442 visited the same settings before the pandemic, we believe that these biases were
443 eliminated. Also, CES-DC assesses the depressive symptoms in the past week, and as many
444 of the children were attending hospital, the underlying disease may have caused the
445 depressive symptoms in the past week.

446 Despite these limitations, this study provides invaluable information on the psychological
447 status of the children in the worst-affected city in India more than a year after the outbreak
448 of COVID-19. Our findings could serve as a historical reference. Most importantly, our
449 findings highlight the need for psychological interventions to reduce psychological impact,
450 anxiety, depression, and stress during the COVID-19 pandemic, as well as provide a baseline
451 for evaluating prevention, control, and treatment efforts by all appropriate (government
452 and non-government) agencies for the remainder of the pandemic.

453 We were unable to perform a longitudinal study that would offer clear evidence of the
454 incidence of anxiety and depression during the study period, as well as the necessity for
455 targeted public health approaches and interventions required for the well-being of the
456 youngsters. A longitudinal study of this type may be developed to assess changes at the
457 individual level. Additionally, the long-term effects of COVID-19 lockdown on other
458 psychological aspects such as sleep disturbances, loneliness, and so on are unknown.
459 Studies focusing on these aspects can be designed in the future.

460 **CONCLUSION:**

461 Many children experienced increased anxiety and depression due to the 15-month-long
462 pandemic, lockdown, and school closures that followed, suggesting the need for
463 interventions that engage children in healthy habits that protect children's mental health
464 and for ongoing monitoring of children in such situations to help prevent future mental

465 health problems. Children's increased smartphone use in the lockdown was more associated
466 with psychosocial problems, so children and parents should be advised to encourage
467 children to limit smartphone use. Only-child status, extended family, family members or
468 friends infected with COVID-19, a family member or friend died due to COVID-19 infection,
469 observing COVID-19 appropriate behaviour, higher SCAS scores, and smartphone usage
470 duration were the factors associated with increased levels of depressive symptoms. No
471 factor was significantly associated with decreased levels of children's clinical depressive
472 symptoms. Higher anxiety levels were associated with female gender, extended family,
473 single-parent family, higher smartphone use duration, family member or friend infected
474 with COVID-19, observing COVID-19 appropriate behaviour, and significant depressive
475 symptoms using CES-DC. Our findings can help develop psychological interventions for the
476 promotion and resilience of mental health in the ongoing pandemic and similar future
477 conditions.

478 REFERENCES:

- 479 1 Kim C, Ko H. The impact of self-compassion on mental health, sleep, quality of life and life
480 satisfaction among older adults. *Geriatr Nurs* 2018;**39**:623–8.
481 doi:10.1016/j.gerinurse.2018.06.005
- 482 2 Covid-19: India school closures “catastrophic” for poor students - BBC News.
483 <https://www.bbc.com/news/world-asia-india-58432648> (accessed 11 Oct 2021).
- 484 3 Education: From disruption to recovery. UNESCO.
485 2020.<https://en.unesco.org/covid19/educationresponse> (accessed 15 Feb 2022).
- 486 4 Chen S. Psychological adjustment during the global outbreak of COVID-19: A resilience
487 perspective. *Psychological Trauma: Theory, Research, Practice, and Policy* 2020;**12**:S51.
488 doi:10.1037/tra0000685
- 489 5 Covid-19: India school closures "catastrophic" for poor students. BBC News.
490 2021.<https://www.bbc.com/news/world-asia-india-58432648> (accessed 15 Feb 2022).
- 491 6 Brooks SK, Webster RK, Smith LE, *et al.* The psychological impact of quarantine and how to
492 reduce it: rapid review of the evidence. *Lancet* 2020;**395**:912–20. doi:10.1016/S0140-
493 6736(20)30460-8
- 494 7 Maharashtra COVID lockdown: Offices, local trains, cinema halls — what's allowed, what's not.
495 [https://www.livemint.com/news/india/maharashtra-covid-lockdown-offices-transport-hotel-
496 what-s-allowed-what-s-not-11617547148962.html](https://www.livemint.com/news/india/maharashtra-covid-lockdown-offices-transport-hotel-what-s-allowed-what-s-not-11617547148962.html) (accessed 2 Feb 2022).
- 497 8 Pfefferbaum B. Challenges for Child Mental Health Raised by School Closure and Home
498 Confinement During the COVID-19 Pandemic. *Curr Psychiatry Rep* 2021;**23**:65.
499 doi:10.1007/s11920-021-01279-z

- 500 9 Yeasmin S, Banik R, Hossain S, *et al.* Impact of COVID-19 pandemic on the mental health of
501 children in Bangladesh: A cross-sectional study. *Child Youth Serv Rev* 2020;**117**:105277.
502 doi:10.1016/j.chilyouth.2020.105277
- 503 10 Fegert JM, Vitiello B, Plener PL, *et al.* Challenges and burden of the Coronavirus 2019 (COVID-19)
504 pandemic for child and adolescent mental health: a narrative review to highlight clinical and
505 research needs in the acute phase and the long return to normality. *Child Adolesc Psychiatry*
506 *Ment Health* 2020;**14**:20. doi:10.1186/s13034-020-00329-3
- 507 11 Kendler KS, Karkowski LM, Prescott CA. Causal relationship between stressful life events and the
508 onset of major depression. *Am J Psychiatry* 1999;**156**:837–41. doi:10.1176/ajp.156.6.837
- 509 12 Adverse consequences of school closures. UNESCO.
510 2020.<https://en.unesco.org/covid19/educationresponse/consequences> (accessed 15 Feb 2022).
- 511 13 Scobie G, Whitehead R. What are the impacts of past infectious disease outbreaks on non-
512 communicable health outcomes. *Edinburgh: Public Health Scotland* 2020;:3.
- 513 14 Zhou S-J, Zhang L-G, Wang L-L, *et al.* Prevalence and sociodemographic correlates of
514 psychological health problems in Chinese adolescents during the outbreak of COVID-19. *Eur*
515 *Child Adolesc Psychiatry* 2020;**29**:749–58. doi:10.1007/s00787-020-01541-4
- 516 15 Tang S, Xiang M, Cheung T, *et al.* Mental health and its correlates among children and
517 adolescents during COVID-19 school closure: The importance of parent-child discussion. *J Affect*
518 *Disord* 2021;**279**:353–60. doi:10.1016/j.jad.2020.10.016
- 519 16 Racine N, McArthur BA, Cooke JE, *et al.* Global Prevalence of Depressive and Anxiety Symptoms
520 in Children and Adolescents During COVID-19: A Meta-analysis. *JAMA Pediatr* 2021;**175**:1142–
521 50. doi:10.1001/jamapediatrics.2021.2482
- 522 17 Robinson E, Sutin AR, Daly M, *et al.* A systematic review and meta-analysis of longitudinal cohort
523 studies comparing mental health before versus during the COVID-19 pandemic in 2020. *J Affect*
524 *Disord* 2022;**296**:567–76. doi:10.1016/j.jad.2021.09.098
- 525 18 Orgilés M, Morales A, Delvecchio E, *et al.* Immediate Psychological Effects of the COVID-19
526 Quarantine in Youth From Italy and Spain. *Front Psychol* 2020;**11**:579038.
527 doi:10.3389/fpsyg.2020.579038
- 528 19 Garcia de Avila MA, Hamamoto Filho PT, Jacob FL da S, *et al.* Children's Anxiety and Factors
529 Related to the COVID-19 Pandemic: An Exploratory Study Using the Children's Anxiety
530 Questionnaire and the Numerical Rating Scale. *Int J Environ Res Public Health* 2020;**17**:E5757.
531 doi:10.3390/ijerph17165757
- 532 20 Jiao WY, Wang LN, Liu J, *et al.* Behavioral and Emotional Disorders in Children during the COVID-
533 19 Epidemic. *J Pediatr* 2020;**221**:264-266.e1. doi:10.1016/j.jpeds.2020.03.013
- 534 21 Singh S, Roy D, Sinha K, *et al.* Impact of COVID-19 and lockdown on mental health of children
535 and adolescents: A narrative review with recommendations. *Psychiatry Res* 2020;**293**:113429.
536 doi:10.1016/j.psychres.2020.113429
- 537 22 Saurabh K, Ranjan S. Compliance and Psychological Impact of Quarantine in Children and
538 Adolescents due to Covid-19 Pandemic. *Indian J Pediatr* 2020;:1–5. doi:10.1007/s12098-020-
539 03347-3

- 540 23 Pinar Senkalfa B, Sismanlar Eyuboglu T, Aslan AT, *et al.* Effect of the COVID-19 pandemic on
541 anxiety among children with cystic fibrosis and their mothers. *Pediatr Pulmonol* 2020;**55**:2128–
542 34. doi:10.1002/ppul.24900
- 543 24 Duan L, Shao X, Wang Y, *et al.* An investigation of mental health status of children and
544 adolescents in china during the outbreak of COVID-19. *J Affect Disord* 2020;**275**:112–8.
545 doi:10.1016/j.jad.2020.06.029
- 546 25 Colizzi M, Sironi E, Antonini F, *et al.* Psychosocial and Behavioral Impact of COVID-19 in Autism
547 Spectrum Disorder: An Online Parent Survey. *Brain Sci* 2020;**10**:E341.
548 doi:10.3390/brainsci10060341
- 549 26 The DEPRESSD Project. DEPRESSD Project. <https://www.depressd.ca/covid-19-mental-health>
550 (accessed 7 Feb 2022).
- 551 27 Spence SH. A measure of anxiety symptoms among children. *Behav Res Ther* 1998;**36**:545–66.
552 doi:10.1016/s0005-7967(98)00034-5
- 553 28 Omkarappa DB, Rentala S. Anxiety, depression, self-esteem among children of alcoholic and
554 nonalcoholic parents. *J Family Med Prim Care* 2019;**8**:604–9. doi:10.4103/jfm.pc.jfm.pc_282_18
- 555 29 Spence SH, Barrett PM, Turner CM. Psychometric properties of the Spence Children's Anxiety
556 Scale with young adolescents. *J Anxiety Disord* 2003;**17**:605–25. doi:10.1016/s0887-
557 6185(02)00236-0
- 558 30 Karande S, Gogtay N, Bala N, *et al.* Anxiety symptoms in regular school students in Mumbai City,
559 India. *J Postgrad Med* 2018;**64**:92–7. doi:10.4103/jpgm.JPGM_445_17
- 560 31 Orgilés M, Fernández-Martínez I, Guillén-Riquelme A, *et al.* A systematic review of the factor
561 structure and reliability of the Spence Children's Anxiety Scale. *Journal of Affective Disorders*
562 2016;**190**:333–40. doi:10.1016/j.jad.2015.09.055
- 563 32 Faulstich ME, Carey MP, Ruggiero L, *et al.* Assessment of depression in childhood and
564 adolescence: an evaluation of the Center for Epidemiological Studies Depression Scale for
565 Children (CES-DC). *Am J Psychiatry* 1986;**143**:1024–7. doi:10.1176/ajp.143.8.1024
- 566 33 Betancourt T, Scorza P, Meyers-Ohki S, *et al.* Validating the Center for Epidemiological Studies
567 Depression Scale for Children in Rwanda. *J Am Acad Child Adolesc Psychiatry* 2012;**51**:1284–92.
568 doi:10.1016/j.jaac.2012.09.003
- 569 34 Center for Epidemiological Studies Depression Scale for Children (CES-DC). NovoPsych.
570 2021.[https://novopsych.com.au/assessments/diagnosis/center-for-epidemiological-studies-](https://novopsych.com.au/assessments/diagnosis/center-for-epidemiological-studies-depression-scale-for-children-ces-dc/)
571 [depression-scale-for-children-ces-dc/](https://novopsych.com.au/assessments/diagnosis/center-for-epidemiological-studies-depression-scale-for-children-ces-dc/) (accessed 18 Jan 2022).
- 572 35 Co-Space Study. <https://cospaceoxford.org/> (accessed 15 Feb 2022).
- 573 36 Mental Health of Children and Young People in England 2021 - wave 2 follow up to the 2017
574 survey. NHS Digital. [https://digital.nhs.uk/data-and-information/publications/statistical/mental-](https://digital.nhs.uk/data-and-information/publications/statistical/mental-health-of-children-and-young-people-in-england/2021-follow-up-to-the-2017-survey)
575 [health-of-children-and-young-people-in-england/2021-follow-up-to-the-2017-survey](https://digital.nhs.uk/data-and-information/publications/statistical/mental-health-of-children-and-young-people-in-england/2021-follow-up-to-the-2017-survey) (accessed
576 15 Feb 2022).

- 577 37 Newlove-Delgado T, McManus S, Sadler K, *et al.* Child mental health in England before and
578 during the COVID-19 lockdown. *Lancet Psychiatry* 2021;**8**:353–4. doi:10.1016/S2215-
579 0366(20)30570-8
- 580 38 Young People's Mental Health during the COVID-19 Pandemic. NIHR School for Public Health
581 Research. 2020.[https://sphr.nihr.ac.uk/wp-content/uploads/2020/08/Young-Peoples-Mental-
582 Health-during-the-COVID-19-Pandemic-Report-Final.pdf](https://sphr.nihr.ac.uk/wp-content/uploads/2020/08/Young-Peoples-Mental-Health-during-the-COVID-19-Pandemic-Report-Final.pdf) (accessed 18 Mar 2022).
- 583 39 Ravens-Sieberer U, Kaman A, Erhart M, *et al.* Impact of the COVID-19 pandemic on quality of life
584 and mental health in children and adolescents in Germany. *Eur Child Adolesc Psychiatry*
585 Published Online First: 25 January 2021. doi:10.1007/s00787-021-01726-5
- 586 40 Panda PK, Gupta J, Chowdhury SR, *et al.* Psychological and Behavioral Impact of Lockdown and
587 Quarantine Measures for COVID-19 Pandemic on Children, Adolescents and Caregivers: A
588 Systematic Review and Meta-Analysis. *J Trop Pediatr* 2021;**67**:fmaa122.
589 doi:10.1093/tropej/fmaa122
- 590 41 Sama BK, Kaur P, Thind PS, *et al.* Implications of COVID-19-induced nationwide lockdown on
591 children's behaviour in Punjab, India. *Child Care Health Dev* 2021;**47**:128–35.
592 doi:10.1111/cch.12816
- 593 42 Zhang L, Zhang D, Fang J, *et al.* Assessment of Mental Health of Chinese Primary School Students
594 Before and After School Closing and Opening During the COVID-19 Pandemic. *JAMA Netw Open*
595 2020;**3**:e2021482. doi:10.1001/jamanetworkopen.2020.21482
- 596 43 Xie X, Xue Q, Zhou Y, *et al.* Mental Health Status Among Children in Home Confinement During
597 the Coronavirus Disease 2019 Outbreak in Hubei Province, China. *JAMA Pediatr* 2020;**174**:898–
598 900. doi:10.1001/jamapediatrics.2020.1619
- 599 44 Qin Z, Shi L, Xue Y, *et al.* Prevalence and Risk Factors Associated With Self-reported Psychological
600 Distress Among Children and Adolescents During the COVID-19 Pandemic in China. *JAMA Netw*
601 *Open* 2021;**4**:e2035487. doi:10.1001/jamanetworkopen.2020.35487
- 602 45 Serra G, Lo Scalzo L, Giuffrè M, *et al.* Smartphone use and addiction during the coronavirus
603 disease 2019 (COVID-19) pandemic: cohort study on 184 Italian children and adolescents. *Ital J*
604 *Pediatr* 2021;**47**:150. doi:10.1186/s13052-021-01102-8
- 605 46 Shah S, Kaul A, Shah R, *et al.* Impact of Coronavirus Disease 2019 Pandemic and Lockdown on
606 Mental Health Symptoms in Children. *Indian Pediatr* 2021;**58**:75–6.
- 607 47 Ren H, He X, Bian X, *et al.* The Protective Roles of Exercise and Maintenance of Daily Living
608 Routines for Chinese Adolescents During the COVID-19 Quarantine Period. *J Adolesc Health*
609 2021;**68**:35–42. doi:10.1016/j.jadohealth.2020.09.026
- 610 48 González-Bueso V, Santamaría JJ, Fernández D, *et al.* Association between Internet Gaming
611 Disorder or Pathological Video-Game Use and Comorbid Psychopathology: A Comprehensive
612 Review. *Int J Environ Res Public Health* 2018;**15**:E668. doi:10.3390/ijerph15040668
- 613 49 Schuurmans AAT, Nijhof KS, Vermaes IPR, *et al.* A Pilot Study Evaluating "Dojo," a Videogame
614 Intervention for Youths with Externalizing and Anxiety Problems. *Games Health J* 2015;**4**:401–8.
615 doi:10.1089/g4h.2014.0138

- 616 50 Fish MT, Russoniello CV, O'Brien K. The Efficacy of Prescribed Casual Videogame Play in
617 Reducing Symptoms of Anxiety: A Randomized Controlled Study. *Games Health J* 2014;**3**:291–5.
618 doi:10.1089/g4h.2013.0092
- 619 51 Schuurmans AAT, Nijhof KS, Engels RCME, *et al.* Using a Videogame Intervention to Reduce
620 Anxiety and Externalizing Problems among Youths in Residential Care: an Initial Randomized
621 Controlled Trial. *J Psychopathol Behav Assess* 2018;**40**:344–54. doi:10.1007/s10862-017-9638-2
- 622 52 Bhatia A, Fabbri C, Cerna-Turoff I, *et al.* Violence against children during the COVID-19
623 pandemic. *Bull World Health Organ* 2021;**99**:730–8. doi:10.2471/BLT.20.283051
- 624 53 Kourti A, Stavridou A, Panagouli E, *et al.* Domestic Violence During the COVID-19 Pandemic: A
625 Systematic Review. *Trauma Violence Abuse* 2021;:15248380211038690.
626 doi:10.1177/15248380211038690
- 627 54 S T, M X, T C, *et al.* Mental health and its correlates among children and adolescents during
628 COVID-19 school closure: The importance of parent-child discussion. *Journal of affective*
629 *disorders* 2021;**279**. doi:10.1016/j.jad.2020.10.016
- 630 55 Ball HL. Conducting Online Surveys. *J Hum Lact* 2019;**35**:413–7. doi:10.1177/0890334419848734
- 631 56 Pierce M, McManus S, Jessop C, *et al.* Says who? The significance of sampling in mental health
632 surveys during COVID-19. *The Lancet Psychiatry* 2020;**7**:567–8. doi:10.1016/S2215-
633 0366(20)30237-6

634 **Figure 1:** Participants flow diagram of patients visiting a tertiary care centre.

635 **Figure 2:** a) Scatterplot between SCAS scores and smartphone use per day (in hours)

636 b) Scatterplot between CES-DC scores and smartphone use per day (in hours)

637 c) Scatterplot between SCAS scores and CES-DC scores.

638

639 **Supplementary Figure 1:** a) Violin plots of SCAS scores for Children (median (solid square))
640 b) Violin plots of SCAS scores for Adolescents (median (solid square)); c) Violin plots of SCAS
641 scores for all participants (median (solid square)); d) Violin plots of CES-DC for Children
642 (median (solid square)); e) Violin plots of CES-DC scores for adolescents (median (solid
643 square)); f) Violin plots of CES-DC scores for all participants (median (solid square)); P-values
644 show the SCAS/CES-DC scores significantly differ before and during the COVID-19 pandemic
645 using Mann-Whitney U Test. *Significant

646

647

648

649

650

651

652

653

654

655

656

657

658

659

660

661 **Table 1:**

662 **Table 1:** Sociodemographic characteristics of the participants.

	Pre-COVID-19 (N = 832)	During the lockdown (N = 1255)	p-value
Gender			0.39 [§]
Male	401 (48.20%)	581 (46.29%)	
Female	431 (51.80%)	674 (53.71%)	
Age [Median (IQR)]	9 (3)	10 (4)	<0.001*†
Children (6-11 years)	636 (76.4%)	825 (65.7%)	
Adolescents (12-16 years)	196 (23.6%)	430 (34.3%)	
Type of Family			0.452 [§]
Nuclear	606 (72.84%)	940 (74.90%)	
Extended	209 (25.12%)	296 (23.59%)	
Single Parent	17 (02.04%)	19(01.51%)	
Only Child			0.710 [§]
No	750 (90.14%)	1125 (89.64%)	
Yes	82 (09.86%)	130 (10.36%)	
Education of Mother			0.879 [§]
Illiterate	118 (14.2%)	188 (15%)	
Primary School	168 (20.2%)	246 (19.6%)	
Secondary School	350 (42.1%)	513 (40.9%)	
High School And Above	196 (23.6%)	308 (24.5%)	
Education of Father			0.091 [§]
Illiterate	46 (5.5%)	81 (6.5%)	
Primary School	189 (22.7%)	286 (22.8%)	

Secondary School	282 (33.9%)	364 (29.0%)	
High School and Above	315 (37.9 %)	524 (41.8%)	
Report type			<0.001*[§]
Self-report	106 (12.74%)	234 (18.64%)	
Parent-proxy	726 (87.26%)	1021 (81.36%)	
Academic Grades			<0.001*[§]
A Grade	556 (66.83%)	915 (72.91%)	
B Grade	226 (27.16%)	235 (18.72%)	
C or D Grade	50 (06.01%)	105 (08.37%)	
Family Income; Median (IQR) (Lakh INR per annum)	5 (5)	5 (4)	0.284 [†]
Residence			0.028*[§]
Urban	627 (75.36%)	997 (79.44%)	
Rural	205 (24.64%)	258 (20.56%)	
Engages in recreational activities?			<0.001*[§]
No	266 (31.97%)	539 (42.95%)	
Yes	566 (68.03%)	716 (57.05%)	
Smartphone User			<0.001*[§]
No	245 (29.45%)	65 (05.18%)	
Yes	587 (70.55%)	1190 (94.82%)	
Smartphone Usage; Median (IQR) (hours/day)	1 (1)	4 (2)	<0.001*[†]
Inpatient/Outpatient			0.707 [§]
Outpatient	701 (84.25%)	1065 (84.86%)	
Inpatient	131 (15.75%)	190 (15.14%)	

***Significant, [§]Chi square Test, [†]Mann-Whitney U Test**

663

664

665

666

667

668

669

670

671

672

673

674

675

676 **Table 2:**

677 Table 2: Anxiety using SCAS before and after the COVID-19 lockdown by the groups.

	Pre-COVID-19 [Median (IQR)]	During the lockdown [Median (IQR)]	Effect size r	p-value [§]
Overall	24 (12)	31 (13)	-0.27	<0.001*
Gender				
Male	22 (15)	24 (7)	-0.08	0.008*
Female	27 (16)	36 (8)	-0.47	<0.001*
Age				
Children (6-11 years)	23 (12)	31 (13)	-0.44	<0.001*
Adolescents (12-16 years)	26 (12)	30 (12)	-0.19	<0.001*
Residence				
Urban	25 (12)	30 (12)	-0.24	<0.001*
Rural	20 (14)	31 (15)	-0.34	<0.001*
Inpatient/Outpatient				
Outpatient	24 (11)	30 (12)	-0.25	<0.001*
Inpatient	23 (14)	31 (14)	-0.34	<0.001*
Only Child				
No	24 (12)	31 (13)	-0.28	<0.001*
Yes	25 (12)	26 (5)	-0.10	0.116
Income; Median (IQR) (Lakh INR per annum)	5 (5)	5 (4)	-0.27	0.284†
Smartphone User				
No	14 (12)	30 (23)	-0.05	0.336

Yes	27 (9)	31 (13)	-0.18	<0.001*
Smartphone Usage time				
Mild (<2 hours)	24 (12)	30 (14)	-0.09	<0.001*
Moderate (3-5 hours)	25.5 (10)	31 (12)	-0.12	<0.001*
High (>6 hours)	-†	32 (14)	-	-
Type of Family				
Nuclear	25 (13)	30 (12)	-0.22	<0.001*
Extended	23 (12)	31 (14)	-0.39	<0.001*
Single Parent	24 (11)	30 (14)	-0.31	0.061
Engages in recreational activities?				
No	23 (12)	30 (12)	-0.25	<0.001*
Yes	24 (12)	31 (12)	-0.28	<0.001*
Academic Grades				
A Grade	23 (11)	31 (12)	-0.27	<0.001*
B Grade	25 (15)	31 (12)	-0.28	<0.001*
C or D Grade	25 (10)	30 (14)	-0.20	0.009*
*Significant, §Mann-Whitney U Test, †No child fitted the criteria				

678
679
680
681
682
683
684
685
686
687
688
689
690

Nuclear	70(11.55%)	536(88.45%)	124(13.19%)	816(86.81%)	1	0.024	0.024	0.342
Extended	24(11.48%)	185(88.52%)	72(24.32%)	224(75.68%)	1	0.161	0.161	<0.001*
Single Parent	1(5.88%)	16(94.12%)	4(21.05%)	15(78.95%)	1	0.219	0.219	0.342
Engages in recreational activities?								
No	30(11.28%)	236(88.72%)	79(14.66%)	460(85.34%)		0.046	0.046	0.188
Yes	65(11.48%)	501(88.52%)	121(16.9%)	595(83.1%)		0.076	0.076	0.006*
Academic Grades								
A Grade	62(11.15%)	494(88.85%)	145(15.85%)	770(84.15%)		0.065	0.065	0.012*
B Grade	27(11.95%)	199(88.05%)	38(16.17%)	197(83.83%)		0.061	0.061	0.193
C or D Grade	6(12%)	44(88%)	17(16.19%)	88(83.81%)		0.055	0.055	0.493
								*Significant

700

701

702

703

704

705

706

707

708

709

710

711

712

713

714

715

716

717

718

719

720

721

722 **Table 4:**

723 Table 4: Factors associated with the anxiety levels of respondents during the COVID-19
724 outbreak (N = 1255).

725

Model	Unstandardised Coefficients		Standardised Coefficients Beta	t	p-value
	B	Std. Error			
(Constant)	3.480	0.654		5.320	<0.001*
Significant depressive symptoms using CES-DC	0.673	0.025	0.416	26.469	<0.001*
Female Gender	13.619	0.385	0.491	35.366	<0.001*
Observing COVID-19 appropriate behaviour	8.536	0.464	0.247	18.396	<0.001*
Friend or Family member infected with COVID-19	5.963	0.414	0.210	14.387	<0.001*
Extended Family type	3.620	0.436	0.111	8.299	<0.001*
Smartphone Usage Hours	0.917	0.118	0.103	7.770	<0.001*
Single parent family	4.771	1.490	0.042	3.202	0.001*

F = 652.035, p < 0.001, R²=0.785, Adjusted R²=0.784.
***Significant**
 Note: Forward stepwise selection procedure was employed to select the multiple linear model.

726

727

728

729

730

731

732

733

734

735

736

737

738

739 **Table 5:**

740 Table 5: Factor associated with increased levels of clinical depressive symptoms of children
741 in the COVID-19 pandemic. (N=1255)

Variables	p-value	OR	95% CI for OR	
			Lower Bound	Upper Bound
Only Child Status				
Yes	<0.001*	10.456	4.860	22.493
No	-	1		
Type of family				
Nuclear	-	1		
Extended	<0.001*	2.754	1.578	4.806
Single Parent	0.217	3.909	0.449	34.045
Friend or family member ever infected with COVID-19?				
Yes	<0.001*	89.571	37.851	211.960
No	-	1		
Friend or family member died due to COVID-19 infection?				
Yes	0.032*	5.016	1.151	21.866
No	-			
Observing COVID-19 appropriate behaviours?				
Yes	<0.001*	73.763	14.624	372.045
No	-	1		
SCAS Scores[§]	<0.001*	1.053	1.036	1.070

Smartphone Usage Hours[§]	0.029*	1.186	1.017	1.382
Constant	<0.001	<0.001		
Note: Forward stepwise selection procedure was employed to select the model from variables listed in Table 1 (the sociodemographic characteristics), Supplementary table S1 (contents of the COVID-related information), as well as levels of anxiety and smartphone usage. §Continuous Variables				

742

743

744

745

746 **Ethics Committee Clearance:** Obtained.

747 **Date obtained:** 31/03/2021

748 **IEC Clearance Number:** IEC/Pharm/RP/387/Mar/2021

749 **Ethics Committee:** Institutional Ethics Committee, Grant Govt. Medical College & Sir JJ

750 Group of Hospitals, Byculla, Mumbai – 400008

751 **Conflicts of Interest:** Authors declare no conflicting interests.

752 **Acknowledgements:** We would like to thank the Department of Public Health and Statistics

753 of Grant Govt. Medical College and Ankush Jadhav from the Department of Biostatistics,

754 NDMVP College Of Pharmacy, Nashik, for their expertise and assistance with the study's

755 statistical analysis. We would also like to thank the Department of Psychiatry and

756 Department of Pharmacology, Grant Government Medical College and Sir JJ Group of

757 Hospitals, Mumbai for their guidance and help. We also would like to thank the Indian

758 Council of Medical Research, for guiding the students through their short-term studentship

759 program.

760 **Funding Information:** This research received no specific grant from any funding agency in

761 public, commercial or not-for-profit sectors.

762 **Data Availability Statement:**

763 The data that support the findings of this study are available from the corresponding author

764 upon reasonable request.

765 **Contribution Details**

766 Conceptualisation, MP and SM.; methodology, MP, SM, and MAG; Data collection, MP, SM,
767 MAG, SAM, MS, VM, ZM, AM, AC, KD, SP, AJ, SW, DV, AB validation, MP, SM, MAG, SAM,
768 MS, VM, ZM, AM, AC, KD, SP, AJ, SW, DV, AB.; formal analysis MP, SM, MAG, SAM, MS, VM,
769 ZM, AM, AC, KD, AB.; data curation.; writing—original draft preparation, MP, SM, and MAG;
770 writing—review and editing, MP, SM, MAG, SAM, MS, VM, ZM, AM, AC, KD, SP, AJ, SW, DV,
771 AB; supervision, MP, SM, and MAG.; project administration, MP, SM and MAG. All authors
772 have read and agreed to the published version of the manuscript.
773

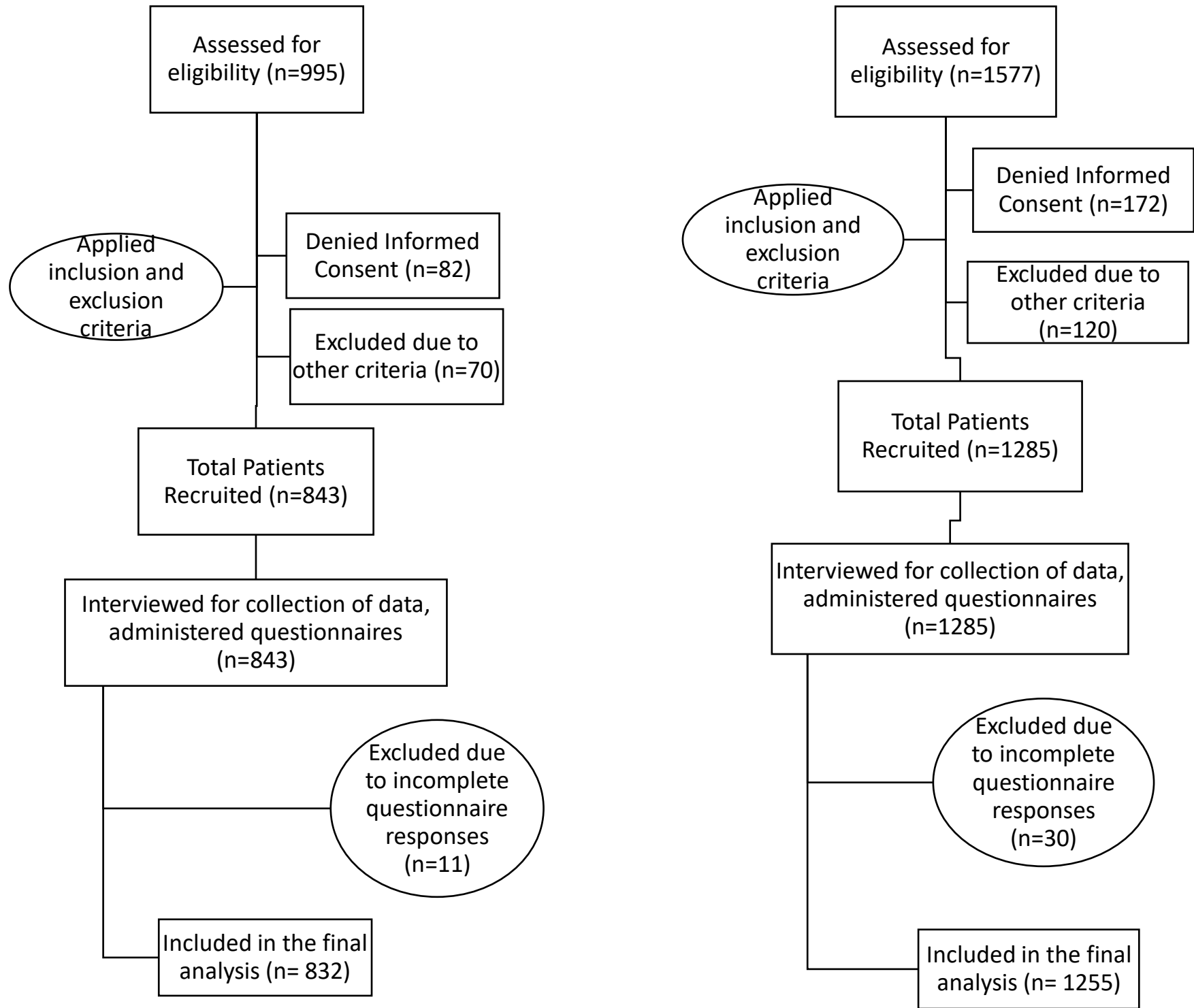
ENROLLMENT

DATA COLLECTION

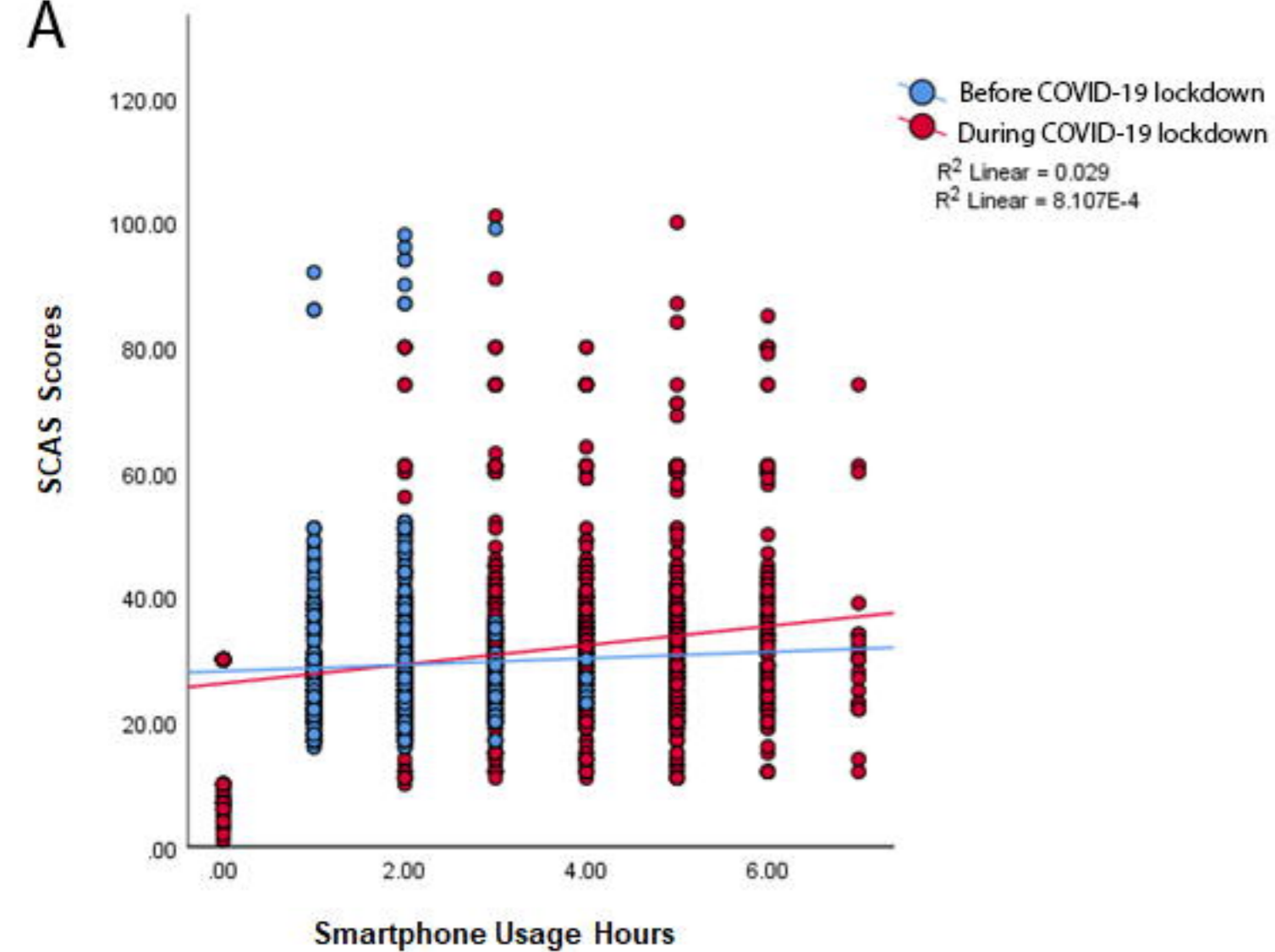
ANALYSIS

Pre-COVID-19 Period

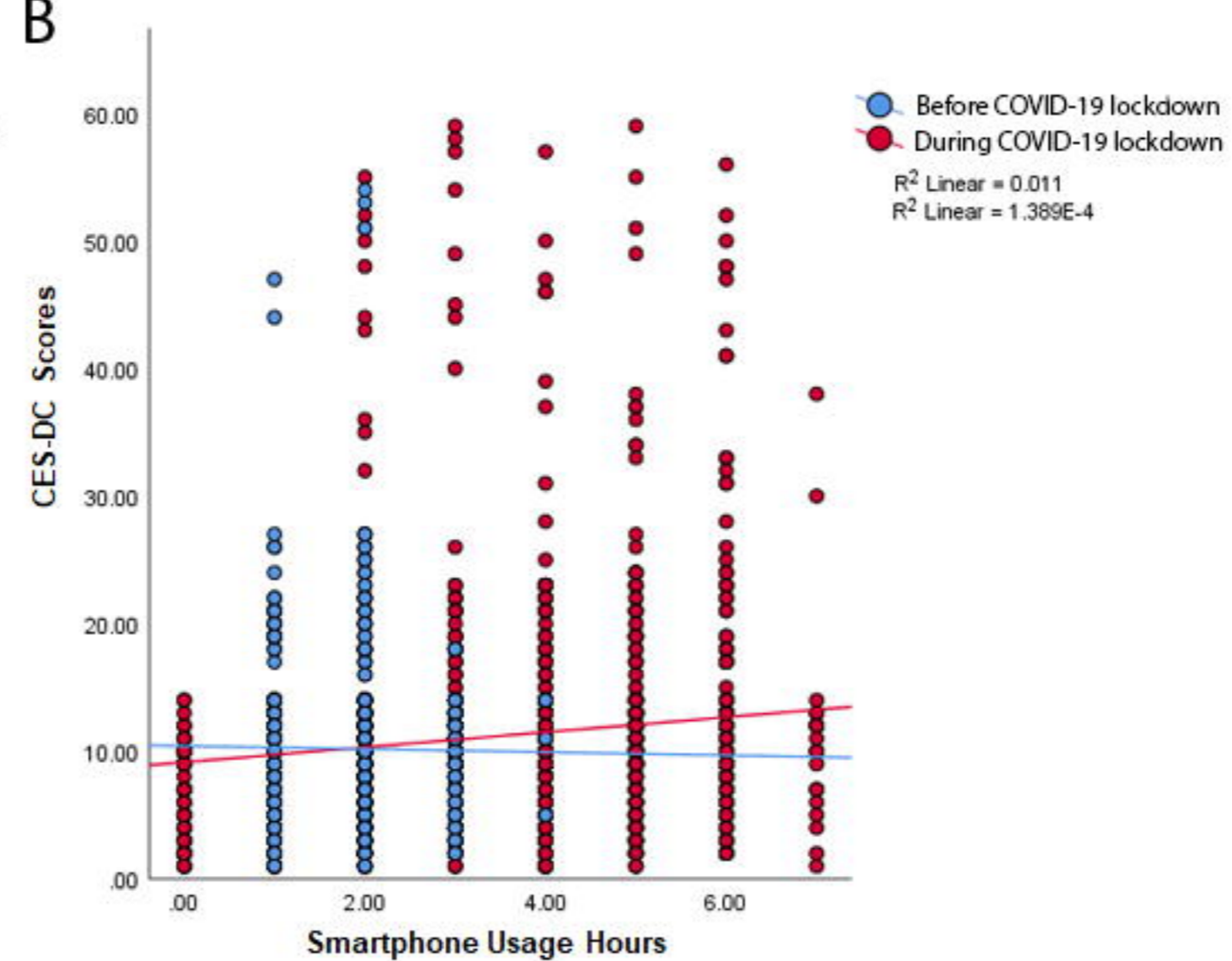
COVID-19 Lockdown Period



A



B



C

