

1 Vaccine effectiveness against SARS-CoV-2 infection and COVID-19-related
2 hospitalization with the Alpha, Delta and Omicron SARS-CoV-2 variants: a
3 nationwide Danish cohort study

4 Mie Agermose Gram^{1*}, Hanne-Dorthe Emborg¹, Astrid Blicher Schelde¹, Nikolaj Ulrik Friis¹, Katrine FINDERUP
5 Nielsen¹, Ida Rask Moustsen-Helms¹, Rebecca Legarth², Janni Uyen Hoa Lam², Manon Chaine², Aisha Zahoor
6 Malik², Morten Rasmussen³, Jannik Fonager³, Raphael Niklaus Sieber⁴, Marc Stegger⁴, Steen Ethelberg^{1,5},
7 Palle Valentiner-Branth¹, Christian Holm Hansen¹

8 Affiliations

9 ¹ Department of Infectious Disease Epidemiology and Prevention, Statens Serum Institut, Copenhagen,
10 Denmark.

11 ² Division of Infectious Disease Preparedness, Data Integration and Analysis, Statens Serum Institut,
12 Copenhagen, Denmark.

13 ³ Department of Virus Research and Development Laboratory, Virus and Microbiological Special Diagnostics,
14 Statens Serum Institut, Copenhagen, Denmark.

15 ⁴ Department of Bacteria, Parasites, and Fungi, Statens Serum Institut, Copenhagen, Denmark.

16 ⁵ Department of Public Health, Global Health Section, University of Copenhagen, Copenhagen, Denmark.

17

18 Corresponding author

19 MIAG@ssi.dk (MIAG)

20

NOTE: This preprint reports new research that has not been certified by peer review and should not be used to guide clinical practice.

21 Abstract

22 Background

23 The continued occurrence of more contagious SARS-CoV-2 variants and waning immunity over time require
24 ongoing re-evaluation of the vaccine effectiveness (VE). This study aimed to estimate the effectiveness in two
25 age groups (12-59 and 60 years or above) of two and three vaccine doses (BNT162b2 mRNA or mRNA-1273
26 vaccine) by time since vaccination against SARS-CoV-2 infection and COVID-19-related hospitalization in an
27 Alpha, Delta and Omicron dominated period.

28 Methods

29 A Danish nationwide cohort study design was used to estimate VE against SARS-CoV-2 infection and COVID-
30 19-related hospitalization with the Alpha, Delta and Omicron variants. Information was obtained from
31 nationwide registries and linked using a unique personal identification number. The study included all
32 residents in Denmark aged 12 years or above (18 years or above for the analysis of three doses) in the Alpha
33 (February 20 to June 15, 2021), Delta (July 4 to November 20, 2021) and Omicron (December 21, 2021 to
34 January 31, 2022) dominated periods. VE estimates including 95% confidence intervals (CIs) were calculated
35 using Cox proportional hazard regression models with adjustments for age, sex and geographical region.
36 Vaccination status was included as a time-varying exposure.

37 Findings

38 In the oldest age group, VE against infection after two doses was 91.0% (95% CI: 88.5; 92.9) for the Alpha
39 variant, 82.2% (95% CI: 75.3; 87.1) for the Delta variant and 39.9% (95% CI: 26.4; 50.9) for the Omicron variant
40 14-30 days since vaccination. The VE waned over time and was 71.5% (95% CI: 54.7; 82.8), 49.8% (95% CI:
41 46.5; 52.8) and 4.7% (95% CI: 0.2; 8.9) >120 days since vaccination against the three variants, respectively.
42 Higher estimates were observed after the third dose with VE estimates against infection of 86.0% (Delta, 95%
43 CI: 83.3; 88.3) and 57.6% (Omicron, 95% CI: 55.8; 59.4) 14-30 days since vaccination. Among both age groups,

44 VE against COVID-19-related hospitalization 14-30 days since vaccination with two or three doses was 94.8%
45 or above for the Alpha and Delta variants, whereas among the youngest age group, VE estimates against the
46 Omicron variant after two and three doses were 62.4% (95% CI: 46.3; 73.6) and 89.8% (95% CI: 87.9; 91.3),
47 respectively.

48 **Conclusions**

49 Two vaccine doses provided high protection against SARS-CoV-2 infection and COVID-19-related
50 hospitalization with the Alpha and Delta variants with protection waning over time. Two vaccine doses
51 provided only limited protection against SARS-CoV-2 infection and COVID-19-related hospitalization with the
52 Omicron variant. The third vaccine dose substantially increased the protection against Delta and Omicron.

53

54 **Background**

55 Mass vaccination of the population is a key strategy to manage the coronavirus disease 2019 (COVID-19)
56 pandemic. However, breakthrough severe acute respiratory syndrome coronavirus 2 (SARS-CoV-2) infections
57 in vaccinated individuals still present a public health challenge (1-3). Multiple studies have assessed COVID-
58 19 vaccine effectiveness (VE) against SARS-CoV-2 infection and severe COVID-19-related outcomes (4-10). A
59 systematic review and meta-regression demonstrated that the VE against SARS-CoV-2 infection and
60 symptomatic disease decreased more than against severe disease six months after two doses (9). However,
61 all the included studies were carried out before the circulation of the Omicron variant (9). The SARS-CoV-2
62 variants B.1.1.7 (Alpha), B.1.617.2 (Delta) and B.1.1.529 (Omicron) caused rapid increase of SARS-CoV-2
63 infections worldwide (11) and were classified as variants of concern (VOC) by the World Health Organization
64 (12). Continued emergence of new variants and waning immunity by time since vaccination (3) requires
65 ongoing evaluation of the VE to inform future vaccination strategies. A Danish preprint study has estimated
66 the protection of COVID-19 mRNA vaccines against infection or hospitalization with the Omicron variant and

67 observed relatively poor protection against infection but high VE against COVID-19-related hospitalization
68 after the third dose (13). However, previous studies have observed differences in the VE against SARS-CoV-2
69 infection with the Alpha, Delta and Omicron variants (4-10) and only few large-scale studies have compared
70 VE against all three variants (10). Despite variation between the variants, a previous study of the risk of
71 hospitalization and death associated with the Delta and Omicron variants observed a significant variation
72 with age (14). The aim of this study was to estimate the effectiveness of two and three doses of the BNT162b2
73 mRNA (Pfizer/BioNTech) or mRNA-1273 (Moderna) vaccine against SARS-CoV-2 infection and COVID-19-
74 related hospitalization in an Alpha, Delta and Omicron dominant period by time since vaccination in two age
75 groups (12-59 years and 60 years or above).

76

77 **Methods**

78 Study design and setting

79 We conducted a nationwide cohort study in Denmark. All residents in Denmark are registered in the Danish
80 Civil Registration System (CRS) with a unique personal identification number (CPR number), which is used in
81 all national registries, enabling individual-level linkage between registries (15).

82

83 **The Danish COVID-19 vaccination program**

84 The rollout of COVID-19 vaccines in Denmark was initiated on December 27, 2020. The BNT162b2 mRNA
85 vaccine from Pfizer/BioNTech and the mRNA-1273 vaccine from Moderna are part of the Danish vaccination
86 program. In Denmark, all residents aged 5 years or above are offered two vaccine doses, and those aged 18
87 years or above are offered a third vaccine dose 4.5 months after the second dose. Denmark has continuously
88 received vaccines during the COVID-19 vaccination rollout. However, relatively few vaccines were available
89 in the initial phase. Hence, the Danish Health Authority determined the order in which population groups

90 were offered vaccination. The populations initially prioritized for COVID-19 vaccination were the most
91 vulnerable citizens and frontline healthcare workers whereas the younger population was invited later (16).

92

93 **SARS-CoV-2 testing**

94 One of Denmark's main strategies for handling the COVID-19 epidemic was mass testing including unlimited
95 access to free-of-charge SARS-CoV-2 RT-PCR tests at either community testing facilities or hospitals, and rapid
96 antigen tests at a community level. As part of the re-opening of Denmark, a recent negative RT-PCR or rapid
97 antigen test was required for unvaccinated individuals to access indoor public facilities (from March 1 to
98 October 1, 2021, and again from November 11, 2021 to February 1, 2022). These initiatives have ensured a
99 high testing rate for SARS-CoV-2, and the rate of RT-PCR testing in the Danish population is among the highest
100 in the world (11). During the entire study period, it was recommended that a positive rapid antigen test was
101 verified by RT-PCR.

102

103 Study population

104 The study population included all residents in Denmark aged 12 years or above (18 years or above for three
105 doses) in an Alpha, Delta and an Omicron dominant period. Individuals aged 5-11 years were offered
106 vaccination later and vaccinated with a smaller dose than individuals aged 12 years or above (19). Therefore,
107 we did not included individuals younger than 12 years in the study. Individuals vaccinated with other COVID-
108 19 vaccines than BNT162b2 mRNA or mRNA-1273 were censored at the time of vaccination. Individuals with
109 a reverse transcription polymerase chain reaction (RT-PCR)-confirmed SARS-CoV-2 infection before the start
110 of the study periods and those without any tests during the three variant periods were excluded from the
111 analyses. Only the first positive PCR-test was included.

112 Assessment of exposure

113 All administered COVID-19 vaccines are registered in the Danish Vaccination Registry (DVR) on an individual
114 level, identified by the CPR number (17). Information on the date of vaccine administration and name of the
115 vaccine product was retrieved from the DVR (17).

116

117 Assessment of outcomes (SARS-CoV-2 infection and COVID-19-related hospitalization)

118 The Danish Microbiology Database (MiBa) receives, in real-time, copies of all laboratory test results from all
119 clinical microbiology departments in Denmark (18). During the COVID-19 pandemic, community-testing
120 facilities were established across the nation, and in early 2021, it became mandatory for private vendors
121 performing SARS-CoV-2 testing to report electronically to MiBa (18). Data on all positive laboratory-
122 confirmed RT-PCR tests were extracted from MiBa (18). Information on rapid antigen tests was not included
123 in this study due to moderate sensitivity in asymptomatic patients compared with RT-PCR (19).

124 All hospitalizations are registered in an individually identifiable format in the Danish National Patient Registry
125 with date of admission and discharge as well as diagnoses coded according to the International Classification
126 of Diseases, 10th revision (ICD-10) (20). A COVID-19-related hospital admission was defined as any new
127 admission lasting at least 12 hours and occurring between two days before and 14 days after the sample date
128 where SARS-CoV-2 infection with either the Alpha, Delta or Omicron variant was detected.

129

130 Covariates

131 Information on age (5-years-intervals), sex (male/female) and geographical region (Capital Region of
132 Denmark/Central Denmark Region/Northern Denmark Region/Region Zealand/Region of Southern Denmark)
133 was included as covariates for the association between COVID-19 vaccination and SARS-CoV-2 infection or
134 COVID-19-related hospitalization. Information on all covariates was extracted from the CRS registry (15).

135

136 Statistical analysis

137 Characteristics of the study population were described using proportions and stratified by vaccination status.

138 Time until SARS-CoV-2 infection (both asymptomatic and symptomatic) or COVID-19-related hospitalization

139 were analyzed in three periods where the relevant variant accounted for at least 75% of all whole-genome

140 sequenced (WGS) RT-PCR confirmed cases: Alpha (February 20 to June 15, 2021), Delta (July 4 to November

141 20, 2021) and Omicron (December 21, 2021 to January 31, 2022) (Fig 1).

142 Separate models were fitted to estimate the VE for the two outcomes, SARS-CoV-2 infection and COVID-19-

143 related hospitalization, and separately for the analysis of two and three doses. Event rates in the vaccinated

144 and unvaccinated exposure groups were compared using hazard ratios estimated in a Cox regression model

145 adjusted for age group, sex and geographical region, with calendar time as the underlying time scale to

146 control for temporal variations in the infection rate. VE was estimated as 1 minus the hazard ratio.

147 Vaccinated individuals were followed from the start of the study or the date of assumed protection after the

148 second or third vaccine dose, i.e. 14 days since vaccination. All individuals remained in follow-up until the

149 date of SARS-CoV-2 infection, booster vaccination (third dose), death, emigration or the end of study period,

150 whichever occurred first. Unvaccinated individuals remained in follow-up from the start of the study and until

151 the date of their first vaccination, death, emigration, SARS-CoV-2 infection or end of the study, whichever

152 occurred first.

153 Exposure status was categorized as either unvaccinated or vaccinated with the last dose administered in the

154 past 14-30 days, 31-60 days, 61-90 days, 91-120 days or >120 days. Time falling outside of these categories

155 was not included in the analysis. Data were analyzed using SAS version 9.4.

156

157 Ethical considerations

158 According to Danish law, ethical approval is not required for anonymized aggregated register-based studies.

159 The study adheres to the Strengthening the Reporting of Observational Studies in Epidemiology (STROBE)

160 (Table S1 STROBE checklist) (21).

161

162 Results

163 In the Delta dominant period, fewer individuals aged 60 years or above were unvaccinated compared to the

164 Alpha dominant period. In the Omicron dominant period, the majority in both age groups was vaccinated

165 with two or three doses. In the Alpha and Delta dominant period, the median age within each age group was

166 slightly lower in the unvaccinated individuals compared to individuals vaccinated with two or three doses.

167 Across all periods and age groups, the majority of the study population was vaccinated with the BNT162b2

168 mRNA vaccine (84.9-98.0%) (Table 1).

169

170 Table 1. Characteristics of the study population by vaccination status.

171

172 From a high proportion of all SARS-CoV-2 infections, with a median of 77% and 87% mid (<3,000 Ns) and high

173 quality (>150 Ns) genomes were obtained using whole-genome sequencing (WGS) during the Alpha and Delta

174 periods (Fig 1) as previously described (22). A lower median proportion was whole-genome sequenced during

175 the Omicron period (6%) (Fig 1) due to the very high SARS-CoV-2 infection rate and a WGS capacity of 15,000

176 samples per week (23). However, samples were randomly selected for WGS by an algorithm from all positive

177 samples with cycle threshold (Ct) values below 35.

178

179 Fig 1. Percentage of whole-genome sequenced samples and the distribution of SARS-CoV-2 variants by
180 sample date.

181

182 The elderly were the first to be vaccinated with both the second and the third dose (Fig 2). Overall, the
183 vaccination coverage was high in the study population. The vaccination coverage on January 31, 2022 for two
184 doses was 85% among individuals aged 12-59 and 95% in those 60 years or older. The vaccination coverage
185 on January 31, 2022 for three doses was 64% and 90% among individuals aged 18-59 and 60 years or above,
186 respectively. Therefore, few individuals contributed with follow-up time as unvaccinated (reference group),
187 especially in the Delta and Omicron dominant periods (Fig 2).

188

189 Fig 2. Percentage vaccinated with two doses of BNT162b2 mRNA or mRNA-1273 by age groups.

190 Fig 3. Percentage vaccinated with three doses of BNT162b2 mRNA or mRNA-1273 by age groups.

191

192 **Vaccine effectiveness against SARS-CoV-2 infection after two doses**

193 In the Alpha dominant period among individuals aged 60 or above, VE after two doses was 91.0% (95% CI:
194 88.5; 92.9) 14-30 days since vaccination. The estimates for the subsequent time periods decreased and were
195 71.5% (95% CI: 54.7; 82.1) >120 days since vaccination. In comparison, the two dose VE against SARS-CoV-2
196 infection with the Delta variant in individuals aged 60 years or above was 82.2% (95% CI: 75.3; 87.1) at 14-30
197 days since vaccination. Subsequently, the VE estimates decreased to 49.8% (95% CI: 46.5; 52.8) >120 days
198 since vaccination. Slightly higher estimates were observed among individuals aged 12-59 years, where VE
199 against SARS-CoV-2 infection with the Delta variant was 92.2% (95% CI: 91.8; 92.6) 14-30 days since
200 vaccination and decreased to 64.9% (95% CI: 64.0; 65.8) >120 days since vaccination. Markedly lower two
201 dose VE estimates were observed against SARS-CoV-2 infection with the Omicron variant for both age groups.

202 Among individuals aged 12-59 years, VE was 39.8% (95% CI: 38.4; 41.2) 14-30 days after vaccination. The
203 estimates decreased to 13.2% (95% CI: 12.5; 13.9) >120 days since vaccination. Similar estimates but with
204 wider CIs were observed among individuals aged 60 years or above (Table 2 and Fig 4).

205

206 Table 2. Adjusted vaccine effectiveness of two doses BNT162b2 mRNA or mRNA-1273 against SARS-
207 CoV-2 infection with the Alpha, Delta and Omicron variants by age groups (12-59 years and 60 years
208 or above).

209

210 Fig 4. Adjusted vaccine effectiveness against SARS-CoV-2 infection after two doses BNT162b2 mRNA
211 or mRNA-1273 by SARS-CoV-2 variants and age groups.

212

213 **Vaccine effectiveness against SARS-CoV-2 infection after three doses**

214 Similar to the VE estimates after two doses, the VE after three doses was markedly lower against SARS-CoV-
215 2 infection with the Omicron variant than that against the Alpha and Delta variants, although the VE against
216 the Omicron variant was higher after three than after two doses and with less waning by time since
217 vaccination (Table 2 and Table 3). Among individuals aged 18-59 years, VE against SARS-CoV-2 infection with
218 the Delta variant was 89.5% (95% CI: 87.7; 91.0) 14-30 days since vaccination and 83.5% (95% CI: 69.4; 91.1)
219 61-90 days since vaccination. Similar estimates were observed among individuals aged 60 years or above. In
220 comparison, for individuals aged 18-59 years, VE after three doses against SARS-CoV-2 infection with the
221 Omicron variant was 55.2% (95% CI: 54.7; 55.6) 14-30 days since vaccination and 49.9% (95% CI: 46.5; 53.1)
222 >120 days since vaccination. Among individuals aged 60 years or above, VE against SARS-CoV-2 infection with
223 the Omicron variant after three doses was 57.6% (95% CI: 55.8; 59.4) 14-30 days since vaccination and 52.8%
224 (95% CI: 49.3; 56.0) >120 days since vaccination (Table 3 and Fig 5).

225

226 Table 3. Adjusted vaccine effectiveness of three doses BNT162b2 mRNA or mRNA-1273 against SARS-CoV-2
227 infection with the Delta and Omicron variants by age groups (18-59 years and 60 years or above).

228

229 Fig 5. Adjusted vaccine effectiveness against SARS-CoV-2 infection after three doses BNT162b2
230 mRNA or mRNA-1273 by SARS-CoV-2 variants and age groups.

231

232 **Vaccine effectiveness against COVID-19-related hospitalization after two doses**

233 A high VE against COVID-19-related hospitalization after two doses was observed for both the Alpha and
234 Delta variants. However, only limited protection was observed against COVID-19-related hospitalization
235 following infection with the Omicron variant (Table 4). Among individuals aged 60 years or above, VE against
236 COVID-19-related hospitalization with the Alpha and Delta variants after two doses was 96.4% (95% CI: 92.6;
237 98.3) and 100% (95% CI was not estimated as no hospital admissions were observed), respectively, 14-30
238 days since vaccination. The estimates decreased to 90.5% (Alpha, 95% CI: 67.0; 97.2) and 86.2% (Delta, 95%
239 CI: 84.2; 87.9) >120 days since vaccination. For the Delta variant, similar estimates were observed among
240 individuals aged 12-59 years (Table 4). Among individuals aged 12-59 years, VE against COVID-19-related
241 hospitalization following infection with the Omicron variant was 62.4% (95% CI: 46.3; 73.6) 14-30 days since
242 vaccination and 65.9% (95% CI: 62.0; 69.4) >120 days since vaccination. It was not possible to estimate two
243 dose VE against COVID-19-related hospitalization following infection with the Omicron variant among
244 individuals aged 60 years or above due to few cases, and since the majority of this group had already received
245 a third vaccine dose at this time (Table 4 and Fig 6).

246

247 Table 4. Adjusted vaccine effectiveness of two doses BNT162b2 mRNA or mRNA-1273 against COVID-19-
248 related hospitalization following infection with the Alpha, Delta and Omicron variants by age groups (12-59
249 years and 60 years or above)

250

251 Fig 6. Adjusted vaccine effectiveness against COVID-19-related hospitalization after two doses BNT162b2
252 mRNA or mRNA-1273 by SARS-CoV-2 variants and age groups.

253

254 **Vaccine effectiveness against COVID-19-related hospitalization after three doses**

255 For both age groups, small absolute differences were observed in the VE estimates of three doses against
256 COVID-19-related hospitalization between the Delta and Omicron variants. However, no waning was
257 observed for the Delta variant while the estimates indicated waning over time against COVID-19-related
258 hospitalization following infection with the Omicron variant. However, the available time interval after
259 vaccination during the Delta period was shorter. In individuals aged 18-59 years, VE against COVID-19-related
260 hospitalization following infection with the Delta variant was 94.8% (95% CI: 85.9; 98.1) 14-30 days and 68.4%
261 (95% CI: 41.4; 83.0) 31-60 days since vaccination. In individuals aged 60 years or above, VE against COVID-
262 19-related hospitalization following infection with the Delta variant was 96.6% (95% CI: 93.9; 98.1) 14-30
263 days and 91.4% (95% CI: 79.8; 96.4) 61-90 days since vaccination. In comparison, in individuals aged 18-59
264 years, VE against COVID-19-related hospitalization following infection with the Omicron variant was 89.8%
265 (95% CI: 87.9; 91.3) 14-30 days since vaccination. From then on, a gradual decline in VE was observed
266 reaching 33.3% (95% CI: 0.9; 55.1) >120 days since vaccination. A smaller decrease in the VE against COVID-
267 19-related hospitalization following infection with the Omicron was observed among individuals aged 60
268 years or above with an estimated VE of 94.4% (95% CI: 93.0; 95.5) 14-30 days and 77.3% (95% CI: 70.9; 82.3)
269 >120 days since vaccination (Table 5 and Fig 7).

270

271 Table 5. Adjusted vaccine effectiveness of three doses BNT162b2 mRNA or mRNA-1273 against COVID-19-
272 related hospitalization following infection with the Delta and Omicron variants by age groups (18-59 years
273 and ≥ 60 years)

274

275 Fig 7. Adjusted vaccine effectiveness against COVID-19-related hospitalization after three doses BNT162b2
276 mRNA or mRNA-1273 by SARS-CoV-2 variants and age groups.

277

278 Discussion

279 Compared to unvaccinated individuals, vaccination with two or three doses of BNT162b2 mRNA or mRNA-
280 1273 was associated with protection against infection with the Alpha, Delta and Omicron SARS-CoV-2
281 variants, peaking 14-30 days since vaccination with either two or three doses. However, the protection
282 against infection with the Omicron variant was markedly lower compared to infection with the Alpha or Delta
283 variants. The protection against infection with the three variants afforded by vaccination after two doses
284 decreased with time since vaccination. However, the VE against infection with the Delta and Omicron variants
285 decreased less over time after three doses. High protection and less pronounced waning were observed
286 against COVID-19-related hospitalization following infection with the Alpha and Delta variants after two
287 doses. However, the third dose contributed to greater levels of protection against COVID-19-related
288 hospitalization following infection especially with the Omicron variant. It was unexpected that individuals
289 aged 12-59 years had slightly lower VE against infection with the Omicron variant in all time intervals
290 compared to individuals aged 60 years or above. This may be explained by biases introduced in non-
291 randomized studies including differences in behavior between unvaccinated and vaccinated individuals (24).

292 Our results for the VE against SARS-CoV-2 infection with the Alpha and Delta variants align with those of a
293 test-negative case-control study from England that observed a slightly higher VE against SARS-CoV-2 infection
294 with the Alpha variant compared to the Delta variant after two doses of the BNT162b2 mRNA vaccine (4).
295 They observed a VE against SARS-CoV-2 infection with the Alpha and Delta variants of 93.7% (95% CI: 91.6;
296 95.3) and 88.0% (95% CI: 85.3; 90.1), respectively (4). However, in a study from the UK, similar VE estimates
297 against infection with the Alpha (78% (95% CI: 68; 84)) or Delta (80% (95% CI: 77; 83)) variants after two
298 doses of BNT162b2 mRNA were observed (5). Previous studies have observed markedly higher protection
299 against infection with the Delta variant compared to the Omicron variant (6-8). A test-negative case-control
300 study from Southern California found that VE against infection with the Delta variant after two doses of
301 mRNA-1273 was high and waned slowly with VE of 80.2% (95% CI: 68.2; 87.7) and 61.3% (95% CI: 55.0; 66.7)
302 14-90 days and >270 days since vaccination, respectively (8). Furthermore, they observed VE against
303 hospitalization with the Delta variant of $\geq 99\%$ after two and three doses (8). Similar to our study, a test-
304 negative case-control study from England also observed waning over time and that a third dose contributed
305 to greater levels of protection (7). They observed that VE against infection with the Delta variant after two
306 doses BNT162b2 mRNA was 90.9% (95% CI: 89.6; 92.0) 2-4 weeks since vaccination and declined to 62.7%
307 (95% CI: 61.6; 63.7) ≥ 25 weeks since vaccination. After the third dose, the VE against infection with the Delta
308 variant was 95.1% (95% CI: 94.8; 95.4) 2-4 weeks since vaccination and declined to 89.9% (95% CI: 89.2; 90.5)
309 ≥ 10 weeks since vaccination (7). The VE was higher with the mRNA-1273 vaccine (7).

310 For the Omicron variant, the study from Southern California observed only a modest protection of 44.0%
311 (95% CI: 35.1; 51.6) against infection 14-90 days since vaccination with two doses mRNA-1273 (8). The VE
312 decreased quickly thereafter to 23.5% (95% CI: 16.4; 30.0) 91-180 days and 5.9% (95% CI: 0.04-11.0) >270
313 days since vaccination (8). Similar to our results, the VE against infection with the Omicron variant increased
314 after the third dose (8). However, they observed higher VE estimates against hospitalization with the Omicron
315 variant compared to our study with estimates of 84.5% (95% CI: 23.0; 96.9) and 99.2% (95% CI: 76.3; 100.0)
316 after two and three doses, respectively (8).

317 A test-negative case-control study from England observed limited protection against symptomatic disease
318 caused by the Omicron variant but reported that a third dose substantially increased protection (7). Their
319 observed VE estimates were higher and waned faster after the third dose than observed in our study. VE
320 against infection with the Omicron variant was 65.5% (95% CI: 63.9; 67.0) and 8.8% (95% CI: 7.0; 10.5) 2-4
321 weeks and ≥ 25 weeks since vaccination, respectively (7). After the third dose, VE against infection with the
322 Omicron variant was 67.2% (95% CI: 66.5; 67.8) and 45.7% (95% CI: 44.7; 46.7) 2-4 weeks and ≥ 10 weeks
323 since vaccination, respectively (7). An explanation to the lower estimates in our study may be that we
324 estimated VE against SARS-CoV-2 infection regardless of the symptom status.

325

326

327 Strengths and limitations

328 The strengths of this study are the large scale of testing for SARS-CoV-2 including unlimited and easily
329 accessible free-of-charge RT-PCR tests, as well as the ability to individually link data on all residents in
330 Denmark across the nationwide high-quality registries. The high sensitivity (97.1%) and specificity (99.98%)
331 observed for the RT-PCR test (21) minimize the risk of misclassification of the outcome. However, we were
332 not able to discriminate between asymptomatic and symptomatic infections. In addition, a previous study
333 has observed an inherent increased transmissibility of the Omicron sub-lineage BA.2 (22) and we cannot rule
334 out that the VE differs between the Omicron sub-lineages. BA.1 and BA.2 was the most frequent Omicron sub-
335 lineages in Denmark (25). BA.1 was most prevalent in the beginning of the included Omicron dominated
336 period. However, the prevalence of BA.2 has been increasing faster than BA.1 (25). Due to the short BA.1
337 dominated period, it was not possible to separate the VE analysis by BA.1 and BA.2.

338 COVID-19-related hospitalization was defined as an all-cause hospital admission lasting at least 12 hours and
339 occurring up to 14 days after or two days before a positive SARS-CoV-2 test. Some of the hospitalizations
340 included in our analysis will therefore have been caused by other factors than COVID-19. Assuming that the
341 rate of hospitalization due to other causes is similar in the vaccinated and unvaccinated populations, the lack

342 of specificity in the definition may have resulted in an underestimation of the VE. In addition, an effort was
343 made to ensure equal access to COVID-19 vaccination for all Danish residents. This was done through an
344 online booking system, special campaigns, offering vaccination in some workplaces, translating the
345 information about COVID-19 vaccination to several languages and arranging transport and pop-up
346 vaccination for those who were not able to reach the vaccination clinics on their own. However, the
347 populations initially prioritized for COVID-19 vaccination were the most vulnerable citizens and frontline
348 healthcare workers whereas the younger population was invited later. Therefore, it was not possible to
349 estimate VE of two and three doses for both age groups in all defined periods. No individuals had received
350 the third dose in the Alpha dominant period and the majority of the oldest age group had already received
351 third vaccine dose in the Omicron dominant period.

352 In general, non-randomized studies assessing COVID-19 VE can easily be flawed (24), which may also apply
353 to this study. Although we adjusted the Cox regression models for potential confounders (calendar time, age,
354 sex and geographical region), we cannot exclude time-varying factors such as test frequency and differences
355 in behavior or adherence to COVID-19 guidelines between vaccinated and unvaccinated, which may impact
356 infection exposure. Vaccinated individuals may be more frequently tested (and thus more likely to document
357 infection) if they are more health-conscious compared with unvaccinated individuals. The vaccinated
358 individuals may be less frequently tested, if the vaccination reduces the severity of the infection and thus
359 fewer infected people have symptoms. Furthermore, public health authorities may encourage more frequent
360 testing for the unvaccinated (24). Furthermore, vaccinated individuals may become more heavily exposed to
361 the virus after vaccination, if they feel liberated to engage in activities with more frequent and high-risk
362 exposure (24). This phenomenon of risk compensation decreases the benefit of vaccination (26). However,
363 some data have suggested little change in protective behavior early after vaccination (27).

364 Overall, this study contributed with evidence of high vaccine protection against SARS-CoV-2 infection and
365 importantly against hospitalization with the Alpha and Delta variants after two doses of BNT162b2 mRNA or

366 mRNA-1273. A third dose seems necessary to maintain protection against infection for longer time and in
367 particular to ensure good protection against COVID-19-related hospitalization with the Omicron variant. In
368 the context of the current Omicron wave, it is notable that a third dose contributed to greater levels of
369 protection against both infection and especially COVID-19-related hospitalization following infection with the
370 Omicron variant.

371

372 Funding

373 Not applicable as neither Statens Serum Institut nor any authors received funding for this study.

374 Acknowledgement

375 The authors are grateful to the Danish Health Data Authority for their help in defining the population. We
376 would also like to thank the Department of Data Integration and Analysis at Statens Serum Institut for data
377 management.

378

379 References

- 380 1. Barda N, Dagan N, Cohen C, Hernán MA, Lipsitch M, Kohane IS, et al. Effectiveness of a third
381 dose of the BNT162b2 mRNA COVID-19 vaccine for preventing severe outcomes in Israel: an observational
382 study. *Lancet (London, England)*. 2021;398(10316):2093-100.
- 383 2. Keehner J, Horton LE, Binkin NJ, Laurent LC, Pride D, Longhurst CA, et al. Resurgence of SARS-
384 CoV-2 Infection in a Highly Vaccinated Health System Workforce. *The New England journal of medicine*.
385 2021;385(14):1330-2.
- 386 3. Goldberg Y, Mandel M, Bar-On YM, Bodenheimer O, Freedman L, Haas EJ, et al. Waning
387 Immunity after the BNT162b2 Vaccine in Israel. *N Engl J Med*. 2021;385(24):e85.

- 388 4. Lopez Bernal J, Andrews N, Gower C, Gallagher E, Simmons R, Thelwall S, et al. Effectiveness
389 of Covid-19 Vaccines against the B.1.617.2 (Delta) Variant. *N Engl J Med*. 2021;385(7):585-94.
- 390 5. Pouwels KB, Pritchard E, Matthews PC, Stoesser N, Eyre DW, Vihta KD, et al. Effect of Delta
391 variant on viral burden and vaccine effectiveness against new SARS-CoV-2 infections in the UK. *Nat Med*.
392 2021;27(12):2127-35.
- 393 6. Accorsi EK, Britton A, Fleming-Dutra KE, Smith ZR, Shang N, Derado G, et al. Association
394 Between 3 Doses of mRNA COVID-19 Vaccine and Symptomatic Infection Caused by the SARS-CoV-2
395 Omicron and Delta Variants. *JAMA*. 2022;327(7):639-51.
- 396 7. Andrews N, Stowe J, Kirsebom F, Toffa S, Rickeard T, Gallagher E, et al. Covid-19 Vaccine
397 Effectiveness against the Omicron (B.1.1.529) Variant. *N Engl J Med*. 2022.
- 398 8. Tseng HF, Ackerson BK, Luo Y, Sy LS, Talarico CA, Tian Y, et al. Effectiveness of mRNA-1273
399 against SARS-CoV-2 Omicron and Delta variants. *Nat Med*. 2022.
- 400 9. Feikin DR, Higdon MM, Abu-Raddad LJ, Andrews N, Araos R, Goldberg Y, et al. Duration of
401 effectiveness of vaccines against SARS-CoV-2 infection and COVID-19 disease: results of a systematic review
402 and meta-regression. *Lancet*. 2022.
- 403 10. Luring AS, Tenforde MW, Chappell JD, Gaglani M, Ginde AA, McNeal T, et al. Clinical severity
404 of, and effectiveness of mRNA vaccines against, covid-19 from omicron, delta, and alpha SARS-CoV-2
405 variants in the United States: prospective observational study. *BMJ*. 2022;376:e069761.
- 406 11. Ritchie H, Mathieu E, Rodés-Guirao L, Appel C, Giattino C, Ortiz-Ospina E, et al. Coronavirus
407 (COVID-19) Cases. *Our World in Data*.
- 408 12. Tracking SARS-CoV-2 variants: World Health Organization; [cited 2022 24 April]. Available
409 from: <https://www.who.int/en/activities/tracking-SARS-CoV-2-variants/>.
- 410 13. Hansen C, Schelde A, Moustsen-Helm I, Emborg H-D, Eriksen R, Stegger M, et al. Vaccine
411 effectiveness against infection and COVID19-associated hospitalisation with the Omicron (B.1.1.529) variant

- 412 after vaccination with the BNT162b2 or mRNA-1273 vaccine: A nationwide Danish cohort study. Nature
413 Portfolio (Preprint). 2022.
- 414 14. Nyberg T, Ferguson NM, Nash SG, Webster HH, Flaxman S, Andrews N, et al. Comparative
415 analysis of the risks of hospitalisation and death associated with SARS-CoV-2 omicron (B.1.1.529) and delta
416 (B.1.617.2) variants in England: a cohort study. Lancet. 2022;399(10332):1303-12.
- 417 15. Schmidt M, Pedersen L, Sørensen HT. The Danish Civil Registration System as a tool in
418 epidemiology. Eur J Epidemiol. 2014;29(8):541-9.
- 419 16. Target groups for vaccination: The Danish Health Authority; [cited 2021 August 6]. Available
420 from: <https://www.sst.dk/en/English/Corona-eng/Vaccination%20against%20COVID-19/Who%20should%20be%20vaccinated>.
421 [19/Who%20should%20be%20vaccinated](https://www.sst.dk/en/English/Corona-eng/Vaccination%20against%20COVID-19/Who%20should%20be%20vaccinated).
- 422 17. Grove Krause T, Jakobsen S, Haahr M, Mølbak K. The Danish vaccination register. Euro
423 Surveill. 2012;17(17).
- 424 18. Schønning K, Dessau RB, Jensen TG, Thorsen NM, Wiuff C, Nielsen L, et al. Electronic
425 reporting of diagnostic laboratory test results from all healthcare sectors is a cornerstone of national
426 preparedness and control of COVID-19 in Denmark. Apmis. 2021;129(7):438-51.
- 427 19. Fernandez-Montero A, Argemi J, Rodríguez JA, Ariño AH, Moreno-Galarraga L. Validation of a
428 rapid antigen test as a screening tool for SARS-CoV-2 infection in asymptomatic populations. Sensitivity,
429 specificity and predictive values. EClinicalMedicine. 2021:100954.
- 430 20. Schmidt M, Schmidt SA, Sandegaard JL, Ehrenstein V, Pedersen L, Sørensen HT. The Danish
431 National Patient Registry: a review of content, data quality, and research potential. Clin Epidemiol.
432 2015;7:449-90.
- 433 21. von Elm E, Altman DG, Egger M, Pocock SJ, Gøtzsche PC, Vandenbroucke JP. The
434 Strengthening the Reporting of Observational Studies in Epidemiology (STROBE) Statement: guidelines for
435 reporting observational studies. Int J Surg. 2014;12(12):1495-9.

- 436 22. Lyngse FP, Kirkeby CT, Denwood M, Christiansen LE, Mølbak K, Møller CH, et al. Transmission
437 of SARS-CoV-2 Omicron VOC subvariants BA.1 and BA.2: Evidence from Danish Households. medRxiv
438 (Preprint). 2022:2022.01.28.22270044.
- 439 23. Genomic overview of SARS-CoV-2 in Denmark: the Danish Covid-19 Genome Consortium;
440 [cited 2022 April 8]. Available from: <https://covid19genomics.dk/statistics>.
- 441 24. Ioannidis JPA. Factors influencing estimated effectiveness of COVID-19 vaccines in non-
442 randomised studies. *BMJ Evidence-Based Medicine*. 2022:bmjebm-2021-111901.
- 443 25. Fonager J, Bennedbæk M, Bager P, Wohlfahrt J, Ellegaard KM, Ingham AC, et al. Molecular
444 epidemiology of the SARS-CoV-2 variant Omicron BA.2 sub-lineage in Denmark, 29 November 2021 to 2
445 January 2022. *Euro Surveill*. 2022;27(10).
- 446 26. Ioannidis JPA. Benefit of COVID-19 vaccination accounting for potential risk compensation.
447 *NPJ Vaccines*. 2021;6(1):99.
- 448 27. Goldszmidt R, Petherick A, Andrade EB, Hale T, Furst R, Phillips T, et al. Protective Behaviors
449 Against COVID-19 by Individual Vaccination Status in 12 Countries During the Pandemic. *JAMA Netw Open*.
450 2021;4(10):e2131137.

451

Table 1. Characteristics of the study population by vaccination status.

	Alpha February 20 – June 15, 2021		Delta July 4– November 20, 2021						Omicron December 21, 2021 – January 31, 2022					
	60 years or above		12-59 years			60 years or above			12-59 years			60 years or above		
	Unvaccinated	Two doses	Unvaccinated	Two doses	Three doses	Unvaccinated	Two doses	Three doses	Unvaccinated	Two doses	Three doses	Unvaccinated	Two doses	Three doses
Number of individuals included	652,301	409,082	961,899	1,725,943	65,980	22,095	545,788	84,793	179,566	1,189,527	983,635	10,897	48,005	471,733
Sex, n (%)														
Men	310,35 (47.6)	185,597 (45.4)	466,534 (48.5)	816,101 (47.3)	17,255 (26.2)	9,519 (43.1)	256,503 (47.0)	36,104 (42.6)	88,749 (49.4)	580,565 (48.8)	461,281 (46.9)	4,377 (40.2)	23,399 (48.7)	222,216 (47.1)
Women	341,942 (52.4)	223,485 (54.6)	495,365 (51.5)	909,842 (52.7)	48,725 (73.8)	12,576 (56.9)	289,285 (53.0)	48,689 (57.4)	90,817 (50.6)	608,962 (51.2)	522,354 (53.1)	6,520 (59.8)	24,606 (51.3)	249,517 (52.9)
Median age (IQR)	68 (64; 74)	73 (69; 77)	29 (21; 35)	37 (24; 48)	47 (38; 54)	67 (62; 74)	69 (64; 75)	75 (66; 84)	29 (21; 39)	29 (19; 39)	44 (32; 52)	66 (62; 74)	64 (61; 69)	69 (64; 76)
Geographical region, n (%)														
Capital Region of Denmark	176,524 (27.1)	131,694 (32.2)	311,441 (32.4)	586,565 (34.0)	22,191 (33.6)	7,302 (33.0)	161,524 (29.6)	29,034 (34.2)	60,636 (33.8)	365,577 (30.7)	312,193 (31.7)	3,469 (31.8)	10,994 (22.9)	132,175 (28.0)
Central Denmark Region	146,827 (22.5)	87,301 (21.3)	227,484 (23.6)	390,709 (22.6)	14,208 (21.5)	3,967 (18.0)	109,593 (20.1)	16,738 (19.7)	36,201 (20.2)	280,700 (23.6)	235,277 (23.9)	2,076 (19.1)	8,946 (18.6)	105,104 (22.3)
Northern Denmark Region	75,954 (11.6)	41,881 (10.2)	88,096 (9.2)	164,329 (9.5)	6,366 (9.6)	2,036 (9.2)	61,024 (11.2)	8,163 (9.6)	16,130 (9.0)	124,310 (10.5)	94,906 (9.6)	1,011 (9.3)	7,030 (14.6)	49,839 (10.6)
Region Zealand	98,855 (15.2)	56,828 (13.9)	118,070 (12.3)	228,836 (13.3)	8,886 (13.5)	3,728 (16.9)	90,175 (16.5)	13,131 (15.5)	28,034 (15.6)	157,087 (13.2)	132,258 (13.4)	1,911 (17.5)	9,457 (19.7)	73,576 (15.6)
Region of Southern Denmark	154,141 (23.6)	91,378 (22.3)	216,808 (22.5)	355,504 (20.6)	14,329 (21.7)	5,062 (22.9)	123,472 (22.6)	17,727 (20.9)	38,565 (21.5)	261,853 (22.0)	209,001 (21.2)	2,430 (22.3)	11,578 (24.1)	111,039 (23.5)
Vaccine product, n (%)														
BNT162b2 mRNA (Pfizer/BioNTech)	0 (0.0)	378,474 (92.5)	0 (0.0)	1,464,639 (84.9)	64,691 (98.0)	0 (0.0)	499,477 (91.5)	80,527 (95.0)	0 (0.0)	970,777 (81.6)	858,689 (87.3)	0 (0.0)	42,829 (89.2)	433,412 (91.9)
mRNA-1273 (Moderna)	0 (0.0)	30,608 (7.5)	0 (0.0)	261,304 (15.1)	1,289 (2.0)	0 (0.0)	46,311 (8.5)	4,266 (5.0)	0 (0.0)	218,750 (18.4)	124,946 (12.7)	0 (0.0)	5,176 (10.8)	38,321 (8.1)

Individuals were able to contribute follow-up time in more than one time category.

*18-59 years for three doses.

Table 2. Adjusted vaccine effectiveness of two doses BNT162b2 mRNA or mRNA-1273 against SARS-CoV-2 infection with the Alpha, Delta and Omicron variants by age groups (12-59 years and 60 years or above)

	Alpha					Delta					Omicron				
	Population	Person-years	Cases	Adjusted VE	95% CI	Population	Person-years	Cases	Adjusted VE	95% CI	Population	Person-years	Cases	Adjusted VE	95% CI
12-59 years															
Unvaccinated						961,900	143,391	43,583	1 (reference)		179,566	15,483	96,239	1 (reference)	
Time since vaccination															
14-30 days						1,600,368	74,050	1,623	92.2	91.8; 92.6	61,458	2,147	8,245	39.8	38.4; 41.2
31-60 days						1,598,448	129,640	3,718	88.1	87.7; 88.5	63,908	3,018	16,503	31.6	30.5; 32.8
61-90 days						1,581,102	123,576	7,873	80.8	80.3; 81.3	57,574	2,157	9,759	32.1	30.6; 33.5
91-120 days						1,400,933	85,889	14,950	72.2	71.5; 72.8	221,118	7,015	22,907	31.4	30.3; 32.4
>120 days						750,408	59,185	10,359	64.9	64.0; 65.8	1,075,946	56,886	276,028	13.2	12.5; 13.9
60 years or above															
Unvaccinated	652,301	111,187	4462	1 (reference)		22,095	6,894	1,113	1 (reference)		10,897	1,051	3,354	1 (reference)	
Time since vaccination															
14-30 days	407,491	16,796	78	91	88.5; 92.9	199,219	6,996	59	82.2	75.3; 87.1	1,340	48	96	39.9	26.4; 50.9
31-60 days	323,574	16,189	145	83.1	79.6; 86.0	360,046	21,964	393	74.3	69.9; 78.0	1,289	61	136	39.2	27.8; 48.8
61-90 days	116,297	7,274	119	72.6	66.3; 77.8	447,280	34,207	687	77.4	74.4; 80.0	1,071	43	102	26.4	10.4; 39.6
91-120 days	58,340	3,467	49	82.7	76.5; 87.2	496,174	38,464	1,161	69.8	66.7; 72.6	1,750	77	173	24.4	11.9; 35.1
>120 days	35,698	1,445	24	71.5	54.7; 82.1	534,299	92,240	12,198	49.8	46.5; 52.8	45,844	1,783	4,722	4.7	0.2; 8.9

VE = vaccine effectiveness. CI = confidence intervals. Person-years in days. VE estimates adjusted for five-year age groups, sex, and geographical region. Individuals were able to contribute follow-up time in more than one time category and (if vaccinated during the study period) to both the analysis of VE after two and three doses.

Table 3. Adjusted vaccine effectiveness of three doses BNT162b2 mRNA or mRNA-1273 against SARS-CoV-2 infection with the Delta and Omicron variants by age groups (18-59 years and 60 years or above)

	Delta					Omicron				
	Population	Person-years	Cases	Adjusted VE	95% CI	Population	Person-years	Cases	Adjusted VE	95% CI
18-59 years										
Unvaccinated	757,824	110,495	34,414	1 (reference)		145,080	12,664	74,692	1 (reference)	
Time since vaccination										
14-30 days	65,955	2,200	155	89.5	87.7; 91.0	892,781	34,645	105,187	55.2	54.7; 55.6
31-60 days	22,694	718	93	77.6	72.4; 81.7	641,642	20,388	89,239	50.8	50.2; 51.4
61-90 days	4,087	74	10	83.5	69.4; 91.1	93,683	5,590	15,754	52.9	52.0; 53.7
91-120 days						47,530	1,537	5,902	51.1	49.7; 52.5
>120 days						6,415	227	979	49.9	46.5; 53.1
60 years or above										
Unvaccinated	22,095	6,894	1,113	1 (reference)		10,897	1,051	3,354	1 (reference)	
Time since vaccination										
14-30 days	84,768	3,183	161	86	83.3; 88.3	335,455	12,712	13,485	57.6	55.8; 59.4
31-60 days	48,428	2,612	188	82.9	79.5; 85.7	390,857	21,089	34,164	55.3	53.6; 56.9
61-90 days	15,844	258	34	81.2	72.9; 87.0	177,842	7,035	10,409	58.3	56.5; 60.0
91-120 days						78,411	3,947	5,361	56.6	54.4; 58.7
>120 days						34,293	1,215	2,428	52.8	49.3; 56.0

VE = vaccine effectiveness. CI = confidence intervals. VE estimates adjusted for five-year age groups, sex, and geographical region. Individuals were able to contribute follow-up time in more than one time category and (if vaccinated during the study period) to both the analysis of VE after two and three doses.

Table 4. Adjusted vaccine effectiveness of two doses BNT162b2 mRNA or mRNA-1273 against COVID-19-related hospitalization following infection with the Alpha, Delta and Omicron variants by age groups (12-59 years and 60 years or above)

	Alpha					Delta					Omicron				
	Population	Person-years	Cases	Adjusted VE	95% CI	Population	Person-years	Cases	Adjusted VE	95% CI	Population	Person-years	Cases	Adjusted VE	95% CI
12-59 years															
Unvaccinated						961,900	143,391	934	1 (reference)		179,566	15,483	725	1 (reference)	
Time since vaccination															
14-30 days						1,600,368	74,050	6	99.1	98.0; 99.6	61,458	2,147	32	62.4	46.3; 73.6
31-60 days						1,598,448	129,640	21	98.3	97.4; 98.9	63,908	3,018	67	51.4	37.4; 62.3
61-90 days						1,581,102	123,576	18	98.4	97.4; 99.0	57,574	2,157	36	59.8	43.7; 71.3
91-120 days						1,400,933	85,889	58	95.9	94.6; 96.9	221,118	7,015	84	61.4	51.3; 69.4
>120 days						750,408	59,185	115	91.6	89.5; 93.2	1,075,946	56,886	673	65.9	62.0; 69.4
60 years or above															
Unvaccinated	652,301	111,187	658	1 (reference)		22,095	6,894	287	1 (reference)						
Time since vaccination															
14-30 days	407,491	16,796	8	96.4	92.6; 98.3	199,219	6,996	0	100	*					
31-60 days	323,574	16,189	22	92.1	87.4; 95.1	360,046	21,964	8	97.7	95.2; 98.9					
61-90 days	116,297	7,274	25	82.5	72.1; 89.0	447,280	34,207	24	97.1	95.5; 98.1					
91-120 days	58,340	3,467	8	91	80.9; 95.7	496,174	38,464	44	96.3	94.7; 97.3					
>120 days	35,698	1,445	3	90.5	67.0; 97.2	534,299	92,240	855	86.2	84.2; 87.9					

VE = vaccine effectiveness. CI = confidence intervals. VE estimates adjusted for five-year age groups, sex, and geographical region. Individuals were able to contribute follow-up time in more than one time category and (if vaccinated during the study period) to both the analysis of VE after two and three doses.

* It was not possible within the model to estimate a 95% confidence interval for the estimated vaccine effectiveness against COVID-19-related hospitalization with the Delta variant 14-30 days after the second dose as no COVID-19-related hospitalization were observed.

Table 5. Adjusted vaccine effectiveness of three doses BNT162b2 mRNA or mRNA-1273 against COVID-19-related hospitalization following infection with the Delta and Omicron variants by age groups (18-59 years and ≥60 years)

	Delta					Omicron				
	Population	Person-years	Cases	Adjusted VE	95% CI	Population	Person-years	Cases	Adjusted VE	95% CI
18-59 years										
Unvaccinated	757,824	110,495	911	1 (reference)		145,080	12,664	681	1 (reference)	
Time since vaccination										
14-30 days	65,955	2,200	4	94.8	85.9; 98.1	892,781	34,645	210	89.8	87.9; 91.3
31-60 days	22,694	718	11	68.4	41.4; 83.0	641,642	20,388	216	87.4	84.9; 89.6
61-90 days						93,683	5,590	97	80.5	75.4; 84.5
91-120 days						47,530	1,537	61	72.8	63.6; 79.7
>120 days						6,415	227	34	33.3	0.9; 55.1
60 years or above										
Unvaccinated	22,095	6,894	287	1 (reference)		10,897	1,051	298	1 (reference)	
Time since vaccination										
14-30 days						335,455	12,712	136	94.4	93.0; 95.5
31-60 days	84,768	3,183	13	96.6	93.9; 98.1	390,857	21,089	366	93.8	92.7; 94.7
61-90 days	48,428	2,612	44	89.1	84.3; 92.4	177,842	7,035	272	91.7	90.2; 93.0
91-120 days	15,844	258	6	91.4	79.8; 96.4	78,411	3,947	353	84.5	81.6; 87.0
>120 days						34,293	1,215	176	77.3	70.9; 82.3

VE = vaccine effectiveness. CI = confidence intervals. VE estimates adjusted for five-year age groups, sex, and geographical region. Individuals were able to contribute follow-up time in more than one time category and (if vaccinated during the study period) to both the analysis of VE after two and three doses.

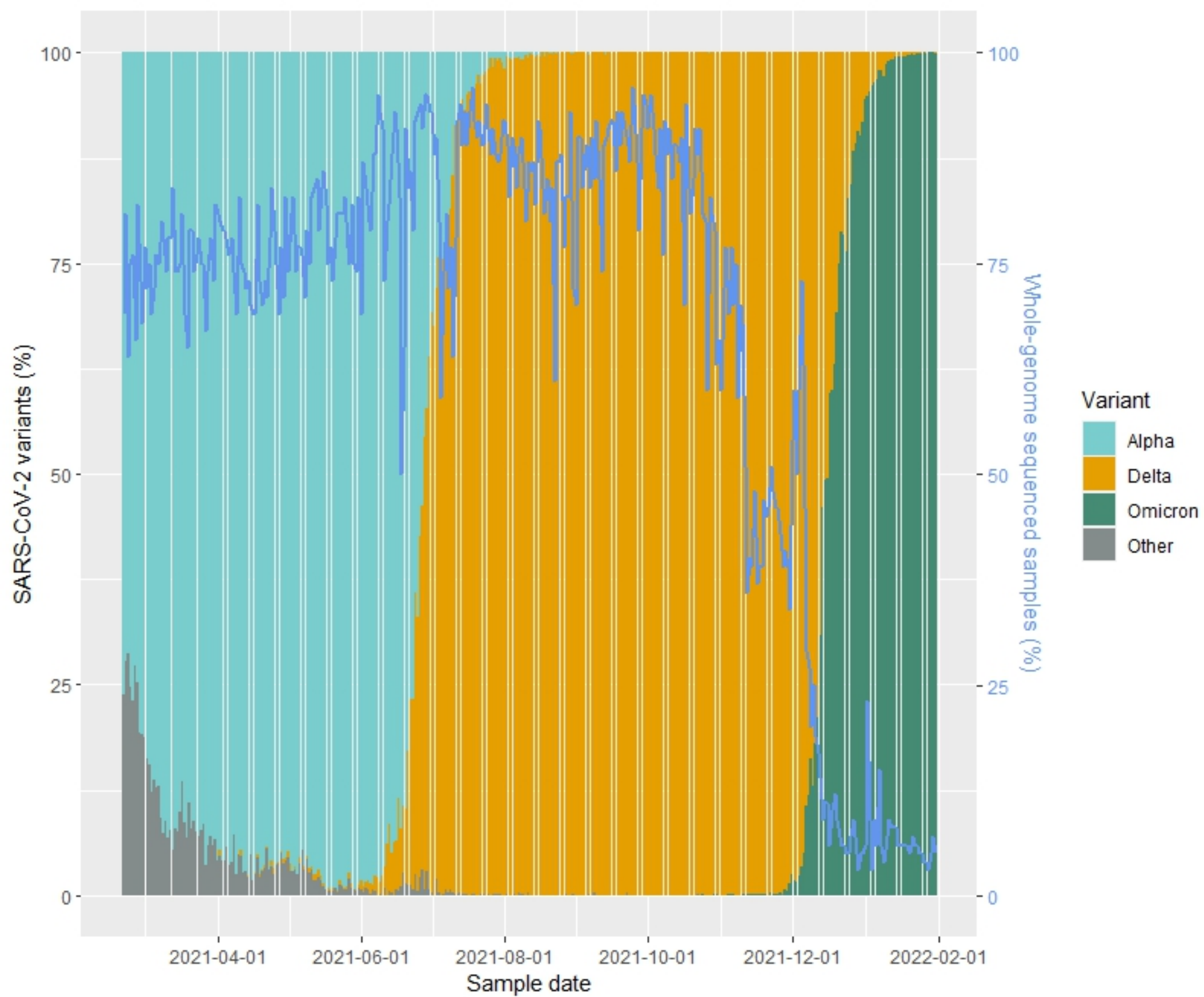


Figure 1

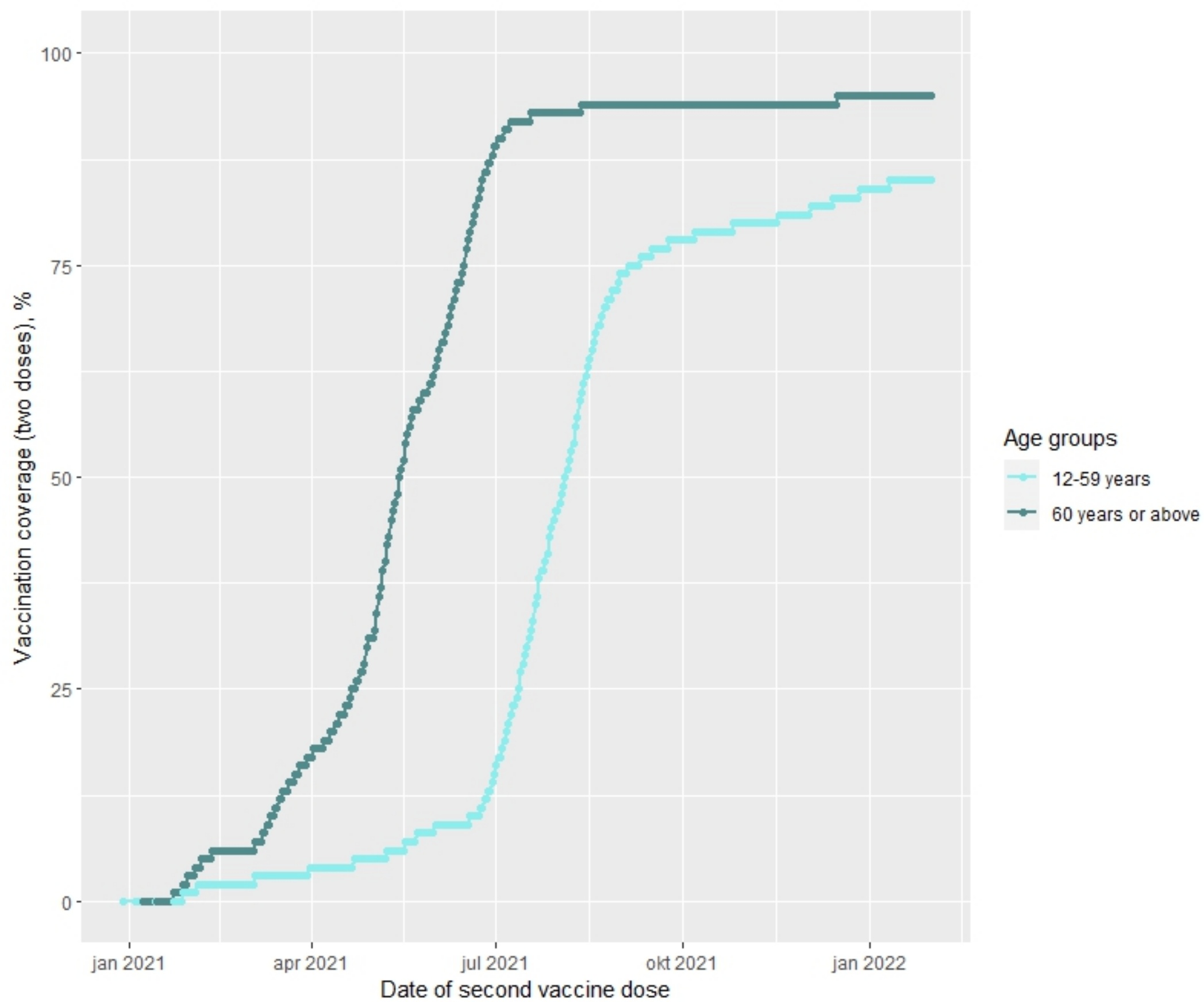


Figure2

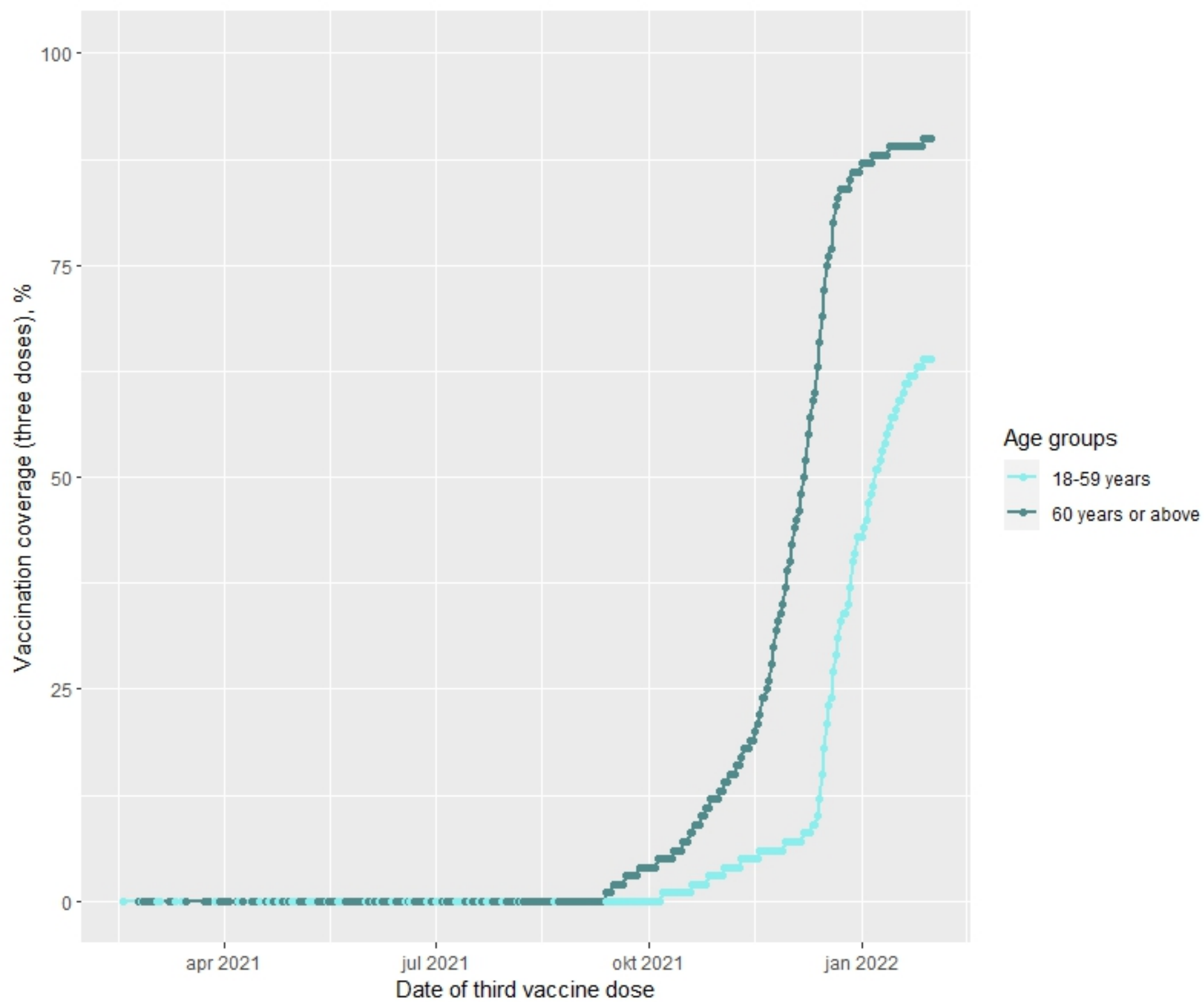


Figure 3

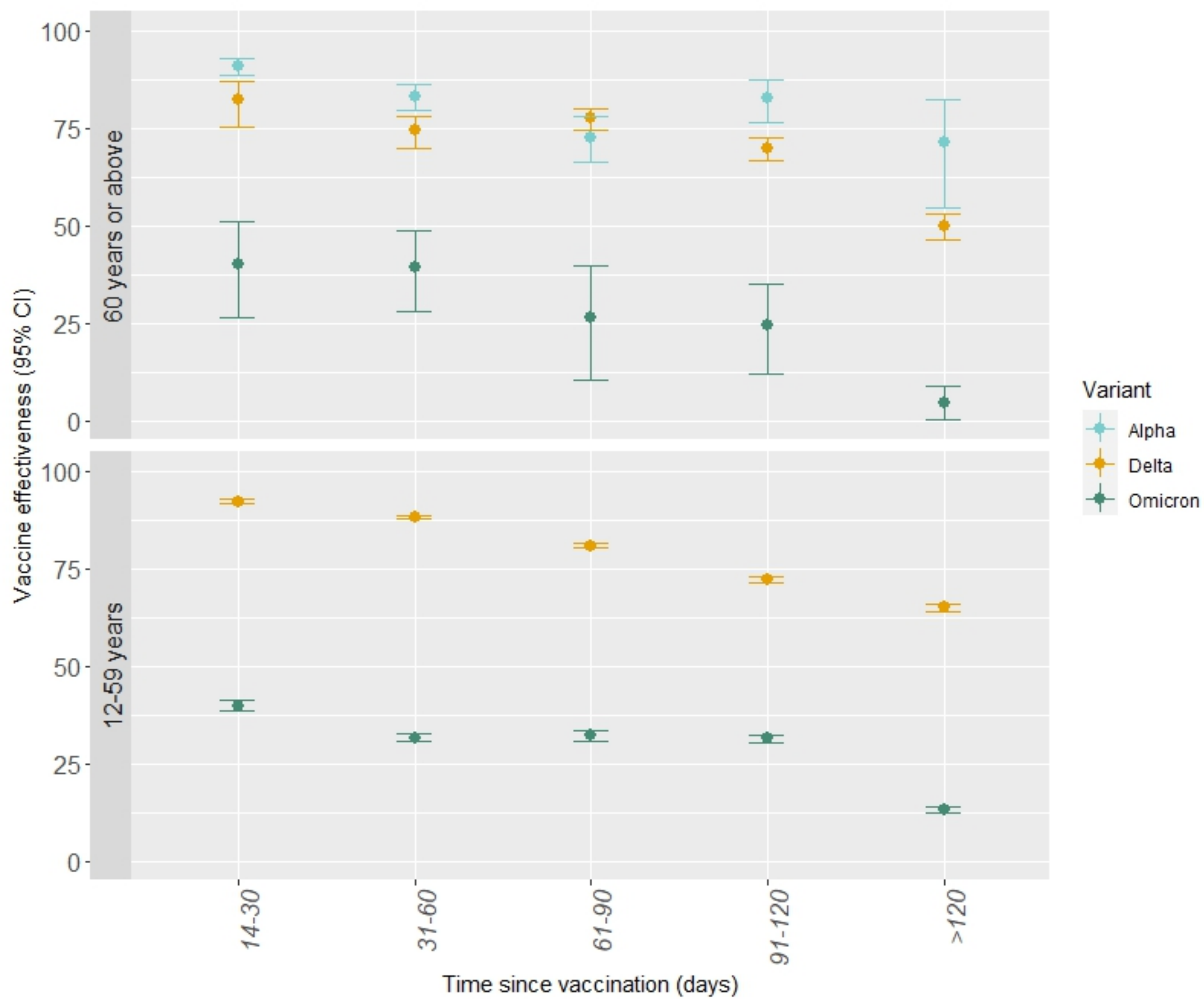


Figure 4

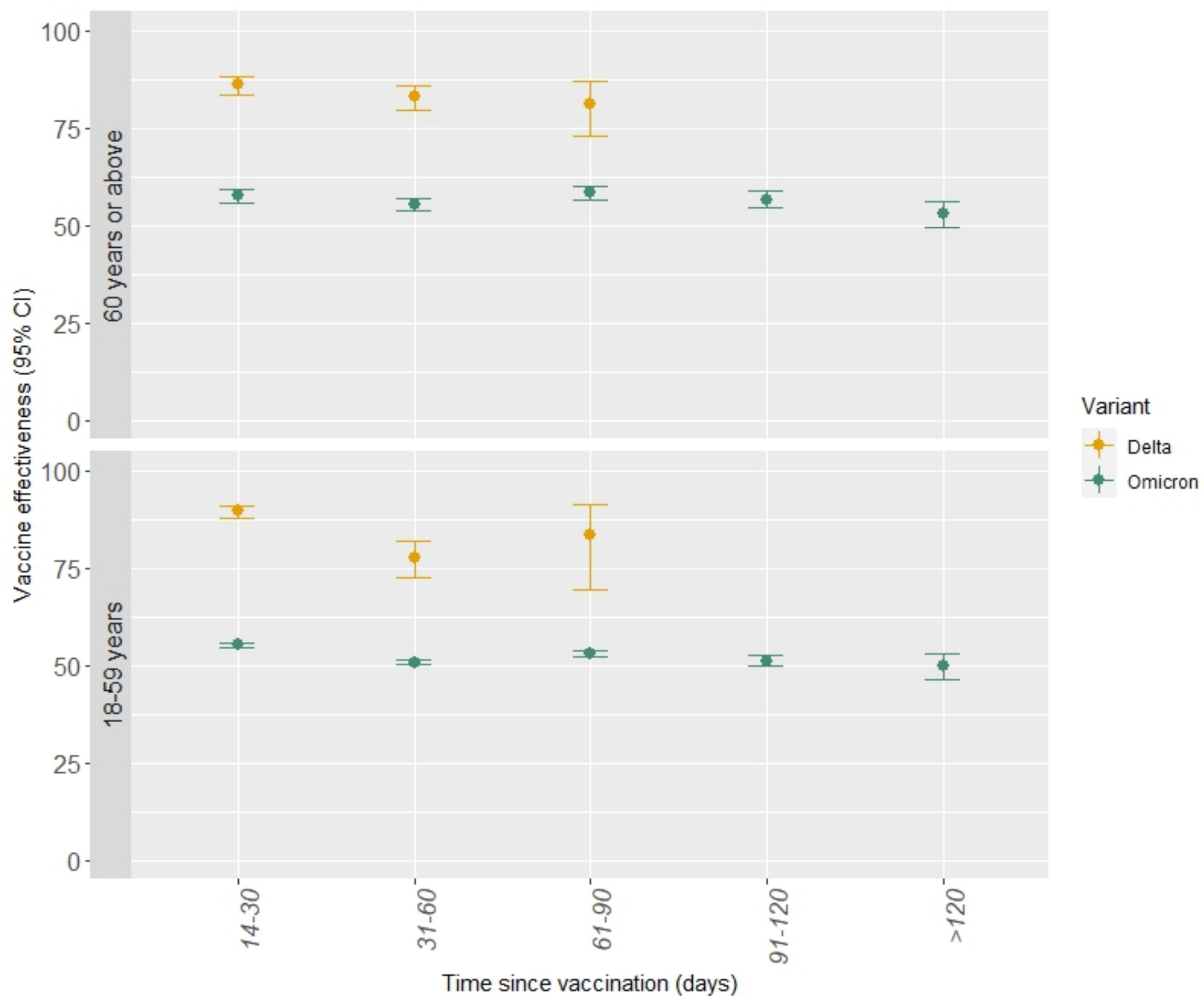


Figure 5

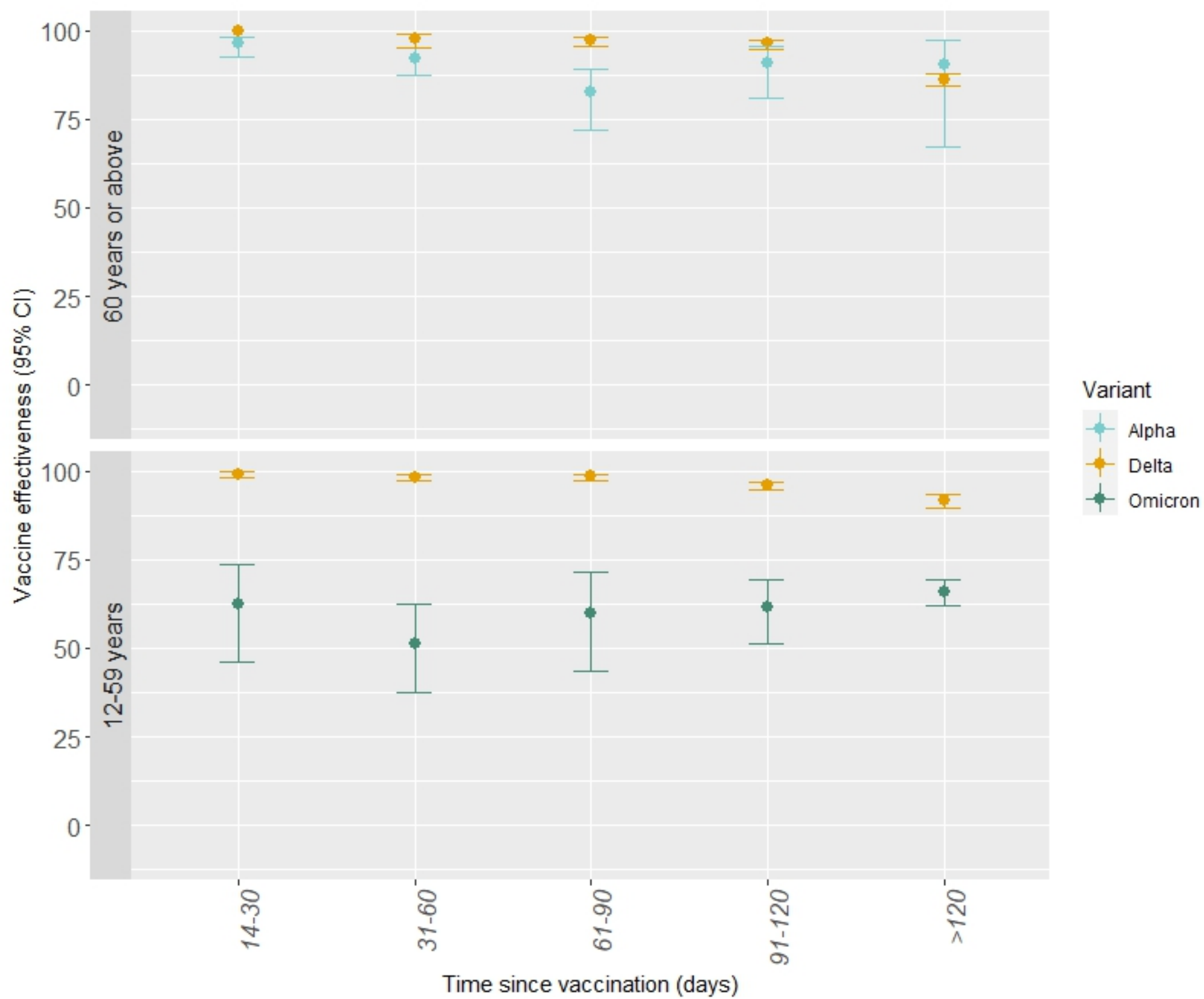


Figure 6

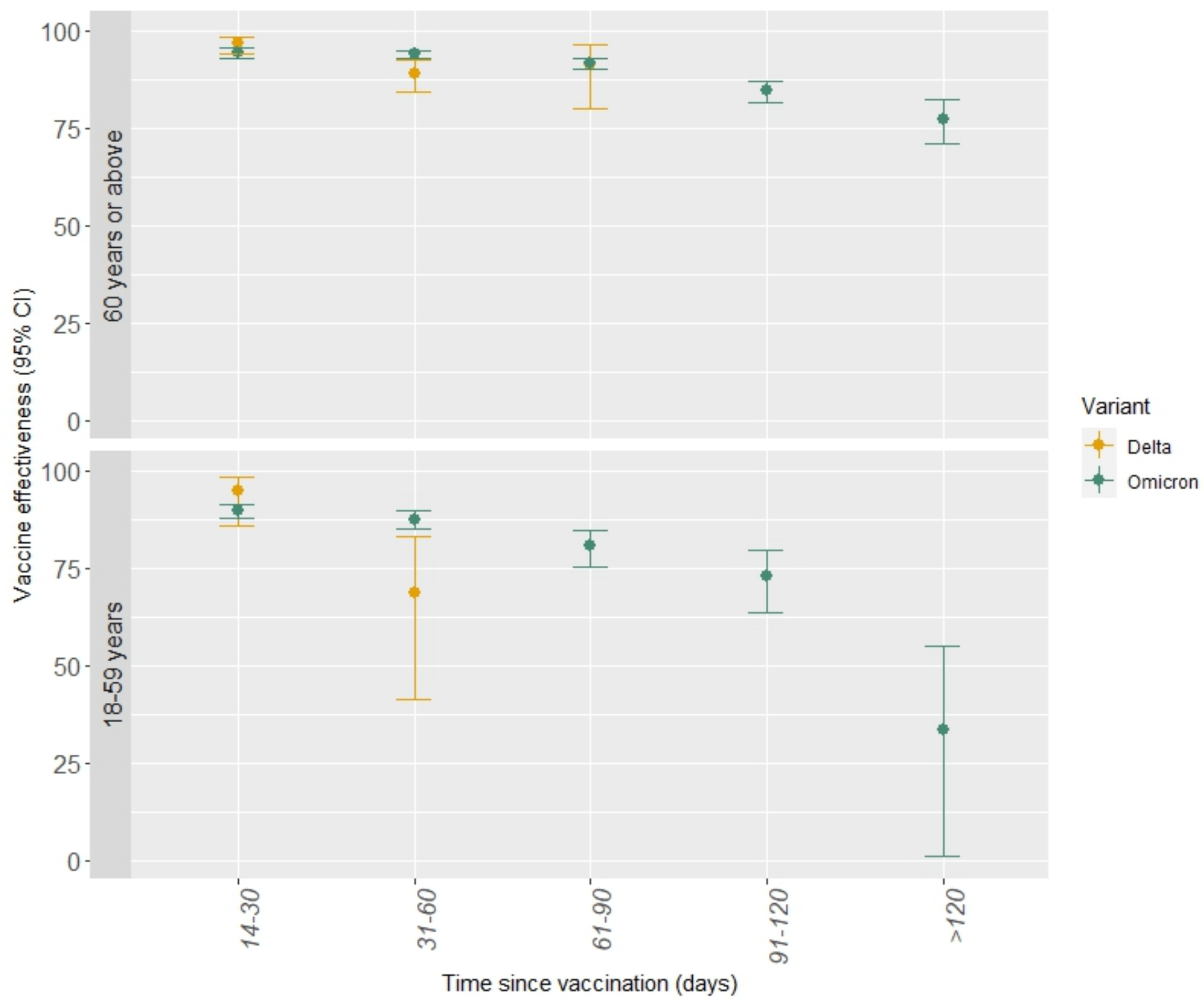


Figure 7