

Effectiveness and waning of protection with different SARS-CoV-2 primary and booster vaccines during the Delta pandemic wave in 2021 in Hungary (HUN-VE 3 study)

1 Zoltán Vokó^{1,2*†}, Zoltán Kiss^{3†}, György Surján^{4,5}, Orsolya Surján⁶, Zsófia Barcza⁷, István
2 Wittmann³, Gergő Attila Molnár³, Dávid Nagy^{1,2}, Veronika Müller⁸, Krisztina Bogos⁹, Péter
3 Nagy^{10,11}, István Kenessey^{10,12}, András Wéber^{10,13}, Lőrinc Polivka⁸, Mihály Pálosi¹⁵, János
4 Szlávik¹⁶, György Rokszin^{3,17}, Cecília Müller¹⁸, Zoltán Szekanecz^{19††}, Miklós Kásler^{4††}

5 ¹Center for Health Technology Assessment, Semmelweis University, Budapest

6 ²Syreon Research Institute, Budapest, Hungary

7 ³Second Department of Medicine and Nephrology-Diabetes Center, University of Pécs Medical
8 School, Pécs, Hungary

9 ⁴Ministry of Human Resources, Budapest, Hungary

10 ⁵ Institute of Digital Health Sciences, Semmelweis University, Budapest

11 ⁶Department of Deputy Chief Medical Officer II., National Public Health Center, Budapest, Hungary

12 ⁷Syntesia Medical Communications Ltd., Budapest, Hungary

13 ⁸Department of Pulmonology, Semmelweis University, Budapest, Hungary

14 ⁹Department of Pulmonology, National Korányi Institute of Pulmonology, Budapest, Hungary

15 ¹⁰National Institute of Oncology, Budapest, Hungary

16 ¹¹Institute of Oncochemistry, University of Debrecen, 4012 Debrecen, Hungary

17 ¹²Department of Pathology, Forensic and Insurance Medicine, Semmelweis University, Budapest,
18 Hungary

19 ¹³Cancer Surveillance Branch, International Agency for Research on Cancer, Lyon, France

20 ¹⁴Department of Pathology, Forensic and Insurance Medicine, Semmelweis University, Budapest,
21 Hungary

22 ¹⁵National Health Insurance Fund, Budapest, Hungary

23 ¹⁶South-Pest Hospital Centre – National Institute for Infectology and Haematology, Budapest,
24 Hungary

25 ¹⁷RxTarget Ltd., Szolnok, Hungary

26 ¹⁸Department of Chief Medical Officer, National Public Health Center, Budapest, Hungary

27 ¹⁹Department of Rheumatology, Faculty of Medicine, University of Debrecen, Debrecen, Hungary

28 * **Correspondence:**

29 Prof. Dr. Zoltan Vokó;

30 Center for Health Technology Assessment, Semmelweis University, Budapest, Hungary; H-1091
31 Budapest Üllői út 25., phone: +36 30 992 7628;

32 email: yoko.zoltan@semmelweis-univ.hu

33 † These authors contributed equally to this work and share first authorship

34 †† These authors contributed equally to this work and share senior authorship

35 **Keywords: Booster vaccine, Delta variant, Vaccine effectiveness, Sinopharm, Sputnik-V,**
36 **Janssen, Covid-19**

37 **Abstract**

38 Background: In late 2021, the pandemic wave was dominated by the Delta SARS-CoV-2 variant in
39 Hungary. Booster vaccines were offered starting from August 2021.

40 Methods: The nationwide HUN-VE 3 study examined the effectiveness and durability of primary
41 immunization and single booster vaccinations on SARS-CoV-2-related infection, hospitalization and
42 mortality during the Delta wave.

43 Results: The study population included 8,087,988 individuals aged 18–100 years at the beginning of
44 the pandemic. During the Delta wave, after adjusting for age, sex, calendar day, and chronic diseases,
45 vaccine effectiveness (VE) of primary vaccination against registered SARS-CoV-2 infection was
46 between 11% to 77% and 18% to 79% 14–120 days after primary immunization in the 16–64 and
47 65–100 years age cohort respectively, while it decreased to close to zero in the younger age group
48 and around 40% or somewhat less in the elderly after 6 months for almost all vaccine types. In the
49 population aged 65–100 years, we found high, 88.1%–92.5% adjusted effectiveness against Covid-19
50 infection after the Pfizer-BioNTech, and 92.2%–95.6% after the Moderna booster dose, while
51 Sinopharm and Janssen booster doses provided 26.5%–75.3% and 72.9%–100.0% adjusted VE,
52 respectively. Adjusted VE against Covid-19 related hospitalization was high within 14–120 days for
53 Pfizer-BioNTech: 76.6%, Moderna: 83.8%, Sputnik-V: 78.3%, AstraZeneca: 73.8%, while modest
54 for Sinopharm: 45.7% and Janssen: 26.4%. The waning of protection against Covid-19 related
55 hospitalization was modest and booster vaccination with mRNA vaccines or the Janssen vaccine
56 increased adjusted VE up to almost 100%, while the Sinopharm booster dose proved to be less
57 effective. VE against Covid-19 related death after primary immunization was high or moderate: for
58 Pfizer-BioNTech: 81.5%, Moderna: 93.2%, Sputnik-V: 100.0%, AstraZeneca: 84.8%, Sinopharm:
59 58.6%, Janssen: 53.3%). VE against this outcome also showed moderate decline over time, while
60 booster vaccines restored effectiveness up to almost 100%, except for the Sinopharm booster.

61 Conclusions: The HUN-VE 3 study demonstrated waning VE with all vaccine types for all examined
62 outcomes during the Delta wave and confirmed the outstanding benefit of booster vaccination with
63 the mRNA or Janssen vaccines. This is the first study to provide comparable effectiveness results for
64 six different booster types during the Delta pandemic wave.

65 1 Introduction

66 In Hungary, six different SARS-CoV-2 vaccines were approved in the first half of 2021, and five of
67 them were investigated and showed high or very high short-term effectiveness against SARS-CoV-2
68 infection (Alpha variant) and Covid-19 related mortality in the nationwide HUN-VE 1 study (1). In
69 the second half of 2021, a growing number of studies started reporting a waning effectiveness for
70 vaccines over time, especially against the new, more infectious Delta variant and to less extent
71 against Covid-19 related death (B.1.617.2) (2,3,4,5,6). To maintain protection against emerging new
72 waves and variants, several European countries including Hungary started offering booster vaccine
73 doses in summer 2021 (7,8). The benefit of booster vaccination has been demonstrated by a number
74 of recent studies (9,10,11). On August 1, 2021, the Hungarian government introduced the option of a
75 booster dose with one of six vaccine types at least 4 months after primary immunization, particularly
76 for the vulnerable population such as people aged 60 years or older and those having chronic
77 illnesses (12).

78 The aim of our study was to estimate the effectiveness of six different vaccine types as well as their
79 combinations as primary or booster vaccines against SARS-CoV-2 infection, Covid-19 related
80 hospitalization and death during the Delta pandemic wave between September 2021 and December
81 2021 in Hungary. We also aimed to evaluate the durability of protection offered by vaccine
82 combinations to provide guidance for countries where multiple vaccine types are available.

83 2 Methods

84 The study population included Hungarian residents aged 18 to 100 years who were registered in the
85 Hungarian-COVID-19 Registry based on the National Public Health Center (NPHC) and National
86 Health Insurance Fund Manager (NHIFM) database on March 4, 2020, when the first case of Covid-
87 19 infection was detected in Hungary. Exclusion criteria included any inconsistencies in data such as
88 a person receiving two different vaccine types for primary immunization, missing information on the
89 type of the second vaccine dose, first vaccination administered before the first potential date of
90 administration, fewer than 14 days between the first and second doses, a date of diagnosis before the
91 first case was officially reported, or a date of death preceding the date of first vaccination. Fewer than
92 1,000 cases were excluded for reasons other than age outside the predefined range.

93 Cases of SARS-CoV-2 infection were reported on a daily basis using a centralized system via the
94 National Public Health Center (NPHC). The report is based on (i) Covid-19-related symptoms
95 identified by hospital physicians and general practitioners, (ii) positive nucleic acid amplification test
96 reported by microbiological laboratories. Cases identified by symptoms were confirmed by PCR or
97 antigen test included in the EC rapid test list (13). Covid-19 related hospitalization was defined as
98 hospitalization with a positive PCR or antigen test within 5 days before or 20 days after admission to
99 hospital. Covid-19 related mortality was defined as death during SARS-CoV-2 positivity without
100 previously declared recovery and without another clear cause of death (e.g., accident, suicide). The
101 definition was based on WHO recommendations and defined by the healthcare government (14).

102 Individuals were classified as primary vaccinated if at least 14 days had passed since the
103 administration of the second dose of the BNT162b2 (Pfizer-BioNTech), HB02 (Sinopharm), Gam-
104 COVID-Vac (Sputnik-V), AZD1222 (AstraZeneca), or mRNA-1273 (Moderna) vaccines, or the first
105 dose of Ad26.COV2.S (Janssen). At any time point during the study period, the unvaccinated, control
106 population included individuals who had not received any dose of any Covid-19 vaccine type
107 beforehand.

108 Vaccine effectiveness (VE) was defined as 1 minus the incidence rate ratio of the outcome in
109 question. Vaccine combinations administered to at least 3,000 people by December 31, 2021 or with
110 at least 300 cases from the start of the pandemic until December 31, 2021 in Hungary were included
111 in the analysis. Vaccine combinations were further broken down into subcategories according to the
112 time elapsed since their administration. These subcategories were defined as 14–120, 121–180, 181–
113 240, or more than 240 days. For booster vaccinations, only the 14–120 days category was
114 established, because there were very few individuals during the Delta wave who had received their
115 booster vaccination more than 120 days earlier.

116 All Hungarian residents aged 18–100 years who were registered in the NHIFM on March 4, 2020
117 were considered unvaccinated and uninfected persons apart from the first identified cases of Covid-
118 19 infection. For each day afterwards until the end of the study period, we calculated the number of
119 individuals at risk for different groups by age, sex, history of certain chronic diseases and
120 vaccination, taking into account the types of vaccines and the time elapsed since their administration
121 (intervention). Individuals who died were removed from the study base. The numbers of new
122 registered infections, COVID-19 related hospitalizations, and deaths were registered for each day
123 according to intervention, and individuals experiencing an outcome were removed from the study
124 population of the respective analysis. Person-days for each intervention group were calculated by
125 adding up the number of persons in each group for each day.

126 Age was categorized as 18–24, 25–34, 35–44, 45–54, 55–64, 65–74, 75–84, and 85–100 years. The
127 presence of chronic diseases was identified based on in- and outpatient health service utilization and
128 prescription data from the NHIFM between January 1, 2013 and March 3, 2021. The following
129 chronic conditions were considered: cardiovascular diseases (myocardial infarction, angina, chronic
130 heart failure, peripheral vascular disease, and stroke), diabetes mellitus (type 1 and type 2),
131 immunosuppression (immunosuppressive therapy and transplantation), chronic pulmonary diseases
132 (asthma and chronic obstructive pulmonary diseases), neoplasms, and chronic kidney diseases. The
133 definitions of chronic diseases are presented in Supplementary Table 1.

134 Incidence rates (number of outcomes divided by person-time of observation) together with their exact
135 95% confidence intervals (CIs) were calculated for the period between September 13, 2021 and
136 December 31, 2021 (Delta wave). Rate ratios with their exact confidence intervals were obtained
137 considering unvaccinated as the reference category, using STATA (version 16.1).

138 Mixed effect negative binomial regression model was used to derive adjusted incidence rate ratios
139 (IRRs) with 95% CIs for each outcome adjusted for age, sex, history of different chronic diseases,
140 and calendar day (modelled as a random effect), which is better suited for over-dispersed count data
141 than the traditional Poisson regression. The model is a random intercept model, which allows for
142 different incidence rates in the reference category (i.e., unvaccinated) each day, but assumes fixed
143 effect of the intervention categories. Separate models were fitted to estimate age group specific
144 effects (i.e., 18–64 years and 65–100 years).

145 The study was approved by the Central Ethical Committee of Hungary (OGYÉI/10296-1/2022 and
146 IV/1722- 1/2022/EKU).

147 **3 Results**

148 The study population included 8,087,988 individuals (18-64 years: n=6,193,552, 65-100 years:
149 n=1,894,436) at the beginning of the pandemic.

150 In the age group of 16–64 years, the crude incidence rate of SARS-CoV-2 infection was 67.6 per
151 100,000 person-days in the unvaccinated cohort during the Delta wave. In the primary vaccination
152 cohorts, crude incidence rates varied between 5.2 and 38.3 per 100,000 person-days after 14–120
153 days of the second vaccine dose (Supplementary Table 2). Crude incidence rates of infection
154 progressively increased 120–180, 181–240 and >240 days after the second vaccine dose for each
155 vaccine type, even exceeding crude incidence rates of the unvaccinated population 6 months after
156 primary vaccination. On the other hand, after booster vaccination with the Pfizer-BioNTech,
157 Moderna or Janssen vaccines, crude incidence rates fell below 20 per 100,000 person-days,
158 regardless of the type of vaccines used for primary immunization except for the Sputnik-V, Sputnik-
159 V, Janssen combination. On the other hand, booster vaccination with the Sinopharm vaccine resulted
160 in crude incidence rates of 25.2–61.2 per 100,000 person-days, depending on the type of the primary
161 vaccination (Supplementary Table 2).

162 Similar results were seen in the 65–100 years age cohort: lower crude incidence rates of SARS-CoV-
163 2 infection 14–120 days after primary vaccination for each vaccine type compared to the
164 unvaccinated cohort (54.8 per 100,000 person-days), increasing infection rates after 4 months, and
165 very low rates (<10 per 100,000 person-days) after booster vaccination with mRNA vaccines,
166 regardless of primary vaccine types (Supplementary Table 3).

167 Higher effectiveness and slightly less waning of protection were found against Covid-19 related
168 hospitalization and death in both age groups. However, both hospitalization and mortality rates were
169 close to respective rates in the unvaccinated cohort 240 days after the second vaccine dose for most
170 vaccine types, while booster vaccination led to relevant decreases in the incidence rates of these
171 outcomes (Supplementary Tables 4–7).

172 After adjusting for age, sex, chronic diseases, and calendar day, vaccine effectiveness of primary
173 vaccination against SARS-CoV-2 infection varied between 10.9% and 76.9% 14–120 days after the
174 second dose in the 16–64 years age cohort (Figure 1A), and between 17.8% and 79.1% in the 65–100
175 years age cohort (Figure 2A). Adjusted vaccine effectiveness decreased to close to zero in the
176 younger age group and around 40% or somewhat less in the elderly after 6 months for almost all
177 vaccine types. In the population aged 65–100 years, we found high, 88.1%–92.5% adjusted
178 effectiveness against Covid-19 infection after the Pfizer-BioNTech booster dose, and 92.2%–95.6%
179 adjusted effectiveness after the Moderna booster during the first 4 months after booster
180 immunization. The Sinopharm and Janssen boosters provided 26.5%–75.3% and 72.9%–100.00%
181 adjusted effectiveness, respectively, depending on primary immunization type (Figure 1A and 2A,
182 Supplementary Table 3).

183 In the primary immunized population aged 65–100 years, adjusted vaccine effectiveness against
184 Covid-19 related hospitalization was 76.6% with the Pfizer-BioNTech, 83.8% with the Moderna,
185 78.3% with the Sputnik-V, 73.8% with the AstraZeneca, 45.7% with the Sinopharm, and 26.4%
186 with the Janssen vaccine within 14–120 days after the second dose (Figure 2B, Supplementary Table
187 5). The waning of protection against Covid-19 related hospitalization was much less pronounced than
188 against SARS-CoV-2 infection. Nevertheless, after more than 240 days, primary Pfizer-BioNTech,
189 Moderna, Sputnik-V, and Sinopharm vaccinations had lost around 20% of their effectiveness in
190 relative terms against Covid-19 related hospitalization. Booster vaccination with mRNA vaccines or
191 the Janssen vaccine increased adjusted effectiveness up to almost 100% (92.1% to 97.6% for Pfizer-
192 BioNTech booster, 94.8% to 98.3% for Moderna booster and 90.00% to 100.00% for Janssen booster
193 doses) irrespective of the vaccine type used for primary immunization, while the Sinopharm booster
194 dose proved to be less effective in this regard (57.1% to 86.7%) (Figure 2B, Supplementary Table 5).

195

196 In individuals aged 65–100 years, vaccine effectiveness against Covid-19 related death after primary
197 immunization was high or moderate (Pfizer-BioNTech: 81.5%, Moderna: 93.2%, Sputnik-V:
198 100.0%, AstraZeneca: 84.8%, Sinopharm: 58.6%, Janssen: 53.3%). Vaccine effectiveness decreased
199 to 60.2% for the Pfizer-BioNTech, 71.9% for the Moderna, 63.0% for the Sputnik-V, and 36.4% for
200 the Sinopharm vaccines by >240 days after the completion of primary immunization. All types of
201 booster vaccines restored effectiveness up to almost 100% (95.8% to 100.00% for the Pfizer-
202 BioNTech booster, 97.0% to 98.2% for the Moderna booster and 94.2% to 100.00% for the Janssen
203 booster depending on prior vaccine types), except for the Sinopharm booster (55.3% after 2 doses of
204 AstraZeneca to 86.8% after 2 doses of Sinopharm) (Figure 2C, Supplementary Table 7).

205 In the age group of 18–64 years, vaccine effectiveness against Covid-19 related death was somewhat
206 higher than in the 65–100 years age group. Similarly to the older population, the Sinopharm and
207 Janssen vaccines showed lower effectiveness compared to other vaccine types. The patterns of
208 waning were very similar in the two age groups, with slightly less waning in terms of Covid-19
209 related hospitalization and mortality (Figure 1, Supplementary Table 6).

210 **4 Discussion**

211 We found lower vaccine effectiveness against the Delta variant (B.1.617.2) within the first 4 months
212 after primary immunization compared to effectiveness rates reported by the HUN-VE 1 study for
213 spring 2021 against the Alpha variant (B.1.1.7) (1), although the results are not directly comparable.
214 The lower effectiveness of globally available vaccine types against the Delta variant compared to
215 Alpha has been widely reported (15,15,17,18,19). Our study is among the first to report effectiveness
216 data for the Sinopharm, Sputnik-V, and Janssen vaccines against the Delta variant, showing a lower
217 benefit for Janssen and Sinopharm compared to other vaccine types.

218 Most vaccine types provided sustained protection and high effectiveness against Covid-19 related
219 death and hospitalization even after only two doses, which is in line with previous publications
220 (20,21). A recent prospective study from the United States reported similar, 85% effectiveness of
221 mRNA vaccines against Covid-19 related hospitalization among patients infected with the Delta or
222 Alpha SARS-CoV-2 variant after two doses (20). In a study conducted in the United Arab Emirates
223 (UAE), the Sinopharm and Pfizer-BioNTech vaccines provided 95% and 98% effectiveness against
224 Covid-19 related hospitalization in patients infected with the Delta variant, respectively (22). We
225 found high protection against mortality of Pfizer-BioNTech, Moderna, Sputnik-V, and AstraZeneca
226 vaccines but lower than 60% effectiveness for the Janssen and Sinopharm vaccines during the Delta
227 wave in these age groups.

228 Waning effectiveness was observed for all outcomes, mostly for protection against SARS-CoV-2
229 infection, especially 6 months after primary immunization. The waning of vaccine effectiveness after
230 primary immunization is widely discussed (23,24), and in most cases it is attributed to the time-
231 dependent decrease of neutralizing response against the SARS-CoV-2 virus. However, most studies
232 have reported maintained and only slightly decreased protection against severe outcomes (4,5,6,25).

233 There have been very few comparative studies on Sinopharm and other vaccines. The Pfizer vaccine
234 was found to be superior to Sinopharm with respect to post-vaccination quantitative antibody titers
235 (26). Similarly, the Sputnik V vaccine was also more immunogenic compared to Sinopharm (27).
236 Regarding the Omicron variant, both Sinopharm and Janssen yielded significantly lower neutralizing

237 activities compared to Pfizer and Moderna, (28) and, this may explain that in our study, these
238 vaccines showed a steeper decrease in efficacy over time.

239 Improved protection against all Covid-19 related outcomes with booster vaccines compared to
240 primary immunization has been demonstrated by a number of studies (9,10,11). In a recently
241 published preprint of HUN-VE 2 study from Hungary, booster vaccination provided 96% vaccine
242 effectiveness against SARS-CoV-2 related death as an overall result in comparison to those, having
243 only primary immunization during the Delta wave, where these VE was only 73% (29). Another
244 study from Israel was among the first to report a 93% lower risk of Covid-19 related hospitalization
245 and an 81% lower risk of Covid-19 related death among patients who had received three doses of the
246 Pfizer-BioNTech vaccine compared to those who had received only two doses at least 5 months
247 earlier (30). Later, another Israeli study confirmed the mid-term benefit of booster vaccination with
248 the Pfizer-BioNTech vaccine in the older population (50 years or older), with an adjusted hazard ratio
249 of 0.10 for Covid-19 related death after the third dose vs. primary immunization (11). In a phase 1/2
250 clinical trial, adults who had received the Pfizer-BioNTech, Janssen, or Moderna vaccine at least 12
251 weeks prior to enrolment had a 4.2 to 76-fold increase in neutralizing activity against a D614G
252 pseudovirus, and a 4.6 to 56-fold increase in binding antibody titers with all vaccine combinations.
253 Homologous booster doses resulted in a 4.2 to 20-fold increase in neutralizing antibody titers, while
254 heterologous boosters increased titers 6.2 to 76-fold (12). The benefit of booster doses was later
255 confirmed by the VISION Network providing vaccine effectiveness data against Covid-19-associated
256 emergency department and urgent care encounters or hospitalizations during the Delta and Omicron
257 waves (31). In a robust cohort study from the United Kingdom (U.K.), booster vaccination with
258 mRNA vaccines provided 85% to 95% relative effectiveness against symptomatic Covid-19 infection
259 and 97% to 99% absolute effectiveness against hospitalization in all age groups during the Delta
260 wave, irrespective of the primary course, with no sign of waning for up to 10 weeks (32). In line with
261 these observations, our study also demonstrated very high effectiveness against infection with the
262 Delta variant for mRNA booster vaccines during the first 4 months irrespective of the type of the
263 primary immunization, and very high, almost 100% effectiveness against Covid-19 related
264 hospitalization and death. Our results harmonized and partially explained by a recently published
265 Hungarian study, where administering a third dose of BNT162b2 (Pfizer-BioNTech) vaccine
266 following two doses of Sinopharm vaccines provided a significantly enhance both humoral and T
267 cell-mediated immune response, and its effectiveness was comparable to three doses of BNT162b2
268 vaccines (33).

269 On the other hand, our study showed less improvement in adjusted vaccine effectiveness after the
270 Sinopharm booster against SARS-CoV-2 infection and Covid-19 related hospitalization and death
271 both in younger and older age groups. Limited data are available on the benefit of the Sinopharm
272 vaccine as a booster option. Two Chinese study demonstrated the safety and high immunogenicity of
273 a third, homologous Sinopharm vaccination among healthy adults (34,35). To our knowledge, this is
274 the first on the effectiveness of the Sinopharm booster against SARS-CoV-2 infection and Covid-19
275 related hospitalization and death, particularly in comparison with mRNA vaccine boosters.

276 Although few people received Janssen booster vaccine, we were still able to examine its
277 effectiveness. It proved to be highly effective against SARS-CoV-2 infection as well as against
278 Covid-19 related hospitalization and death, with similar protection to mRNA boosters irrespective of
279 the type of the primary vaccination. Because only few people received AstraZeneca or Sputnik-V
280 boosters in our study, we were not able to assess the effectiveness of these combinations.

281 The strengths of our study include its nationwide nature inclusion of six different vaccines as primary
282 or booster immunization, the robust number of more than 6 million vaccinated individuals, the 4
283 different time frames for the evaluation of waning effectiveness after primary vaccination, the 3
284 different outcomes, and the adjustment for the history of chronic diseases.

285 However, despite adjustments for age, sex, calendar day, and chronic diseases, further important
286 covariates such as medications or socio-economic status were not included in the analysis. The latter
287 could be related to differences in the likelihood of seeking SARS-CoV-2 testing, chance of detection,
288 uptake of vaccines, prognosis of Covid-19, thus may also have resulted in residual confounding.
289 Furthermore, the diagnosis of SARS-CoV-2 infection could also be established based on clinical
290 symptoms, which might have resulted in differential misclassification, somewhat overestimating
291 vaccine efficacy because physicians might have been less likely to diagnose Covid-19 in vaccinated
292 individuals. On the other hand, misclassification might have biased the results in the other direction
293 (i.e., underestimation of vaccine efficacy), as well, regarding the first infection as outcome, as the
294 proportion of unregistered cases were likely to be higher among the unvaccinated population due to
295 the higher incidence among them. Because of the issue of unregistered cases, we did not censor
296 patients with registered infection in the analysis of the risk of hospitalization and death. As the
297 proportion of individuals with natural immunity were likely to be higher in the unvaccinated
298 population, our estimates can be considered conservative in respect of hospitalization and death.
299 Importantly, vaccine effectiveness was demonstrated when the Delta SARS-CoV-2 variant
300 (B.1.617.2) was the dominant strain in Hungary, therefore, the results do not represent the
301 effectiveness of investigated vaccines against the Omicron variant (B.1.1.529) or against new,
302 upcoming variants.

303 In conclusion, the nationwide HUN-VE 3 study provides a comprehensive overview of the durability
304 and effectiveness of SARS-CoV-2 vaccines against infection, Covid-19 related hospitalization and
305 mortality with six different vaccine types used for primary immunization and booster doses after
306 primary immunization with various vaccine types. We found significantly waning vaccine
307 effectiveness after primary immunization with each vaccine type, especially against SARS-CoV-2
308 infection and to a lesser degree against severe Covid-19 related outcomes. On the other hand, our
309 study demonstrates the outstanding benefit of mRNA and Janssen booster vaccines against all Covid-
310 19 related outcomes, irrespective of previously administered vaccine types.

311 5 References

- 312 1. Vokó, Z., Kiss, Z., Surján, G., Surján, O., Barcza, Z., Pályi, B., Formanek-Balku, E., Molnár,
313 G. A., Herczeg, R., Gyenesei, A., Miseta, A., Kollár, L., Wittmann, I., Müller, C., & Kásler, M.
314 (2022). Nationwide effectiveness of five SARS-CoV-2 vaccines in Hungary-the HUN-VE study.
315 *Clinical microbiology and infection : the official publication of the European Society of Clinical
316 Microbiology and Infectious Diseases*, 28(3), 398–404. <https://doi.org/10.1016/j.cmi.2021.11.011>
- 317 2. Tartof, S. Y., Slezak, J. M., Fischer, H., Hong, V., Ackerson, B. K., Ranasinghe, O. N.,
318 Frankland, T. B., Ogun, O. A., Zamparo, J. M., Gray, S., Valluri, S. R., Pan, K., Angulo, F. J., Jodar,
319 L., & McLaughlin, J. M. (2021). Effectiveness of mRNA BNT162b2 COVID-19 vaccine up to 6
320 months in a large integrated health system in the USA: a retrospective cohort study. *Lancet (London,
321 England)*, 398(10309), 1407–1416.
- 322 3. Chemaitelly, H., Tang, P., Hasan, M. R., AlMukdad, S., Yassine, H. M., Benslimane, F. M.,
323 Al Khatib, H. A., Coyle, P., Ayoub, H. H., Al Kanaani, Z., Al Kuwari, E., Jeremijenko, A.,

- 324 Kaleeckal, A. H., Latif, A. N., Shaik, R. M., Abdul Rahim, H. F., Nasrallah, G. K., Al Kuwari, M.
325 G., Al Romaihi, H. E., Butt, A. A., ... Abu-Raddad, L. J. (2021). Waning of BNT162b2 Vaccine
326 Protection against SARS-CoV-2 Infection in Qatar. *The New England Journal of Medicine*, 385(24),
327 e83.
- 328 4. Goldberg, Y., Mandel, M., Bar-On, Y. M., Bodenheimer, O., Freedman, L., Haas, E. J., Milo,
329 R., Alroy-Preis, S., Ash, N., & Huppert, A. (2021). Waning Immunity after the BNT162b2 Vaccine
330 in Israel. *The New England Journal of Medicine*, 385(24), e85.
- 331 5. Cohn, B. A., Cirillo, P. M., Murphy, C. C., Krigbaum, N. Y., & Wallace, A. W. (2022).
332 SARS-CoV-2 vaccine protection and deaths among US veterans during 2021. *Science (New York,*
333 *N.Y.)*, 375(6578), 331–336.
- 334 6. CH. Hansen, AB. Schelde, IR. Moustsen-Helm, HD. Emborg, TG. Krause, K. Mølbak, P.
335 Valentiner-Branth. Vaccine effectiveness against SARS-CoV-2 infection with the Omicron or Delta
336 variants following a two-dose or booster BNT162b2 or mRNA-1273 vaccination series: A Danish
337 cohort study. *medRxiv 2021.12.20.21267966*; doi: <https://doi.org/10.1101/2021.12.20.21267966>
- 338 7. Barda, N., Dagan, N., Cohen, C., Hernán, M. A., Lipsitch, M., Kohane, I. S., Reis, B. Y., &
339 Balicer, R. D. (2021). Effectiveness of a third dose of the BNT162b2 mRNA COVID-19 vaccine for
340 preventing severe outcomes in Israel: an observational study. *Lancet (London, England)*, 398(10316),
341 2093–2100.
- 342 8. Arbel, R., Hammerman, A., Sergienko, R., Friger, M., Peretz, A., Netzer, D., & Yaron, S.
343 (2021). BNT162b2 Vaccine Booster and Mortality Due to Covid-19. *The New England Journal of*
344 *Medicine*, 385(26), 2413–2420.
- 345 9. CH. Hansen, AB. Schelde, IR. Moustsen-Helm, HD. Emborg, TG. Krause, K. Mølbak, P.
346 Valentiner-Branth. Vaccine effectiveness against SARS-CoV-2 infection with the Omicron or Delta
347 variants following a two-dose or booster BNT162b2 or mRNA-1273 vaccination series: A Danish
348 cohort study. *medRxiv 2021.12.20.21267966*; doi: <https://doi.org/10.1101/2021.12.20.21267966>
- 349 10. Barda, N., Dagan, N., Cohen, C., Hernán, M. A., Lipsitch, M., Kohane, I. S., Reis, B. Y., &
350 Balicer, R. D. (2021). Effectiveness of a third dose of the BNT162b2 mRNA COVID-19 vaccine for
351 preventing severe outcomes in Israel: an observational study. *Lancet (London, England)*, 398(10316),
352 2093–2100.
- 353 11. Arbel, R., Hammerman, A., Sergienko, R., Friger, M., Peretz, A., Netzer, D., & Yaron, S.
354 (2021). BNT162b2 Vaccine Booster and Mortality Due to Covid-19. *The New England Journal of*
355 *Medicine*, 385(26), 2413–2420.
- 356 12. Koronavirus.gov.hu site – official site of Hungarian Government:
357 [https://koronavirus.gov.hu/cikkek/magyarorszag-az-also-ahol-mar-harmadik-oltasra-lehet-idopontot-](https://koronavirus.gov.hu/cikkek/magyarorszag-az-also-ahol-mar-harmadik-oltasra-lehet-idopontot-foglalni)
358 [foglalni](https://koronavirus.gov.hu/cikkek/magyarorszag-az-also-ahol-mar-harmadik-oltasra-lehet-idopontot-foglalni)
- 359 13. European Commission Directorate-General For Health And Food Safety. EU health
360 preparedness: A common list of COVID-19 rapid antigen tests and a common standardised set of
361 data to be included in COVID-19 test result certificates. Available at:
362 [https://ec.europa.eu/health/sites/default/files/preparedness_response/docs/covid-19_rat_common-](https://ec.europa.eu/health/sites/default/files/preparedness_response/docs/covid-19_rat_common-list_en.pdf)
363 [list_en.pdf](https://ec.europa.eu/health/sites/default/files/preparedness_response/docs/covid-19_rat_common-list_en.pdf) [accessed 3 October 2021]

- 364 14. World Health Organization. (2020). International guidelines for certification and
365 classification (coding) of COVID-19 as cause of death.
366 www.who.int/classifications/icd/Guidelines_Cause_of_Death_COVID-19.pdf. Date last updated: 16
367 April 2020. Date last accessed: 19 August 2021.
- 368 15. Puranik, A., Lenehan, P. J., Silvert, E., Niesen, M., Corchado-Garcia, J., O'Horo, J. C., Virk,
369 A., Swift, M. D., Halamka, J., Badley, A. D., Venkatakrisnan, A. J., & Soundararajan, V. (2021).
370 Comparison of two highly-effective mRNA vaccines for COVID-19 during periods of Alpha and
371 Delta variant prevalence. medRxiv : the preprint server for health sciences, 2021.08.06.21261707.
372 <https://doi.org/10.1101/2021.08.06.21261707>
- 373 16. Hayawi, K., Shahriar, S., Serhani, M. A., Alashwal, H., & Masud, M. M. (2021). Vaccine
374 versus Variants (3Vs): Are the COVID-19 Vaccines Effective against the Variants? A Systematic
375 Review. *Vaccines*, 9(11), 1305. <https://doi.org/10.3390/vaccines9111305>
- 376 17. Kislaya, I., Rodrigues, E. F., Borges, V., Gomes, J. P., Sousa, C., Almeida, J. P., Peralta-
377 Santos, A., Nunes, B., & PT-COVID-19 Group (2022). Comparative Effectiveness of Coronavirus
378 Vaccine in Preventing Breakthrough Infections among Vaccinated Persons Infected with Delta and
379 Alpha Variants. *Emerging infectious diseases*, 28(2), 331–337.
380 <https://doi.org/10.3201/eid2802.211789>
- 381 18. Lopez Bernal, J., Andrews, N., Gower, C., Gallagher, E., Simmons, R., Thelwall, S., Stowe,
382 J., Tessier, E., Groves, N., Dabrera, G., Myers, R., Campbell, C., Amirthalingam, G., Edmunds, M.,
383 Zambon, M., Brown, K. E., Hopkins, S., Chand, M., & Ramsay, M. (2021). Effectiveness of Covid-
384 19 Vaccines against the B.1.617.2 (Delta) Variant. *The New England Journal of Medicine*, 385(7),
385 585–594. <https://doi.org/10.1056/NEJMoa2108891>
- 386 19. Sheikh, A., McMenamin, J., Taylor, B., Robertson, C., & Public Health Scotland and the
387 EAVE II Collaborators (2021). SARS-CoV-2 Delta VOC in Scotland: demographics, risk of hospital
388 admission, and vaccine effectiveness. *Lancet (London, England)*, 397(10293), 2461–2462.
389 [https://doi.org/10.1016/S0140-6736\(21\)01358-1](https://doi.org/10.1016/S0140-6736(21)01358-1)
- 390 20. Luring, A. S., Tenforde, M. W., Chappell, J. D., Gaglani, M., Ginde, A. A., McNeal, T.,
391 Ghamande, S., Douin, D. J., Talbot, H. K., Casey, J. D., Mohr, N. M., Zepeski, A., Shapiro, N. I.,
392 Gibbs, K. W., Files, D. C., Hager, D. N., Shehu, A., Prekker, M. E., Erickson, H. L., Exline, M. C.,
393 Influenza and Other Viruses in the Acutely Ill (IVY) Network (2022). Clinical severity of, and
394 effectiveness of mRNA vaccines against, covid-19 from omicron, delta, and alpha SARS-CoV-2
395 variants in the United States: prospective observational study. *BMJ (Clinical research ed.)*, 376,
396 e069761. <https://doi.org/10.1136/bmj-2021-069761>
- 397 21. Fiolet, T., Kherabi, Y., MacDonald, C. J., Ghosn, J., & Peiffer-Smadja, N. (2022). Comparing
398 COVID-19 vaccines for their characteristics, efficacy and effectiveness against SARS-CoV-2 and
399 variants of concern: a narrative review. *Clinical microbiology and infection : the official publication*
400 *of the European Society of Clinical Microbiology and Infectious Diseases*, 28(2), 202–221.
401 <https://doi.org/10.1016/j.cmi.2021.10.005>
- 402 22. Mousa, M., Albreiki, M., Alshehhi, F., AlShamsi, S., Marzouqi, N. A., Alawadi, T., Alrand,
403 H., Alsafar, H., & Fikri, A. (2022). Similar effectiveness of the inactivated vaccine BBIBP-CorV
404 (Sinopharm) and the mRNA vaccine BNT162b2 (Pfizer-BioNTech) against COVID-19 related

- 405 hospitalizations during the Delta outbreak in the United Arab Emirates. *Journal of Travel Medicine*,
406 taac036. Advance online publication. <https://doi.org/10.1093/jtm/taac036>
- 407 23. Levine-Tiefenbrun, M., Yelin, I., Alapi, H., Katz, R., Herzel, E., Kuint, J., Chodick, G., Gazit,
408 S., Patalon, T., & Kishony, R. (2021). Viral loads of Delta-variant SARS-CoV-2 breakthrough
409 infections after vaccination and booster with BNT162b2. *Nature Medicine*, 27(12), 2108–2110.
410 <https://doi.org/10.1038/s41591-021-01575-4>
- 411 24. Pouwels, K. B., Pritchard, E., Matthews, P. C., Stoesser, N., Eyre, D. W., Vihta, K. D.,
412 House, T., Hay, J., Bell, J. I., Newton, J. N., Farrar, J., Crook, D., Cook, D., Rourke, E., Studley, R.,
413 Peto, T., Diamond, I., & Walker, A. S. (2021). Effect of Delta variant on viral burden and vaccine
414 effectiveness against new SARS-CoV-2 infections in the UK. *Nature Medicine*, 27(12), 2127–2135.
415 <https://doi.org/10.1038/s41591-021-01548-7>
- 416 25. Tang, P., Hasan, M. R., Chemaitelly, H., Yassine, H. M., Benslimane, F. M., Al Khatib, H.
417 A., AlMukdad, S., Coyle, P., Ayoub, H. H., Al Kanaani, Z., Al Kuwari, E., Jeremijenko, A.,
418 Kaleeckal, A. H., Latif, A. N., Shaik, R. M., Abdul Rahim, H. F., Nasrallah, G. K., Al Kuwari, M.
419 G., Al Romaihi, H. E., Butt, A. A., ... Abu-Raddad, L. J. (2021). BNT162b2 and mRNA-1273
420 COVID-19 vaccine effectiveness against the SARS-CoV-2 Delta variant in Qatar. *Nature Medicine*,
421 27(12), 2136–2143. <https://doi.org/10.1038/s41591-021-01583-4>
- 422 26. Alqassieh, R., Suleiman, A., Abu-Halaweh, S., Santarisi, A., Shatnawi, O., Shdaifat, L.,
423 Tarifi, A., Al-Tamimi, M., Al-Shudifat, A. E., Alsmadi, H., Al Sharqawi, A., Alnawaiseh, H.,
424 Anasweh, Y., Domaidah, F. A., Jaber, H. A., Al-Zarir, M. R., & Bsisu, I. (2021). Pfizer-BioNTech
425 and Sinopharm: A Comparative Study on Post-Vaccination Antibody Titers. *Vaccines*, 9(11), 1223.
426 <https://doi.org/10.3390/vaccines9111223>
- 427 27. Stoma I, Korsak K, Voropaev E, Osipkina O, Kovalev A. Comparative study of
428 immunogenicity and safety of Gam-COVID-Vac and Sinopharm BBIBP-CorV vaccines in Belarus.
429 medRxiv 2022.02.05.22270499; doi: <https://doi.org/10.1101/2022.02.05.22270499>
- 430 28. Cameroni E, Saliba C, Bowen JE, Rosen LE, Culap K, Pinto D et al. Broadly neutralizing
431 antibodies overcome SARS-CoV-2 Omicron antigenic shift. bioRxiv 2021.12.12.472269; doi:
432 <https://doi.org/10.1101/2021.12.12.472269>
- 433 29. Kiss Z, Wittmann I, Polivka L, Surján Gy, Surján O, Barcza Zs. Kassler M et al. Nationwide
434 Effectiveness of First and Second SARS-CoV2 Booster Vaccines during the Delta and Omicron
435 Pandemic Waves in Hungary (HUN-VE 2 Study). medRxiv 2022.03.27.22273000; doi:
436 <https://doi.org/10.1101/2022.03.27.22273000>
- 437 30. Barda, N., Dagan, N., Cohen, C., Hernán, M. A., Lipsitch, M., Kohane, I. S., Reis, B. Y., &
438 Balicer, R. D. (2021). Effectiveness of a third dose of the BNT162b2 mRNA COVID-19 vaccine for
439 preventing severe outcomes in Israel: an observational study. *Lancet (London, England)*, 398(10316),
440 2093–2100. [https://doi.org/10.1016/S0140-6736\(21\)02249-2](https://doi.org/10.1016/S0140-6736(21)02249-2)
- 441 31. Ferdinands JM, Rao S, Dixon BE, et al. Waning 2-Dose and 3-Dose Effectiveness of mRNA
442 Vaccines Against COVID-19–Associated Emergency Department and Urgent Care Encounters and
443 Hospitalizations Among Adults During Periods of Delta and Omicron Variant Predominance —
444 VISION Network, 10 States, August 2021–January 2022. *MMWR Morb Mortal Wkly Rep*
445 2022;71:255–263. DOI: [http://dx.doi.org/10.15585/mmwr.mm7107e2external icon](http://dx.doi.org/10.15585/mmwr.mm7107e2external%20icon).

- 446 32. Andrews, N., Stowe, J., Kirsebom, F., Toffa, S., Sachdeva, R., Gower, C., Ramsay, M., &
447 Lopez Bernal, J. (2022). Effectiveness of COVID-19 booster vaccines against COVID-19-related
448 symptoms, hospitalization and death in England. *Nature Medicine*, 10.1038/s41591-022-01699-1.
449 Advance online publication. <https://doi.org/10.1038/s41591-022-01699-1>
- 450 33. Matula, Z., Gönczi, M., Bekő, G., Kádár, B., Ajzner, É., Uher, F., Vályi-Nagy, I. Antibody
451 and T cell Responses against SARS-CoV-2 Elicited by the Third Dose of BBIBP-CorV (Sinopharm)
452 and BNT162b2 (Pfizer-BioNTech) Vaccines Using a Homologous or Heterologous Booster
453 Vaccination Strategy. *Vaccines* 2022, 10, 539. <https://doi.org/10.3390/vaccines10040539>
- 454 34. Ai, J., Zhang, Y., Zhang, H., Zhang, Q., Fu, Z., Lin, K., Song, J., Zhao, Y., Fan, M., Wang,
455 H., Zhou, Y., Chen, X., Qiu, C., & Zhang, W. (2022). Safety and immunogenicity of a third-dose
456 homologous BBIBP-CorV boosting vaccination: interim results from a prospective open-label study.
457 *Emerging Microbes & Infections*, 11(1), 639–647. <https://doi.org/10.1080/22221751.2022.2025746>
- 458 35. Zhang, Y., Yang, Y., Qiao, N., Wang, X., Ding, L., Zhu, X., Liang, Y., Han, Z., Liu, F.,
459 Zhang, X., & Yang, X. (2022). Early assessment of the safety and immunogenicity of a third dose
460 (booster) of COVID-19 immunization in Chinese adults. *Frontiers in Medicine*, 1–9. Advance online
461 publication. <https://doi.org/10.1007/s11684-021-0914-x>

462 **6 Conflict of Interest**

463 *Zsófia Barcza of Syntesia Medical Communications Ltd. received payment for medical writing*
464 *support from the National Public Health Center of Hungary. Zoltán Kiss is employed by MSD*
465 *Pharma Hungary Ltd., too. However, this provides no relevant conflict of interest for the current*
466 *research. At the time the study was performed, M.K served as the minister of human resources. The*
467 *ministry includes the secretariat for health.*

468 **7 Author Contributions**

469 Z Vokó: Conceptualization, Methodology, Formal analysis, Validation and Writing – Review &
470 Editing; Z Kiss and I Wittmann: Conceptualization, Methodology, Investigation, Visualization and
471 Writing – Original Draft; L Polivka Conceptualization, Methodology, Formal analysis, Validation,
472 Data curation; Gy Surján, P Nagy, I Kenessey, A Wéber: Conceptualization, Methodology,
473 Validation, Review & Editing; D Nagy, Gy. Rokszin: Conceptualization, Methodology, Formal
474 analysis; O Surján, V Müller, Z Szekanecz, J Szlávik: Conceptualization, Review & Editing; M
475 Kásler, C Müller: Conceptualization, Methodology, Investigation and Supervision; Zs Barcza:
476 Writing – Original Draft; GA Molnár: Validation, Project Administration

477 **8 Funding**

478 The Center for Health Technology Assessment of the Semmelweis University participated in the
479 project on a contractual basis made with the Ministry of Human Resources of Hungary and received
480 funding. Zsófia Barcza of Syntesia Medical Communications Ltd. received payment for medical
481 writing support from the National Public Health Center of Hungary.

482 **9 Acknowledgments**

483 The authors would like to thank Richárd Kiss for the initial data curation and dataset validation.

484 **10 Legend to Figures**

485 **Figure 1** Adjusted vaccine effectiveness against registered SARS-CoV-2 infection, Covid-19 related
486 hospitalization and death during the Delta wave in the Hungarian population aged 16–64 years.

487 *Datapoints marked with triangles at value 100% indicate vaccine combination categories where no
488 outcome occurred. In these categories, the person-time of observation is very limited.

489 **Figure 2** Adjusted vaccine effectiveness against registered SARS-CoV-2 infection, Covid-19 related
490 hospitalization and death during the Delta wave in the Hungarian population aged 65–100 years.

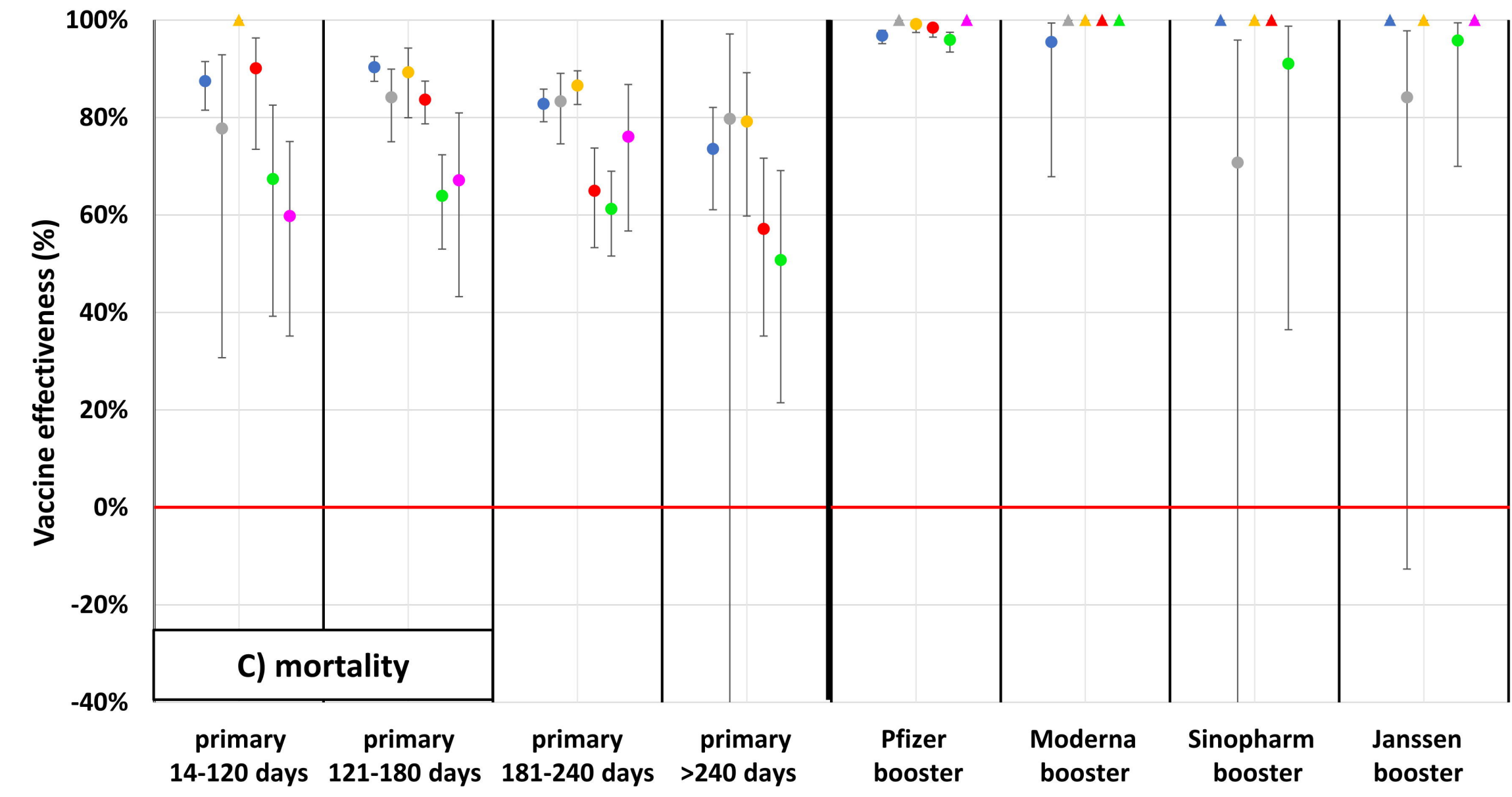
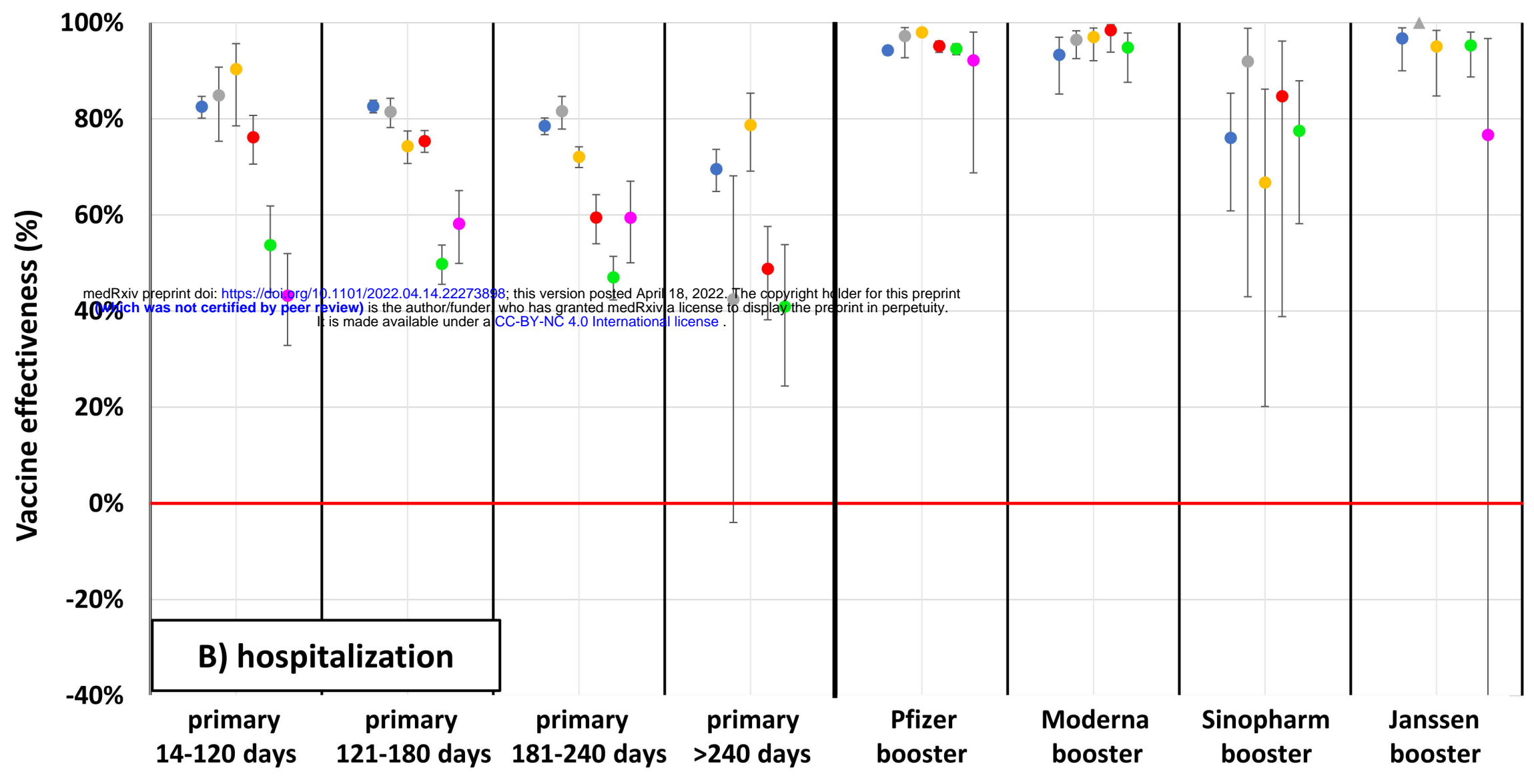
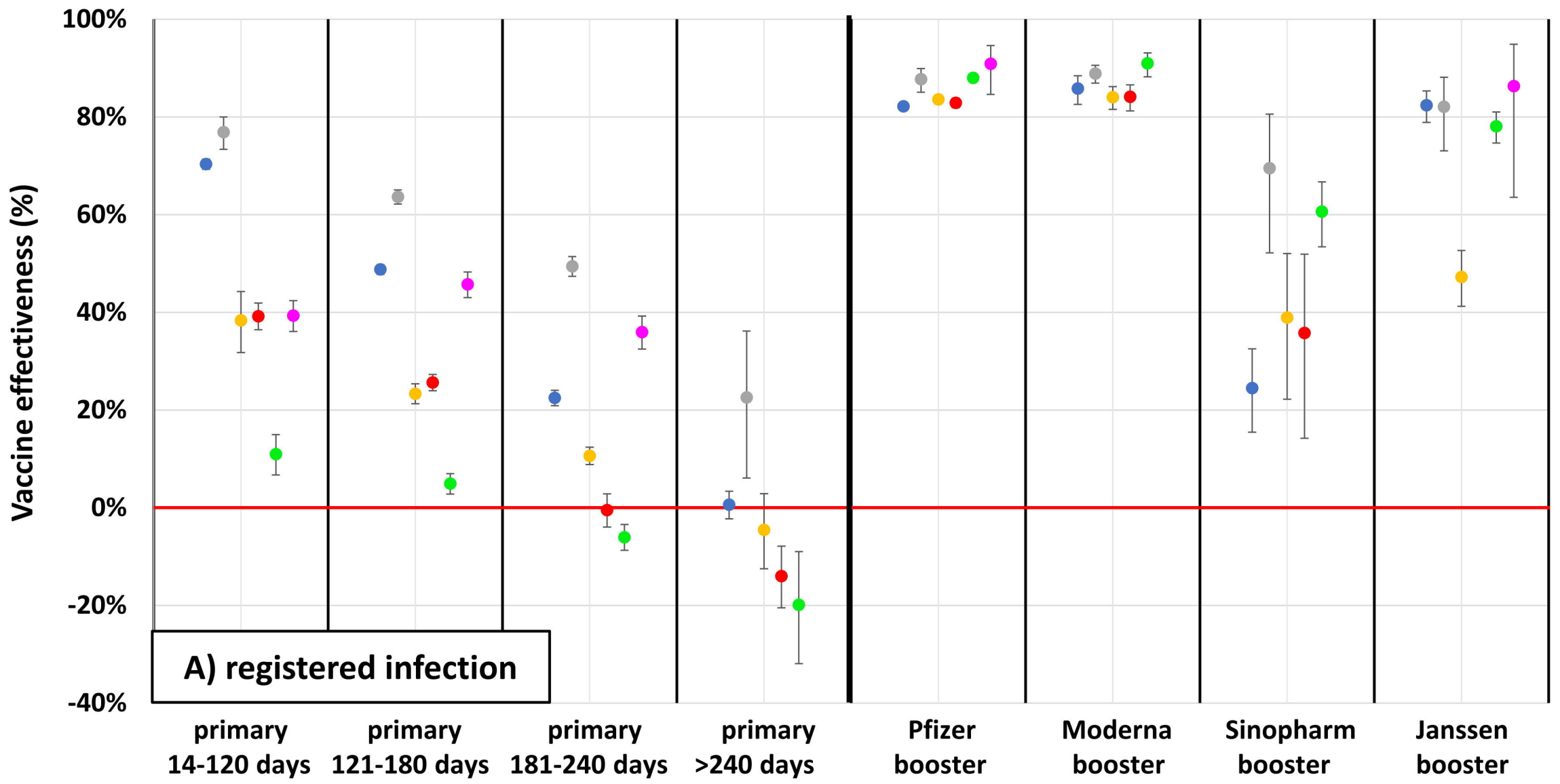
491 *Datapoints marked with triangles at value 100% indicate vaccine combination categories where no
492 outcome occurred. In these categories, the person-time of observation is very limited.

493 **11 Data Availability Statement**

494 The datasets generated for this study can be found in the MedRxiv repository. Further inquiries can
495 be directed to the corresponding author.

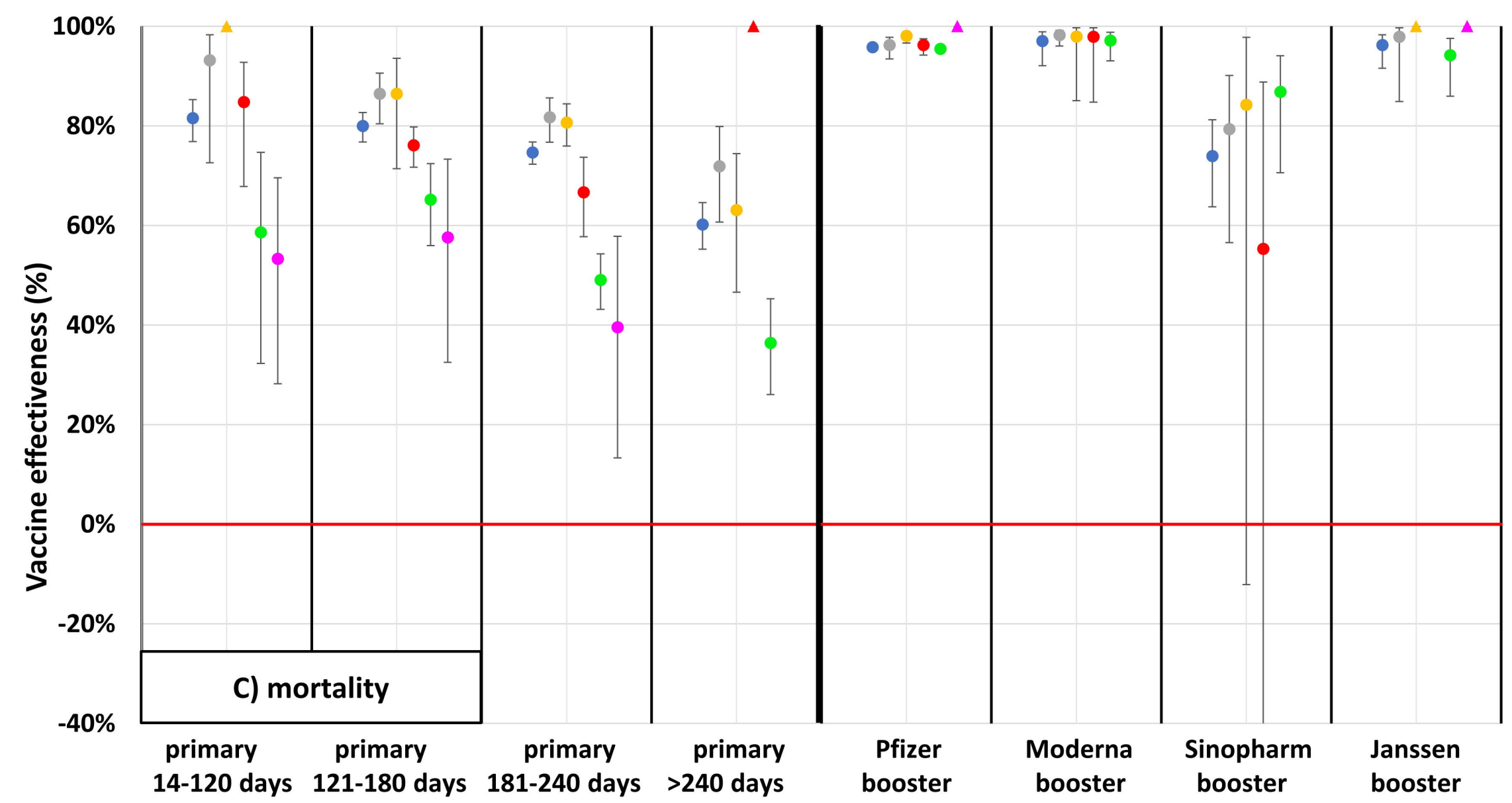
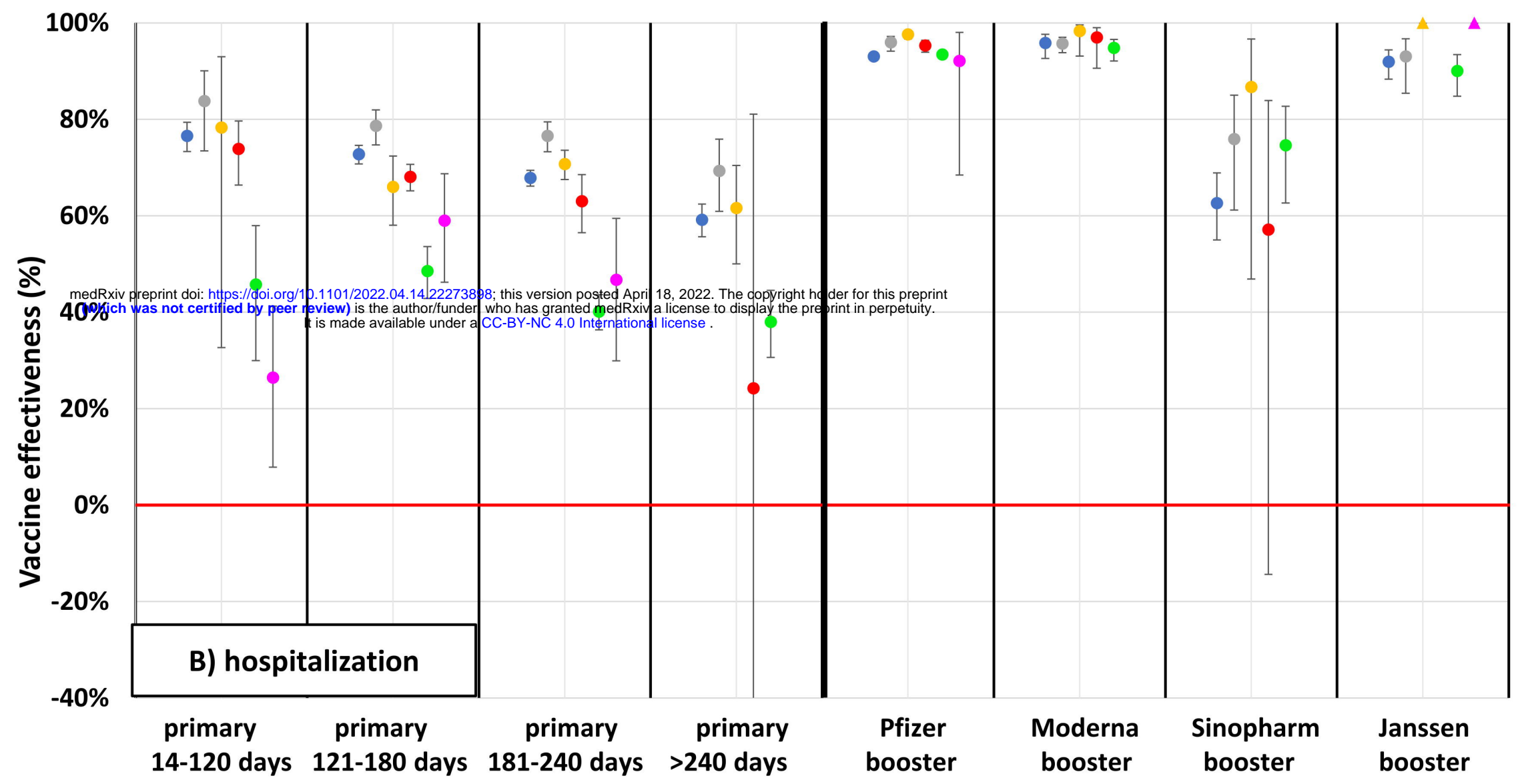
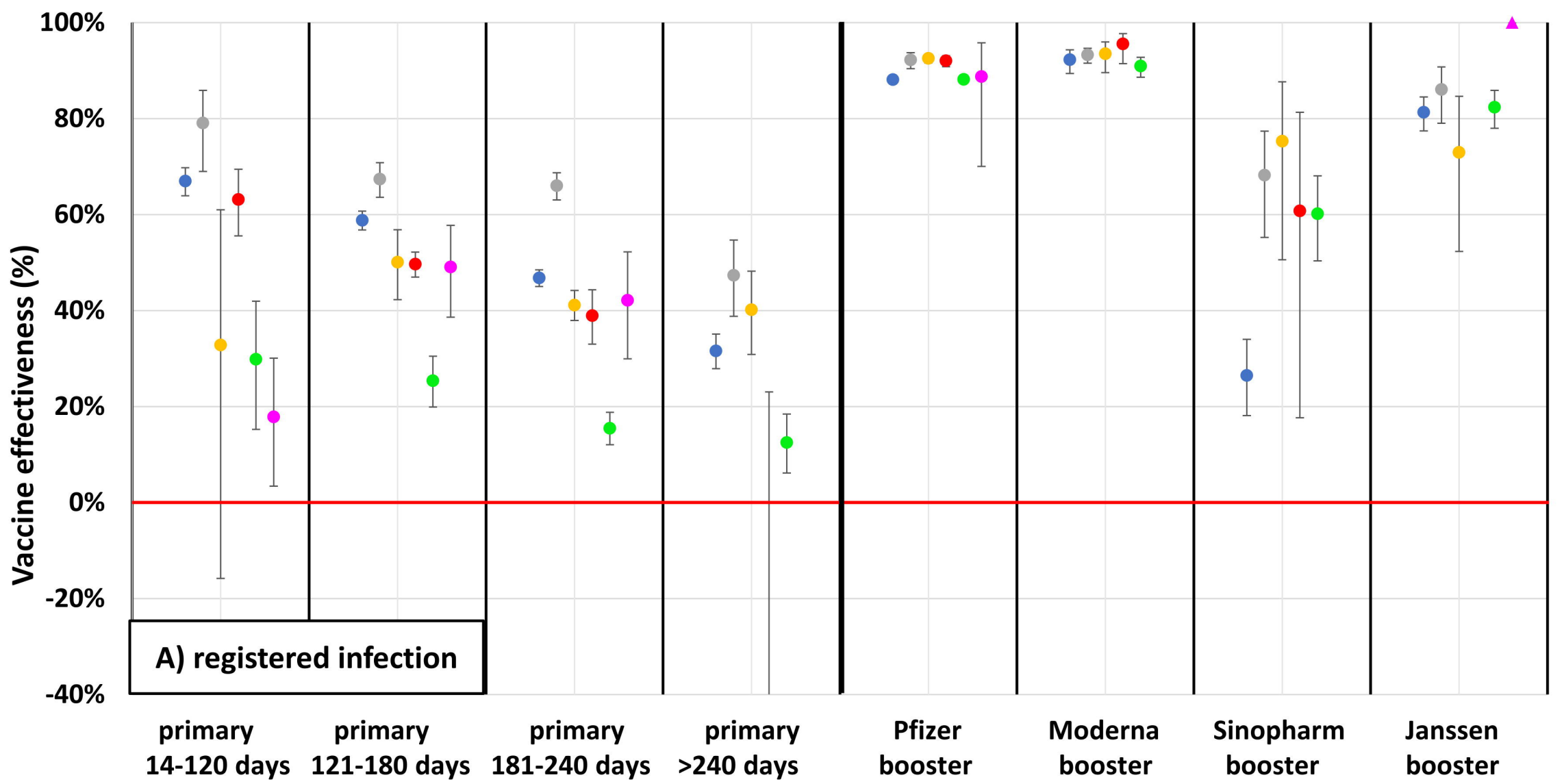
496 **12 Contribution to the field statement**

497 Vaccines became the cornerstone of defense against Covid-19, especially as lockdown measures
498 needed to be eased. In a previous study (HUN-VE 1) we investigated vaccine efficacy of five
499 different vaccines (mRNA-based, subunit-based and inactivated virus-based vaccines) during the
500 alpha wave. In the present paper, we analyze vaccine effectiveness (in terms of infection,
501 hospitalization, and mortality) in primary immunized and first boosted groups of cases during the
502 delta wave using nationwide data from Hungary related to six vaccine types (Pfizer-BioNTech,
503 Moderna, Sputnik-V, AstraZeneca, Sinopharm and in this paper also the Janssen vaccine). We show
504 waning of the protection over time with all vaccines used for primary vaccination. Different
505 combination of primary vaccinations and boosters were effective in a different manner (with
506 Sinopharm and Janssen vaccines somewhat less effective in most aspects). Overall, most boosters
507 restored vaccine effectiveness to nearly 100% in case of Covid-related hospitalization and Covid-
508 related mortality. The strengths of our study are, that it provides nationwide data, it enables
509 comparison of primary vaccinated vs. boosted groups, and that it enables comparison of six
510 different vaccine types. Furthermore, cases with age < 65 or >65 years could be separately analyzed,
511 providing data on vaccine effectiveness in the elderly.



Type of primary vaccination: ● Pfizer ● Moderna ● Sputnik ● Astra ● Sinopharm ● Janssen

medRxiv preprint doi: <https://doi.org/10.1101/2022.04.14.22273898>; this version posted April 18, 2022. The copyright holder for this preprint (which was not certified by peer review) is the author/funder, who has granted medRxiv a license to display the preprint in perpetuity. It is made available under a [CC-BY-NC 4.0 International license](https://creativecommons.org/licenses/by-nc/4.0/).



Type of primary vaccination: ● Pfizer ● Moderna ● Sputnik ● Astra ● Sinopharm ● Janssen

medRxiv preprint doi: <https://doi.org/10.1101/2022.04.14.22273898>; this version posted April 18, 2022. The copyright holder for this preprint (which was not certified by peer review) is the author/funder, who has granted medRxiv a license to display the preprint in perpetuity. It is made available under a [CC-BY-NC 4.0 International license](https://creativecommons.org/licenses/by-nc/4.0/).