

1 **Age and product dependent vaccine effectiveness against SARS-CoV-2 infection and hospitalisation**  
2 **among adults in Norway: a national cohort study, July – November 2021.**

3  
4 Jostein Starrfelt, PhD <sup>1#</sup>

5 Anders Skyrud Danielsen, MPhil <sup>1,2</sup>

6 Eirik Alnes Buanes, PhD <sup>3,4</sup>

7 Lene Kristine Juvet, PhD <sup>5</sup>

8 Trude Marie Lyngstad, PhD <sup>1</sup>

9 Gunnar Øyvind Isaksson Rø, PhD <sup>6</sup>

10 Lamprini Veneti, MSc<sup>1</sup>

11 Sara Viksmoen Watle, MD PhD <sup>5</sup>

12 Hinta Meijerink, PhD<sup>5</sup>

13

14 Affiliations:

15 1. Department of Infection Control and Preparedness, Norwegian Institute of Public Health, Oslo,  
16 Norway

17 2. Department of Microbiology, Oslo University Hospital

18 3. Norwegian Intensive Care and Pandemic Registry (NIPaR), Helse Bergen Health Trust, Bergen,  
19 Norway

20 4. Department of Anaesthesiology and Intensive Care Haukeland University Hospital, Bergen,  
21 Norway

22 5. Department of Infection Control and Vaccines, Norwegian Institute of Public Health, Oslo,  
23 Norway

24 6. Department of Development and Analytics, Norwegian Institute of Public Health, Oslo, Norway

25

26 #Corresponding author:

27 Jostein Starrfelt

28 Department of Infection Control and Preparedness

29 Norwegian Institute of Public Health

30 Postboks 222 Skøyen

31 0213 Oslo, Norway

32 [jostein.starrfelt@fhi.no](mailto:jostein.starrfelt@fhi.no)

33 +47 21 07 70 00

34

35 Word count: 3858

36 **Abstract**

37 Background: COVID-19 vaccines have been crucial in the pandemic response and understanding changes  
38 in vaccines effectiveness is essential to guide vaccine policies. Though the Delta variant is no longer  
39 dominant, understanding vaccines effectiveness properties will provide essential knowledge to  
40 comprehend the development of the pandemic and estimate potential changes over time.

41  
42 Methods: In this population-based cohort study, we estimated vaccine effectiveness against SARS-CoV-2  
43 infections, hospitalisations, intensive care admissions, and death using Cox proportional hazard models,  
44 across different vaccine product regimens and age groups, between 15 July and 31 November 2021  
45 (Delta variant period). Vaccine status is included as a time-varying covariate and all models were  
46 adjusted for age, sex, comorbidities, county of residence, country of birth, and living conditions. Data  
47 from the entire adult Norwegian population were collated from the National Preparedness Register for  
48 COVID-19 (Beredt C19).

49 Results: The overall adjusted vaccine effectiveness against infection decreased from 81.3% (confidence  
50 interval (CI): 80.7 to 81.9) in the first two to nine weeks after receiving a second dose to 8.6% (CI: 4.0 to  
51 13.1) after more than 33 weeks, compared to 98.6% (CI: 97.5 to 99.2) and 66.6% (CI: 57.9 to 73.6) against  
52 hospitalisation respectively. After the third dose (booster), the effectiveness was 75.9% (CI: 73.4 to 78.1)  
53 against infection and 95.0% (CI: 92.6 to 96.6) against hospitalisation. Spikevax or a combination of mRNA  
54 products provided the highest protection, but the vaccine effectiveness decreased with time since  
55 vaccination for all vaccine regimens.

56 Conclusions: Even though the vaccine effectiveness against infection wanes over time, all vaccine  
57 regimens remained effective against hospitalisation after the second vaccine dose. For all vaccine

58 regimens, a booster facilitated recovery of effectiveness. The results from this support the use of  
59 heterologous schedules, increasing flexibility in vaccination policy.

60 Funding: no external funding

61 Key words: COVID-19; SARS-CoV-2; COVID-19 Vaccines; Vaccine effectiveness; Proportional Hazards  
62 Models; Intensive Care Units; Mortality; Hospitalization; Cohort Studies; Vaccination; Norway; Registries

63

## 64 **Background**

65 Since the start of the COVID-19 pandemic, various COVID-19 vaccines have been approved for  
66 Emergency Use Listing/Authorization (EUL/EUA), including Comirnaty (Pfizer/BioNTech; BNT162b2),  
67 Spikevax (Moderna; mRNA-1273), Vaxzevria (AstraZeneca; ChAdOx nCoV-19; AZD1222), and Janssen  
68 (Johnson & Johnson; Ad26.COVS.S). Both vaccine efficacy estimates from randomised controlled trials  
69 and vaccine effectiveness estimates from observational studies in the first months after the vaccine roll-  
70 out showed strong protection against both infection and severe disease.<sup>1-6</sup> However, effectiveness may  
71 differ between product types and against different virus variants, as well as be affected by dose intervals  
72 or population structure (age distribution, risk groups).<sup>7-13</sup> Many countries have adopted flexible policies  
73 allowing “mixing and matching” of vaccines (heterologous regimens) during SARS-CoV-2 vaccination  
74 campaigns, in response to supply constraints, policy changes or rare but severe side effects associated  
75 with the vector-based vaccines.<sup>14,15</sup> Combining the vector-based vaccines, such as Vaxzevria, with an  
76 mRNA vaccine increases the vaccine effectiveness to a level comparable with mRNA regimens.<sup>7,16-18</sup>  
77 Nonetheless, a possible waning of vaccine-induced immunity could result in lower vaccine effectiveness  
78 over time.<sup>19,20</sup> Recently published data suggest reduced protection against SARS-CoV-2 infection in all  
79 age groups six months after the completion of a primary vaccination regimen, and also, a small decrease  
80 against severe disease in certain groups.<sup>21</sup>

81 On 27 December 2020, Norway started COVID-19 vaccination, initially targeted towards elderly (>65  
82 years) and risk groups. Of those  $\geq 18$  years, 88% had received at least two vaccine doses by 5 December  
83 2021. Vaxzevria was included in the Norwegian national vaccine programme until 11 March 2021; those  
84 who received one dose were offered a second dose with an mRNA vaccine. Since September 2021, a  
85 booster dose has been recommended, initially prioritising those above 65 years and risk groups,  
86 including health care workers. From early February 2021, the Alpha variant (B.1.1.7) was the dominant  
87 circulating strain in Norway, being replaced by the Delta variant (B.1.617.2) by July and Omicron by  
88 December 2021.<sup>5,7,8</sup>

89 Understanding the changes in vaccines effectiveness over time, the impact of giving boosters, and  
90 differences between vaccine types, is essential to guide vaccine implementation and policies. Even  
91 though the Delta variant is no longer dominant in many regions, understanding these properties will  
92 provide essential knowledge that can be used to understand the development of the pandemic and  
93 estimate potential changes over time. The purpose of this study is to quantify and compare the vaccine  
94 effectiveness against infection, disease, and death achieved in the Norwegian population during the  
95 Delta epidemic considering time since vaccination, vaccine type and age groups.

## 96 **Methods**

### 97 Study population

98 For this population-based cohort study, we collated data from the Norwegian National Preparedness  
99 Register for COVID-19 (Beredt C19) (Supplementary table S1), which contains individual-level data from  
100 national central health registries, national clinical registries, and other national administrative registries.

101 We included all adults ( $\geq 18$  years by the end of 2021) with a valid national identity number and  
102 registered in the National Population Registry (NPR) as living in Norway. To remove non-standard  
103 vaccination histories, we removed individuals with more than three doses before the end of the study  
104 period (1 348 individual) and excluded individuals for which the interval between first and second dose

105 was shorter than the recommended minimum intervals (678 individuals), and censored those with a  
106 third dose registered before the recommended 120 days of the second dose (17 497 individuals). The  
107 recommended minimum interval between first and second dose was based on the vaccine type given as  
108 the first dose; 19 days for Comirnaty, 22 days for Spikevax, and 21 days for Vaxzevria. We only included  
109 individuals who had received either of the three vaccines that are part of the Norwegian vaccination  
110 programme (Comirnaty, Spikevax or Vaxzevria), excluding a further 6 257 individuals. Finally, 67  
111 individuals admitted to hospital with COVID-19 without a corresponding match in the database for the  
112 time of positive test were excluded. Data were extracted from the registries on 15 February 2022.

### 113 Definitions

114 SARS-CoV-2 infection is defined as a positive SARS-CoV-2 PCR test reported to the Norwegian  
115 Surveillance System for Communicable Diseases (MSIS) registry. Individuals who were hospitalised or  
116 admitted to an ICU with COVID-19 are registered in the Norwegian Intensive Care and Pandemic Registry  
117 (NIPaR). We included all hospitalisation where COVID-19 was registered as the primary diagnosis for  
118 admission and ICU admission of individuals who tested positive for SARS-CoV-2 and were admitted to an  
119 ICU (length of stay  $\geq 24$  hours), required mechanical ventilatory support (invasive or non-invasive), or  
120 persistent administration of vasoactive medication. All COVID-19 associated deaths are defined as  
121 anyone with a positive SARS-CoV-2 PCR test who died with COVID-19 reported on the death certificate in  
122 the Cause of Death Register (DÅR), or those notified directly to MSIS. We use testing date as time of  
123 infection (positive PCR test) and vaccination status is determined at time of infection for all outcomes.  
124 Individual vaccination histories were generated from the Norwegian Immunisation Registry (SYSVAK),  
125 and categorised into the following vaccination statuses:

- 126 - Unvaccinated: unvaccinated up to seven days before the first dose
- 127 - 1<sup>st</sup> dose:  $\geq 21$  days after first vaccine dose up to seven days after second vaccine dose
- 128 - 2<sup>nd</sup> dose:  $> 7$  days after the 2<sup>nd</sup> dose, divided in period of eight weeks

129 - 3<sup>rd</sup> dose (booster): >7 days after a vaccine dose given 120 days or more after completion of the  
130 primary vaccine regimen

131 The vaccine regimens included were Comirnaty, Spikevax, heterologous mRNA regimen, Vaxzevria, or  
132 Vaxzevria in combination with an mRNA vaccine, all with or without an mRNA booster. The period  
133 between seven days before the first vaccine dose until 21 days after the first dose was included as a  
134 separate status not reported, since vaccination was postponed if individuals showed signs of infection  
135 which could potentially bias infection rates for both unvaccinated and partially vaccinated if included in  
136 the adjacent vaccination statuses. Similarly, individuals were also included as a separate status and not  
137 reported for the first seven days after receiving the third dose. Individuals with a SARS-CoV-2 infection  
138 registered prior to 1 June 2021 were included as a separate category (see below).

139 To adjust for confounding, several covariates were included in our analysis. When stratifying by age, we  
140 used the categories 18 to 44 years, 45 to 64 years, and 65 years or older. For adjustment in other  
141 models, we used 10-year age bands (NPR). County of residence (NPR) was included as both infection  
142 rates and speed of vaccine rollout has varied across Norway. We included country of birth (NPR; Norway,  
143 abroad or unknown) and crowded living conditions (Statistics Norway; crowded, not crowded, or  
144 unknown) since both are associated with vaccine coverage and risk of infection. Individuals with pre-  
145 existing medical conditions associated increased risk of severe COVID-19 illness were prioritised for  
146 vaccination and this covariate was also included in the adjusted model. Missing values were considered  
147 as a separate category for each of the variables where relevant. More details on the data sources, and  
148 variables can be found in the supplementary information as well as the number of infections,  
149 hospitalisations, and vaccination status over time (figures S1 and S2).

#### 150 Data analyses

151 We estimated the vaccine effectiveness using Cox proportional hazards models on an open cohort, using  
152 vaccine status as time-varying covariate for all individuals included in the statistical software  $R^{18}$ . We

153 included all SARS-CoV-2 infections reported from 15 July until 30 November 2021, the period in which  
154 the delta variant was dominating in Norway.<sup>10</sup> We right-censored individuals at the time of an event  
155 (SARS-CoV-2 infection, hospitalisation, ICU admission or death associated with COVID-19), time of death  
156 (all cause) or end of follow-up period (30 November). During the study period, the registries in Norway  
157 only report re-infections if six months or more since last positive test, individuals registered with an  
158 infection prior to 15 July 2021 entered the dataset 180 days since positive test with status ‘previously  
159 infected’.

160 Vaccine effectiveness is defined as  $100*(1-\beta)$ , where  $\beta$  represents the hazard ratio associated with a  
161 particular vaccine status. For crude vaccine effectiveness estimates, we only used vaccine status as a  
162 time-varying covariate (supplementary analyses). For adjusted estimates, we implemented stratified  
163 analyses using *strata(variable)* in the *survival-package*<sup>17</sup>, i.e. that the impact of the adjustment variables  
164 can be non-proportional.

165 To estimate specific vaccine effectiveness for age groups and vaccine product regimens, we use  
166 independent Cox-models while still adjusting for the remaining covariates as *strata*. Vaccine status was  
167 factored either by combining all vaccine types (thus assuming similar effectiveness across vaccines) to  
168 estimate a population level vaccine effectiveness of the vaccination program in Norway or by  
169 implementing vaccine status as the combination of vaccine type and vaccine status. Due to the smaller  
170 numbers and partial exclusion of Vaxzevria from the vaccination program in Norway, all individuals who  
171 received a dose of Vaxzevria were censored at time of the dose in the product specific analyses. Models  
172 were also run excluding all unvaccinated individuals who have never had a recorded SARS-CoV-2 PCR test  
173 in Norway, results from these models can be found in the supplementary materials (subcohort 1).

174 **Results**

175 In total, 75 303 were diagnosed with SARS-CoV-2 infection, 1 438 were hospitalised with COVID-19 as main cause for admission, 289 were  
 176 admitted to the ICU, and 331 died with COVID-19 between 15 July and 30 November 2021. Characteristics of the study population and by  
 177 outcome can be found in Table 1. Overall vaccine effectiveness against infection was estimated at 24 .7 % (confidence interval/CI: 22 .7 to 26 .7)  
 178 after the first dose, 65 .2 % (CI: 64 .6 to 65 .9) after the second dose and 84.8 % (CI: 83.3 to 86.3) after the third dose. Previous infections reduced  
 179 the probability of infection by 93.5 % (CI: 92.7 to 94.2).

180

181 *Table 1: Study population*

		Total study population		SARS-CoV-2 infection		Hospitalisation		ICU admission		COVID-19 deaths	
		n	%	n	%	n	%	n	%	n	%
<b>All</b>	-	4 301 995	-	74 371	-	1 429	-	290	-	331	-
<b>Age groups</b>	18-24 years	457 238	10.6	11 499	15.5	24	1.7	1	0.3	0	0.0
	25-34 years	747 249	17.4	16 013	21.5	113	7.9	16	5.5	2	0.6
	35-44 years	705 460	16.4	17 131	23.0	190	13.3	40	13.8	2	0.6
	45-54 years	735 420	17.1	14 050	18.9	206	14.4	46	15.9	6	1.8
	55-64 years	653 259	15.2	7 440	10.0	202	14.1	63	21.7	22	6.6
	65-74 years	540 898	12.6	4 604	6.2	214	15.0	52	17.9	38	11.5
	75-84 years	335 628	7.8	2 557	3.4	301	21.1	59	20.3	103	31.1
	≥85 years	126 843	2.9	1 077	1.4	179	12.5	13	4.5	158	47.7



<b>Sex</b>	Male	2 160 307	50.2	37 098	49.9	791	55.4	196	67.6	185	55.9
	Female	2 141 688	49.8	37 273	50.1	638	44.6	94	32.4	146	44.1
<b>Underlying conditions</b>	No risk group	3 401 381	79.1	62 802	84.4	711	49.8	129	44.5	78	23.6
	Medium risk	788 954	18.3	10 247	13.8	524	36.7	115	39.7	180	54.4
	High Risk	111 660	2.6	1 322	1.8	194	13.6	46	15.9	73	22.1
<b>Country of birth</b>	Norway	3 202 876	74.5	46 501	62.5	791	55.4	170	58.6	247	74.6
	Outside Norway	802 615	18.7	25 579	34.4	506	35.4	103	35.5	34	10.3
	Unknown	296 504	6.9	2 291	3.1	132	9.2	17	5.9	50	15.1
<b>Crowding</b>	Yes	336 777	7.8	11 953	16.1	175	12.2	29	10.0	7	2.1
	No	3 728 263	86.7	57 206	76.9	1 154	80.8	238	82.1	299	90.3
	Unknown	236 955	5.5	5 212	7.0	100	7.0	23	7.9	25	7.6

182 Table 1 Characteristics of study population and by outcomes of interests; SARS-CoV-2 infections, hospitalisation, ICU admission and death, Norway, 15 July – 30

183 November 2021

184

185

186 *Vaccine effectiveness since time of vaccination*

187 The adjusted vaccine effectiveness against infection was high in the first period (two to nine weeks) after  
188 the second dose (81.3 %, CI: 80.7 to 81.9). Effectiveness waned with time since vaccination and more  
189 than 33 weeks after receiving the second dose the effectiveness against infection was 8.6 % (CI: 4.0 to  
190 13.4). Similarly, the effectiveness against hospitalisation was 98.6 % (CI: 97.5 to 99.2) in the period right  
191 after receiving the second dose, decreasing to 66.6 % (CI: 57.9 to 73.6) after more than 33 weeks. For  
192 admission to intensive care unit and death, not enough events in the first period following the second  
193 dose had occurred to reliably estimate a vaccine effectiveness, but in the following period (10 to 17  
194 weeks), vaccine effectiveness was 96.9 % (CI: 94.7 to 98.1) and 93.4 % (CI: 85.4 to 97.0) against ICU and  
195 death respectively, with a less pronounced reduction over time for ICU admissions (86.7%, CI: 73.9 to  
196 93.2 after more than 33 weeks) than for death (68.6%, CI: 55.4 to 77.9). One dose provided little  
197 protection against infection (30.0 %, CI: 28.2 to 31.9), but did protect against hospitalisation (79.4 %, CI:  
198 73.0 to 84.2), ICU admission (92.4 %, CI: 80.9 to 97.0) though not death (46.9 %, CI: -0.2 to 71.9). The  
199 vaccine effectiveness against infection after receiving a third dose (75.9 %, CI: 73.4 to 78.1) was similar to  
200 the effectiveness in the initial two to nine weeks after the second dose (81.3 %, CI: 80.7 to 81.9). For  
201 those with a previous reported infection (>6 months prior), the protection against infection was 93.1 %  
202 (CI: 92.3 to 93.9), whereas too few events among those with a reported prior infection were reported to  
203 estimate effectiveness against hospitalisation. Vaccine effectiveness for all outcomes split by time are  
204 shown in Figure 1 (details S2-S5).

205 *Vaccine effectiveness by age*

206 Vaccine effectiveness against infection was highest in two to nine weeks after the second dose among  
207 18- to 44-year-olds (83.2 %; CI: 82.6 to 83.8) compared to 45- to 64-year-olds (75.6 %; CI: 74.1 to 77.0)  
208 and those over 64 years (74.9 %; CI: 67.2 to 80.7). No significant protection was found more than 33  
209 weeks after the second dose: the estimated effectiveness against infection was 5.2 % (CI: -1.9 to 11.8) for

210 18- to 44-year-olds, 0.5 % (CI: -9.4 to 9.5) among 45- to 64-year-olds and 8.4 % (-2.8 to 18.5) among  
211 those over 65 years (Figure 2, Table S6). Among those with a reported prior infection, protection against  
212 infection was 92.6 % (CI: 91.5 to 93.5), 95.1 % (CI: 93.6 to 96.3) and 89.0 % (CI: 81.3 to 93.5) for 18- to 45-  
213 year-olds, 45- to 64-year-olds and over 65-year-olds respectively (Figure 2). The protection against  
214 hospitalisation was already significant after one dose in all age groups: 82.9 % (CI: 73.0 to 89.2) among  
215 18- to 44-year-olds, 71.4 % (56.2 to 81.4) among 45- to 64-year-olds and 56.5 % (CI: 24.6 to 74.9) among  
216 those over 65 years. The effectiveness against hospitalisation decreased less with time than protection  
217 against infection. For 45- to 64-year-olds the effectiveness was 99.1 % (CI: 97.7 to 99.6) in two to nine  
218 weeks after the second dose, compared to 65.3 % (CI: 33.3 to 82.0) more than 33 weeks after the second  
219 dose. Similarly, among those above 65 years, the protection waned from 93.6 % (CI: 89.9 to 96.0) to 61.9  
220 % (CI: 50.1 to 70.9) (Figure 2, supplementary tables S6 and S7). Receiving a third dose increased vaccine  
221 effectiveness against hospitalisation to 85.4 % (CI: 65.3 to 93.9) amongst 45- to 64-year-olds and 95.3 %  
222 (CI: 92.6 to 97.0) for over 65-year-olds; the number of events were too small for 18- to 44-year-olds  
223 (Figure 2, supplementary tables S6 and S7).

224

#### 225 *Vaccine effectiveness by product regimen*

226 When stratifying by product regimen, individuals who received two doses of Spikevax (86.6%; CI: 85.6 to  
227 87.6) or a heterologous mRNA regimen (84.1 %; CI: 83.2 to 85.0) had a higher estimated vaccine  
228 effectiveness against infection than those who received two doses Comirnaty (77.7 %; CI: 76.8 to 78.5) in  
229 two to nine weeks after the second dose (Figure 3, table S8). All product regimens showed waning of  
230 vaccine effectiveness against infection. The vaccine effectiveness against infection after receiving the  
231 third dose was highest for those who received two doses of Spikevax followed by a booster with  
232 Comirnaty (87.1 %; CI: 80.1 to 91.6) or Spikevax (84.9 %; CI: 71.8 to 91.9), compared to 75.3% (CI: 72.5 to

233 77.8) and 68.2 % (CI: 57.6 to 76.1) for those who received two doses of Comirnaty followed by a booster  
234 with Comirnaty or Spikevax respectively. The vaccine effectiveness against hospitalisation was high after  
235 one dose (77.1% and 75.3%) for both Spikevax and Comirnaty, as well as one to 32 weeks after the  
236 second dose (range 81.8 to 97.5%). There were only five hospital admissions among those who received  
237 heterologous mRNA vaccination during our study period and therefore vaccine effectiveness against  
238 hospitalisation since time of vaccination could not be estimated. Among those who received a booster  
239 dose, vaccine effectiveness against hospitalisation could only be estimated for those with primary  
240 regimen of Comirnaty and protection was high 95.6 % (CI: 93.1 to 97.2) for those receiving a Comirnaty  
241 booster, but slightly lower but more uncertain for those receiving Spikevax (73.5%; CI: 45.7 to 87.1)  
242 (Figure 3, table S9).

## 243 **Discussion**

244 Our analyses showed strong protection against SARS-CoV-2 infection in the first period after two or more  
245 vaccine doses for both homologous and heterologous mRNA regimens. However, for all product  
246 regimens and age groups, the vaccine effectiveness against infection waned over time. Vaccine  
247 effectiveness against hospitalisation was high for all product regimens and age groups, with limited  
248 waning with time since vaccination.

249  
250 Our findings are consistent with other studies investigating waning of vaccine effectiveness, as  
251 summarised through a systematic review by Feikin et al.<sup>21</sup> Most observational studies employ a test-  
252 negative study design, while some are register-based cohort studies like ours.<sup>19,25-33</sup> We reported large  
253 waning of effectiveness against SARS-CoV-2 infection, which could have several explanations. First, we  
254 have a longer follow-up time than previously published studies. Second, we use data from a high-quality  
255 population register covering an entire national population in a country with widespread and free testing  
256 irrespective of symptoms. After vaccination, individuals might modify their behaviour based on

257 evaluating risk and change propensity for testing, or unvaccinated could become indirectly protected by  
258 an increasing population immunity. In addition, unrecorded prior infections among unvaccinated may  
259 reduce the detected risk among unvaccinated. The estimates from this study are possibly conservative;  
260 excluding those reported as unvaccinated who have never been tested resulted in higher vaccine  
261 effectiveness for all outcomes (supplemental tables S2-S5, subcohort 1). Our findings are in line with  
262 immunological findings suggesting that antibody titres wane over time.<sup>20,34</sup> Even though antibody-  
263 mediated immunity may wane and require time to reactivate upon infection, the fact that vaccine  
264 effectiveness against severe disease remains high is consistent with the induction of cell-mediated  
265 immunity.<sup>35</sup> While groups at risk for more severe outcome form a disproportionate part of those  
266 hospitalized, admitted to ICU or death (Table 1), an analysis of a subcohort excluding all risk groups  
267 showed similar estimates of vaccine effectiveness (supplemental tables S2-S5, subcohort 2), which  
268 indicates that the vaccines reduce the probabilities of infection and hospitalisation similarly across risk-  
269 groups.

270 To our knowledge, this is among the few studies to report on the vaccine effectiveness of heterologous  
271 mRNA vaccine regimens. As heterologous vaccine regimens were accepted in Norway from June 2021,  
272 recipients of a combination of mRNA vaccines are predominantly younger and healthier. However, these  
273 results are also maintained across age groups and are in line with a test-negative case control study from  
274 Canada.<sup>28</sup> In addition, we show that Spikevax shows a slightly higher vaccine effectiveness against  
275 infection than Comirnaty, as has also been reported by others.<sup>9,37,38</sup>

276 During our study period, many aspects of the disease dynamics changed, and changes also occurred  
277 simultaneously. This leads to difficulties in correctly identifying the mechanisms and factors driving the  
278 system. Even though we attempt to control for these factors in the analyses, residual confounding  
279 cannot be excluded. Furthermore, testing intensity changed over time, especially with the introduction  
280 of self-administered rapid antigen tests after last summer. Even though testing capacity is high in

281 Norway, all individuals infected with SARS-CoV-2 have not been detected, which could affect the  
282 estimates since the proportion of unidentified cases may differ dependent on age as well as on vaccine  
283 status.<sup>29</sup> Additionally, the estimated vaccine effectiveness can be affected by number and types of  
284 contacts.<sup>30</sup> As previously mentioned, the vaccine effectiveness could be underestimated if getting  
285 vaccinated results in behavioural changes associated with higher risk of exposure. We are not able to  
286 model these effects in our analyses. Nevertheless, the estimated population-level effects can provide a  
287 reasonable estimate of the individual-level vaccine efficacy since the total attack rate during the study  
288 period was small.<sup>30</sup>

289 The ability to link data collected via national registries is a great advantage and allows us to estimate  
290 population-wide vaccine effectiveness. However, some limitations of register-based data should be  
291 considered when interpreting the results. Data in these registries are not collected for the purpose of  
292 this study, and therefore the focus on level of detail, error checking and precision in the available data is  
293 not guided by the current study, as would be the case for independent data gathering. For instance,  
294 while vaccines administered as part of the Norwegian vaccination program should be in our dataset, it is  
295 not unlikely that some have received vaccines outside Norway and not reported them to the Norwegian  
296 register (SYSVAK). While limitations in register-based data are important caveats – our cohort study  
297 encompassing the whole Norwegian adult population indicates that vaccine effectiveness against severe  
298 disease is high among vaccinated individuals. Our estimates remain qualitatively the same for protection  
299 against infection and severe disease when splitting by age groups, indicating that the confounding effect  
300 of factors that are relatively constant within age-groups introduce little bias in our adjusted models.

301 Appropriate prioritisation and planning of vaccine campaigns is integral for combating COVID-19 and is  
302 only possible with updated knowledge on vaccine effectiveness of realistic vaccination regimens  
303 achieved in large populations. For our study the overall protection (i.e. a weighted mean of vaccine  
304 effectiveness over time) increase through the initial period with a peak of right below 60% on the 21st of

305 September (Supplemental figure S3). Coupling VE-estimates with cohort fractions over time can yield  
306 valuable information on the general level of protection in a population and timing and prioritisation of  
307 vaccine roll-out. Our study among adults in Norway indicate a high vaccine effectiveness against both  
308 infection and hospitalisation with both homologous and heterologous mRNA regimens. Even though the  
309 effectiveness against infection declines with time since vaccination, the protection against severe disease  
310 remained high. The results support the use of heterologous regimens, increasing flexibility in vaccination  
311 policy.

## 312 **Conclusions**

313 During the Delta-phase of the COVID-19 epidemic in Norway, vaccine effectiveness against infection  
314 clearly waned over time, however, all vaccine regimens remained effective against hospitalisation after  
315 the second vaccine dose. For all vaccine regimens, a booster facilitated recovery of effectiveness. The  
316 results from this support the use of heterologous schedules, increasing flexibility in vaccination policy.

317

318

## 319 **Declarations**

### 320 **Ethics approval**

321 Ethical approval was granted by Regional Committees for Medical and Health Research Ethics (REC)  
322 Southeast (reference number 122745). The Norwegian Institute of Public Health has performed a Data  
323 Protection Impact Assessment (DPIA) for Beredt C19.

### 324 **Competing interests**

325 All authors declare no competing interest.

326 **Consent for publication**

327 Not applicable.

328 **Funding**

329 All data collection and work related to the study design, analyses and manuscript preparation was  
330 performed without external funding.

331 **Availability of data and materials**

332 The datasets analysed during the current study come from the national emergency preparedness registry  
333 for COVID-19 (Beredt C19), housed at the Norwegian Institute of Public Health. The preparedness  
334 registry comprises data from a variety of central health registries, national clinical registries, and other  
335 national administrative registries. Legal restrictions prevent the researchers from sharing the dataset  
336 used in the study. However, external researchers are freely able to request access to linked data from  
337 the same registries from outside the structure of Beredt C19, as per normal procedure for conducting  
338 health research on registry data in Norway (<https://www.helsedata.no>). Further information on the  
339 preparedness registry, including access to data from each data source, is available at  
340 [https://www.fhi.no/en/id/infectiousdiseases/coronavirus/emergency-preparedness-register-for-covid-](https://www.fhi.no/en/id/infectiousdiseases/coronavirus/emergency-preparedness-register-for-covid-19/)  
341 [19/](https://www.fhi.no/en/id/infectiousdiseases/coronavirus/emergency-preparedness-register-for-covid-19/) Code and model results in summary form from R is available from the author.

342 **Authors' contribution**

343 JS and HM developed the concept and design for the study. JS performed data analyses, TL, AD, and GR  
344 verified the underlying data and model code. JS, AD and HM interpreted the data and drafted the  
345 manuscript with inputs from SW, GR, TL, EB, LV and LJ. All authors had the opportunity to request data  
346 access. All authors contributed to and approved the submitted version.

347 **Acknowledgements**



348 The authors greatly appreciate the efforts of all health professionals in vaccinating over 4 million  
349 Norwegians and performing over eight million PCR tests, and in addition managing to report these  
350 events to form the data for this analysis. We also acknowledge the efforts of employees at hospitals  
351 around Norway in the reporting of timely and complete data to the Norwegian Intensive Care and  
352 Pandemic Registry, as well as staff in the registry administration. Additional appreciation is given to all  
353 contributors to the development and inner workings of Beredt C19.

354

355

356 **References**

- 357 1. Baden LR, El Sahly HM, Essink B, et al. Efficacy and Safety of the mRNA-1273 SARS-CoV-2  
358 Vaccine. *N Engl J Med* 2021; **384**(5): 403-16.
- 359 2. Polack FP, Thomas SJ, Kitchin N, et al. Safety and Efficacy of the BNT162b2 mRNA Covid-19  
360 Vaccine. *N Engl J Med* 2020; **383**(27): 2603-15.
- 361 3. Thomas SJ, Moreira ED, Jr., Kitchin N, et al. Safety and Efficacy of the BNT162b2 mRNA Covid-19  
362 Vaccine through 6 Months. *N Engl J Med* 2021.
- 363 4. Scobie HM, Johnson AG, Suthar AB, et al. Monitoring Incidence of COVID-19 Cases,  
364 Hospitalizations, and Deaths, by Vaccination Status - 13 U.S. Jurisdictions, April 4-July 17, 2021. *MMWR*  
365 *Morb Mortal Wkly Rep* 2021; **70**(37): 1284-90.
- 366 5. Higdon MM, Wahl B, Jones CB, et al. A systematic review of COVID-19 vaccine efficacy and  
367 effectiveness against SARS-CoV-2 infection and disease. *medRxiv* 2021: 2021.09.17.21263549.
- 368 6. Fan YJ, Chan KH, Hung IF. Safety and Efficacy of COVID-19 Vaccines: A Systematic Review and  
369 Meta-Analysis of Different Vaccines at Phase 3. *Vaccines (Basel)* 2021; **9**(9).
- 370 7. Gram MA, Nielsen J, Schelde AB, et al. Vaccine effectiveness when combining the ChAdOx1  
371 vaccine as the first dose with an mRNA COVID-19 vaccine as the second dose. *medRxiv* 2021:  
372 2021.07.26.21261130.
- 373 8. Moghadas SM, Vilches TN, Zhang K, et al. Evaluation of COVID-19 vaccination strategies with a  
374 delayed second dose. *PLoS Biol* 2021; **19**(4): e3001211.
- 375 9. Puranik A, Lenehan PJ, Silvert E, et al. Comparison of two highly-effective mRNA vaccines for  
376 COVID-19 during periods of Alpha and Delta variant prevalence. *medRxiv* 2021.
- 377 10. Seppala E, Veneti L, Starrfelt J, et al. Vaccine effectiveness against infection with the Delta  
378 (B.1.617.2) variant, Norway, April to August 2021. *Euro Surveill* 2021; **26**(35).

- 379 11. Sheikh A, McMenamin J, Taylor B, Robertson C, Public Health S, the EIIC. SARS-CoV-2 Delta VOC  
380 in Scotland: demographics, risk of hospital admission, and vaccine effectiveness. *Lancet* 2021;  
381 **397**(10293): 2461-2.
- 382 12. Veneti L, Seppälä E, Larsdatter Storm M, et al. Increased risk of hospitalisation and intensive care  
383 admission associated with reported cases of SARS-CoV-2 variants B.1.1.7 and B.1.351 in Norway,  
384 December 2020 -May 2021. *PLoS One* 2021; **16**(10): e0258513.
- 385 13. Veneti L, Valcarcel Salamanca B, Seppälä E, et al. No difference in risk of hospitalisation between  
386 reported cases of the SARS-CoV-2 Delta variant and Alpha variant in Norway. *medRxiv* 2021:  
387 2021.09.02.21263014.
- 388 14. Lewis D. Mix-and-match COVID vaccines: the case is growing, but questions remain. *Nature*  
389 2021; **595**(7867): 344-5.
- 390 15. Lu S. Heterologous prime-boost vaccination. *Curr Opin Immunol* 2009; **21**(3): 346-51.
- 391 16. Tenbusch M, Schumacher S, Vogel E, et al. Heterologous prime-boost vaccination with ChAdOx1  
392 nCoV-19 and BNT162b2. *Lancet Infect Dis* 2021; **21**(9): 1212-3.
- 393 17. Normark J, Vikstrom L, Gwon YD, et al. Heterologous ChAdOx1 nCoV-19 and mRNA-1273  
394 Vaccination. *N Engl J Med* 2021; **385**(11): 1049-51.
- 395 18. Nordström P, Ballin M, Nordström A. Effectiveness of heterologous ChAdOx1 nCoV-19 and mRNA  
396 prime-boost vaccination against symptomatic Covid-19 infection in Sweden: A nationwide cohort study.  
397 *The Lancet Regional Health - Europe* 2021: 100249.
- 398 19. Goldberg Y, Mandel M, Bar-On YM, et al. Waning immunity of the BNT162b2 vaccine: A  
399 nationwide study from Israel. *medRxiv* 2021: 2021.08.24.21262423.
- 400 20. Levin EG, Lustig Y, Cohen C, et al. Waning Immune Humoral Response to BNT162b2 Covid-19  
401 Vaccine over 6 Months. *N Engl J Med* 2021.

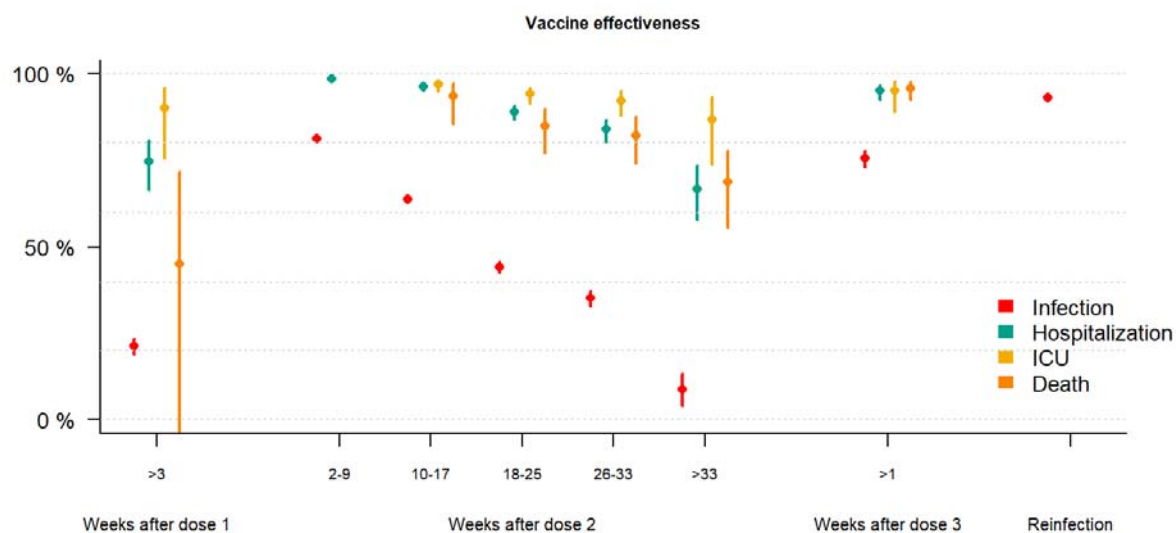
- 402 21. Feikin DR, Higdon MM, Abu-Raddad LJ, et al. Duration of effectiveness of vaccines against SARS-  
403 CoV-2 infection and COVID-19 disease: results of a systematic review and meta-regression. *Lancet* 2022.
- 404 22. Norwegian Institute of Public Health. Coronavirus vaccination - statistics. 12.10.2021 2021.  
405 <https://www.fhi.no/en/id/vaccines/coronavirus-immunisation-programme/coronavirus-vaccination--->  
406 [statistic/](#) (accessed 10.11 2021).
- 407 23. Therneau TM. A Package for Survival Analysis in R, 2021.
- 408 24. R Core Team. A language and environment for statistical computing. , 2021.
- 409 25. Chua H, Feng S, Lewnard JA, et al. The Use of Test-negative Controls to Monitor Vaccine  
410 Effectiveness: A Systematic Review of Methodology. *Epidemiology* 2020; **31**(1): 43-64.
- 411 26. Poukka E, Baum U, Palmu AA, et al. Cohort study of Covid-19 vaccine effectiveness among  
412 healthcare workers in Finland, December 2020 - October 2021. *medRxiv* 2021: 2021.11.03.21265791.
- 413 27. Tartof SY, Slezak JM, Fischer H, et al. Effectiveness of mRNA BNT162b2 COVID-19 vaccine up to 6  
414 months in a large integrated health system in the USA: a retrospective cohort study. *Lancet* 2021.
- 415 28. Martinez-Baz I, Trobajo-Sanmartin C, Miqueleiz A, et al. Product-specific COVID-19 vaccine  
416 effectiveness against secondary infection in close contacts, Navarre, Spain, April to August 2021. *Euro*  
417 *Surveill* 2021; **26**(39).
- 418 29. Lin D-Y, Gu Y, Wheeler B, et al. Effectiveness of Covid-19 Vaccines in the United States Over 9  
419 Months: Surveillance Data from the State of North Carolina. *medRxiv* 2021: 2021.10.25.21265304.
- 420 30. Nordström P, Ballin M, Nordström A. Effectiveness of Covid-19 Vaccination Against Risk of  
421 Symptomatic Infection, Hospitalization, and Death Up to 9 Months: A Swedish Total-Population Cohort  
422 Study. *Preprint* 2021.
- 423 31. Andrews N, Tessier E, Stowe J, et al. Duration of Protection against Mild and Severe Disease by  
424 Covid-19 Vaccines. *N Engl J Med* 2022; **386**(4): 340-50.

- 425 32. Fabiani M, Puopolo M, Morciano C, et al. Effectiveness of mRNA vaccines and waning of  
426 protection against SARS-CoV-2 infection and severe covid-19 during predominant circulation of the delta  
427 variant in Italy: retrospective cohort study. *BMJ* 2022; **376**: e069052.
- 428 33. Nordstrom P, Ballin M, Nordstrom A. Risk of infection, hospitalisation, and death up to 9 months  
429 after a second dose of COVID-19 vaccine: a retrospective, total population cohort study in Sweden.  
430 *Lancet* 2022; **399**(10327): 814-23.
- 431 34. Naaber P, Tserel L, Kangro K, et al. Dynamics of antibody response to BNT162b2 vaccine after six  
432 months: a longitudinal prospective study. *Lancet Reg Health Eur* 2021; **10**: 100208.
- 433 35. Le Bert N, Tan AT, Kunasegaran K, et al. SARS-CoV-2-specific T cell immunity in cases of COVID-19  
434 and SARS, and uninfected controls. *Nature* 2020; **584**(7821): 457-62.
- 435 36. Skowronski DM, Setayeshgar S, Febriani Y, et al. Two-dose SARS-CoV-2 vaccine effectiveness  
436 with mixed schedules and extended dosing intervals: test-negative design studies from British Columbia  
437 and Quebec, Canada. *medRxiv* 2021: 2021.10.26.21265397.
- 438 37. Andrews N, Tessier E, Stowe J, et al. Vaccine effectiveness and duration of protection of  
439 Comirnaty, Vaxzevria and Spikevax against mild and severe COVID-19 in the UK. *medRxiv* 2021:  
440 2021.09.15.21263583.
- 441 38. European Centre for Disease Prevention and Control. Interim public health considerations for the  
442 provision of additional COVID-19 vaccine doses, 2021.
- 443 39. Tunheim G, Kran A-MB, Rø G, et al. Seroprevalence of SARS-CoV-2 in the Norwegian population  
444 measured in residual sera collected in January 2021 Oslo: The Norwegian Institute of Public Health, 2021.
- 445 40. Haber M, Halloran ME, Longini Jr. IM, Watelet L. Estimation of Vaccine Efficacy in Non-Randomly  
446 Mixing Populations. *Biometrical Journal* 1995; **37**(1): 25-38.

447

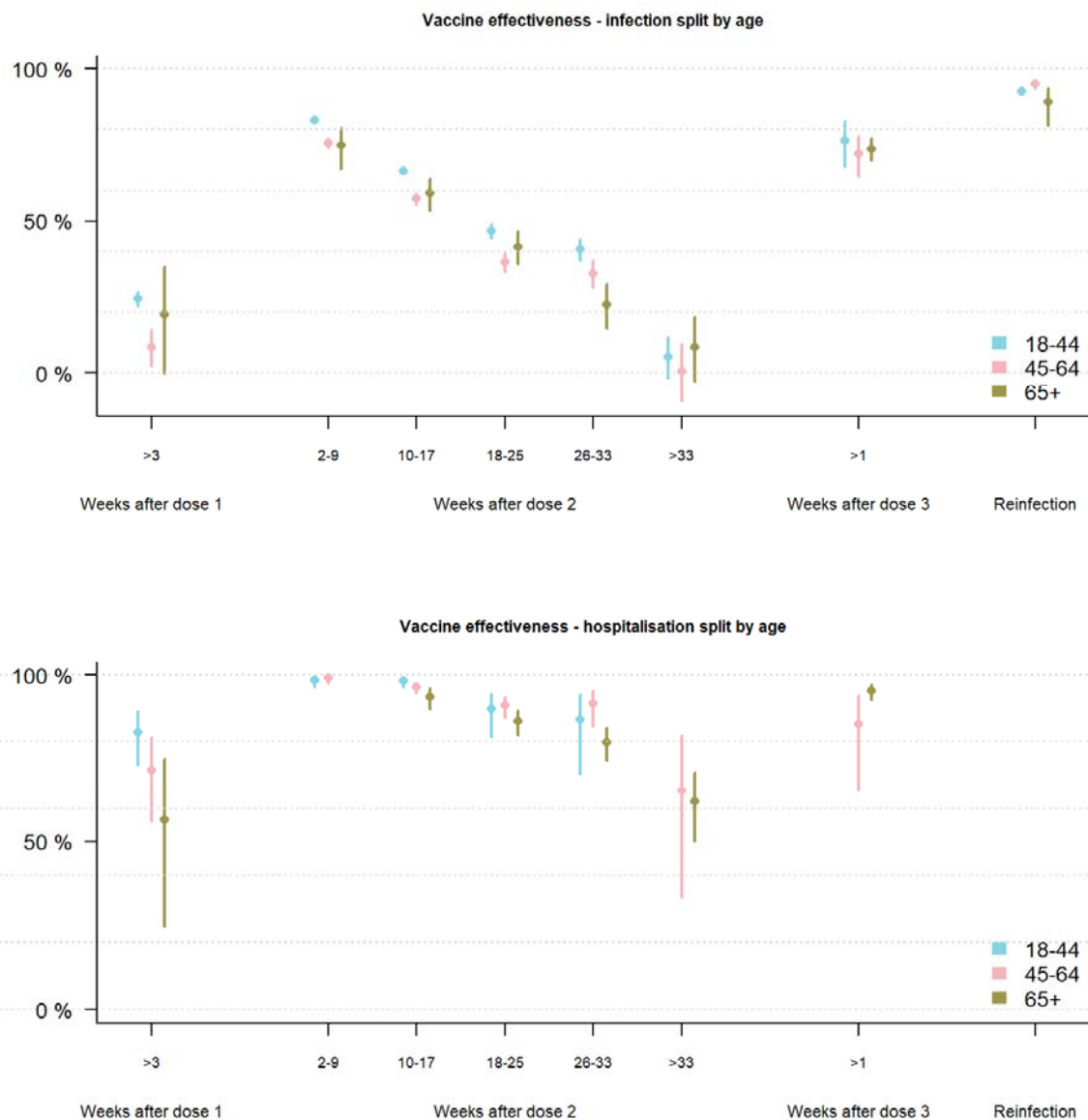
448

449 **Figures**

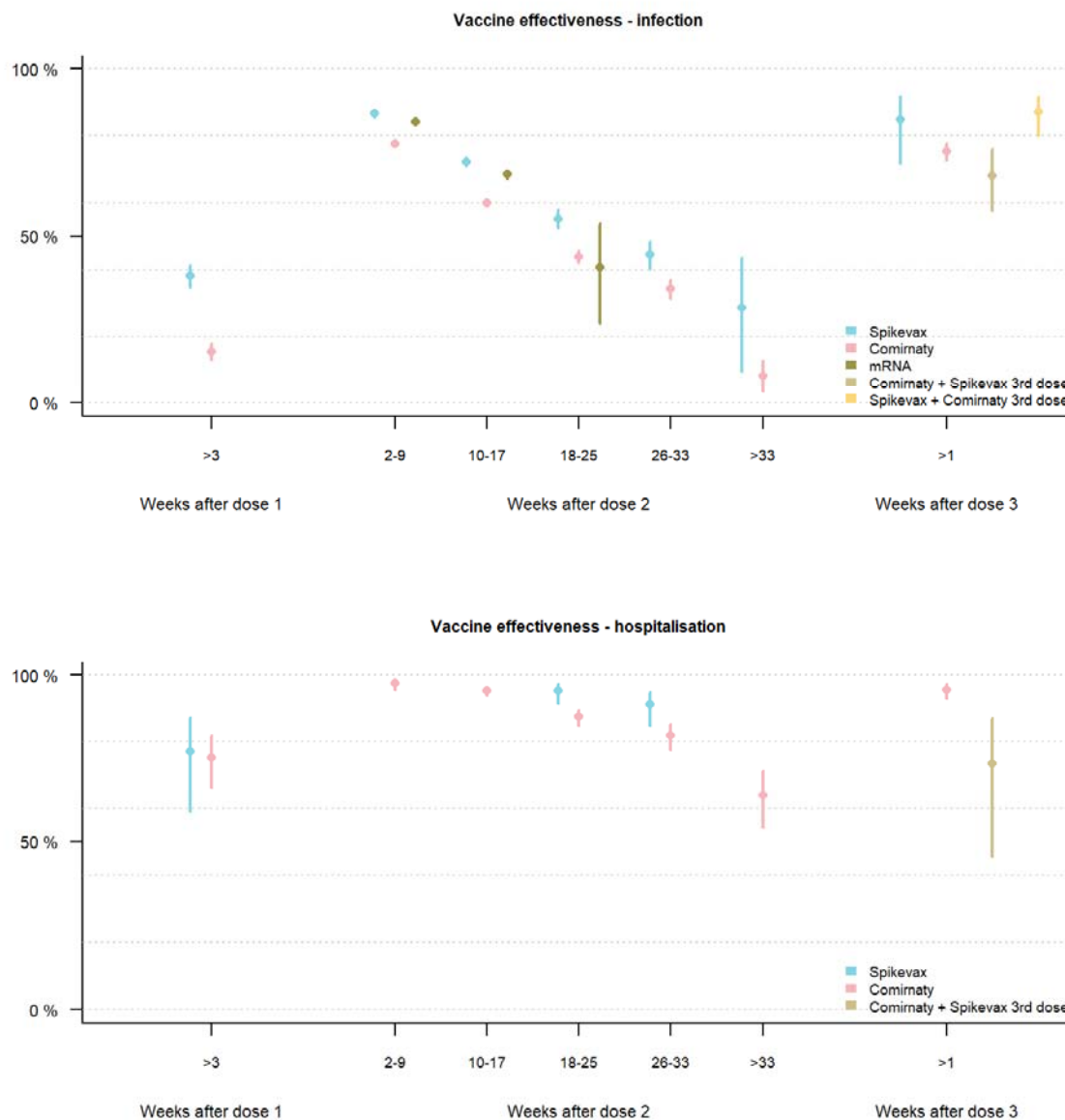


450  
451 **Figure 1** Adjusted vaccine effectiveness against infection (red), hospitalisation (blue), ICU admission  
452 (yellow) and COVID-19 associated deaths (orange) for Norwegian adults using data from 15 July - 30  
453 November 2021. *Adjusted for age, sex, comorbidities, county of residence, country of birth, and living*  
454 *conditions.*

455



456  
 457 **Figure 2** Adjusted vaccine effectiveness against infection (A) and hospitalisation (B) for age 18-44 years  
 458 (blue), 45 to 64 (pink) and 65+ years (green) among Norwegian adults using data from 15 July – 30  
 459 November 2021. *Adjusted for age, sex, comorbidities, county of residence, country of birth, and living*  
 460 *conditions.*  
 461



462  
 463 **Figure 3** Adjusted vaccine effectiveness against infection (A) and hospitalisation (B) per vaccine product  
 464 regimen (Spikevax (blue), Comirnaty (pink) or mixed mRNA primary regimen (dark green) and mixed  
 465 booster (light green and yellow) among Norwegian adults using data from 15 July – 30 November 2021.  
 466 *Adjusted for age, sex, comorbidities, county of residence, country of birth and living conditions. mRNA*  
 467 *includes a combination of one dose Spikevax and one dose Comirnaty; only few individuals who received*  
 468 *a heterologous primary regimen were eligible for a booster during the study period and are therefore not*  
 469 *included*



470

471