

1 **An Immunobridging study to evaluate the neutralizing antibody titer in adults**  
2 **immunized with two doses of either ChAdOx1-nCov-19 (AstraZeneca) or**  
3 **MVC-COV1901.**

4  
5 Josue Antonio Estrada<sup>1</sup>, Chien-Yu Cheng<sup>2,3,\*</sup>, Shin-Yen Ku<sup>4</sup>, Hui-Chun Hu<sup>4</sup>, Hsiu-Wen Yeh<sup>4</sup>,

6 Yi-Chun Lin<sup>2</sup>, Cheng-Pin Chen<sup>2,5</sup>, Shu-Hsing Cheng<sup>2,6</sup>, I-Feng Lin<sup>3\*\*</sup>

7  
8 <sup>1</sup> Medigen Vaccine Biologics, Taipei, Taiwan

9 <sup>2</sup> Department of Infectious Diseases, Taoyuan General Hospital, Ministry of Health and Welfare,  
10 Taoyuan, Taiwan

11 <sup>3</sup> Institute of Public Health, School of Medicine National Yang-Ming Chiao Tung University

12 <sup>4</sup> Department of Nursing, Taoyuan General Hospital, Ministry of Health and Welfare, Taoyuan,  
13 Taiwan

14 <sup>5</sup> School of Clinical Medicine, National Yang-Ming Chiao Tung University, Taipei, Taiwan

15 <sup>6</sup> School of Public Health, Taipei Medical University, Taipei, Taiwan

16

17 **\*Corresponding author:** Chien-Yu Cheng, Division of Infectious Diseases, Department of Internal

18 Medicine, Taoyuan General Hospital, Ministry of Health and Welfare, No. 1492, Zhongshan Rd.,

19 Taoyuan Dist., Taoyuan City 330, Taiwan (R.O.C.), Tel: +886-3-3699721, E-mail:

20 [s841060@gm.ym.edu.tw](mailto:s841060@gm.ym.edu.tw)

- 21    **\*\*Alternative corresponding author:** I-Feng Lin Prof. Institute of Public Health, School of  
22    Medicine National Yang-Ming Chiao Tung University, 155 Li-Nong Street, Pei-Tou, Taipei, Taiwan  
23    R.O.C [Tel: +886-2-28267311](tel:+886-2-28267311), [E-mail: iflin@nycu.edu.tw](mailto:iflin@nycu.edu.tw)

24 **Abstract**

25 **Background**

26 Rapid development and deployment of vaccine is crucial to control the continuously evolving  
27 COVID-19 pandemic. Placebo-controlled phase 3 efficacy trial is still standard for authorizing  
28 vaccines in majority of the world. However, due to lack of cases or participants in parts of the world,  
29 this has not always been feasible. An alternative to efficacy trial is immunobridging, in which the  
30 immune response or correlates of protection of a vaccine candidate is compared against an approved  
31 vaccine. Here we describe a case study where our candidate vaccine, MVC-COV1901, has been  
32 granted for emergency use authorization (EUA) locally based on the non-inferiority immunobridging  
33 process.

34 **Methods**

35 The per protocol immunogenicity (PPI) subset from the MVC-COV1901 phase 2 trial was used for  
36 this study and consisted of 903 subjects who have received two doses of MVC-COV1901 as scheduled  
37 in the clinical trial. The comparator set of population consisted of 200 subjects of  $\geq 20$  years of age  
38 who were generally healthy and have received two doses of AstraZeneca ChAdOx nCOV-19  
39 (AZD1222) recruited from Taoyuan General Hospital, Ministry of Health and Welfare.

40 **Results**

41 MVC-COV1901 was shown to have a geometric mean titer (GMT) ratio lower bound 95%  
42 confidence interval (CI) of 3.4 against the comparator vaccine and a seroconversion rate of 95.5% at  
43 the 95% CI lower bound, which both exceeded the criteria set by the Taiwan regulatory authority for  
44 EUA approval. These results supported the EUA approval of MVC-COV1901 by the Taiwanese  
45 regulatory authority in July 2021. Following the consensus of the International Coalition of Medicines  
46 Regulatory Authorities (ICMRA), countries from the Access Consortium has recently adopted the use  
47 of immunobridging studies as acceptable for authorizing COVID-19 vaccines in lieu of efficacy data.

48

49

50        **Conclusion**

51        The data presented in the study showed that it is reasonably likely that the vaccine efficacy of  
52 MVC-COV1901 is similar or superior to that of AZ. Data could be used in support of further vaccine  
53 development and regulatory approval.

## 54 **Introduction**

55 MVC-COV1901 is a protein subunit SARS-CoV-2 vaccine based on the stabilized prefusion spike  
56 protein S-2P adjuvanted with CpG 1080 [1]. From 2020 to early 2021, Taiwan has been spared from  
57 the worst of the pandemic, which recorded only a total of local and imported of 525 cases in 2020 and  
58 339 cases in 2021 prior to the local outbreak in May 2021 [2]. As a result, it was not feasible to conduct  
59 placebo-controlled efficacy trial locally in Taiwan at the time. In response, Taiwan health authorities  
60 designed a pathway to EUA for all local vaccine candidates based on immunobridging, which  
61 compares the immune response of a vaccine candidate with an approved vaccine for comparison [3].  
62 Over 3,800 participants were enrolled in a phase 2 clinical trial for MVC-COV1901 and the results of  
63 this large-scale phase 2 trial allowed the Taiwan regulatory authorities to examine the safety and  
64 immunogenicity to the comparator vaccine which has already been approved in Taiwan for  
65 non-inferiority [3, 4]. MVC-COV1901 was approved by the Taiwan Food and Drug Administration  
66 (TFDA) in July 2021, making it among the first COVID-19 vaccine approved using immunobridging  
67 study prior to the availability of efficacy data [5]. In June 2021, experts from regulatory authorities  
68 around the world convened at a workshop for the future of COVID-19 vaccine development, and  
69 consensus was reached for the use of well-justified and appropriately designed immunobridging  
70 studies in place of clinical endpoint efficacy studies when they are not feasible [6]. In September 2021,  
71 the consensus position has since been taken up by the Access Consortium, which consisted of  
72 regulatory authorities from the UK, Australia, Canada, Singapore and Switzerland, to accept  
73 immunobridging studies as sufficient for authorizing COVID-19 vaccines in these countries [7, 8].  
74 This manuscript thus illustrates an example of a COVID-19 vaccine approved with immunobridging  
75 study, which has gradually become recognized by health regulatory authorities worldwide.

76

77

78

79

## 80 **Methods**

### 81 **Clinical trial and sample population**

82 The MVC-COV1901 phase 2 trial was a prospective, randomized, double-blind,  
83 placebo-controlled, and multicenter study to evaluate the safety, tolerability, and immunogenicity of  
84 the SARS-CoV-2 vaccine candidate MVC-COV1901 (NCT04695652) [4]. The main study of the trial  
85 consisted of 3,844 subjects of  $\geq 20$  years of age who were generally healthy or with stable pre-existing  
86 medical conditions recruited from eleven sites in Taiwan, and this population was used for safety  
87 analysis [4]. The per protocol immunogenicity (PPI) subset from the MVC-COV1901 phase 2 trial was  
88 used for this study and consisted of 903 subjects who have received two doses of MVC-COV1901 as  
89 scheduled in the clinical trial. The comparator set of population consisted of 200 subjects of  $\geq 20$  years  
90 of age who were generally healthy and have received two doses of AstraZeneca ChAdOx nCOV-19  
91 (AZD1222) recruited from Taoyuan General Hospital, Ministry of Health and Welfare.

92 The trial protocol and informed consent form were approved by the Taiwan Food and Drug  
93 Administration (FDA) and the ethics committees at the participating sites. The institutional review  
94 boards included the Chang Gung Medical Foundation, National Taiwan University Hospital, Taipei  
95 Veterans General Hospital, Tri-Service General Hospital, Taipei Medical University Hospital, Taipei  
96 Municipal Wanfang Hospital, Taoyuan General Hospital Ministry of Health and Welfare, China  
97 Medical University Hospital, Changhua Christian Hospital, National Cheng Kung University Hospital,  
98 and Kaoshiung Medical University Hospital. The trial was done in accordance with the principles of  
99 the Declaration of Helsinki and good clinical practice guidelines.

100

### 101 **Vaccines**

102 Medigen COVID-19 vaccine or MVC-COV1901, a subunit vaccine consisting of the prefusion  
103 spike protein (S-2P) adjuvanted with 750  $\mu\text{g}$  CpG 1018 and 375  $\mu\text{g}$  aluminum hydroxide. A standard  
104 0.5 mL dose contains 15  $\mu\text{g}$  of the Spike-2P. Both are delivered intramuscularly at the deltoid region.  
105 The comparator vaccine is ChAdOxAZD1222, an adenoviral vector vaccine developed by Oxford

106 University and AstraZeneca served at multi-dose vials. Each dose of vaccine is 0.5 mL and contains  
107  $5 \times 10^{10}$  viral particles.

108

### 109 **Immunobridging study**

110 According to the TFDA document, the follow criteria were set for a candidate vaccine to be  
111 granted EUA in Taiwan [3]:

- 112 • Clinical data: Immunobridging study to evaluate the immunogenicity of locally developed  
113 vaccine against a comparator vaccine which has already been approved in Taiwan.
- 114 • Safety data: At least 3,000 subjects were required to be tracked for at least one month for  
115 safety data after the last dose and all subjects to be followed for a median of two months  
116 after the last dose.

117 As the AstraZeneca ChAdOx1 nCoV-19 (AZD1222) vaccine was the first COVID-19 vaccine to be  
118 approved in Taiwan, it was chosen as the comparator vaccine for which the locally developed vaccines  
119 are to be benchmarked with [3]. The immunobridging criteria were to fulfill the following endpoints  
120 for serum samples 28 days after the second dose (Day 57) in population under the age of 65 [3, 9]:

- 121 1. The lower limit of the 95% confidence interval of the geometric mean titer ratio (GMTR)  
122 of the prototype strain live virus neutralizing antibodies for the MVC-COVID19 vaccine  
123 group to the external control group must be greater than 0.67, as shown in a blood test 28  
124 days after the second dose;
- 125 2. The sero-response level was defined as the neutralizing antibody titers against the  
126 prototype strain live virus at 28 days after receiving the second dose of the vaccine, at the  
127 referred point of 60% reverse accumulative distribution curve for external control group  
128 The lower limit of the 95% confidence interval for the sero-response rate (the proportion of  
129 subjects whose neutralizing antibody titers against the prototype strain live virus, at 28  
130 days after receiving the second dose of the MVC-COVID19 vaccine are above the  
131 sero-response level) must be greater than 50%

## 132 **Live SARS-CoV-2 neutralization assay**

133 Neutralizing antibody titers against the Wuhan prototype SAR-CoV-2 were determined by  
134 SARS-CoV-2 live virus neutralization assay as described previously [4].

135

## 136 **Statistical analysis**

137 Descriptive statistics were obtained and presented for the population's characteristics. GMTs  
138 were estimated from neutralizing antibody titers measured at 28 days after the second dose of the study  
139 intervention. Geometric mean titer ratio (GMTR) is calculated as the GMT of MVC group over the  
140 GMT of AZ group.

141 The GMTs are presented with their two-sided 95% CI. To assess the magnitudes of differences in  
142 immune response between the two vaccines, an analysis of covariance (ANCOVA) model was used.

143 The model included the log-transformed antibody titers at Day 57 as the dependent variable, vaccine  
144 group (AZD1222 and MVC-COV1901) as an explanatory variable and adjusted for age, BMI, gender  
145 and comorbidity profile. The 95% CI for the adjusted neutralizing antibody titers of each vaccine  
146 group were obtained. Then adjusted GMT and corresponding 95% CI were back-transformed to the  
147 original scale. A worst modified subset of the sample was created which included only GMT values  $\leq$   
148 67th percentile at Day 57. Reverse cumulative distribution (RCD) curves were constructed for data 28  
149 days after the 2<sup>nd</sup> dose for the AZD1222 and MVC-COV1901 groups.

150

## 151 **Results**

### 152 **Demographics**

153 The mean age of AZD1222 (AZ) and MVC-COV1901 (MVC) groups were similar at 42.9 and  
154 45.7 years, respectively (Table 1). However, only six (3%) subjects were over age of 65 in the AZ  
155 group compared to 221 (24.4%) in MVC-COV1901, though this is due to the study design of the  
156 MVC-COV1901 trial to enroll at least 20% of participants to be over age of 65 [4]. In terms of gender,  
157 the AZ group had higher percentage of females (59.8%) than that of MVC group (42.3%). Other



158 discrepancies between the two groups include the higher proportion of comorbidity in the AZ group  
159 (38.1%) compared to the MVC group (19.3%). In order to investigate the effects of these factors for  
160 the immunobridging process, we performed sensitivity analyses based on age group, gender, and  
161 comorbidity.

162

### 163 **Immunogenicity**

164 In subjects of under age of 64, at 28 days after the second dose, the AZ and MVC groups had  
165 GMTs of 186 and 733, respectively (Figure 1). When including the above 65 years of age into the  
166 GMT calculation, the GMTs decreased to 184 and 662 for the AZ and MVC groups, respectively, due  
167 to the inclusion of lower neutralizing antibody titer levels in the older age group (Figure 1). According  
168 to the analysis for immunobridging study, the results showed that the lower limit of the 95% CI for the  
169 GMTR of the prototype strain live virus neutralizing antibodies between MVC and AZ groups was 3.4  
170 times, which was greater than the requirement of 0.67 times. The lower limit of the 95% confidence  
171 interval for the sero-response rate of the MVC group was 95.5%, which was greater than the  
172 requirement of 50%.

173 Illustrated in Figure 2 are the reverse cumulative distribution (RCD) curves of neutralizing  
174 antibody titers. Higher neutralizing antibody titers were observed in the MVC group. At the referred  
175 point of 60% for the AZ group, participants had neutralizing antibody titers equal to or less than 199.5  
176 IU/mL. This is equivalent to approximately 90% of individuals given MVC.

### 177 **Sensitivity Analysis**

178 The sensitivity analyses conducted to detect the robustness of GMT results reveal that both  
179 AZD1222 and MVC-COV1901 enhanced neutralizing antibody titers in both the subset of the younger  
180 individuals (aged 20-64 years) and the overall sample which includes older participants aged 65 years  
181 and above. The GMT Ratio (AZ vs. MVC) in the younger group which was 3.89 (95% CI: 3.45, 4.4)  
182 was comparable to the overall GMT Ratio of 3.55 (3.2, 3.97). The subgroup of younger individuals  
183 had higher GMTs for both AZ (185.97; 95% CI: 167.3, 206.7) and MVC (723.6; 95% CI: 683.7, 765.8)

184 as compared to the overall GMTs for AZ (184.05; 95%CI: 166.5, 204.7) and MVC (654.07; 95% CI:  
185 620.9, 689.03). Adjusting for age, sex, Body Mass Index (BMI) and comorbidity status, the population  
186 including 65 years and above has a more robust MVC response albeit comparable to those in the  
187 younger age group. The GMT ratio (MVC vs. AZ) in the overall sample is 3.80 (95% CI: 3.4, 4.3)  
188 while that of the younger subset is 3.78 (95% CI: 3.3, 4.3). Adjusted GMTs also indicate a better  
189 response among the younger age group (Table 2). Findings are consistent when looking at the worst  
190 modified subset of the sample (i.e. Day 57 titer  $\leq$  67th percentile). GMTs are lower in the overall  
191 sample which includes those 65 years and above, than in the younger group (Table 3). Adjusted GMT  
192 ratio is also comparable between the overall sample (2.70; 95% CI: 2.4,3.01) and the younger age  
193 group (2.69; 95% CI: 2.4, 3.02). Subgroup analyses based on gender and comorbidity profile show  
194 consistency in estimates across subgroups.

195

## 196 **Discussion**

197 The major regulators considered that the evidence from studies with authorized COVID-19  
198 vaccines is sufficient to support using neutralizing antibody titers as primary endpoint in an  
199 immunogenicity bridging study for authoring new COVID-19 vaccines. The decision had become  
200 relevant when clinical endpoint efficacy studies are less feasible. Our study followed the statement  
201 made by The International Coalition of Medicines Regulatory Authorities (ICMRA) [10]  
202 demonstrating the superiority of immunogenicity of MVC-COV1901 against AZ to predict vaccine  
203 effectiveness.

204 The regulator's consortium recommended that the study design should be non-inferiority when  
205 the choice of the active comparator has demonstrated high efficacy, or superiority if the active  
206 comparator has modest efficacy. AZ being a product that has modest efficacy justified the need for  
207 demonstrating the superiority to gain regulatory approval. Our study tried to simulate the  
208 immunogenicity comparison between MVC-COV1901 and AZ done by the regulator in Taiwan  
209 through which a EUA was granted to the former vaccine. The comparative study was not done in a

210 randomized, blinded study, but an external comparison. To increase confidence from the regulator's  
211 perspective, a series of sensitivity analyses were conducted. The data showed that after omitting the  
212 highest 33 percent data points of neutralizing antibody titers, the results can still hold.

213 The neutralizing antibody titers were determined using World Health Organization  
214 (WHO)-certified reference standards, International Unit, IU/mL. The use of the standardized unit to  
215 report humoral immunogenicity could facilitate future cross-platform or cross-lab comparison. The  
216 study participants of both vaccines are mainly Taiwanese, reporting in IU/mL could follow  
217 cross-ethnicity comparison.

218 There are a few limitations of this study, first, the design is not randomized, double blinded, but  
219 an external comparison, which will compromise the level of evidence. Second, the cell-mediated  
220 immunity was not included in the comparative immunogenicity profile. Third, other characterizations  
221 that are of interests, including the waning immunity of both vaccines, the cross-reactivity against  
222 Variants of Concern (VoCs), were not explored.

223 The data presented in the study showed that it is reasonably likely that the vaccine efficacy of  
224 MVC-COV1901 is similar or superior to that of AZ. The data could be used in support of further  
225 vaccine development and regulatory approval.

226 **Acknowledgements:** The study was funded by Medigen Vaccine Biologics (study sponsor) and the  
227 Taiwan Centres for Disease Control, Ministry of Health and Welfare.

228

229 **Author Contributions:** Conceptualization, C.-Y. C. and I.-F. L.; methodology, I.-F. L.; software,  
230 C.-Y. C. and I.-F. L.; validation, S.-Y. K., C.-P. C., and Y.-C. L.; formal analysis, C.-Y. C., I.-F. L.,  
231 and J.A.G.E.; investigation, C.-Y. C. and S.-H. C.; resources, C.-Y. C., H.-C. H., H.-W. Y. and S.-H.  
232 C.; data curation, I.-F. L. and J.A.G.E.; writing—original draft preparation, C.-Y. C. and J.A.G.E.;  
233 writing—review and editing, I.-F. L.; visualization, J.A.G.E and I.-F. L.; supervision, I.-F. L.; project  
234 administration, C.-Y. C. All authors have read and agreed to the published version of the manuscript.

235

236 **Competing Interests:** J.A.G.E. is an employee of Medigen Vaccine Biologics (Taipei, Taiwan) and  
237 he has received grants from Taiwan Centres for Disease Control, Ministry of Health and Welfare,  
238 during the conduct of the study. All other authors declare no conflict of interest.

239

## 240 **References**

- 241 1. Kuo TY, Lin MY, Coffman RL, et al. Development of CpG-adjuvanted stable prefusion  
242 SARS-CoV-2 spike antigen as a subunit vaccine against COVID-19. *Sci Rep*, 2020; 10:20085.
- 243 2. Taiwan Centers for Disease Control. Taiwan National Infectious Disease Statistics System.  
244 Available at: <https://nidss.cdc.gov.tw/en/nndss/Cdcwnh07?id=19CoV>. Accessed October 7,  
245 2021.
- 246 3. Ministry of Health and Welfare, Taiwan. News release on June 10th, 2021 on EUA approval  
247 criteria for locally developed COVID-19 vaccine (In Traditional Chinese). June 10, 2021.  
248 Available at: . <https://www.mohw.gov.tw/fp-5017-61305-1.html>. Accessed October 7, 2021.

- 249 4. Hsieh SM, Liu MC, Chen YH, Lee WS, Hwang SJ, Cheng SH, Ko WC, Hwang KP, Wang NC,  
250 Lee YL, Lin YL. Safety and immunogenicity of CpG 1018 and aluminium hydroxide-adjuvanted  
251 SARS-CoV-2 S-2P protein vaccine MVC-COV1901: interim results of a large-scale,  
252 double-blind, randomised, placebo-controlled phase 2 trial in Taiwan. *The Lancet Respiratory*  
253 *Medicine*. 2021 Oct 13.
- 254 5. Blanchard B and Lee Y. “Taiwan approves Medigen’s COVID-19 vaccine candidate”. July 19,  
255 2021. Available at:  
256 <https://www.reuters.com/world/asia-pacific/taiwan-approves-production-medigens-covid-19-vaccine-candidate-2021-07-19/>. Accessed September 17, 2021.
- 258 6. International Coalition of Medicines Regulatory Authorities. ICMRA COVID-19 Vaccine  
259 development: Future steps Workshop. June 24, 2021. Available at:  
260 <http://www.icmra.info/drupal/en/covid-19/24june2021>. Accessed October 7, 2021.
- 261 7. Hannah B. *European Pharmaceutical Review*. “Immuno-bridging studies are sufficient for  
262 authorising new COVID-19 vaccines, say regulators”. September 16, 2021. Available at:  
263 <https://www.europeanpharmaceuticalreview.com/news/162653/immuno-bridging-studies-are-sufficient-for-authorising-new-covid-19-vaccines-say-regulators/>. Accessed October 7, 2021.
- 265 8. Medicines and Healthcare products Regulatory Agency, UK. Access Consortium: Alignment  
266 with ICMRA consensus on immunobridging for authorising new COVID-19 vaccines.  
267 September 15, 2021. Available at:

- 268 [https://www.gov.uk/government/publications/access-consortium-alignment-with-icmra-consensus-on-immunobridging-for-authorising-new-covid-19-vaccines/access-consortium-alignment-wi](https://www.gov.uk/government/publications/access-consortium-alignment-with-icmra-consensus-on-immunobridging-for-authorising-new-covid-19-vaccines/access-consortium-alignment-with-icmra-consensus-on-immunobridging-for-authorising-new-covid-19-vaccines)
- 269 [th-icmra-consensus-on-immunobridging-for-authorising-new-covid-19-vaccines](https://www.gov.uk/government/publications/access-consortium-alignment-with-icmra-consensus-on-immunobridging-for-authorising-new-covid-19-vaccines/access-consortium-alignment-wi). Accessed
- 270 October 7, 2021.
- 271
- 272 9. MVC-COV1901 COVID-19 vaccine package insert. Medigen Vaccine Biologics Corp., Taipei,
- 273 Taiwan. 2021.
- 274 10. Therapeutic Goods Administration, Australia. Access Consortium: Alignment with ICMRA
- 275 consensus on immunobridging for authorising new COVID-19 vaccines. September 14, 2021.
- 276 Available at:
- 277 [https://www.tga.gov.au/access-consortium-alignment-icmra-consensus-immunobridging-authori](https://www.tga.gov.au/access-consortium-alignment-icmra-consensus-immunobridging-authorising-new-covid-19-vaccines)
- 278 [sing-new-covid-19-vaccines](https://www.tga.gov.au/access-consortium-alignment-icmra-consensus-immunobridging-authorising-new-covid-19-vaccines). Accessed February 15, 2022.

279

280

281

282

283

284

285

286

287 **Tables**

288

289 **Table 1. Demographics of the population groups**

Item\MVC lot	<65 years		All ages	
	AstraZeneca ChAdOx1 nCoV-19  N = 194	MVC-COV1901  PPI subset N=682	AstraZeneca ChAdOx1 nCoV-19  N = 200	MVC- COV1901  PPI subset N=903
<b>Age (years)</b>				
Mean (SD)	42.2 (11.1)	38.02 (11.03)	42.9 (11.7)	45.68 (16.64)
Median (IQR)	41(16.75)	37.0 (17.0)	41.5(17.2)	42.0 (32.0)
Min~Max	22.0~64.0	20.0~64.0	22.0~69.0	20.0~ 87.0
<b>Gender</b>				
Male	78 (40.2)	386 (56.6)	80 (40.0)	521 (57.7)
Female	116 (59.8)	296 (43.4)	120 (60.0)	382 (42.3)
<b>BMI (kg/m<sup>2</sup>)</b>				
Mean (SD)	25.3 (4.5)	24.9 (4.3)	25.2(4.6)	24.9 (4.1)
Median (IQR)	25.6 (5.97)	24.3 (5.7)	24.5(5.97)	24.4 (5.3)
Min~Max	16.6~39.6	14.3~45.2	17.01~37.5	17.7 ~36.9
<b>BMI group</b>				
<30 kg/m <sup>2</sup>	159 (81.96)	594 (87.1)	798 (88.4)	164 (82.0)
>=30 kg/m <sup>2</sup>	35 (18.04)	88 (12.9)	105 (11.6)	36 (18.0)
<b>Pre-vaccination neutralizing antibody status</b>				
Seropositive	2 (1.03)	8 (1.17)	2 (1.0)	10 (1.11)
Seronegative	192 (98.97)	674 (98.83)	198 (99.0)	893 (98.9)
<b>Comorbidity Category</b>				
at least one comorbidity	74 (38.1)	89 (13.0)	123 (61.5)	729 (80.7)
No comorbidity	120 (61.9)	593 (87.0)	77 (38.5)	174 (19.3)

290

291 **Table 2. Neutralizing antibody titer in subjects immunized with either two doses of AZD1222 or**  
 292 **MVC-COV1901 in all ages and ages 20-64 years at Day 57 (28 days after the second dose)**

Item\MVC lot	<65 years*		All ages		p-value
	AstraZeneca		AstraZeneca		
	ChAdOx1 nCoV-19	MVC-COV1901	ChAdOx1 nCoV-19	MVC-COV1901	
	PPI subset		PPI subset		
	N = 192	N = 674	N = 198	N = 893	
<b>GMT</b>	185.97	723.6	184.05	654.07	
95% CI of GMT	167.3~206.7	683.7~765.8	166.5~204.7	620.9~689.03	
<b>GMT Ratio (MVC/AZ)</b>	3.89		3.55		
95% CI of GMT Ratio	3.45~4.4		3.2~3.97		<0.0001
<b>Adjusted GMT Ratio (MVC/AZ)</b>	3.78		3.8		
95% CI of Adjusted GMT Ratio	3.3~4.3		3.4~ 4.3		<0.0001

\*The GMT Ratio was adjusted for age, gender, BMI, and comorbidity profile using general linear models.

293

294

295 **Table 3. Worst modified PPI subset of neutralizing antibody titer in subjects immunized with either two**  
 296 **doses of AZD1222 or MVC-COV1901 in all ages and ages 20-64 years at Day 57**

	<65 years*	All ages
--	------------	----------

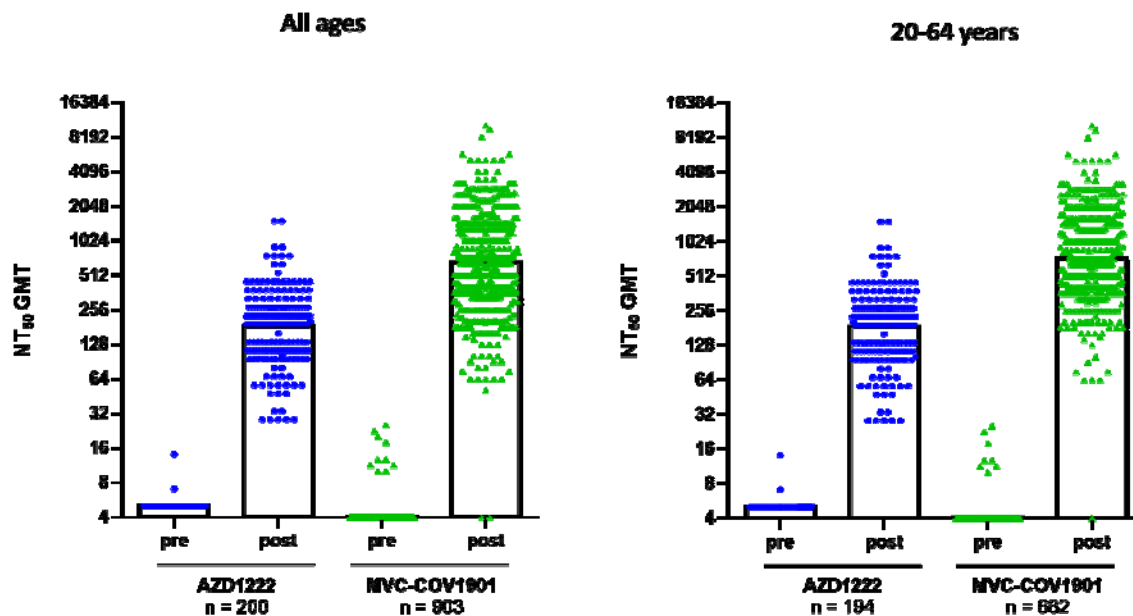


Item\MVC lot	AstraZeneca			AstraZeneca		
	ChAdOx1	MVC-COV1901	p-value	ChAdOx1	MVC-COV1901	p-value
	nCoV-19	PPI subset		nCoV-19	PPI subset	
	N = 192	N = 458	N = 198	N = 635		
<b>GMT</b>	185.97	492.6		184.05	453.7	
95% CI of GMT	167.3~206.7	470.1~516.1		166.5~204.7	433.8~474.7	
<b>GMT Ratio (MVC/AZ)</b>	2.65			2.46		
			<0.0001			<0.0001
95% CI of GMT Ratio	2.4~2.97			2.2~2.7		
<b>Adjusted GMT Ratio (MVC/AZ)</b>	2.6			2.62		
			<0.0001			<0.0001
95% CI of Adjusted GMT Ratio	2.3~2.9			2.3~2.9		

\* The GMT Ratio was adjusted for age, gender, BMI, and comorbidity profile using general linear models.

297 **Figures**

298



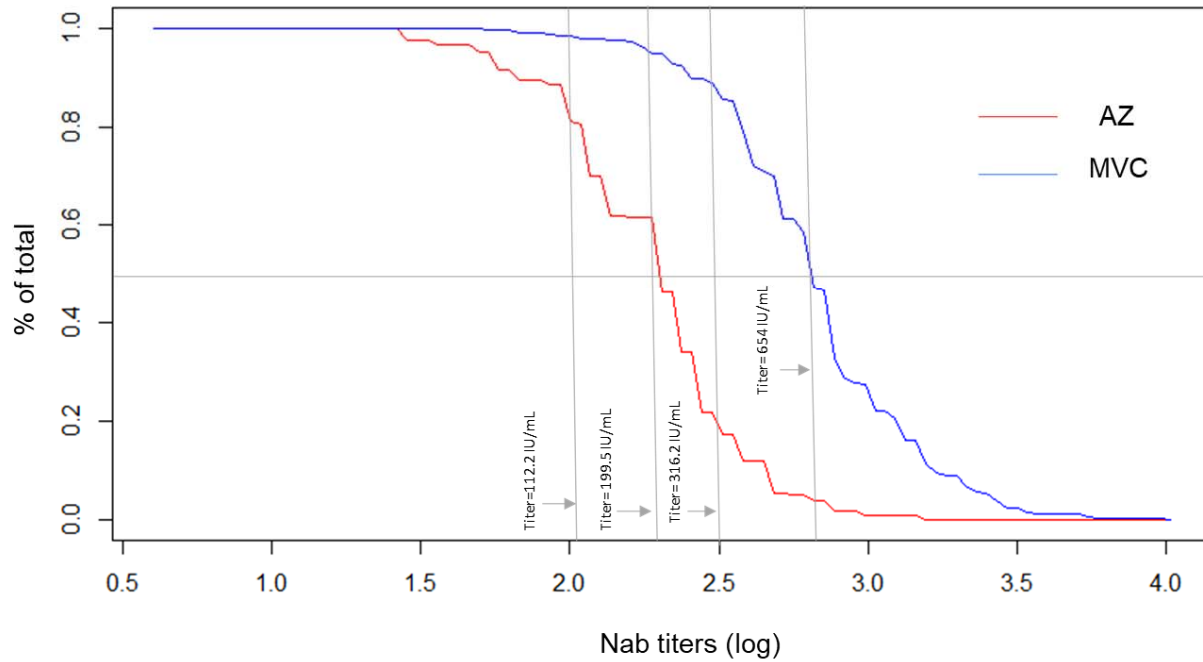
299

300 **Figure 1. Neutralizing antibody titer in subjects immunized with two doses of either AZD1222 or**  
301 **MVC-COV1901 in all ages (left) and ages 20-64 years (right)**

302 Serum samples were taken before the first vaccination (pre) or 28 days (post) after the second dose of either  
303 vaccine and were subjected to live SARS-CoV-2 neutralization assay. The results are shown as 50%  
304 neutralizing titer (NT<sub>50</sub>) with symbols indicating individual NT<sub>50</sub> values and the bars indicating the GMT of  
305 each group.

306

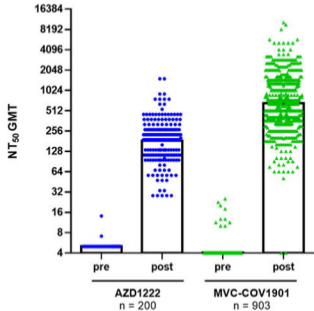
307



308

309 Figure 2. Reverse Cumulative Distribution Curve using log-transformed titers by percent of subjects who  
310 had neutralizing antibody titers 28 days following the second dose of AZ and MVC

### All ages



### 20-64 years

