

# Protection by vaccines and previous infection against the Omicron variant of SARS-CoV-2

Martin Šmíd<sup>a,b,1</sup>, Luděk Berec<sup>a,c,d</sup>, Ondřej Májek<sup>e,f</sup>, Tomáš Pavlík<sup>e,f</sup>, Jiří Jarkovský<sup>e,f</sup>, Jakub Weiner<sup>a,g</sup>, Lenka Příbylová<sup>h</sup>, Tamara Barusová<sup>i,j</sup>, and Jan Trnka<sup>a,k</sup>

<sup>a</sup>Centre for Modelling of Biological and Social Processes, Na břehu 497/15, 19000 Praha 9, Czech Republic; <sup>b</sup>Czech Academy of Sciences, Institute of Information Theory and Automation, Pod Vodárenskou věží 4, 18200 Praha 8, Czech Republic; <sup>c</sup>Czech Academy of Sciences, Biology Centre, Institute of Entomology, Department of Ecology, Branišovská 31, 37005 České Budějovice, Czech Republic; <sup>d</sup>Centre for Mathematical Biology, Institute of Mathematics, Faculty of Science, University of South Bohemia, Branišovská 1760, 37005 České Budějovice, Czech Republic; <sup>e</sup>Institute of Biostatistics and Analyses, Faculty of Medicine, Masaryk University, Kamenice 126/3, 62500 Brno, Czech Republic; <sup>f</sup>Institute of Health Information and Statistics of the Czech Republic, Palackého náměstí 4, 12801 Praha 2, Czech Republic; <sup>g</sup>Siesta Labs, Konopišská 739/16, 10000 Praha 10, Czech Republic; <sup>h</sup>Department of Mathematics and Statistics, Faculty of Science, Masaryk University, 61137 Kotlářská 2, Brno, Czech Republic; <sup>i</sup>First Faculty of Medicine, Charles University, Kateřinská 32, 12108 Praha 2, Czech Republic; <sup>j</sup>Czech Academy of Sciences, Institute of Computer Science, Department of Statistical Modelling, Pod Vodárenskou věží 2, 18207 Praha 8, Czech Republic; <sup>k</sup>Department of Biochemistry, Cell and Molecular Biology, Third Faculty of Medicine, Charles University, Ruská 87, 10000 Praha 10, Czech Republic

This manuscript was compiled on February 23, 2022

**The Omicron variant of the SARS-CoV-2 virus carries mutations, which enable it to evade immunity conferred by vaccines and previous infections. We used a Cox proportional hazards model and a logistic regression model on individual-level data on all laboratory-confirmed SARS-CoV-2 infections in the Czech Republic to estimate the relative risk of infection, hospitalization, including severe states, for Delta and Omicron variants, adjusting for sex, age, previous infection, vaccine type and vaccination status. A recent (<2 months) two-dose vaccination reached VE 43% (95% CI: 42-44) against infection by Omicron compared to 73% (95% CI: 72-74) against Delta. A recent booster increased VE to 56% (95% CI: 55-56) against Omicron infection compared to 90% (95% CI: 90-91) for Delta. The VE against Omicron hospitalization of a recent two-dose vaccination was 45% (95% CI: 29-57), with a recent booster 87% (95% CI: 84-88). The VE against the need for oxygen therapy due to Omicron was 57% (95% CI: 32-72) for recent vaccination, 90% (95% CI: 87-92) for a recent booster. Post-infection protection against Omicron hospitalization declined from 68% (95% CI: 68-69) at <6 months to 13% (95% CI: 11-14) at >6 months after a previous infection. A recent combination of a previous infection and vaccination was more protective than either alone with a slight benefit from a vaccination preceding an infection. Once infected, the OR for Omicron relative to Delta was 0.36 (95% CI: 0.34-0.38) for hospitalization, 0.24 (95% CI: 0.22-0.26) for oxygen therapy, and 0.24 (95% CI: 0.21-0.28) for ICU admission.**

covid-19 | post-infection immunity | vaccine effectiveness | SARS-CoV-2 | Omicron variant | hospitalization

The B.1.1.529 (Omicron) variant of SARS-CoV-2 was first detected in South Africa in November 2021, immediately designated a variant of concern by the WHO (1) and thereafter seen quickly to spread throughout most of the world. This rapid spread was at least in part brought about by a degree of immune evasion due to a large number of mutations in the viral S-protein, which led to changes in epitopes recognised by antibodies elicited by vaccination or previous infection (2). Together with non-pharmacological interventions such as face masks, distancing, ventilation of interior spaces testing and isolating, vaccination is among the most effective means of individual and collective protection from the impacts of the pandemic. The immune evasion by the Omicron variant thus caused concern and led to a lot of interest in both laboratory and real-life epidemiological data that could accurately measure this phenomenon.

Since December 27, 2020 the inhabitants of the Czech

Republic have been receiving covid-19 vaccines with the largest number vaccinated with the mRNA vaccine Comirnaty (BNT162b2, Pfizer/BioNTech), followed by Spikevax (mRNA-1273, Moderna), and the adenovirus-based vector vaccines Vaxzevria (ChAdOx1 nCoV-19, AstraZeneca) and Janssen Covid-19 Vaccine (Ad26.CoV2.S, Johnson&Johnson, further abbreviated as Janssen) (3). By February 13, 2022, the end of our study period, 68% of the population had a complete vaccination and 39% received a booster dose (3)

The first case of the Omicron variant in the Czech Republic was detected at the end of November 2021, its proportion of recorded cases rapidly rose and by January 10, 2022 it became the dominant variant, see Figure 1. An increasing number of infections among fully vaccinated and re-infections indeed suggests that immune evasion poses a significant risk to further covid-19 development (3).

In this study, we estimate how the protection due to vaccination or previous SARS-CoV-2 infection against covid-19 infection, hospital admission, oxygen therapy and ICU admission varies in relation to the virus variant and time elapsed for the whole population of the Czech Republic.

## Methods

**Study population and data sources.** The analyses are based on data from the Czech National Information System of Infec-

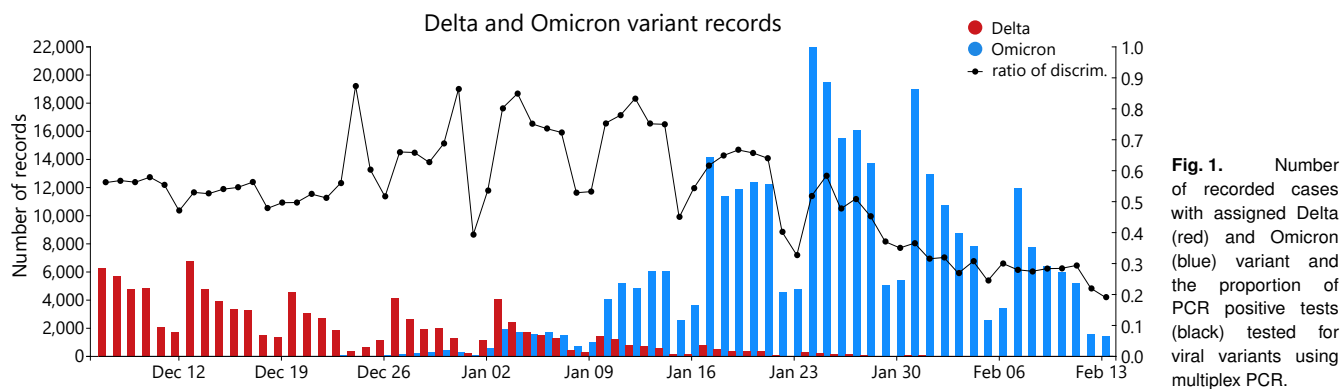
### Significance Statement

A nation-wide study shows that the protection of a previous infection or vaccination is lower against Omicron compared to Delta variant of SARS-CoV-2 and further declines with time. A booster dose or a combination of post-infection immunity with a vaccine conferred significant benefit to individuals in the Omicron wave in the Czech Republic, which further strengthens the importance of vaccination as an effective public health measure.

LB, MŠ, JT and LP conceived this study. JJ, OM, JW, and TB prepared and checked the data. TP provided the methodological expertise, JW and MŠ conducted the analyses. LB and JT wrote the first draft of the manuscript. All authors contributed to writing the manuscript and interpreting the results. All authors approved the final version and had final responsibility for the decision to submit for publication.

All authors declare no competing interests.

<sup>1</sup>To whom correspondence should be addressed. E-mail: [smid@utia.cas.cz](mailto:smid@utia.cas.cz)



**Fig. 1.** Number of recorded cases with assigned Delta (red) and Omicron (blue) variant and the proportion of PCR positive tests (black) tested for viral variants using multiplex PCR.

42 tious Diseases (ISID), which includes records of all individuals  
 43 tested positive for SARS-CoV-2 in the Czech Republic since  
 44 the beginning of covid-19 pandemic, including children (4).  
 45 This database is overseen by the Czech Ministry of Health and  
 46 operated by the Institute of Health Information and Statistics  
 47 of the Czech Republic. Data are routinely collected in com-  
 48 pliance with Czech legal regulations (Act on the Protection  
 49 of Public Health). The Director of the Institute of Health  
 50 Information and Statistics of the Czech Republic has granted  
 51 an ethical approval of the retrospective analyses presented in  
 52 this paper.

53 The ISID database collects demographic data (age, sex and  
 54 region of residence), dates of vaccination, including the vaccine  
 55 types for each dose, and dates of infection and potential rein-  
 56 fection, hospitalization including treatment type and the date  
 57 of potential death with covid-19. Approximately half of data  
 58 recorded in the study period include information on whether  
 59 the infection is caused by the Omicron, Delta, some other  
 60 variant, or that a variant discrimination was not performed.  
 61 The information on the Omicron variant is based on results of  
 62 multiplex PCR or viral genome sequencing, which are available  
 63 only for a subset of all PCR-positive cases. The identification  
 64 of Delta, Omicron, or other variant was computed using def-  
 65 inition of viral S-protein mutations according to ECDC (5);  
 66 the algorithm was tailored to multiplex PCR kits used in the  
 67 Czech Republic in collaboration with the National Institute  
 68 of Public Health and the National Reference Laboratory (6).  
 69 Additional information on deaths from any cause come from  
 70 the Death Certificate System; these data are used for censoring  
 71 purposes only.

72 **Study endpoints.** We studied four types of events: (i) SARS-  
 73 CoV-2 infection defined as a PCR-confirmed positive test of  
 74 any type of sample regardless of the presence of symptoms,  
 75 (ii) hospital admission of a person, who tested positive on a  
 76 PCR test, within two weeks after the confirmed infection or  
 77 earlier, (iii) use of any type of oxygen therapy (nasal oxygen,  
 78 noninvasive ventilation, invasive mechanical ventilation, high-  
 79 flow nasal oxygen, and extracorporeal membrane oxygenation)  
 80 and (iv) admission to ICU during the hospitalization. All  
 81 events were related to the date of infection report.

82 We examined events during the two month period from  
 83 December 7, 2021 to February 13, 2022 during which Delta  
 84 and Omicron switched dominance in the Czech Republic (Fig.  
 85 1).

**Statistical analysis.** A Cox regression with time-varying covariates was applied to estimate hazard ratios (HRs) for the outcomes of interest separately for each viral variant. In these analyses the infections by the variant other than the examined one and the infections lacking variant assignment were censored at the time of infection. Analogously to (7) we used calendar time instead of time from event occurrence as the time scale. Thus the time course of individual cases was modelled by means of “switching” dummy variables, corresponding to the development of the immune status after vaccination or past infection in 61-day periods for vaccination and 121-day periods for the time from the last infection.

The protection provided by vaccine (vaccine effectiveness) or previous infection is calculated by comparing hazards of the vaccinated and/or immunized individuals to those of the “control group” – those who have not been vaccinated and infected so far and subtracted from 1 using the equation:

$$Protection (VE) = 1 - \frac{Hazard_{protected}}{Hazard_{unprotected}} \quad [1]$$

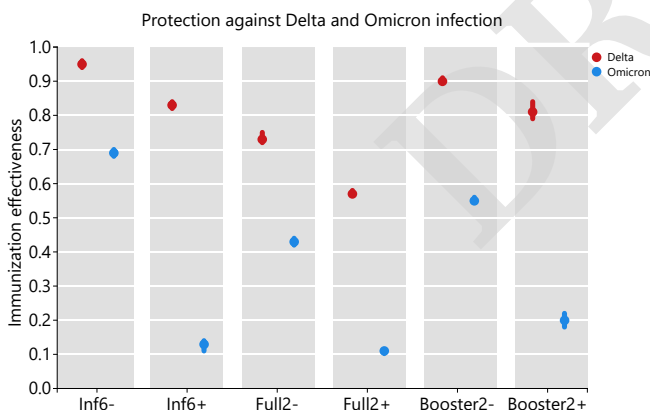
Further we examine the post-infection immunity by estimating hazard ratios of infection of previously unvaccinated individual in relation to time elapsed from the infection. By using calendar time we were able automatically to incorporate the changing conditions of the epidemic, including non-pharmacological measures, seasonal effects, and the virus variant, as all of these phenomena can be included in the underlying baseline hazard function.

To examine the probabilities of hospitalization, oxygen therapy and ICU admission for an infected individual we use the logistic regression with the event of interest as the outcome and with all infections with an assigned viral variant as the data. By means of the dummy corresponding to the virus variant we compare the probabilities of the outcome for both the variants. Post-infection and post-vaccination status, age and sex are used as control variables. To estimate the amount of protection provided by the vaccination and/or past infection we run the logistic regression separately for infections by the two variants.

All calculations were performed using the R software (package *survival*). The algorithm used to transform data from the database into the package command inputs was coded in C++. See Supplementary material 1 for details.

## 127 Results

128 **Protection against infection.** First we looked at the protection  
 129 conferred by vaccination or a previous infection against a new  
 130 infection, since the protection against infection represents the  
 131 potential to protect others at risk in the population. For  
 132 vaccination and the Omicron variant the protection reached  
 133 43% (95% CI 42-44) shortly after completing the full vacci-  
 134 nation scheme, falling to 9% (95% CI 8-10) after more than  
 135 two months. This protection increased to 56% (95% CI 55-56)  
 136 shortly after receiving a booster dose, followed by a decline  
 137 to 21% (95% CI 19-23) after more than two months. These  
 138 numbers strongly contrast with the protection against the  
 139 Delta variant, which was consistently higher at 73% (95% CI  
 140 72-74), 57% (95% CI 56-58), 90% (95% CI 90-91) and 82%  
 141 (95% CI 79-84), respectively. Similar degrees of protection  
 142 against infection are conferred also by the post-infection immu-  
 143 nity: 68% (95% CI 68-69) shortly after infection (2-6 months,  
 144 a positive test during the first two months after an infection  
 145 is not considered a reinfection by definition) and 13% (95%  
 146 CI 11-14) after six months for Omicron, versus 95% (95% CI  
 147 94-96) shortly after infection and 83% (95% CI 82-84) after  
 148 six months for Delta (Figure 2). Based on the past preva-  
 149 lence of viral variants it can be expected that the infections  
 150 older than 6 months were mostly due to the original Wuhan,  
 151 D614G and Alpha variants, while the more recent ones were  
 152 predominantly due to Delta. As we show in the Supplemen-  
 153 tary material 2, Sections 11 and 12, explicit accounting for the  
 154 vaccine type Comirnaty (BNT162b2, Pfizer/BioNTech) and  
 155 Spikevax (mRNA-201273, Moderna) gave values of effective-  
 156 ness comparable with the analyses of pooled data reported  
 157 here in the main text.



**Fig. 2.** Protection provided by vaccination or previous infection against infection by the Omicron and Delta variants of the SARS-CoV-2 virus. Inf6-, previous infection <6 months ago; Inf6+, previous infection >6 months ago; Full2-, complete vaccination <2 months ago; Full2+, complete vaccination >2 months ago; Booster2-, booster dose <2 months ago; Booster2+, booster dose >2 months ago. Shown are point estimates of protection with 95% CI.

158 We had enough data to examine all the combinations in  
 159 which a previous infection preceded vaccination. As expected,  
 160 protection declined with time elapsed from the previous infec-  
 161 tion or vaccination (Tables 1 and 2). For the Delta variant, any  
 162 combination provided  $\geq 95\%$  protection against infection (Ta-  
 163 ble 2). This protection remained quite high also for Omicron  
 164 when the previous infection was recent, falling to lower values

165 for an older previous infection, but even then the protection  
 166 was significantly higher than for a vaccination or previous  
 167 infection alone (Table 1). We also analysed cases, where a  
 168 vaccination preceded a previous infection, and conclude that  
 169 when the protection is high (against Delta) then the order  
 170 of events does not matter (see description of Tab. 2). How-  
 171 ever, when protection is lower (against Omicron), the situation  
 172 when a previous infection followed a vaccination appeared to  
 173 provide a higher protection than the inverse sequence (see the  
 174 caption of Tab. 1). The protection provided by Full 2+ / Inf 6-  
 175 combination was 89% (88-91) as compared to 86% (95% CI  
 176 85-88) for Inf 6- / Full 2+.

**Table 1.** Protection due to various combinations of past infection preceding vaccination against infection for the Omicron variant of the SARS-CoV-2 virus. Infection in recent 6 months is denoted as Inf 6- and older Inf 6+, completed vaccination scheme is denoted Full 2- for completion in recent 2 months and Full 2+ for older completion, analogously for booster. In parentheses, 95% confidence intervals (CI) are given. The inverse immunisation order had a higher effect: more than 2 months old full vaccination followed by infection in recent 6 months had 89% (88-91%) for full vaccination.

| $\delta$ inf | Booster 2-      | Full 2-         | Booster 2+      | Full 2+         |
|--------------|-----------------|-----------------|-----------------|-----------------|
| Inf 6-       | 92%<br>(89-94%) | 82%<br>(75-87%) | 82%<br>(72-89%) | 86%<br>(85-88%) |
| Inf 6+       | 74%<br>(73-75%) | 77%<br>(76-78%) | 48%<br>(45-52%) | 45%<br>(44-46%) |

**Table 2.** Protection due to various combinations of past infection preceding vaccination against infection for the Delta variant of the SARS-CoV-2 virus, 95% confidence intervals (CI) in parentheses. The inverse immunisation order: more than 2 months old full vaccination followed by infection in recent 6 months had protection 96% (90-98%) for full vaccination.

| $\delta$ inf | Booster 2-      | Full 2-         | Booster 2+      | Full 2+         |
|--------------|-----------------|-----------------|-----------------|-----------------|
| Inf 6-       | 95%<br>(66-99%) | 100%<br>no case | 100%<br>no case | 97%<br>(94-98%) |
| Inf 6+       | 98%<br>(98-99%) | 98%<br>(97-98%) | 94%<br>(89-97%) | 96%<br>(95-96%) |

177 These levels of protection against infection provided by  
 178 vaccination or previous infection were estimated from the  
 179 complete set of data. A finer grained analysis of temporal  
 180 dynamics of immunity waning after a previous infection was  
 181 then conducted specifically for individuals that were previ-  
 182 ously infected but remained non-vaccinated. For Omicron,  
 183 the protection was estimated as 69% (95% CI 68-69) for 2-6  
 184 months after previous infection, 48% (95% CI 46-50) for 7-10  
 185 months, 34% (95% CI 33-35) for 11-14 months, and 17% (95%  
 186 CI 15-18) for 14 and more months after previous infection.  
 187 For Delta, on the contrary, these numbers were 93% (95% CI  
 188 91-94), 91% (95% CI 90-92), 86% (95% CI 85-86), and 79%  
 189 (95% CI 77-81), respectively.

190 **Protection against hospitalization.** Qualitatively similar pat-  
 191 tern yet quantitatively consistently higher protection is seen  
 192 against hospitalization (Tables 3), a need for oxygen therapy  
 193 (Tables 6), and a need for intensive care (Tables 7). For ex-  
 194 ample, a recent booster dose provides 87% protection against  
 195 hospitalization, 90% against a need of oxygen therapy, and  
 196 84% against a need of intensive care for the Omicron variant.  
 197 Moreover, all combinations of previous infection and vaccina-

198 tion present in our data appear to provide nearly complete  
 199 protection against Omicron as regards hospitalization (Tables  
 200 4 and 5) as well as against need of oxygen therapy or intensive  
 201 care (no cases have been observed for such situations).

**Table 3. Vaccine effectiveness and protection provided by post-infection immunity against hospitalization, for the Omicron and Delta variants of the SARS-CoV-2 virus, 95% confidence intervals (CI) in parentheses.**

| Effect ag. Hosp. | Omicron      | Delta          |
|------------------|--------------|----------------|
| Full 2-          | 45% (29-57%) | 75% (68-80%)   |
| Full 2+          | 29% (21-37%) | 79% (78-81%)   |
| Booster 2-       | 87% (84-88%) | 98% (97-98%)   |
| Booster 2+       | 79% (75-83%) | 97% (95-98%)   |
| Inf 6-           | 87% (73-94%) | 100% (no case) |
| Inf 6+           | 92% (86-96%) | 95% (93-96%)   |

**Table 4. Protection due to various combinations of past infection preceding vaccination against hospitalization for the Omicron variant of the SARS-CoV-2 virus, 95% confidence intervals (CI) in parentheses. The inverse immunisation order: more than 2 months old full vaccination followed by infection in recent 6 months had protection 94% (78-99%)**

| $\sigma$ Hosp | Booster 2-      | Full 2-          | Booster 2+      | Full 2+         |
|---------------|-----------------|------------------|-----------------|-----------------|
| Inf 6-        | 100%<br>no case | 100%<br>no case  | 72%<br>(0-96%)  | 93%<br>(49-99%) |
| Inf 6+        | 98%<br>(95-99%) | 97%<br>(80-100%) | 97%<br>(87-99%) | 90%<br>(84-94%) |

**Table 5. Protection due to various combinations of past infection preceding vaccination against hospitalization for the Delta variant of the SARS-CoV-2 virus, 95% confidence intervals (CI) in parentheses. The inverse immunisation order: more than 2 months old vaccination followed by infection in recent 6 months had protection 100% (no case) for full vaccination.**

| $\delta$ Hosp | Booster 2-        | Full 2-         | Booster 2+       | Full 2+         |
|---------------|-------------------|-----------------|------------------|-----------------|
| Inf 6-        | 100%<br>no case   | 100%<br>no case | 100%<br>no case  | 100%<br>no case |
| Inf 6+        | 100%<br>(99-100%) | 98%<br>(95-99%) | 98%<br>(86-100%) | 98%<br>(98-99%) |

**Table 6. Vaccine effectiveness and protection provided by post-infection immunity against hospitalization with a need for oxygen therapy, for the Omicron and Delta variants of the SARS-CoV-2 virus, 95% confidence intervals (CI) in parentheses.**

| Effect ag. $O_2$ | Omicron      | Delta          |
|------------------|--------------|----------------|
| Full 2-          | 57% (32-72%) | 82% (76-87%)   |
| Full 2+          | 32% (20-43%) | 82% (80-83%)   |
| Booster 2-       | 90% (87-92%) | 98% (98-98%)   |
| Booster 2+       | 85% (80-88%) | 97% (95-98%)   |
| Inf 6-           | 81% (40-94%) | 100% (no case) |
| Inf 6+           | 88% (72-94%) | 98% (95-99%)   |

202 **Risk of a severe outcome for Omicron vs. Delta.** Finally, our  
 203 logistic regression analyses show that once infected, the odds  
 204 ratio for hospitalization with Omicron relative to Delta is 0.36  
 205 (0.34-0.38), for a need of oxygen therapy with Omicron relative  
 206 to Delta is 0.24 (0.22-0.26), and for a need of intensive care with

**Table 7. Vaccine effectiveness and protection provided by post-infection immunity against hospitalization with a need for intensive care, for the Omicron and Delta variants of the SARS-CoV-2 virus, 95% confidence intervals (CI) in parentheses.**

| Effect ag. ICU | Omicron      | Delta          |
|----------------|--------------|----------------|
| Full 2-        | 58% (3-82%)  | 84% (72-91%)   |
| Full 2+        | 37% (12-55%) | 86% (83-88%)   |
| Booster 2-     | 83% (75-89%) | 98% (97-99%)   |
| Booster 2+     | 60% (37-74%) | 97% (92-99%)   |
| Inf 6-         | 83% (0-98%)  | 100% (no case) |
| Inf 6+         | 66% (15-86%) | 97% (90-99%)   |

Omicron relative to Delta is also 0.24 (0.21-0.28). Moreover,  
 once hospitalized, the odds ratio for a need of oxygen therapy  
 with Omicron relative to Delta is 0.44 (0.39-0.49) and for a  
 need of intensive care with Omicron relative to Delta is 0.64  
 (0.52-0.72).

## Discussion and Conclusions

Our data support the existing evidence that the Omicron  
 variant of SARS-CoV-2 evades to a significant extent both the  
 post-vaccination and post-infection immunity (2, 8-11). The  
 VEs of all the vaccines used in the Czech Republic are lower  
 for Omicron compared to Delta. As we previously observed  
 with Alpha and Delta (12), the protection against infection by  
 the Omicron variant wanes over time too. However, a booster  
 vaccine dose provides robust and lasting or slowly waning  
 protection against hospitalization, the need for oxygen therapy  
 and intensive care. The combined post-infection and post-  
 vaccination immunity is the most protective regardless of the  
 exact sequence of events, suggesting that the best protective  
 strategy before a coming wave is to vaccinate all individuals,  
 whether previously vaccinated or with a previous covid-19  
 infection.

We are aware of the complicated interpretation of the hos-  
 pitalization data for the Omicron wave, as the very high basic  
 reproduction number  $R_0$  of this variant (13) translated into  
 the very high prevalence of infection in the population at the  
 peak of the epidemic wave and a much higher proportion of  
 hospitalized patients with covid-19 as a concomitant finding  
 rather than the reason for admission. We therefore analysed  
 separately the need for oxygen therapy and ICU admission  
 as a more relevant measure of severe outcomes due to the  
 Omicron infection.

Compared to the Delta variant, the protection provided by  
 the post-infection or post-vaccination immunity is lower for  
 the Omicron variant but at the same time the Omicron variant  
 appears less severe than the Delta variant and the odds ratio  
 for oxygen therapy or ICU admission are both approximately  
 about one quarter compared to the Delta variant.

A common limitation of studies like ours is the fact that  
 only a certain portion of infections is reported (ascertainment  
 rate). We believe this phenomenon does not affect signifi-  
 cantly our estimates of vaccine effectiveness, assuming that  
 the ascertainment rate is the same for the vaccinated and the  
 unvaccinated alike and we have no evidence to the contrary.  
 A difference in the ascertainment rate could also distort our  
 estimates of the protection by the post-infection immunity;  
 in particular, if there were undetected individuals with post-  
 infection immunity in the control group, the infection risk of  
 the population would be underestimated and, consequently,

255 the protection by infection underestimated as well. Our results  
256 should be interpreted in terms of reported infections only.

257 **ACKNOWLEDGMENTS.** Data reported in this study and used for  
258 the analyses are not public. De-identified individual-level data are  
259 available to the scientific community. Requests should be submitted  
260 to the Institute of Health Information and Statistics of the Czech  
261 Republic ([www.uzis.cz/index-en.php](http://www.uzis.cz/index-en.php)), together with a short de-  
262 scription of their analysis proposals, where they will be assessed  
263 based on relevance and scientific merit.

- 264 1. World Health Organization, Classification of Omicron (B.1.1.529): SARS-CoV-2 variant  
265 of concern ([https://www.who.int/news/item/26-11-2021-classification-of-omicron-\(b.1.1.529\)-sars-cov-2-variant-of-concern](https://www.who.int/news/item/26-11-2021-classification-of-omicron-(b.1.1.529)-sars-cov-2-variant-of-concern)) (2021) Accessed: 2022-02-20.
- 266 2. M McCallum, et al., Structural basis of sars-cov-2 omicron immune evasion and receptor  
267 engagement. *Science* **0**, eabn8652 (2022).
- 268 3. Ministry of Health of the Czech Republic, COVID-19: an overview of the actual situation in  
269 the Czech Republic (in Czech) ([onemocneni-aktualne.mzcr.cz/covid-19](http://onemocneni-aktualne.mzcr.cz/covid-19)) (2020) Accessed:  
270 2022-02-20.
- 271 4. M Komenda, et al., Complex reporting of the COVID-19 epidemic in the Czech Republic: Use  
272 of an interactive web-based app in practice. *J Med Internet Res* **22**, e19367 (2020).
- 273 5. ECDC, SARS-CoV-2 variants of concern ([https://www.ecdc.europa.eu/en/covid-19/](https://www.ecdc.europa.eu/en/covid-19/variants-concern)  
274 variants-concern) (2022) Accessed: 2022-02-20.
- 275 6. SZU, Charakterizace viru SARS-CoV-2 v České Republice dle diskriminačních PCR a  
276 celogenomové sekvenace, 31. 1. 2022 ([http://www.szu.cz/uploads/Epidemiologie/Coronavirus/](http://www.szu.cz/uploads/Epidemiologie/Coronavirus/WGS_covid/2022_tydenni_hlaseni/SARS_CoV_2_podrobna_zprava_SZU_2022_01_31.pdf)  
277 WGS\_covid/2022\_tydenni\_hlaseni/SARS\_CoV\_2\_podrobna\_zprava\_SZU\_2022\_01\_31.  
278 pdf) (2022) Accessed: 2022-02-20.
- 279 7. S Tartof, et al., Effectiveness of mRNA BNT162b2 COVID-19 vaccine up to 6 months in a large  
280 integrated health system in the USA: a retrospective cohort study. *Lancet* **398**, 1407–1416  
281 (2021).
- 282 8. W Dejnirattisai, et al., SARS-CoV-2 Omicron-B.1.1.529 leads to widespread escape from  
283 neutralizing antibody responses. *Cell* **185**, 467–484.e15 (2022).
- 284 9. M Hoffmann, et al., The omicron variant is highly resistant against antibody-mediated neutral-  
285 ization: Implications for control of the COVID-19 pandemic. *Cell* **185**, 447–456.e11 (2022).
- 286 10. Z Cui, et al., Structural and functional characterizations of infectivity and immune evasion of  
287 SARS-CoV-2 omicron. *Cell* (2022).
- 288 11. Y Cao, et al., Omicron escapes the majority of existing SARS-CoV-2 neutralizing antibodies.  
289 *Nature* (2021).
- 290 12. L Berec, et al., Real-life protection provided by vaccination, booster doses and previous  
291 infection against covid-19 infection, hospitalisation or death over time in the czech republic: a  
292 whole country retrospective view. *medRxiv* (2021).
- 293 13. H Nishiura, et al., Relative reproduction number of SARS-CoV-2 Omicron (B. 1.1. 529)  
294 compared with Delta variant in South Africa (2022).
- 295

DRAFT

# Supplementary material 1: Protection provided by covid-19 vaccines and previous infection against the Omicron variant

## 1 Dataset

2 In total, our dataset contains 8,282,080 records of vaccinated and/or SARS-CoV-2 positive persons, out of which 10,937 were  
3 excluded for either inconsistency or the lack of valid sex and/or age information. Additional 97,855 records were excluded  
4 as corresponding individuals died before 7. December 2021 which we set as the start date (34,145 were recorded to die from  
5 covid-19, 63,740 from other reasons; see Table S3). As the source dataset consists only of those who were tested positive and/or  
6 were vaccinated, we added subjects who were neither tested positive nor vaccinated. In particular, we completed each sex-age  
7 category to the numbers reported by the Czech Statistical Office by December 31, 2020 – 10,701,777 inhabitants; consequently,  
8 our sample truly reflected the sex and age structure of the whole population, containing all the positive and/or vaccinated  
9 individuals. We neglected births and deaths of the added persons. Moreover, not all non-covid deaths were recorded as they  
10 are reported with a delay.

## 11 Methods: a Cox regression with time-varying covariates

12 For the analyses of vaccine effectiveness and immunity protection, made separately for both the Omicron and Delta variant, we  
13 use the Cox proportional hazards model with time-varying covariates.

14 The input of the model consists of one or more records for each subject. Each record corresponds to a time interval from time  
15  $T_1$  to  $T_2$ , in which the covariates are constant and in the interior of which none of the outcomes happened. Each record contains  
16 indicators of outcomes `VariantInf`, `VariantHosp`, `VariantOxygen`, `VariantICU`, `DeadByCov`, `DeadByOther`, happening at  
17  $T_2$  and the value of the covariates, valid in  $[T_1, T_2)$ . Undiscriminated infections and infections by other variants lead to  
18 withdrawal from the study (right censoring). Deaths of covid (`DeadByCov`) or of other reasons (`DeadByOther`) lead to right  
19 censoring at the time of the event as well. Fixed (non-time-dependent) covariates include sex (`Sex`) and age category (`AgeGr`).

20 Time is measured in days and we take the day before our study period (Dec 7th, 2021) as time zero. By default, for each  
21 subject, the intervals cover the entire period from 7th. December 2021 to 13. February 2022. The period is shortened (censoring  
22 takes place) if either:

- 23 • The subject is infected (except for the Infection analysis)
- 24 • The subject is infected by some other variant or the infection is not discriminated (in the Infection analysis)
- 25 • The subject is reported to die
- 26 • The subject is reported to obtain booster by Astra or Janssen
- 27 • The subject gets a vaccine (only in the reinfection analysis)

28 **Combined Immunity.** In these analyses, we let each individual to go through the several “immunity states” encoded into  
29 `Immunity` covariate. The outcomes (events) are either (a confirmed) infection (`VariantInf`, may be repeated), hospitalization  
30 (`VariantHosp`), oxygen therapy (`VariantOxygen`) or ICU admission (`VariantICU`).

31 The `Immunity` categorical covariate can take the following values:

32 `_noimmunity` meaning that the subject was neither vaccinated nor underwent (confirmed) infection,

33 `X_alone` meaning that the condition  $X$  happened,

34 `X_Y` which means that the condition  $X$  happened, being followed by condition  $Y$  in time.

35 The conditions  $X$  and  $Y$  could be:

36 `part` partially vaccinated (from 14 days of the dose application)

**Table S1. Details on analyses by Cox regression.**

| Analysis                  | Outcome       | Covariates                       |
|---------------------------|---------------|----------------------------------|
| Infections                | VariantInf    | Immunity, Sex, AgeGr             |
| Reinfections              | VariantInf    | InfPrior, Sex, AgeGr             |
| Hospitalizations          | VariantHosp   | Immunity, Sex, AgeGr             |
| Oxygen therapy            | VariantOxygen | Immunity, Sex, AgeGr             |
| ICU admission             | VariantICU    | Immunity, Sex, AgeGr             |
| Detailed hospitalizations | VariantHosp   | VaccStatus, InfPrior, Sex, AgeGr |
| Detailed oxygen therapy   | VariantOxygen | VaccStatus, InfPrior, Sex, AgeGr |
| Detailed ICU admission    | VariantICU    | VaccStatus, InfPrior, Sex, AgeGr |

37 **full12-** fully vaccinated no earlier than two months ago (from 14 days to  $14 + 61 - 1 = 74$  days after the dose application)

38 **full12+** fully vaccinated earlier than two months ago (from 75 days from the application or earlier)

39 **boost2-** booster vaccinated no earlier than two months ago (from 14 days to 74 days after the dose application)

40 **boost2+** booster vaccinated earlier than tow months ago (from 75 days from the application or earlier)

41 **inf6-** underwent infection no earlier than six months (180 days) ago

42 **inf6+** underwent infection earlier than six months (180 days) ago.

43 **Re-infection Analysis.** When separately estimating the post-infection immunity we consider the infection by the examined  
44 variant (**VariantInf**) as the outcome. As the explanatory variable we take the categorical covariate **InfPrior** indicating the  
45 delay from the last infection, grouped by four months. The **InfPrior** covariate can take the following values:

46 **\_noinf** no previous infection

47 **inf1** 60–180 days after the last confirmed infection (the re-infection cannot happen during the first 60 days by definition)

48 **inf2** 181–301 days after the last confirmed infection

49 **inf3** 302–422 days after the last confirmed infection

50 **inf4+** any later.

51 **Detailed Analyses.** Here, the outcomes include **VariantInf** (possibly repeated), **VariantHosp** or **VariantOxygen**. The time-  
52 varying covariates include **VaccStatus** and **InfPrior**. The **VaccStatus** is either **\_novacc** (not vaccintaed) or takes the form  
53 **VSP** where

54 **V** denotes the vaccine (P-fizer, M-oderna, A-stra, J-anssen),

55 **S** denotes the state of vaccination (part - partial, full - full, boost - booster)

56 **P** denotes the time distance from the last vaccination

57 **S=part:** 1=first 61 days after the dose takes effect (14 days after application), 2=any later

58 **S=full:** 1=first 61 days after the dose takes effect (14 days after application), 2=next 61 days, 3=later

59 **S=boost:** 1=first 61 days after the dose takes effect (7 days after application), 2=later

60 The **InfPrior** covariate is as above.

61 Table [S1](#) summarizes all the analyses we made by means of Cox regression.

## 62 **Methods: a Logistic regression**

63 In theses analyses, the binary outcomes **Hosp**, **Oxygen**, **ICU** corresponding to the discriminated infections are explained by  
64 dummy **Variant** taking values either **Omicron** or **Delta**, the value of covariate **Immunity** valid at the time of the infection and  
65 constant covariates **AgeGr** and **Sex**. Table [S2](#) summarizes all these analyses.

## 66 **Software implementation**

67 The **coxph** function from **survival** R package was used for the Cox regression, the (**glm** function from **stats** R package) for the  
68 Logistic regression. The original software package was used to transform the source data to the input of the functions. The  
69 source code with example (unreal) data can be retrieved from <https://github.com/bisop-repo/omicronprotection>.

## 70 **Supplementary tables**

**Table S2. Details on analyses by Logistic regression.**

| Analysis                         | Outcome | Covariates                    |
|----------------------------------|---------|-------------------------------|
| Hospitalizations given infection | Hosp    | Variant, Immunity, Sex, AgeGr |
| Oxygen given infection           | Oxygen  | Variant, Immunity, Sex, AgeGr |
| ICU given infection              | ICU     | Variant, Immunity, Sex, AgeGr |
| Oxygen given hospitalization     | Oxygen  | Variant, Immunity, Sex, AgeGr |
| ICU given hospitalization        | ICU     | Variant, Immunity, Sex, AgeGr |



**Table S3. Descriptive statistics: population and epidemic characteristics in the Czech Republic: ISID = the Czech National Information System of Infectious Diseases.**

| Age group | Number  | Dataset     |                  | Population by 07/12/2021 |         | Events from 07/12/2021 |                 |                 |               |            |
|-----------|---------|-------------|------------------|--------------------------|---------|------------------------|-----------------|-----------------|---------------|------------|
|           |         | Data errors | Dead by covid-19 | From ISID                | Added   | Total                  | Infect- talized | Hospit- talized | Dead covid-19 | Dead other |
| 0-11      | 434936  | 23          | 6                | 434890                   | 932215  | 1367105                | 167628          | 798             | 1             | 3          |
| 12-15     | 357588  | 14          | 0                | 357563                   | 98925   | 456488                 | 109893          | 175             | 1             | 3          |
| 16-17     | 170567  | 5           | 2                | 170544                   | 24472   | 195016                 | 51543           | 112             | 0             | 1          |
| 18-24     | 577030  | 69          | 6                | 576961                   | 92631   | 669492                 | 118759          | 433             | 0             | 13         |
| 25-29     | 466101  | 50          | 21               | 465942                   | 154983  | 620925                 | 87595           | 479             | 1             | 15         |
| 30-34     | 552204  | 28          | 48               | 551972                   | 166959  | 718931                 | 106904          | 634             | 5             | 30         |
| 35-39     | 587595  | 52          | 76               | 587243                   | 166067  | 753310                 | 116199          | 724             | 13            | 39         |
| 40-44     | 713128  | 48          | 151              | 712476                   | 180845  | 893321                 | 130422          | 799             | 19            | 84         |
| 45-49     | 778086  | 44          | 298              | 776951                   | 105635  | 882586                 | 126795          | 971             | 38            | 105        |
| 50-54     | 603655  | 23          | 455              | 602068                   | 89015   | 691083                 | 81047           | 1029            | 67            | 167        |
| 55-59     | 581568  | 23          | 879              | 578874                   | 90859   | 669733                 | 63633           | 1321            | 141           | 251        |
| 60-64     | 527736  | 16          | 1668             | 523160                   | 102305  | 625465                 | 40469           | 1509            | 201           | 427        |
| 65-69     | 594362  | 21          | 3310             | 585657                   | 86761   | 672418                 | 29413           | 2374            | 370           | 727        |
| 70-74     | 572325  | 19          | 5541             | 557848                   | 63329   | 621177                 | 21452           | 2984            | 586           | 1160       |
| 75-79     | 418441  | 15          | 6670             | 401266                   | 15935   | 417201                 | 14150           | 3165            | 691           | 1231       |
| 80+       | 445102  | 9           | 15014            | 398765                   | 48761   | 447526                 | 14703           | 5983            | 1640          | 3304       |
| Total     | 8380424 | 459         | 34145            | 8282080                  | 2419697 | 10701777               | 1280605         | 23490           | 3774          | 7560       |
| Errors    | No age  | 9929        | No sex           |                          |         | 4815                   |                 |                 |               |            |

**Table S4. Descriptive statistics: vaccine distribution among different age groups until November 20, 2021.**

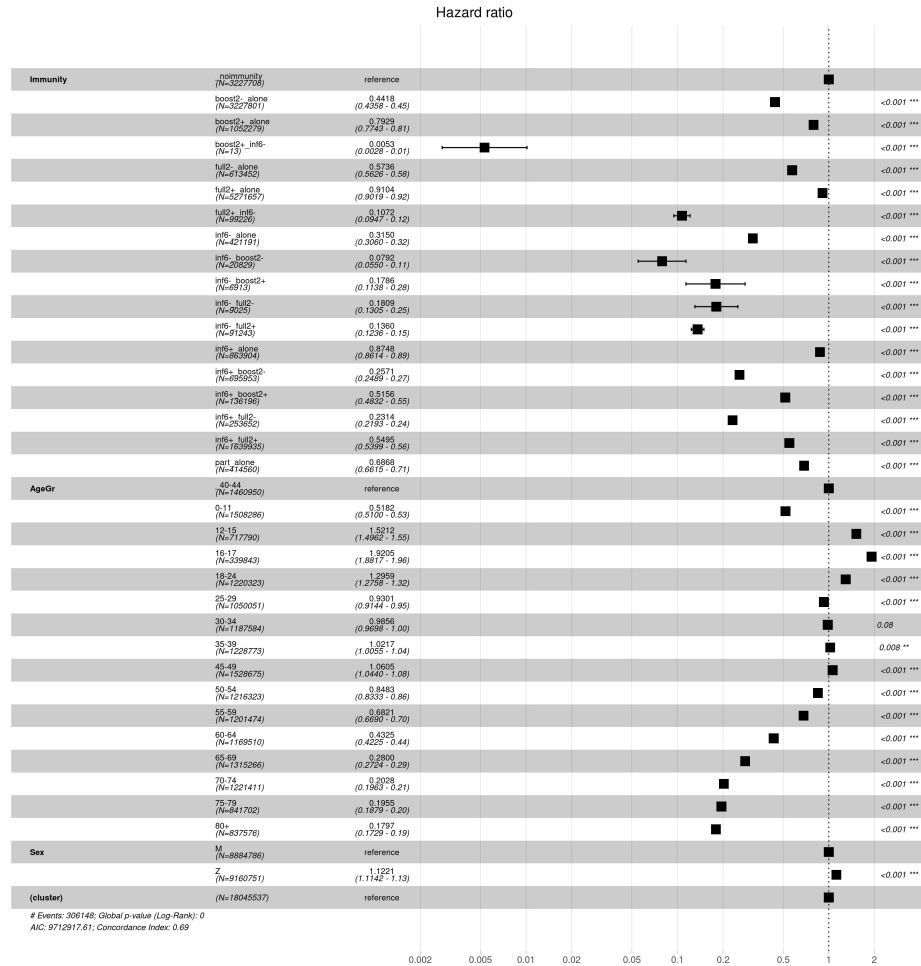
| Age group | Completed vaccination |          |           |         | Booster doses |          |           |         | Total   |
|-----------|-----------------------|----------|-----------|---------|---------------|----------|-----------|---------|---------|
|           | Comirnaty             | Spikevax | Vaxzevria | Janssen | Comirnaty     | Spikevax | Vaxzevria | Janssen |         |
| 0-11      | 38353                 | 55       | 3         | 11      | 175           | 2        | 0         | 0       | 177     |
| 12-15     | 195722                | 4167     | 2         | 2       | 16844         | 143      | 0         | 0       | 16987   |
| 16-17     | 120102                | 3052     | 33        | 341     | 18058         | 689      | 0         | 0       | 18747   |
| 18-24     | 394263                | 26110    | 2348      | 44131   | 105841        | 13953    | 2         | 12      | 119808  |
| 25-29     | 298948                | 25096    | 3547      | 36148   | 93385         | 15294    | 4         | 10      | 108693  |
| 30-34     | 364532                | 28912    | 4877      | 37250   | 131736        | 21530    | 3         | 10      | 153279  |
| 35-39     | 395946                | 31868    | 7156      | 37489   | 165876        | 25716    | 10        | 27      | 191629  |
| 40-44     | 503173                | 40455    | 12059     | 41404   | 249310        | 36474    | 17        | 33      | 285834  |
| 45-49     | 564756                | 44639    | 16643     | 43925   | 321021        | 44898    | 17        | 40      | 365976  |
| 50-54     | 440085                | 37823    | 17806     | 34186   | 274139        | 39573    | 19        | 41      | 313772  |
| 55-59     | 426529                | 37494    | 24522     | 31785   | 293838        | 41891    | 21        | 40      | 335790  |
| 60-64     | 388409                | 36335    | 33399     | 28237   | 307892        | 42194    | 23        | 47      | 350156  |
| 65-69     | 426983                | 45314    | 60188     | 27974   | 381356        | 54634    | 39        | 97      | 436126  |
| 70-74     | 359947                | 58087    | 100680    | 20549   | 379045        | 63896    | 59        | 128     | 443128  |
| 75-79     | 246125                | 46985    | 83302     | 12442   | 276509        | 48422    | 53        | 106     | 325090  |
| 80+       | 264910                | 40559    | 67123     | 9655    | 276295        | 42481    | 47        | 108     | 318931  |
| Total     | 5428783               | 506951   | 433688    | 405529  | 3291320       | 491790   | 314       | 699     | 3784123 |

# Protection provided by covid-19 vaccines and previous infection against the Omicron variant

Results of Statistical Estimation

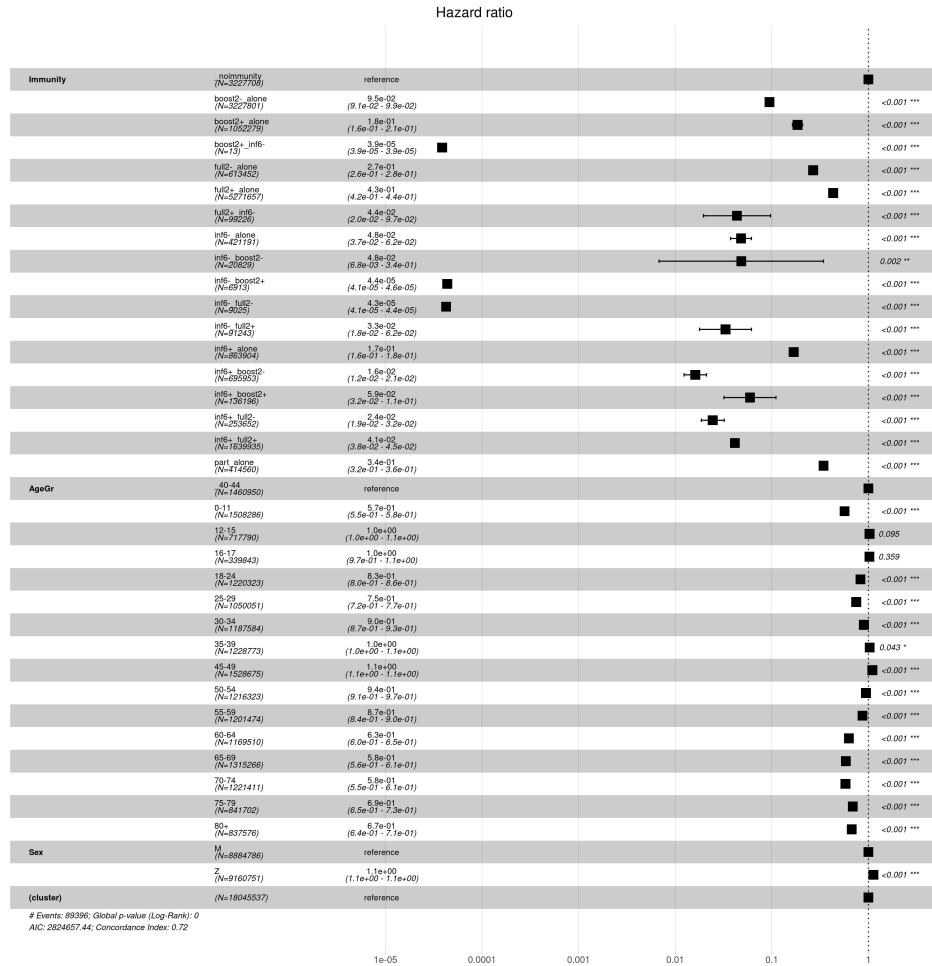
February 23, 2022

# 1 Infections – Omicron



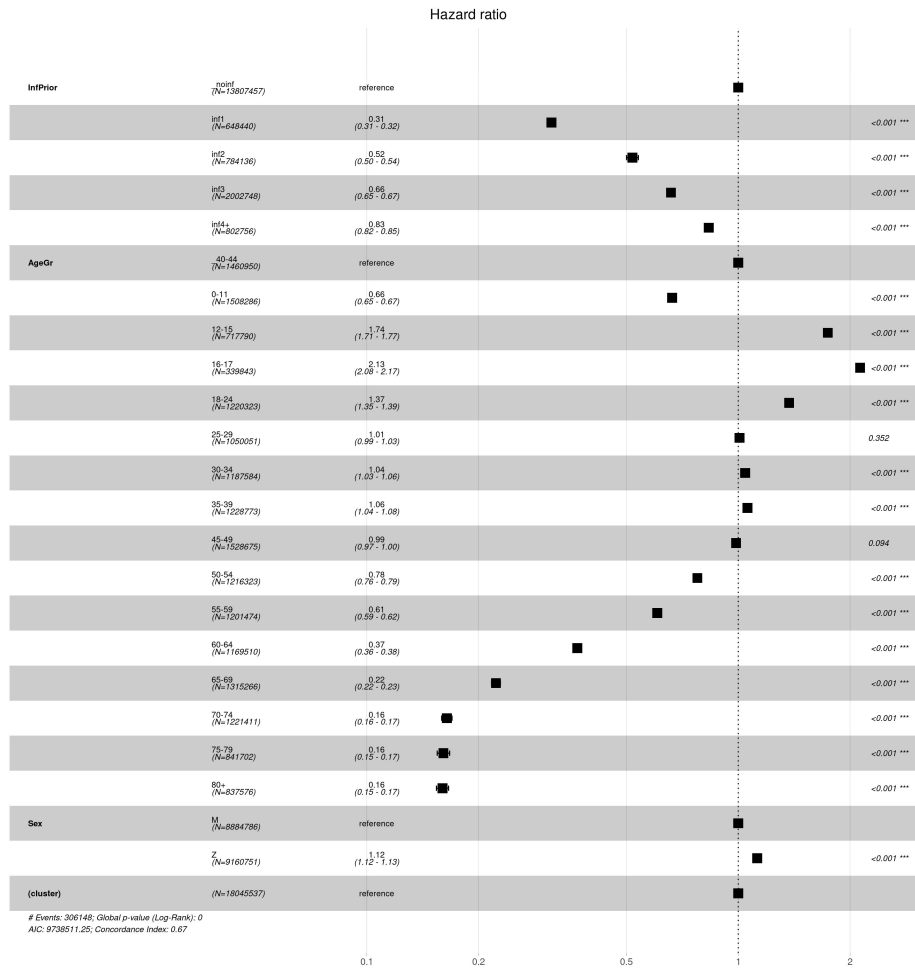
| Immunity      | entered | events |
|---------------|---------|--------|
| _noimmunity   | 799055  | 114191 |
| boost2_alone  | 783053  | 31773  |
| boost2+_alone | 5313    | 8814   |
| full2_alone   | 250234  | 11767  |
| full2+_alone  | 4004420 | 91261  |
| inf6_alone    | 25504   | 4882   |
| inf6+_alone   | 542432  | 19148  |
| part_alone    | 173116  | 2822   |
| inf6_boost2   | 187     | 29     |
| inf6_boost2+  | 4       | 19     |
| inf6_full2    | 737     | 36     |
| inf6_full2+   | 5669    | 420    |
| inf6+_boost2  | 87565   | 3927   |
| inf6+_boost2+ | 517     | 927    |
| inf6+_full2   | 86763   | 1363   |
| inf6+_full2+  | 825962  | 14516  |
| full2+_inf6   | 802     | 253    |
| boost2+_inf6  | 0       | 0      |
| other         | 0       | 0      |
| rare          | 0       | 0      |

## 2 Infections – Delta



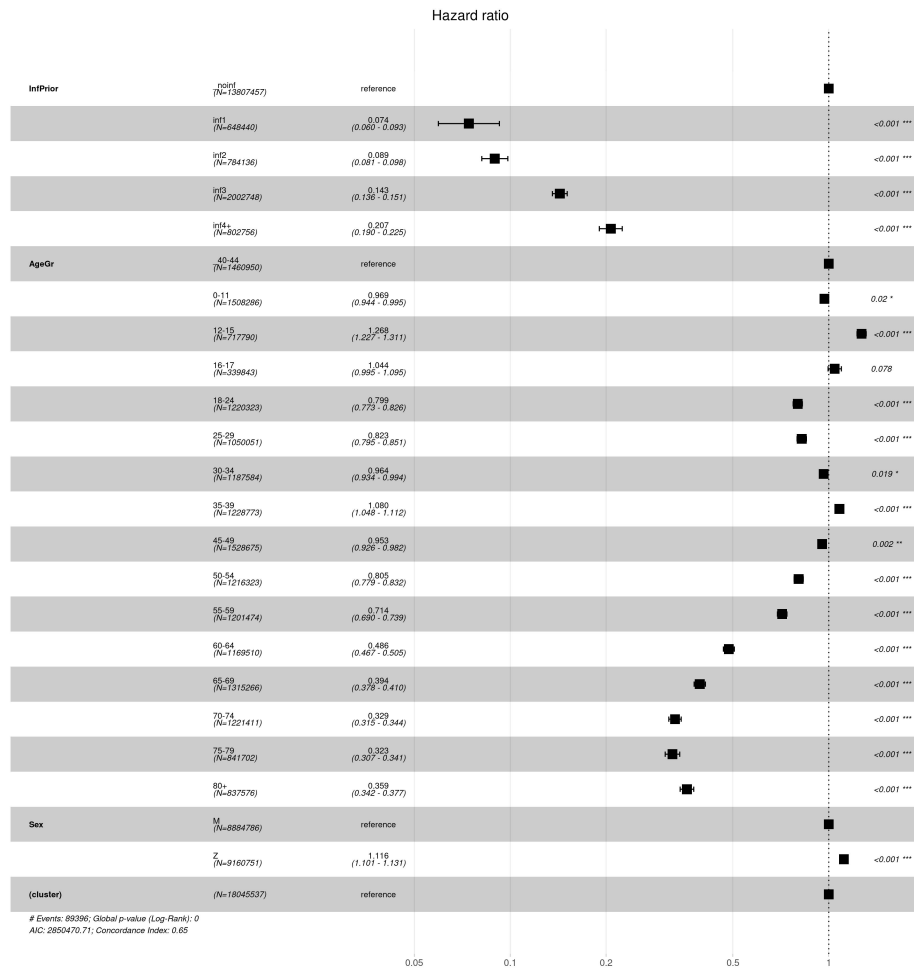
| Immunity        | entered | events |
|-----------------|---------|--------|
| _noimmunity     | 799055  | 53531  |
| boost2_ alone   | 783053  | 2211   |
| boost2+_ alone  | 5313    | 272    |
| full2_ alone    | 250234  | 1770   |
| full2+_ alone   | 4004420 | 28067  |
| inf6_ alone     | 25504   | 62     |
| inf6+_ alone    | 542432  | 1627   |
| part_ alone     | 173116  | 1098   |
| inf6_ boost2_   | 187     | 1      |
| inf6_ boost2+_  | 4       | 0      |
| inf6_ full2_    | 737     | 0      |
| inf6_ full2+_   | 5669    | 10     |
| inf6+_ boost2_  | 87565   | 54     |
| inf6+_ boost2+_ | 517     | 10     |
| inf6+_ full2_   | 86763   | 52     |
| inf6+_ full2+_  | 825962  | 625    |
| full2+_ inf6_   | 802     | 6      |
| boost2+_ inf6_  | 0       | 0      |
| other           | 0       | 0      |
| rare            | 0       | 0      |

### 3 Re-infections – Omicron



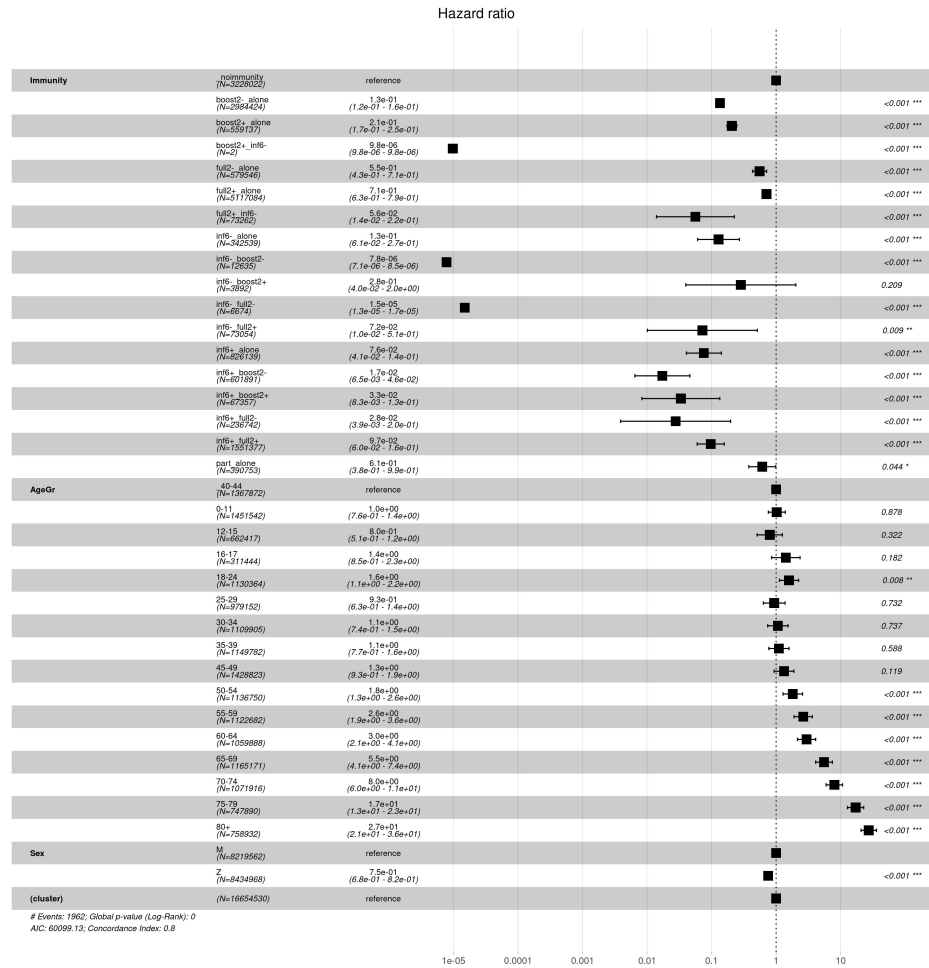
| Immunity      | entered | events |
|---------------|---------|--------|
| _noimmunity   | 799055  | 114191 |
| boost2-_alone | 783053  | 31773  |
| boost2+_alone | 5313    | 8814   |
| full2-_alone  | 250234  | 11767  |
| full2+_alone  | 4004420 | 91261  |
| inf6-_alone   | 25504   | 4882   |
| inf6+_alone   | 542432  | 19148  |
| part_alone    | 173116  | 2822   |
| inf6-_boost2- | 187     | 29     |
| inf6-_boost2+ | 4       | 19     |
| inf6-_full2-  | 737     | 36     |
| inf6-_full2+  | 5669    | 420    |
| inf6+_boost2- | 87565   | 3927   |
| inf6+_boost2+ | 517     | 927    |
| inf6+_full2-  | 86763   | 1363   |
| inf6+_full2+  | 825962  | 14516  |
| full2+_inf6-  | 802     | 253    |
| boost2+_inf6- | 0       | 0      |
| other         | 0       | 0      |
| rare          | 0       | 0      |

## 4 Re-infections – Delta



| Immunity      | entered | events |
|---------------|---------|--------|
| _noimmunity   | 799055  | 53531  |
| boost2-_alone | 783053  | 2211   |
| boost2+_alone | 5313    | 272    |
| full2-_alone  | 250234  | 1770   |
| full2+_alone  | 4004420 | 28067  |
| inf6-_alone   | 25504   | 62     |
| inf6+_alone   | 542432  | 1627   |
| part_alone    | 173116  | 1098   |
| inf6-_boost2- | 187     | 1      |
| inf6-_boost2+ | 4       | 0      |
| inf6-_full2-  | 737     | 0      |
| inf6-_full2+  | 5669    | 10     |
| inf6+_boost2- | 87565   | 54     |
| inf6+_boost2+ | 517     | 10     |
| inf6+_full2-  | 86763   | 52     |
| inf6+_full2+  | 825962  | 625    |
| full2+_inf6-  | 802     | 6      |
| boost2+_inf6- | 0       | 0      |
| other         | 0       | 0      |
| rare          | 0       | 0      |

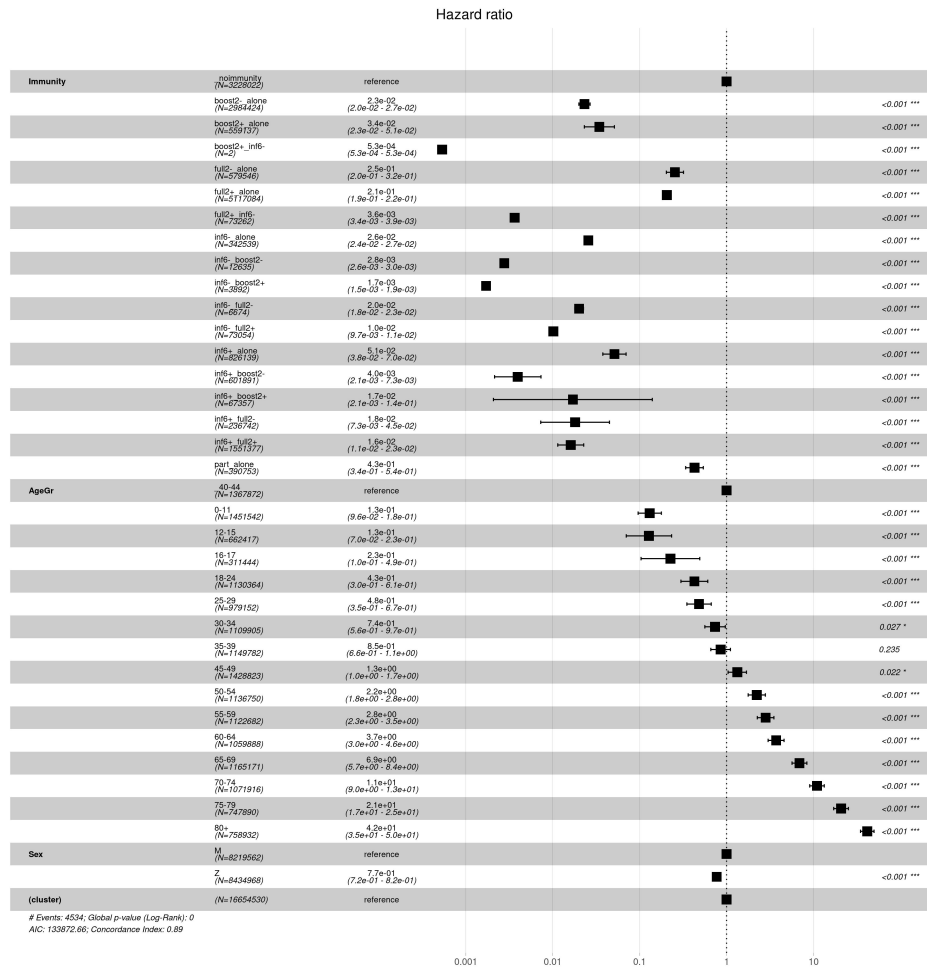
## 5 Hospitalizations – Omicron



| Immunity      | entered | events |
|---------------|---------|--------|
| _noimmunity   | 799369  | 833    |
| boost2-_alone | 783071  | 255    |
| boost2+_alone | 5313    | 175    |
| full2-_alone  | 250248  | 68     |
| full2+_alone  | 4004621 | 569    |
| inf6-_alone   | 25504   | 7      |
| inf6+_alone   | 542432  | 10     |
| part_alone    | 173127  | 17     |
| inf6-_boost2- | 187     | 0      |
| inf6-_boost2+ | 4       | 1      |
| inf6-_full2-  | 737     | 0      |
| inf6-_full2+  | 5556    | 1      |
| inf6+_boost2- | 87566   | 4      |
| inf6+_boost2+ | 517     | 2      |
| inf6+_full2-  | 86763   | 1      |
| inf6+_full2+  | 825964  | 17     |
| full2+_inf6-  | 915     | 2      |
| boost2+_inf6- | 0       | 0      |
| other         | 0       | 0      |
| rare          | 0       | 0      |

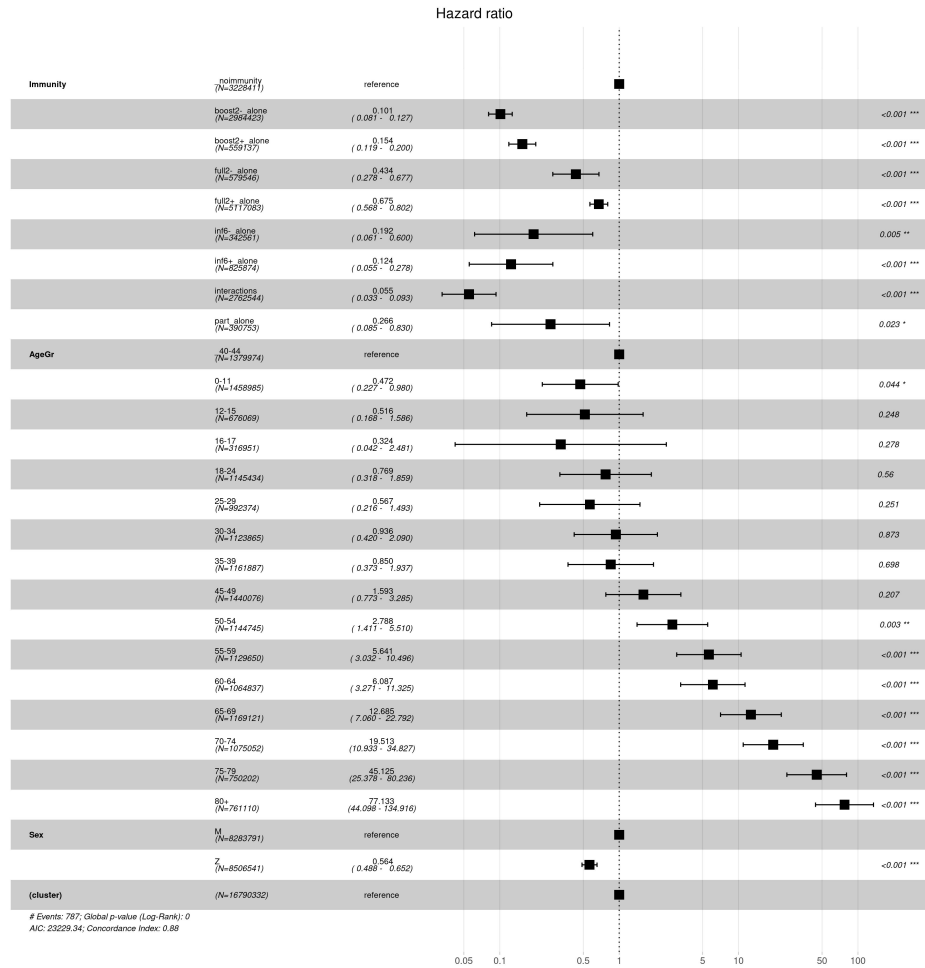


## 6 Hospitalizations – Delta



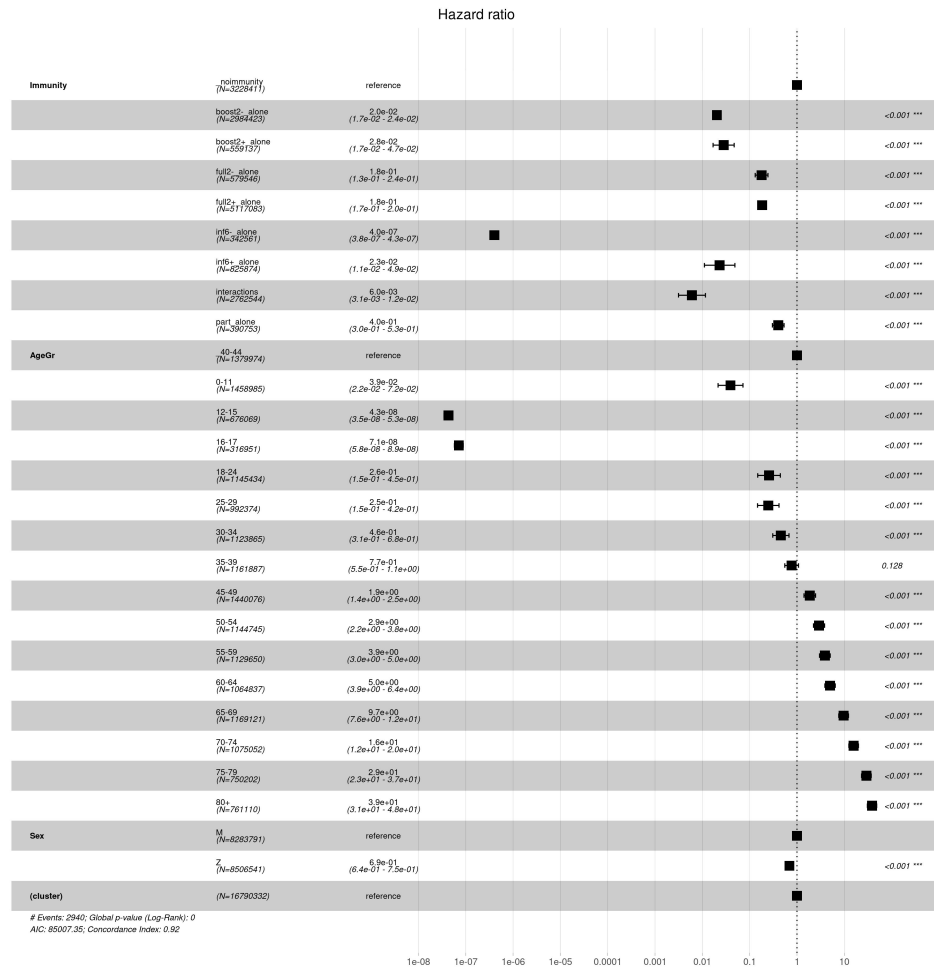
| Immunity       | entered | events |
|----------------|---------|--------|
| _noimmunity    | 799369  | 2806   |
| boost2- _alone | 783071  | 221    |
| boost2+ _alone | 5313    | 29     |
| full2- _alone  | 250248  | 91     |
| full2+ _alone  | 4004621 | 1280   |
| inf6- _alone   | 25504   | 0      |
| inf6+ _alone   | 542432  | 13     |
| part_alone     | 173127  | 83     |
| inf6- _boost2- | 187     | 0      |
| inf6- _boost2+ | 4       | 0      |
| inf6- _full2-  | 737     | 0      |
| inf6- _full2+  | 5556    | 0      |
| inf6+ _boost2- | 87566   | 1      |
| inf6+ _boost2+ | 517     | 1      |
| inf6+ _full2-  | 86763   | 1      |
| inf6+ _full2+  | 825964  | 8      |
| full2+ _inf6-  | 915     | 0      |
| boost2+ _inf6- | 0       | 0      |
| other          | 0       | 0      |
| rare           | 0       | 0      |

## 7 Oxygen therapy – Omicron



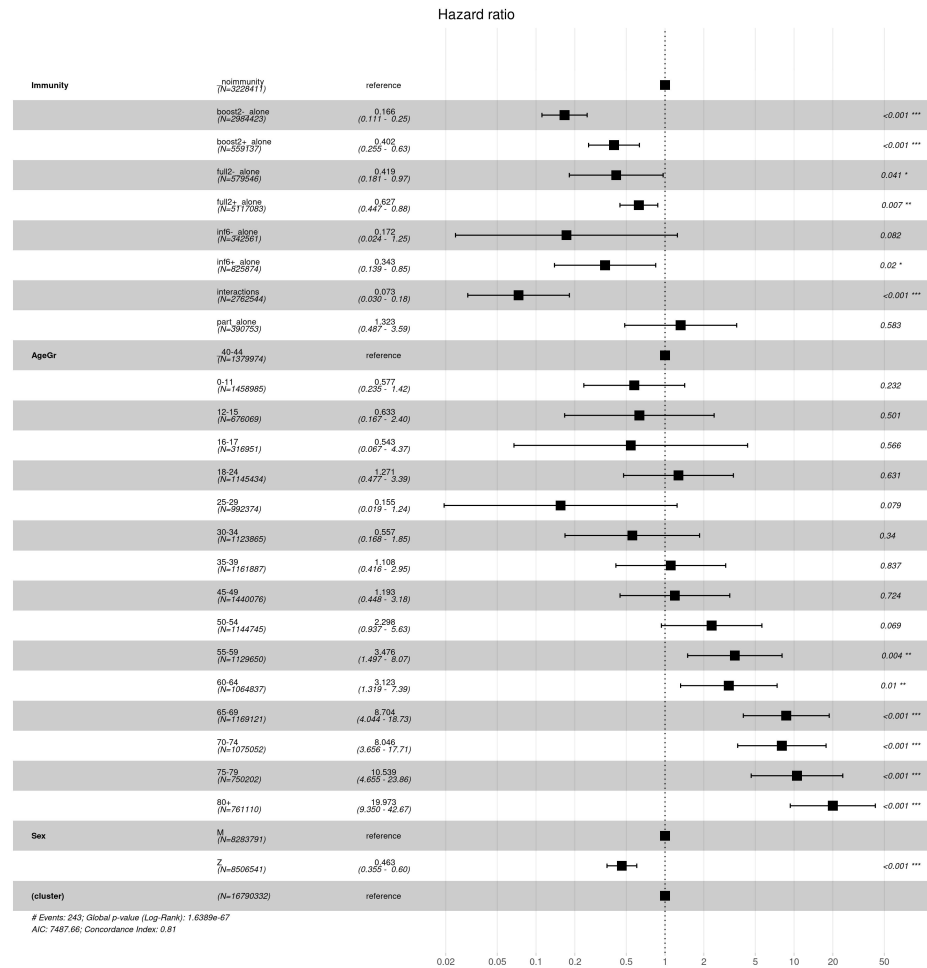
| Immunity       | entered | events |
|----------------|---------|--------|
| _noimmunity    | 799368  | 833    |
| boost2- _alone | 783071  | 255    |
| boost2+ _alone | 5313    | 175    |
| full2- _alone  | 250248  | 68     |
| full2+ _alone  | 4004620 | 569    |
| inf6- _alone   | 25507   | 15     |
| inf6+ _alone   | 542247  | 45     |
| part _alone    | 173127  | 17     |
| inf6- _boost2- | 0       | 0      |
| inf6- _boost2+ | 0       | 0      |
| inf6- _full2-  | 0       | 0      |
| inf6- _full2+  | 0       | 0      |
| inf6+ _boost2- | 0       | 0      |
| inf6+ _boost2+ | 0       | 0      |
| inf6+ _full2-  | 0       | 0      |
| inf6+ _full2+  | 0       | 0      |
| full2+ _inf6-  | 0       | 0      |
| boost2+ _inf6- | 0       | 0      |
| other          | 0       | 0      |
| interactions   | 1060778 | 71     |
| rare           | 0       | 0      |

## 8 Oxygen therapy – Delta



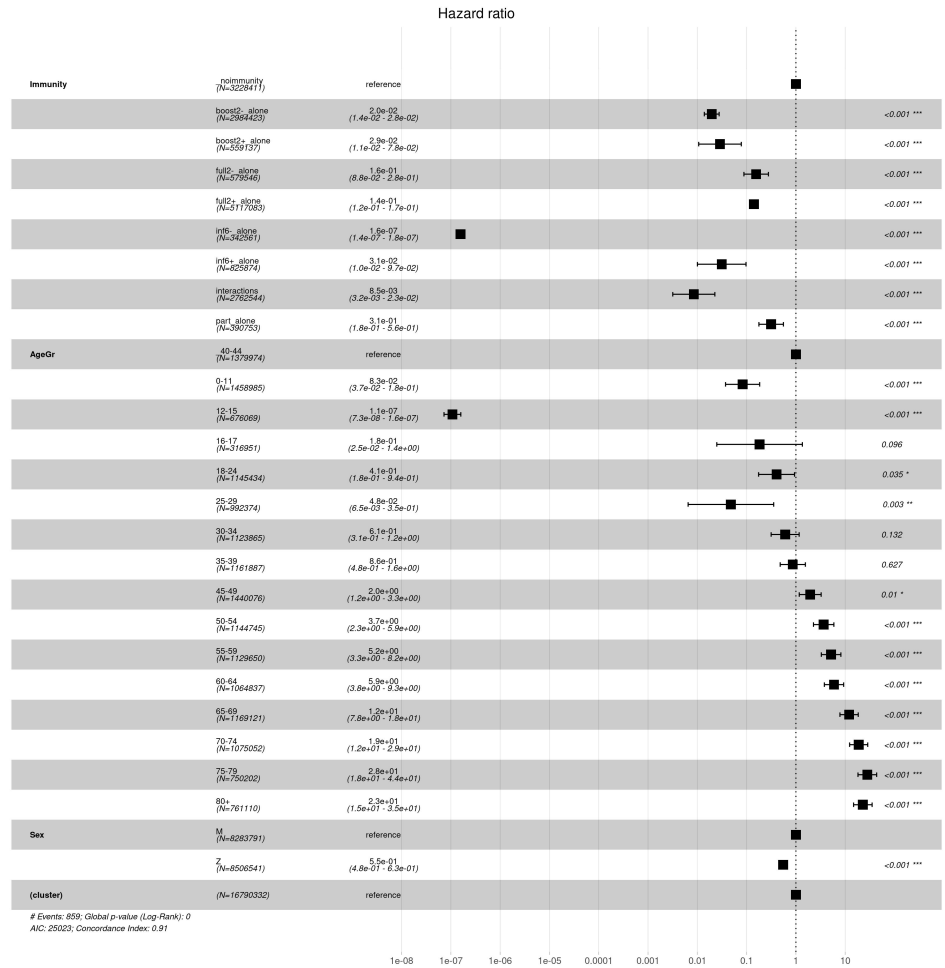
| Immunity      | entered | events |
|---------------|---------|--------|
| _noimmunity   | 799368  | 2805   |
| boost2-_alone | 783071  | 221    |
| boost2+_alone | 5313    | 29     |
| full2-_alone  | 250248  | 91     |
| full2+_alone  | 4004620 | 1280   |
| inf6-_alone   | 25507   | 0      |
| inf6+_alone   | 542247  | 26     |
| part_alone    | 173127  | 83     |
| inf6-_boost2- | 0       | 0      |
| inf6-_boost2+ | 0       | 0      |
| inf6-_full2-  | 0       | 0      |
| inf6-_full2+  | 0       | 0      |
| inf6+_boost2- | 0       | 0      |
| inf6+_boost2+ | 0       | 0      |
| inf6+_full2-  | 0       | 0      |
| inf6+_full2+  | 0       | 0      |
| full2+_inf6-  | 0       | 0      |
| boost2+_inf6- | 0       | 0      |
| other         | 0       | 0      |
| interactions  | 1060778 | 25     |
| rare          | 0       | 0      |

## 9 ICU therapy – Omicron



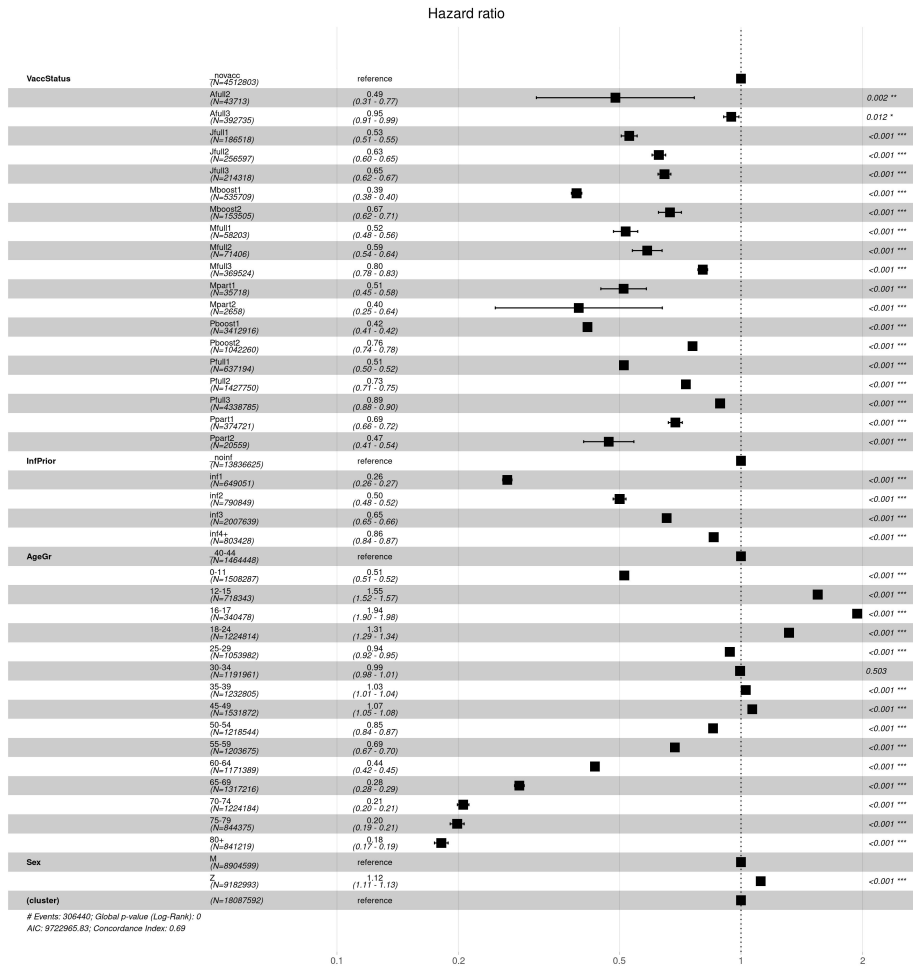
| Immunity      | entered | events |
|---------------|---------|--------|
| _noimmunity   | 799368  | 833    |
| boost2-_alone | 783071  | 255    |
| boost2+_alone | 5313    | 175    |
| full2-_alone  | 250248  | 68     |
| full2+_alone  | 4004620 | 569    |
| inf6-_alone   | 25507   | 15     |
| inf6+_alone   | 542247  | 45     |
| part_alone    | 173127  | 17     |
| inf6-_boost2- | 0       | 0      |
| inf6-_boost2+ | 0       | 0      |
| inf6-_full2-  | 0       | 0      |
| inf6+_boost2- | 0       | 0      |
| inf6+_boost2+ | 0       | 0      |
| inf6+_full2-  | 0       | 0      |
| inf6+_full2+  | 0       | 0      |
| full2+_inf6-  | 0       | 0      |
| boost2+_inf6- | 0       | 0      |
| other         | 0       | 0      |
| interactions  | 1060778 | 71     |
| rare          | 0       | 0      |

# 10 ICU therapy – Delta




| Immunity      | entered | events |
|---------------|---------|--------|
| _noimmunity   | 799368  | 2805   |
| boost2-_alone | 783071  | 221    |
| boost2+_alone | 5313    | 29     |
| full2-_alone  | 250248  | 91     |
| full2+_alone  | 4004620 | 1280   |
| inf6-_alone   | 25507   | 0      |
| inf6+_alone   | 542247  | 26     |
| part_alone    | 173127  | 83     |
| inf6-_boost2- | 0       | 0      |
| inf6-_boost2+ | 0       | 0      |
| inf6-_full2-  | 0       | 0      |
| inf6-_full2+  | 0       | 0      |
| inf6+_boost2- | 0       | 0      |
| inf6+_boost2+ | 0       | 0      |
| inf6+_full2-  | 0       | 0      |
| inf6+_full2+  | 0       | 0      |
| full2+_inf6-  | 0       | 0      |
| full2+_inf6+  | 0       | 0      |
| boost2+_inf6- | 0       | 0      |
| boost2+_inf6+ | 0       | 0      |
| other         | 0       | 0      |
| interactions  | 1060778 | 25     |
| rare          | 0       | 0      |

# 11 Infections by Vaccines - Omicron



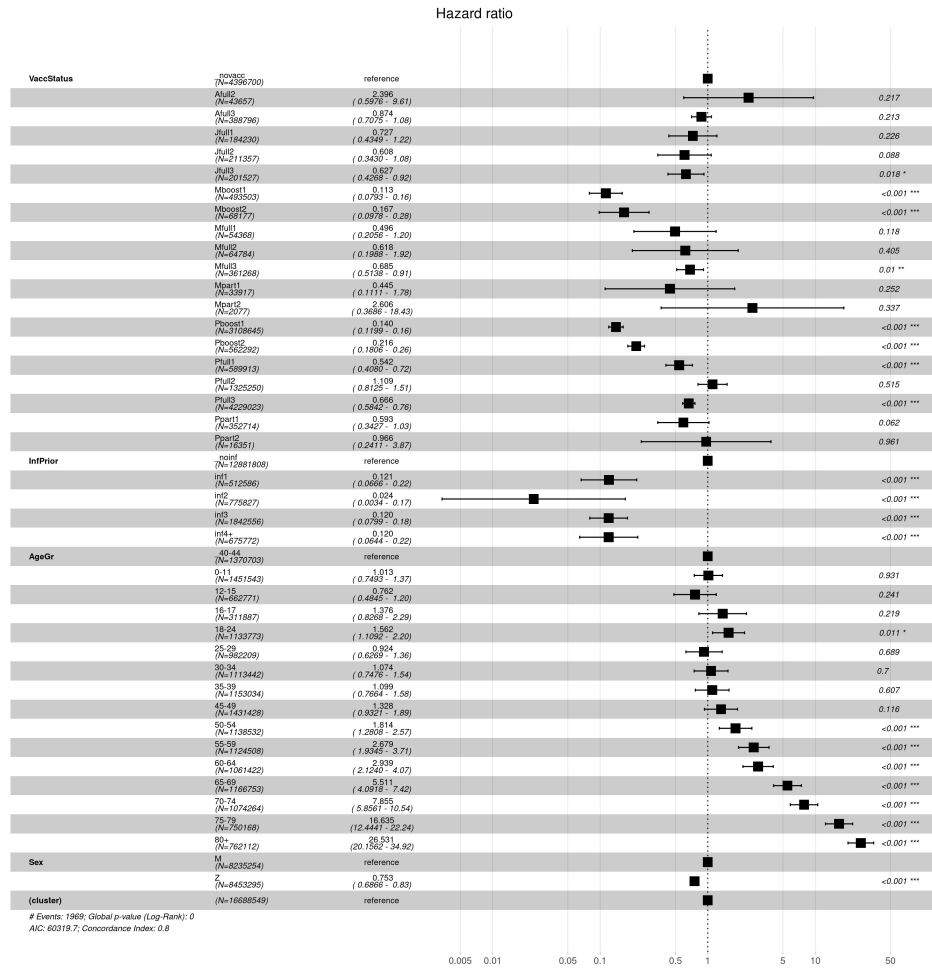
| Immunity      | entered | events |
|---------------|---------|--------|
| _noimmunity   | 799055  | 114191 |
| boost2-_alone | 783128  | 31776  |
| boost2+_alone | 5316    | 8816   |
| full2-_alone  | 252497  | 11825  |
| full2+_alone  | 4006108 | 91329  |
| inf6-_alone   | 25504   | 4882   |
| inf6+_alone   | 542432  | 19148  |
| part_alone    | 168995  | 2721   |
| inf6-_boost2- | 187     | 29     |
| inf6-_boost2+ | 4       | 19     |
| inf6-_full2-  | 927     | 40     |
| inf6-_full2+  | 5684    | 420    |
| inf6+_boost2- | 87700   | 3934   |
| inf6+_boost2+ | 519     | 928    |
| inf6+_full2-  | 87376   | 1374   |
| inf6+_full2+  | 829279  | 14550  |
| full2+_inf6-  | 802     | 253    |
| boost2+_inf6- | 0       | 0      |
| other         | 0       | 0      |
| rare          | 14273   | 205    |

## 12 Infections by Vaccines - Delta



| Category      | entered | events |
|---------------|---------|--------|
| Immunity      | 799055  | 53531  |
| _noimmunity   | 799055  | 53531  |
| boost2-_alone | 783128  | 2212   |
| boost2+_alone | 5316    | 272    |
| full2-_alone  | 252497  | 1776   |
| full2+_alone  | 4006108 | 28077  |
| inf6-_alone   | 25504   | 62     |
| inf6+_alone   | 542432  | 1627   |
| part_alone    | 168995  | 1068   |
| inf6-_boost2- | 187     | 1      |
| inf6-_boost2+ | 4       | 0      |
| inf6-_full2-  | 927     | 0      |
| inf6-_full2+  | 5684    | 10     |
| inf6+_boost2- | 87700   | 54     |
| inf6+_boost2+ | 519     | 10     |
| inf6+_full2-  | 87376   | 52     |
| inf6+_full2+  | 829279  | 627    |
| full2+_inf6-  | 802     | 6      |
| boost2+_inf6- | 0       | 0      |
| other         | 0       | 0      |
| rare          | 14273   | 87     |


# 13 Hospitalizations by Vaccines - Omicron



| Category      | entered | events |
|---------------|---------|--------|
| Immunity      | 799369  | 833    |
| _noimmunity   | 799369  | 833    |
| boost2-_alone | 783146  | 255    |
| boost2+_alone | 5316    | 175    |
| full2-_alone  | 252511  | 71     |
| full2+_alone  | 4006309 | 571    |
| inf6-_alone   | 25504   | 7      |
| inf6+_alone   | 542432  | 10     |
| part_alone    | 169005  | 15     |
| inf6-_boost2- | 187     | 0      |
| inf6-_boost2+ | 4       | 1      |
| inf6-_full2-  | 927     | 0      |
| inf6-_full2+  | 5571    | 1      |
| inf6+_boost2- | 87701   | 4      |
| inf6+_boost2+ | 519     | 2      |
| inf6+_full2-  | 87376   | 1      |
| inf6+_full2+  | 829281  | 18     |
| full2+_inf6-  | 915     | 2      |
| boost2+_inf6- | 0       | 0      |
| other         | 0       | 0      |
| rare          | 14275   | 3      |



# 14 Hospitalizations by Vaccines - Delta



| Immunity      | entered | events |
|---------------|---------|--------|
| _noimmunity   | 799369  | 2806   |
| boost2-_alone | 783146  | 221    |
| boost2+_alone | 5316    | 29     |
| full2-_alone  | 252511  | 93     |
| full2+_alone  | 4006309 | 1283   |
| inf6-_alone   | 25504   | 0      |
| inf6+_alone   | 542432  | 13     |
| part_alone    | 169005  | 83     |
| inf6-_boost2- | 187     | 0      |
| inf6-_boost2+ | 4       | 0      |
| inf6-_full2-  | 927     | 0      |
| inf6-_full2+  | 5571    | 0      |
| inf6+_boost2- | 87701   | 1      |
| inf6+_boost2+ | 519     | 1      |
| inf6+_full2-  | 87376   | 1      |
| inf6+_full2+  | 829281  | 8      |
| full2+_inf6-  | 915     | 0      |
| boost2+_inf6- | 0       | 0      |
| other         | 0       | 0      |
| rare          | 14275   | 3      |

## 15 Hospitalization given Infection

| Variable        |               | N      | Odds ratio           | p         |
|-----------------|---------------|--------|----------------------|-----------|
| <b>Variant</b>  | Delta         | 89061  | Reference            |           |
|                 | Omikron       | 223091 | 0.36 (0.34, 0.38)    | <0.001    |
| <b>Immunity</b> | _noimmunity   | 138077 | Reference            |           |
|                 | boost2-_alone | 22441  | 0.27 (0.24, 0.30)    | <0.001    |
|                 | boost2+_alone | 5286   | 0.46 (0.40, 0.53)    | <0.001    |
|                 | full2-_alone  | 10628  | 0.83 (0.70, 0.98)    | 0.029     |
|                 | full2+_alone  | 97378  | 0.43 (0.41, 0.46)    | <0.001    |
|                 | full2+_inf6-  | 317    | 0.27 (0.07, 0.76)    | 0.032     |
|                 | inf6-_alone   | 3369   | 0.29 (0.13, 0.55)    | <0.001    |
|                 | inf6+_alone   | 15873  | 0.10 (0.06, 0.14)    | <0.001    |
|                 | inf6+_boost2- | 2544   | 0.05 (0.02, 0.12)    | <0.001    |
|                 | inf6+_boost2+ | 540    | 0.11 (0.03, 0.28)    | <0.001    |
|                 | inf6+_full2-  | 1076   | 0.12 (0.02, 0.37)    | 0.003     |
|                 | inf6+_full2+  | 11396  | 0.15 (0.10, 0.21)    | <0.001    |
|                 | part2-_alone  | 3227   | 1.14 (0.91, 1.42)    | 0.250     |
|                 | <b>AgeGr</b>  | _40-64 | 107414               | Reference |
| 0-24            |               | 108547 | 0.21 (0.19, 0.23)    | <0.001    |
| 25-39           |               | 77090  | 0.39 (0.35, 0.43)    | <0.001    |
| 65+             |               | 19101  | 18.76 (17.61, 20.00) | <0.001    |
| <b>Sex</b>      | M             | 150698 | Reference            |           |
|                 | Z             | 161454 | 0.81 (0.77, 0.85)    | <0.001    |

0.020.050.10.2 0.5 1 2 5 10

## 16 Oxygen given Infection

| Variable        |               | N      | Odds ratio           | p         |
|-----------------|---------------|--------|----------------------|-----------|
| <b>Variant</b>  | Delta         | 89038  | Reference            |           |
|                 | Omikron       | 223041 | 0.24 (0.22, 0.26)    | <0.001    |
| <b>Immunity</b> | _noimmunity   | 138077 | Reference            |           |
|                 | boost2-_alone | 22441  | 0.21 (0.19, 0.25)    | <0.001    |
|                 | boost2+_alone | 5286   | 0.37 (0.29, 0.45)    | <0.001    |
|                 | full2-_alone  | 10628  | 0.54 (0.41, 0.70)    | <0.001    |
|                 | full2+_alone  | 97378  | 0.35 (0.32, 0.38)    | <0.001    |
|                 | full2+_inf6-  | 314    | 0.00 (0.00, 0.00)    | 1.0       |
|                 | inf6-_alone   | 3361   | 0.00 (0.00, 0.00)    | 1.0       |
|                 | inf6+_alone   | 15850  | 0.01 (0.00, 0.04)    | <0.001    |
|                 | inf6+_boost2- | 2539   | 0.00 (0.00, 0.00)    | 1.0       |
|                 | inf6+_boost2+ | 537    | 0.00 (0.00, 0.00)    | 1.0       |
|                 | inf6+_full2-  | 1074   | 0.00 (0.00, 0.00)    | 1.0       |
|                 | inf6+_full2+  | 11367  | 0.00 (0.00, 0.00)    | 0.9       |
|                 | part2-_alone  | 3227   | 0.78 (0.57, 1.06)    | 0.1       |
|                 | <b>AgeGr</b>  | _40-64 | 107391               | Reference |
| 0-24            |               | 108545 | 0.04 (0.03, 0.06)    | <0.001    |
| 25-39           |               | 77082  | 0.20 (0.17, 0.24)    | <0.001    |
| 65+             |               | 19061  | 18.44 (17.01, 20.02) | <0.001    |
| <b>Sex</b>      | M             | 150658 | Reference            |           |
|                 | Z             | 161421 | 0.72 (0.67, 0.77)    | <0.001    |

1e-2861e-2291e-1721e-1151e-58 0.1

## 17 ICU given Infection

| Variable        |               | N      | Odds ratio | p                          |
|-----------------|---------------|--------|------------|----------------------------|
| <b>Variant</b>  | Delta         | 89061  | ■          | Reference                  |
|                 | Omikron       | 223091 | ■          | 0.24 (0.21, 0.28) <0.001   |
| <b>Immunity</b> | _noimmunity   | 138077 | ■          | Reference                  |
|                 | boost2-_alone | 22441  | ■          | 0.30 (0.23, 0.38) <0.001   |
|                 | boost2+_alone | 5286   | ■          | 0.65 (0.46, 0.90) 0.012    |
|                 | full2-_alone  | 10628  | ■          | 0.43 (0.25, 0.70) 0.001    |
|                 | full2+_alone  | 97378  | ■          | 0.33 (0.28, 0.38) <0.001   |
|                 | full2+_inf6-  | 317    | ■          | 0.00 (0.00, 0.00) 0.979    |
|                 | inf6-_alone   | 3369   | ■          | 0.32 (0.02, 1.45) 0.262    |
|                 | inf6+_alone   | 15873  | ■          | 0.15 (0.05, 0.32) <0.001   |
|                 | inf6+_boost2- | 2544   | ■          | 0.00 (0.00, 0.00) 0.943    |
|                 | inf6+_boost2+ | 540    | ■          | 0.00 (0.00, 0.00) 0.973    |
|                 | inf6+_full2-  | 1076   | ■          | 0.00 (0.00, 0.00) 0.965    |
|                 | inf6+_full2+  | 11396  | ■          | 0.04 (0.00, 0.16) <0.001   |
|                 | part2-_alone  | 3227   | ■          | 0.78 (0.44, 1.28) 0.359    |
|                 | <b>AgeGr</b>  | _40-64 | 107414     | ■                          |
| 0-24            |               | 108547 | ■          | 0.09 (0.06, 0.12) <0.001   |
| 25-39           |               | 77090  | ■          | 0.19 (0.14, 0.26) <0.001   |
| 65+             |               | 19101  | ■          | 10.24 (8.94, 11.76) <0.001 |
| <b>Sex</b>      | M             | 150698 | ■          | Reference                  |
|                 | Z             | 161454 | ■          | 0.55 (0.48, 0.62) <0.001   |

1e-2211e-1771e-1331e-89 1e-45 0.1

## 18 Oxagen given Hospitalization

| Variable        |               | N      | Odds ratio                   | p         |
|-----------------|---------------|--------|------------------------------|-----------|
| <b>Variants</b> | Delta         | 4521   | Reference                    |           |
|                 | Omikron       | 2235   | 0.44 (0.39, 0.50)            | <0.001    |
| <b>Immunity</b> | _noimmunity   | 3788   | Reference                    |           |
|                 | boost2-_alone | 516    | 0.47 (0.38, 0.57)            | <0.001    |
|                 | boost2+_alone | 246    | 0.45 (0.34, 0.60)            | <0.001    |
|                 | full2-_alone  | 175    | 0.39 (0.28, 0.55)            | <0.001    |
|                 | full2+_alone  | 1920   | 0.56 (0.50, 0.63)            | <0.001    |
|                 | inf6+_alone   | 1      | 147714.80 (0.00, NA)         | 0.952     |
|                 | inf6+_full2+  | 1      | 0.00 (NA, 10308582286697.01) | 0.959     |
|                 | part2-_alone  | 109    | 0.54 (0.36, 0.82)            | 0.003     |
|                 | <b>AgeGr</b>  | _40-64 | 1568                         | Reference |
| 0-24            |               | 445    | 0.12 (0.09, 0.16)            | <0.001    |
| 25-39           |               | 484    | 0.32 (0.25, 0.40)            | <0.001    |
| 65+             |               | 4259   | 1.64 (1.45, 1.86)            | <0.001    |
| <b>Sex</b>      |               | M      | 3330                         | Reference |
|                 | Z             | 3426   | 0.79 (0.71, 0.88)            | <0.001    |

1e-12 1e-07 0.01 1000 1e+08 1e+13

## 19 ICU given Hospitalization

| Variable        |               | N      | Odds ratio                          | p                 |        |
|-----------------|---------------|--------|-------------------------------------|-------------------|--------|
| <b>Variant</b>  | Delta         | 4544   | Reference                           |                   |        |
|                 | Omikron       | 2285   | 0.62 (0.53, 0.73)                   | <0.001            |        |
| <b>Immunity</b> | _noimmunity   | 3788   | Reference                           |                   |        |
|                 | boost2-_alone | 516    | 0.82 (0.63, 1.07)                   | 0.149             |        |
|                 | boost2+_alone | 246    | 1.09 (0.75, 1.56)                   | 0.649             |        |
|                 | full2-_alone  | 175    | 0.43 (0.24, 0.71)                   | 0.002             |        |
|                 | full2+_alone  | 1920   | 0.64 (0.54, 0.74)                   | <0.001            |        |
|                 | full2+_inf6-  | 3      | 0.00 (NA, 2243344685955.21)         | 0.970             |        |
|                 | inf6-_alone   | 8      | 0.80 (0.04, 4.61)                   | 0.838             |        |
|                 | inf6+_alone   | 24     | 1.13 (0.37, 2.86)                   | 0.812             |        |
|                 | inf6+_boost2- | 5      | 0.00 (NA, 313632.44)                | 0.960             |        |
|                 | inf6+_boost2+ | 3      | 0.00 (NA, 1091790144331.05)         | 0.969             |        |
|                 | inf6+_full2-  | 2      | 0.00 (NA, 211411878393342885888.00) | 0.975             |        |
|                 | inf6+_full2+  | 30     | 0.18 (0.01, 0.86)                   | 0.095             |        |
|                 | part2-_alone  | 109    | 0.69 (0.38, 1.17)                   | 0.194             |        |
|                 | <b>AgeGr</b>  | _40-64 | 1591                                | Reference         |        |
|                 |               | 0-24   | 447                                 | 0.42 (0.29, 0.59) | <0.001 |
| 25-39           |               | 492    | 0.46 (0.33, 0.64)                   | <0.001            |        |
| 65+             |               | 4299   | 0.82 (0.71, 0.95)                   | 0.010             |        |
| <b>Sex</b>      | M             | 3370   | Reference                           |                   |        |
|                 | Z             | 3459   | 0.63 (0.55, 0.72)                   | <0.001            |        |

0.1 1000e+07e+11e+15e+19