

1 **Cost and availability of drugs and treatment regimens and availability of drug**
2 **resistance testing for tuberculosis in Europe**

3

4 Authors:

5 *Gunar Günther MD^{1,2}, Lorenzo Guglielmetti MD^{3,4}, Claude Leu MD¹, Christoph Lange*

6 *MD^{5,6,7,8}, Frank van Leth PhD⁹ for TBnet**

7

8 Affiliations:

9 ¹ *Department of Pulmonary Medicine and Allergology, Inselspital, Bern University Hospital,*
10 *University of Bern, Switzerland*

11 ² *Department of Medical Sciences, School of Medicine, University of Namibia, Windhoek,*
12 *Namibia*

13 ³ *Sorbonne Université, INSERM, U1135, Centre d'Immunologie et des Maladies Infectieuses,*
14 *Cimi-Paris, équipe 2, Paris, France*

15 ⁴ *APHP, Groupe Hospitalier Universitaire Sorbonne Université, Hôpital Pitié-Salpêtrière,*
16 *Centre National de Référence des Mycobactéries et de la Résistance des Mycobactéries aux*
17 *Antituberculeux, Paris, France.*

18 ⁵ *Division of Clinical Infectious Diseases, Research Center Borstel, Borstel, Germany.*

19 ⁶ *German Center for Infection Research (DZIF), Partner Site Hamburg-Lübeck-Borstel-Riems,*
20 *Borstel, Germany.*

21 ⁷ *Respiratory Medicine and International Health, University of Lübeck, Lübeck, Germany*

22 ⁸ *Baylor College of Medicine and Texas Children's Hospital, Global TB Program, Houston, TX,*
23 *USA*

24 ⁹ *Department of Health Sciences, VU University, Amsterdam, The Netherlands; Amsterdam*
25 *Public Health research institute, Amsterdam, The Netherlands*

26 **Contributors of TBnet participating in this study are listed in the acknowledgements*

27

28

29 Corresponding author:

30 Gunar Günther MD, Department of Pulmonary Medicine and Allergology, Inselspital, Bern

31 University Hospital, University of Bern, Freiburgstrasse 15, 3010 Bern, Switzerland

32 Email: gunar.guenther@insel.ch; phone: 0041 31 6321900

33

34 Word count total: 3269

35 Word count abstract: 200

36

37 **Research in context:**

38

39 **Evidence before this study**

40 Availability and access to anti-tuberculous treatment are essential for optimal treatment
41 outcomes. Newly developed drugs like bedaquiline have demonstrated an enormous
42 potential to improve outcomes, in particular for the treatment of drug-resistant
43 tuberculosis. However, data on availability and cost of tuberculosis drugs and regimens are
44 scarce. We searched PubMed for original research that reported the cost of anti-tuberculosis
45 drugs and regimens across multiple countries in the WHO European region since Jan 1, 2012.
46 The Pubmed search ((cost[MeSH Major Topic]) AND (tuberculosis[MeSH Major Topic]) AND
47 [(treatment[MeSH Major Topic]) OR (drug[MeSH Major Topic])] AND ("2012/01/01"[Date -
48 Entry] : "3000"[Date - Entry])) did not reveal any comprehensive data on cost of anti-
49 tuberculosis drugs since the introduction of new (bedaquiline, delamanid, pretomanid) and
50 re-purposed drugs in the WHO European region. Recent information on availability of
51 *Mycobacterium tuberculosis* drug susceptibility testing is limited to a single, laboratory-
52 based survey.

53

54 **Added value of this study**

55 Building on a previous study, performed by the Tuberculosis Network European Trialsgroup
56 (TBnet) in 2013, the current study documents a) the concerning lack of diagnostic capacity of
57 drug susceptibility testing for new and repurposed anti-tuberculosis drugs; b) the lack of
58 availability of adequate regimens for the treatment of multidrug-resistant and (pre-)
59 extensively drug-resistant tuberculosis, in particular in middle income countries; and c) the
60 enormous cost of regimens for the treatment of drug-resistant tuberculosis, in particular in
61 high-income countries.

62

63 **Implications of all the available evidence**

64 The lack of availability of drug-resistance testing in the presence of new and re-purposed
65 drugs bears the high risk of undetected amplification of *M tuberculosis* drug resistance. In
66 addition, it implies that identification of patients with extensively drug-resistant tuberculosis
67 is currently not possible in many countries in the WHO European region. The cost of drugs
68 and regimens for drug-resistant tuberculosis treatment are very high compared to those for

69 drug-susceptible tuberculosis and highly variable across different countries. Access to
70 adequate treatment regimens for (pre-) extensively drug-resistant tuberculosis is
71 suboptimal.

72 Rapid upscaling of comprehensive *M tuberculosis* drug resistance testing and provision of
73 novel anti-tuberculosis drugs are urgently required to provide patients affected by drug-
74 resistant tuberculosis with adequate treatment regimens and prevent the emergence of
75 additional drug resistance in *M tuberculosis* naturally occurring under insufficient
76 treatments.

77

78 **Abstract**

79 *Background:* Access to comprehensive diagnostics and novel anti-tuberculosis medicines is
80 crucial to improve tuberculosis control at times of emerging *Mycobacterium tuberculosis*
81 drug resistance.

82 *Methods:* We investigated access to genotypic and phenotypic *M tuberculosis* drug
83 susceptibility testing (DST), availability of anti-tuberculosis drugs and calculated cost of drugs
84 and treatment regimens at major tuberculosis treatment centers in countries of the World
85 Health Organization (WHO) European region. Results are stratified by middle and high-
86 income countries.

87 *Results:* Overall, 43 treatment centers in 43 countries participated in the study. Phenotypic
88 DST was available for WHO group A drugs levofloxacin/moxifloxacin, bedaquiline and
89 linezolid, in 75%/82%, 48%, and 72% of countries, respectively. Overall, 84% and 56% of
90 countries had access to bedaquiline and delamanid, while only 14% had access to
91 rifapentine. Median cost of regimens for drug-susceptible tuberculosis, multidrug-resistant
92 tuberculosis (shorter regimen, including bedaquiline for six months) and pre-extensively
93 drug-resistant tuberculosis (including delamanid) were €44, €764 and €7 094 in middle
94 income countries (n=12), and €280, €29 765, €207 035 in high income countries (n=29).

95 *Conclusion:* Tuberculosis control in Europe is limited by widespread lack of DST capacity to
96 new and re-purposed drugs, lack of access to essential medications and high treatment cost
97 for drug-resistant tuberculosis.

98

99

100

101 ***Introduction***

102 Diagnostic improvements and availability of novel anti-tuberculosis medicines have brought
103 substantial change to the management of patients affected by drug-resistant tuberculosis.^{1,2}

104 Molecular drug susceptibility testing (DST) based on nucleic acid amplification technologies
105 entered clinical routine in many countries.³ New anti-tuberculosis drugs (i.e. bedaquiline,
106 delamanid and pretomanid) were approved for drug-resistant tuberculosis treatment along
107 with fundamental changes in treatment guidelines and regimens.⁴ Although with relevant
108 delays, phenotypic DST for new and re-purposed drugs (i.e. linezolid, clofazimine) are being
109 developed.³ Such innovations can improve tuberculosis control if they are accessible for
110 patients and programs. Improving access by ensuring affordable pricing of drugs is a crucial
111 issue for all new anti-tuberculosis drugs, and a major topic of political debate and advocacy.⁵

112

113 Following a recent revision of the hierarchy of anti-tuberculosis drugs for the treatment of
114 patients with drug-resistant tuberculosis by the World Health Organization (WHO) in 2020,⁶
115 little is known about the availability of drugs and DST for new and re-purposed anti-
116 tuberculosis drugs. The same holds true for cost of these drugs and treatment regimens.^{7,8}

117 The Tuberculosis Network European Trialsgroup (TBnet), an European-based network
118 promoting TB research and training,⁹ first evaluated the availability and cost of anti-
119 tuberculosis drugs and regimens among 37 European countries in 2013,¹⁰ at a time when
120 bedaquiline, delamanid and pretomanid were not yet available. In order to provide an
121 updated account on the availability of anti-tuberculosis DST and the costs and availability of
122 anti-tuberculosis drugs and regimen, we performed a new survey among major treatment
123 centres and through TBnet referent physicians in the countries of the WHO European region.

124

125 **Methods**

126 *Data collection*

127 Data on tuberculosis drug availability, cost, and availability of DST for all anti-tuberculosis
128 drugs were surveyed administering a standardized questionnaire to TBnet representatives
129 with experience in the management of drug-resistant tuberculosis at referral treatment
130 centres in countries of the WHO European region. If no TBnet representatives were available
131 in a country, we searched Pubmed for major publications on drug-resistant tuberculosis and
132 approached respective authors from target countries. Data collection for cost and DST
133 availability was performed from June to December 2020 and updated in October 2021. The
134 list of the drugs in the survey was developed with reference to those available via the global
135 drug facility.¹¹

136

137 *Data analysis*

138 Drug cost calculations were based on available formulations and cost for one unit (tablet or
139 vial) of the drug. We determined the number of units required to provide adequate daily
140 treatment for patients with 70 kg of body weight, according to WHO-recommended drug
141 doses.⁴ When available, fixed dose combinations (FDC) were included in the calculation of
142 the regimen cost and the least-expensive regimen option was reported. Daily treatment cost
143 for drugs given on a non-daily basis, like bedaquiline, were based on weekly cost divided by
144 seven. Cost data were collected in local currency. If data were given in US dollars (USD), the
145 exchange rate as of 01.07.2020 was used to convert in local currency. Costs are reported in
146 Euro (€) when there is no direct between-country comparison. For direct between-country
147 comparisons, drug cost were converted in international dollars (ID\$) using the purchasing
148 power parity conversion factor from the international comparison program 2017.¹²
149 Stratification according to income followed the World Bank classification, where upper and
150 lower middle income countries are combined as middle income countries (figure S1).¹³ Costs
151 of regimens and drugs are presented as median with minimum and maximum values, if not
152 otherwise stated.

153

154 We selected regimens for drug-susceptible tuberculosis (DS-TB), multidrug-
155 resistant/rifampicin-resistant tuberculosis (MDR/RR-TB), pre-extensively drug-resistant
156 tuberculosis (pre-XDR TB), and extensively drug-resistant tuberculosis (XDR-TB) based on

157 latest guidelines from WHO^{4,14}, and American Thoracic Society/Centers for Disease
158 Control/European Respiratory Society/Infectious Diseases Society of America
159 (ATS/CDC/ERS/IDSA)¹⁵; regimen compositions are shown in table S1. DS-TB was defined as
160 susceptible to all first-line TB drugs. MDR/RR-TB, pre-XDR TB, and XDR-TB were defined
161 according to WHO 2020 definitions.¹⁶ We hereby present results for eight priority regimens
162 (table 1). Results for additional regimens are available in the supplement (table S2). We did
163 not present cost for a standardized regimen containing bedaquiline, linezolid and
164 pretomanid (BPaL)¹⁷, as the regimen is currently only recommended by WHO in the context
165 of operational research. DST availability was evaluated for the same list of drugs as cost data
166 and stratified by phenotypic and genotypic testing. In the questionnaire, clinicians were not
167 asked to specify whether DST was performed locally at the tuberculosis treatment centre.

168

169 *Ethics*

170 Ethical clearance was granted by the Institutional Review Board of Bligny Hospital, France
171 (January 15th, 2020; CRE 2020 01). As no patient data were collected, ethical board review
172 was not applicable at any of the participating centres.

173 **Results**

174 *Survey response*

175 The WHO European region has 53 countries (not including Kosovo). We excluded Central
176 Asian countries and small city countries (in total, n=8) from the survey and therefore did not
177 contact representatives from Andorra, Kazakhstan, Kyrgyzstan, Monaco, San Marino,
178 Tajikistan, Turkmenistan, and Uzbekistan. Overall, data on drug availability were obtained
179 and analysed from 43, data on drug cost from 41, and data on DST availability from 40
180 countries. We were unable to obtain responses on drug cost, availability, and DST availability
181 from Azerbaijan, Bosnia and Herzegovina, and Montenegro. Drug cost data were not
182 available from Malta and Israel. DST data were not available from Malta, Kosovo and
183 Iceland.

184

185 *Availability of DST*

186 Phenotypic DST testing was generally more widely available than genotypic testing. While
187 phenotypic DST for all first-line drugs was available in 38/40 (95%) countries, genotypic DST
188 was available for rifampicin in 40/40 (100%) and for isoniazid in 38/40 (95%) countries, but
189 only in 21/40 (53%) for ethambutol and in 12/40 (30%) for pyrazinamide. For WHO Group A
190 drugs, the frequency of countries with availability of phenotypic and/or genotypic DST was
191 as follows: 30/40 (75%) and 29/40 (73%) for levofloxacin, 33/40 (82%) and 32/40 (80%) for
192 moxifloxacin, 19/40 (48%) and 10/40 (25%) for bedaquiline, 29/40 (72%) and 11/40 (28%)
193 for linezolid, respectively (figure 1). For Group B drugs, the frequency of countries with
194 availability of phenotypic and/or genotypic DST was 25/40 (63%) and 11/40 (28%) for
195 clofazimine, and 23/40 (58%) and 8/40 (20%) for cycloserine/terizidone, respectively. Among
196 Group C drugs, phenotypic and/or genotypic DST testing was only available in 6/40 (15%)
197 and 1/40 (2.5%) countries for carbapenems (meropenem and imipenem), and in 17/40 (42%)
198 and 10/40 (25%) for delamanid, respectively. Phenotypic DST for rifapentine could not be
199 evaluated in any of the countries and genotypic DST for this drug was only available in 6/40
200 (15%) countries. Similarly, phenotypic DST to pretomanid was only available in 2/40 (5%) and
201 genotypic DST in 4/40 (10%) of the countries, respectively.

202

203 *Availability of tuberculosis drugs*

204 The four first-line drugs rifampicin, isoniazid, pyrazinamide and ethambutol were available in
205 all 43 countries, as single drugs or as part of fixed-dose drug combinations. Levofloxacin and
206 moxifloxacin were available in 43/43 (100%) and 41/43 (95%), bedaquiline in 36/43 (84%)
207 and linezolid in 43/43 (100%) countries, respectively. Clofazimine was available in 35/43
208 (81%) countries, but only in 8/12 (67%) middle income countries. Delamanid was available in
209 24/43 (56%) countries. Meropenem and imipenem were available in 28/43 (65%) and 25/43
210 (58%) countries: access was in particular limited in middle income countries, where only
211 3/12 (25%) and 4/12 (33%) countries had access to the drugs, compared to 25/31 (81%) and
212 21/31 (68%) high income countries. Pretomanid was available only in 4/43 (9%) countries, all
213 high income countries. Only 6/43 (14%) countries reported access to rifapentine (table S4).

214

215 *Cost of tuberculosis drugs*

216 Tuberculosis drugs were generally less expensive in middle income countries, albeit there
217 was large variability in drug cost between countries. The drugs with the highest median daily
218 treatment costs were delamanid, bedaquiline, and rifapentine in high income countries and
219 imipenem, meropenem, and delamanid in middle income countries, respectively. Daily
220 median treatment costs for delamanid were €128.04 in high income countries, and €8.52 in
221 middle income countries, while for bedaquiline it was €103.98 and €1.60, respectively. The
222 daily median treatment cost of amikacin was €10.10 in high income countries and €1.18 in
223 middle income countries (table S4).

224

225 *Availability of tuberculosis treatment regimens*

226 Treatment of DS-TB according to current WHO guidelines was available in all 43 (100%)
227 countries (table 1). The shorter MDR/RR-TB regimen with bedaquiline was available in 26/43
228 (60%) countries, while the conventional long MDR/RR-TB regimen was available in 31/43
229 (72%) countries. A pre-XDR TB treatment, with amikacin or delamanid replacing the
230 fluoroquinolones, was available in 28/43 (65%) and 20/43 (47%) countries, respectively.
231 Treatment of patients with XDR-TB with a regimen including a carbapenem was only
232 available in 17/43 (40%) countries (tables 1 and S2).

233

234 *Cost of tuberculosis treatment regimens*

235 In general, regimens were considerably less expensive in middle income than in high income
236 countries. Figure 3 illustrates the direct comparison of the cost of treatment regimens
237 between countries, taking into account purchasing power parity based in ID\$. Figure 4 shows
238 the overall distribution of regimen costs, based on Euro. The median cost of a DS-TB regimen
239 was €44 in middle income countries and €280 in high income countries. The median cost of
240 the shorter MDR/RR-TB regimen with bedaquiline for 6 months was €764 in middle income
241 countries and €29 765 in high income countries, while the conventional long MDR/RR-TB
242 treatment regimen with bedaquiline for 6 months costed €2 214 and €51 617, respectively
243 (tables 1, S2 and S3). A pre-XDR TB treatment regimen using delamanid or amikacin costed
244 €7 094 or €2 250 in middle income countries, respectively, and €207 034 or €108 459 in high
245 income countries, respectively. A regimen for the treatment of patients with XDR-TB with
246 resistance to fluoroquinolones and linezolid, including bedaquiline, delamanid, and a
247 carbapenem costed €8 709 in middle income countries and €217 591 in high income
248 countries.

249 Overall, high costs for drug-resistant tuberculosis treatment regimens were driven by
250 specific drugs, such as delamanid and carbapenems in middle income countries, and
251 delamanid, bedaquiline, and to a lesser extent, para-aminosalicylic acid and
252 cycloserine/terizidone in high income countries (table S4).

253

254 **Discussion**

255 Treatment of drug-resistant tuberculosis has undergone major changes recently due to
256 diagnostic and therapeutic breakthroughs, including the use of new and re-purposed
257 drugs.^{4,15} Following a first survey in 2013, we provide an updated report on the availability of
258 DST for anti-tuberculosis drugs, as well as the costs and availability of anti-tuberculosis drugs
259 in the WHO European region. The main finding of this survey is that availability of DST for
260 second-line anti-tuberculosis drugs, in particular new and re-purposed drugs, is severely
261 limited in Europe and that new drugs are more frequently available than their specific DST.
262 Cost of drugs and regimens for drug-resistant tuberculosis treatment are very high
263 compared to treatment of DS-TB. In addition, the cost of regimens is highly variable across
264 different countries. Access to adequate treatment regimens for pre-XDR and XDR-TB is
265 limited, in particular in middle income countries. Finally, almost no country in Europe has
266 access to drugs included in new promising regimens for drug-susceptible and drug-resistant
267 tuberculosis, such as rifapentine and pretomanid.

268

269 Phenotypic DST remains the gold standard for the detection of drug resistance in *M*
270 *tuberculosis*. International guidelines for the management of drug-resistant tuberculosis
271 suggest including in a treatment regimen at least four effective drugs, ideally based on DST
272 results.^{4,15} Our findings are very worrying: in 2021, only 75% and 82% of the countries in the
273 survey report phenotypic DST capacity for levofloxacin and moxifloxacin, 48% for
274 bedaquiline, and 72% for linezolid, while availability of these drugs is much higher. Hence,
275 physicians in many countries of the WHO European region use Group A drugs for MDR/RR-
276 TB treatment without capacity to detect resistance against these drugs. Similar findings were
277 obtained by the network of European tuberculosis reference laboratories.¹⁸ Phenotypic DST
278 for Group B drugs clofazimine and cycloserine/terizidone is available in less than 65% of the
279 countries, while only 42% of countries can test for delamanid resistance. In addition to the
280 lack of DST capacity, reliable data on clinical breakpoints, compounds for resistance testing
281 and adequate strains for external quality control are still missing for some drugs, in
282 particular for the new drugs bedaquiline, delamanid and pretomanid.¹⁹ Recent reports of
283 growing resistance to new and re-purposed drugs underline the need for resistance
284 detection and surveillance.²⁰⁻²² This is particularly important since resistance to Group A
285 drugs in particular is associated with worse MDR/RR-TB treatment outcomes.^{23,24}

286 Globally, the implementation of the new WHO definition for XDR-TB is problematic.^{25,26} The
287 definition of XDR-TB requires confirmed resistance for rifampicin, isoniazid, a
288 fluoroquinolone and at least another group A drug, linezolid and/or bedaquiline.¹⁶ According
289 to our results, 52% of European countries cannot detect bedaquiline resistance and 27%
290 cannot detect linezolid resistance: as a consequence, the identification of patients with XDR-
291 TB is not possible in the majority of countries in the region. As for other processes in
292 evolution, the main drivers of antimicrobial drug-resistance development are variation and
293 selection. In order to avoid treatment regimens that include ineffective medicines, which
294 might lead to emergence of further *M tuberculosis* drug resistance, comprehensive DST
295 results must be available to treating physicians.² This poses enormous challenge to
296 detection, appropriate management and surveillance of XDR-TB in the WHO European
297 region, and even more so in other, resource-poor settings of the world. New genotypic DST
298 solutions, like Deeplex Myc-TB® (Genoscreen, Lille, France), may have the potential to
299 improve rapid access to DST.²⁷

300

301 All sites in the survey reported availability of treatment for DS-TB. However, as the number
302 of drugs to which the strain is resistant increases, the availability of suitable regimens
303 declined. Middle income countries have generally less resistance-appropriate treatment
304 options than high income countries. In the 2013 TBnet assessment on the availability of
305 regimens performed in 37 European countries, 81% of countries had access to adequate
306 MDR/RR-TB regimens (now 72%), 65% to a pre-XDR TB regimen (now 67%), and 35% to a
307 XDR-TB regimen (now 42%).¹⁰ Unfortunately, the access situation to the relevant regimens
308 seems fairly unchanged since the introduction of new drugs and regimens.

309

310 The limited availability of medicines for patients with MDR/RR-TB and even more with XDR-
311 TB dramatically affects the quality of care of the 70 000 patients affected by MDR/RR-TB
312 including 7 259 patients affected by XDR-TB notified in the WHO European region in 2019,²⁸
313 whose treatment options remain limited. High cost of novel drugs for anti-tuberculosis
314 treatment regimens is restricting availability of these medicines for many of the affected
315 patients in this region. Based on the findings of this study, the drivers for limited access to TB
316 drugs and DST testing need further investigation and action. This process is already initiated
317 by WHO Regional Office for Europe (T. Humbert, personal communication). An analysis on

318 barriers and challenges to access TB medicines is being conducted, focussing first on EU
319 member states, to be concluded in 2022.

320

321 The drug treatment for a patient with MDR/RR-TB with the shorter regimen (including 6
322 months bedaquiline) costs approximately 18 times more in middle income countries and 106
323 times more in high income countries than the standardized DS-TB regimen. This has
324 enormous cost implications for health systems in countries with high burden of drug-
325 resistant tuberculosis. For example, the Republic of Moldova (total population of 2.6 million
326 2020) reported 559 patients with MDR/RR-TB in 2019, corresponding to 73% of all incident
327 MDR/RR-TB patients notified of the whole European Union (763 patients in 28 countries/
328 total population of 447 million 2021).²⁸

329

330 The global drug facility provides subsidized access to anti-tuberculosis drugs. Across the
331 WHO European region, 9 countries (including one high income country) report drug
332 procurement via the global drug facility. The shorter MDR/RR-TB regimen with 6 months
333 bedaquiline costs approximately €390 (€1 = USD 0.85) in 2021, using drugs purchased via the
334 global drug facility.²⁹ In our study, the median costs for the same regimen were €764 and
335 €29 765 in middle income and high income countries, respectively. The barriers to
336 procurement via global drug facility are not clear and should be investigated and addressed
337 for eligible middle income countries.

338

339 Of note, high regimen costs in Europe are related to the high prices of tuberculosis drugs in
340 general, but are impacted in particular by the enormous cost of the new drugs bedaquiline
341 and delamanid. Recent data from Finland and Estonia confirm the very high cost
342 contribution of the new drugs to regimen cost.⁷ In Germany, for instance, the daily therapy
343 cost for bedaquiline is €133. Since July 2020 139 countries, including Eastern European
344 countries, are eligible to procure bedaquiline for €1.27 (€1 = USD 0.85) daily treatment cost
345 via the global drug facility. In contrast, it was estimated that the generic production of
346 bedaquiline could lead to daily treatment cost of €0.21 – 0.48 per day.³⁰ Patent protection
347 for bedaquiline lasts at least until June 2023:²⁹ only then less expensive generic products
348 could be licensed. New patent applications by the manufacturer of bedaquiline could extent

349 the patent protection till 2027,²⁹ despite the fact that the public investments on bedaquiline
350 development exceed the originators company investments by a factor 1.6-5.1.³⁰

351

352 Rifapentine has recently shown the potential to shorten DS-TB treatment when used in
353 combination with moxifloxacin, isoniazid and pyrazinamide as part of a four-month
354 regimen³¹ which was already endorsed by WHO.³² In addition, rifapentine is also
355 recommended for tuberculosis prevention in the one month daily rifapentine/isoniazid
356 (1HP) and three months weekly rifapentine/isoniazid (3HP) regimen.³³ Of concern, our
357 results show that rifapentine is only available in two middle income countries and four high
358 income countries in the European region. Rifapentine is not registered in the EU. The
359 manufacturer of rifapentine, an off patent protection drug, has withdrawn its patent
360 application with the European Patent Office for a fixed dose combination with isoniazid in
361 2019.³⁴ UNITAID, the Stop TB Partnership and the manufacturer announced in 2019 an
362 access programme for 3HP, which reduced the price of a three-month course of rifapentine
363 to approximately €13.86. Among the countries included in this survey, Russia, the Republic
364 of Moldova and Ukraine were granted such access.³⁵ Access to rifapentine in Europe and
365 worldwide remains an urgent matter. This has been addressed very recently with an
366 invitation to manufacturers by the WHO to present rifapentine to the WHO pre-qualification
367 process.³⁶

368

369 This study has several limitations. Most importantly, it is not fully representative of the
370 access and cost for DST, drugs and regimens in the WHO European region. Data are derived
371 only from a single site in each country, which was considered to represent the access and
372 cost situation in the country. We assumed that data informants were able to gather
373 representative information for their site, which would reflect the country-wide situation.
374 Hence, we refer to countries instead of individual sites within our analysis. Second, data
375 were predominantly obtained from clinicians treating drug-resistant tuberculosis. Data from
376 such a source might differ from data obtained from a national TB programme. Third, we did
377 not analyse the role of possible stock outs on drug availability. Fourth, the choice of
378 regimens for cost calculations followed the recommendations of WHO⁴ and
379 ATS/CDC/IDSA/ERS¹⁵, whereas other regimen compositions could also be possible.

380 Despite these weaknesses, the study provides first-hand insight about the access to DST,
381 drugs and related drug and regimen costs and should inform health policy decisions in the
382 context of the endTB strategy in Europe.³⁷

383

384 In conclusion, data provided from this study call for urgent action. Availability of novel drugs
385 and treatment regimens for patients affected by MDR/RR-TB is substantially limited in
386 Europe. Even more limited is the DST capacity for second-line drugs, leading to uncontrolled
387 use of new/re-purposed drugs and the risk of amplifying *M tuberculosis* drug-resistance.
388 Strong political support and coordinated action from civil society, national tuberculosis
389 programmes and non-governmental organizations is needed to ensure access to the best
390 standard of care to patients affected by tuberculosis.

391

392 **Acknowledgements:**

393

394 **Members of the TBnet study group**

395 *We thank the following colleagues for the contribution of data to this analysis:*

396 Hasan Hafizi (Tirana, Albania), Naira Khachatryan, Harut Aroyan, Eduard Kabasakalyan
397 (Yerevan, Armenia), Michael Knappik (Vienna, Austria), Alena Skrahina, Dzmitry Klimuk,
398 Alena Nikolenka (Minsk, Belarus), Inge Muylle (Brussels, Belgium), Vladimir Milanov,
399 Desislava Velkovska, Neli Tarinska, Elizabeta Bachiyska (Sofia, Bulgaria), Mateja Jankovic
400 (Zagreb, Croatia), Despo Pieridou, Tonia Adamide, Nicos Nicolaou (Nicosia, Cyprus), Martina
401 Vasakova, Mariia Sukholytka , Emilia Kopeckà, Beata Polakova (Prague, Czech Republic), Aase
402 Bengard Anderson, Dorte Bek Folkvardsen, Erik Svensson (Copenhagen, Denmark), Manfred
403 Danilovits, Tiina Kummik (Tartu, Estonia), Tuula Vasankari (Turku, Finland), Mathilde Fréchet-
404 Jachym, Audrey Nahmiash (Briis-sous-Forges, France), Tamar Togonidze, Zaza Avaliani, Inga
405 Kinkladze, Rusudan Aspindzelashvili, Teona Bichashvili, Gulnazi Losaberidze, Tsitsino
406 Merabishvili (Tbilisi, Georgia), Barbara Kalsdorf (Borstel, Germany), Katerina Manika,
407 Karyofyllis Tsiakitzis (Thessaloniki, Greece), Agnes Bakos (Budapest, Hungary), Tinna Rán
408 Ægisdóttir, Guðrún Svanhvít Michelsen, Kristín Karlsdóttir (Reykjavik, Iceland), Anne-Marie
409 McLaughlin, Margaret Fitzgibbon (Dublin, Ireland), Daniel Chemtob (Jerusalem, Israel), Luigi
410 R. Codecasa, Maurizio Ferrarese, Stefania Torri (Milano, Italy), Majlinda Gjocaj (Pristina,
411 Kosovo), Liga Kuksa (Riga, Latvia), Edita Davidaviciene (Vilnius, Lithuania), Gil Wirtz, Monique
412 Perrin (Luxembourg , Luxembourg), Analita Pace Ascjak (Valetta, Malta), Dumitri Chesov
413 (Chisinau, Moldova), Wiel de Lange, Onno Akkerman (Groningen, Netherlands), Biljana
414 Illievska-Poposka (Skopje, North Macedonia), Ulrich Mack, Mogens Jesenius, Lajla Kvalvik,
415 Anne Torunn Mengshoel (Oslo, Norway), Katarzyna Kruzak (Krakow, Poland), Raquel Duarte,
416 Nadine Ribeiro (Porto, Portugal), Elmira Ibraim (Bucharest, Romania), Anna Kaluzhenina,
417 Olga Barkanova (Volgograd, Russia), Dragica Pesut (Belgrade, Serbia), Ivan Solovic (Vysne
418 Hagy, Slovakia), Petra Svetina (Golnik, Slovenia), Maria-Luiza de Souza-Galvão, Joan-Pau
419 Millet, Xavi Casas, Montserrat Vives (Barcelona, Spain), Judith Bruchfeld, Paulina Dalemo,
420 Jerker Jonsson (Stockholm, Sweden), Katrin Aeschbacher, Peter Keller (Bern, Switzerland),
421 Seref Ozkara (Ankara, Turkey), Simon Tiberi, Christabelle Chen (London, UK), Yana Terleeva
422 (Kiev, Ukraine) Andrii Dudnyk (Vinnytsia, Ukraine)

423

424 ***Author contributions:***

425 LG, GG, CLa and FvL designed the study, GG and CLe collected data, FvL and GG did the
426 analysis, GG, CLa, LG, FvL drafted the manuscript and all authors reviewed and agreed on the
427 final version for submission. Contributors of the TBnet study group approved the
428 manuscript.

429

430 ***Role of funding source:***

431 CLa is supported by the German Center for Infection Research (DZIF). All other authors have
432 no funding source in the context of this manuscript.

433

434 ***Declaration of interest:***

435 LG is the co-Principal Investigator of two MSF-sponsored clinical trials testing shorter MDR-
436 TB regimens. He has no other competing interests to disclose. The other authors have no
437 conflict of interest to declare with regards to this work.

438

439 ***Data sharing statement:***

440 Data on availability of drugs, DST and cost are available for sharing immediately after
441 publication for researchers with a sound proposal.

442

443

444 **References**

- 445 1. Dheda K, Gumbo T, Maartens G, et al. The Lancet Respiratory Medicine Commission:
446 2019 update: epidemiology, pathogenesis, transmission, diagnosis, and management of
447 multidrug-resistant and incurable tuberculosis. *The Lancet Respiratory medicine* 2019; 7(9):
448 820-6.
449
- 450 2. Lange C, Dheda K, Chesov D, Mandalakas AM, Udwadia Z, Horsburgh CR, Jr.
451 Management of drug-resistant tuberculosis. *Lancet* 2019; 394(10202): 953-66.
452
- 453 3. World Health Organization. Global tuberculosis report 2020, Licence: CC BY-NC-SA
454 3.0 IGO., 2020.
455
- 456 4. World Health Organization. WHO consolidated guidelines on tuberculosis. Module 4:
457 treatment - drug-resistant tuberculosis treatment. World Health Organization; 2020.
458 Licence: CC BY-NC-SA 3.0 IGO., 2020.
459
- 460 5. MSF Access Campaign. DR-TB and TB prevention drugs under the microscope, 2020.
461 <https://msfaccess.org/dr-tb-and-tb-prevention-drugs-under-microscope-7th-edition>
462 (accessed 07.10.2021)
463
- 464 6. World Health Organization. WHO operational handbook on tuberculosis. Module 4:
465 treatment - drug-resistant tuberculosis treatment. Geneva 2020. Licence: CC BY-NC-SA 3.0
466 IGO., 2020.
467
- 468 7. Feuth T, Patovirta RL, Grierson S, et al. Costs of multidrug-resistant TB treatment in
469 Finland and Estonia affected by the 2019 WHO guidelines. *Int J Tuberc Lung Dis* 2021; 25(7):
470 554-9.
471
- 472 8. Manalan K, Green N, Arnold A, et al. A cost comparison of amikacin therapy with
473 bedaquiline, for drug-resistant tuberculosis in the UK. *J Infect* 2020; 80(1): 38-41.
474
- 475 9. van Leth F, Brinkmann F, Cirillo DM, et al. The Tuberculosis Network European Trials
476 group (Tbnet) ERS Clinical Research Collaboration: addressing drug-resistant tuberculosis
477 through European cooperation. *Eur Respir J* 2019; 53(1):1802089.
478
479
- 480 10. Günther G, Gomez GB, Lange C, Rupert S, van Leth F, Tbnet. Availability, price and
481 affordability of anti-tuberculosis drugs in Europe: a TBNET survey. *Eur Respir J* 2015; 45(4):
482 1081-8.
483
- 484 11. Global Drug Facility. Medicine Catalogue 2020.
485 https://www.stoptb.org/sites/default/files/gdfmedicinescatalog_1.pdf (accessed
486 20.10.2021).
487
- 488 12. World Bank. Purchasing Power Parities and the Size of World Economies: Results
489 from the 2017 International Comparison Program. Washington, DC: World Bank. DOI:
490 10.1596/978-1-4648-1530-0. License: Creative Commons Attribution CC BY 3.0 IGO, 2017.
491

- 492 13. World Bank. World Bank Country and Lending Groups 2021.
493 [https://datahelpdesk.worldbank.org/knowledgebase/articles/906519-world-bank-country-](https://datahelpdesk.worldbank.org/knowledgebase/articles/906519-world-bank-country-and-lending-groups)
494 [and-lending-groups](https://datahelpdesk.worldbank.org/knowledgebase/articles/906519-world-bank-country-and-lending-groups) (accessed 13.08.2021).
495
- 496 14. World Health Organization. Guidelines for treatment of drug-susceptible tuberculosis
497 and patient care, 2017 update. Geneva: World Health Organization; 2017. Licence: CC BY-
498 NC-SA 3.0 IGO., 2017.
499
- 500 15. Nahid P, Mase SR, Migliori GB, et al. Treatment of Drug-Resistant Tuberculosis. An
501 Official ATS/CDC/ERS/IDSA Clinical Practice Guideline. *Am J Respir Crit Care Med*
502 2019; 200(10): e93-e142.
503
- 504 16. Viney K, Linh NN, Gegia M, et al. New definitions of pre-extensively and extensively
505 drug-resistant tuberculosis: update from the World Health Organization. *Eur Respir J* 2021;
506 57(4):2100361.
507
- 508 17. Conradie F, Diacon AH, Ngubane N, et al. Treatment of Highly Drug-Resistant
509 Pulmonary Tuberculosis. *N Engl J Med* 2020; 382(10): 893-902.
510
- 511 18. Farooq HZ, Cirillo DM, Hillemann D, et al. Limited Capability for Testing
512 Mycobacterium tuberculosis for Susceptibility to New Drugs. *Emerg Inf Dis* 2021; 27(3): 985-
513 7.
514
- 515 19. Köser CU, Maurer FP, Kranzer K. 'Those who cannot remember the past are
516 condemned to repeat it': Drug-susceptibility testing for bedaquiline and delamanid. *Int J*
517 *Infect Dis* 2019; 80S: S32-S5.
518
- 519 20. He W, Liu C, Liu D, et al. Prevalence of Mycobacterium tuberculosis resistant to
520 Bedaquiline and Delamanid in China. *J Glob Antimicrob Resist* 2021 ;26:241-248.
521
- 522 21. Lee T, Lee SJ, Jeon D, et al. Additional Drug Resistance in Patients with Multidrug-
523 resistant Tuberculosis in Korea: a Multicenter Study from 2010 to 2019. *J Korean Med Sci*
524 2021; 36(26): e174.
525
- 526 22. Nimmo C, Millard J, van Dorp L, et al. Population-level emergence of bedaquiline and
527 clofazimine resistance-associated variants among patients with drug-resistant tuberculosis in
528 southern Africa: a phenotypic and phylogenetic analysis. *Lancet Microbe* 2020; 1(4): e165-
529 e74.
530
- 531 23. Roelens M, Battista Migliori G, Rozanova L, et al. Evidence-based Definition for
532 Extensively Drug-Resistant Tuberculosis. *Am J Resp Crit Care Med* 2021; 204(6): 713-22.
533
- 534 24. Ismail NA, Omar SV, Moultrie H, et al. Assessment of epidemiological and genetic
535 characteristics and clinical outcomes of resistance to bedaquiline in patients treated for
536 rifampicin-resistant tuberculosis: a cross-sectional and longitudinal study. *Lancet Inf Dis*
537 2021; S1473-3099(21)00470-9.
538
539

- 540 25. Alagna R, Cabibbe AM, Miotto P, et al. Is the new WHO definition of extensively drug-
541 resistant tuberculosis easy to apply in practice? *Eur Respir J* 2021; 58(1):2100959.
542
- 543 26. Veziris N, Bonnet I, Morel F, et al. Impact of the revised definition of extensively drug
544 resistant tuberculosis. *Eur Respir J* 2021; 58(2): 2100641.
545
- 546 27. Jouet A, Gaudin C, Badalato N, et al. Deep amplicon sequencing for culture-free
547 prediction of susceptibility or resistance to 13 anti-tuberculous drugs. *Eur Respir J* 2021;
548 57(3): 2002338.
549
- 550 28. WHO/ECDC. Tuberculosis Surveillance and monitoring in Europe 2021 - 2019 data.
551 2021. [https://www.ecdc.europa.eu/en/publications-data/tuberculosis-surveillance-and-](https://www.ecdc.europa.eu/en/publications-data/tuberculosis-surveillance-and-monitoring-europe-2021-2019-data)
552 [monitoring-europe-2021-2019-data](https://www.ecdc.europa.eu/en/publications-data/tuberculosis-surveillance-and-monitoring-europe-2021-2019-data)(accessed 07.10.2021).
553
- 554 29. MSF Access Campaign. DR-TB and TB prevention drugs under the microscope, 2019.
555 <https://msfaccess.org/dr-tb-and-tb-prevention-drugs-under-microscope-6th-edition>
556 (accessed 07.10.2021).
557
- 558 30. Gotham D, Fortunak J, Pozniak A, et al. Estimated generic prices for novel treatments
559 for drug-resistant tuberculosis. *Journal Antimicrob Chemother* 2017; 72(4): 1243-52.
560
- 561 31. Dorman SE, Nahid P, Kurbatova EV, et al. Four-Month Rifapentine Regimens with or
562 without Moxifloxacin for Tuberculosis. *N Engl J Med* 2021; 384(18): 1705-18.
563
- 564 32. World Health Organization. Treatment of drug- susceptible tuberculosis - rapid
565 communication. 2021. <https://www.who.int/publications/i/item/9789240028678> (accessed
566 07.10.2021).
567
- 568 33. World Health Organization. WHO consolidated guidelines on tuberculosis. Module 1:
569 prevention – tuberculosis preventive treatment. Geneva; 2020. Licence: CC BY-NC-SA 3.0
570 IGO.
571
- 572 34. Treatment Action Group. Isoniazid/Rifapentine (3HP) Access Roadmap and Patent
573 Landscape. 2020. [https://www.treatmentactiongroup.org/wp-](https://www.treatmentactiongroup.org/wp-content/uploads/2020/03/3hp_access_roadmap_and_patent_landscape.pdf)
574 [content/uploads/2020/03/3hp_access_roadmap_and_patent_landscape.pdf](https://www.treatmentactiongroup.org/wp-content/uploads/2020/03/3hp_access_roadmap_and_patent_landscape.pdf) (accessed
575 07.10.2021).
576
- 577 35. Stop TB Partnership and The Global Fund. Rifapentine Global Price Discount. 2019.
578 [https://www.impaact4tb.org/wpcontent/uploads/2019/11/Rifapentine_Global_Price_Disco-](https://www.impaact4tb.org/wpcontent/uploads/2019/11/Rifapentine_Global_Price_Discount_Communique.pdf)
579 [unt_Communique.pdf](https://www.impaact4tb.org/wpcontent/uploads/2019/11/Rifapentine_Global_Price_Discount_Communique.pdf) (accessed 07.10.2021).
580
- 581 36. World Health Organization. New Invitation for Expression of Interest (EOI) to
582 manufacturers of antituberculosis medicines published. 2021.
583 [https://extranet.who.int/pqweb/news/new-invitation-expression-interest-eoi-](https://extranet.who.int/pqweb/news/new-invitation-expression-interest-eoi-manufacturers-antituberculosis-medicines-published)
584 [manufacturers-antituberculosis-medicines-published](https://extranet.who.int/pqweb/news/new-invitation-expression-interest-eoi-manufacturers-antituberculosis-medicines-published) (accessed 20.07.2021).
585
586

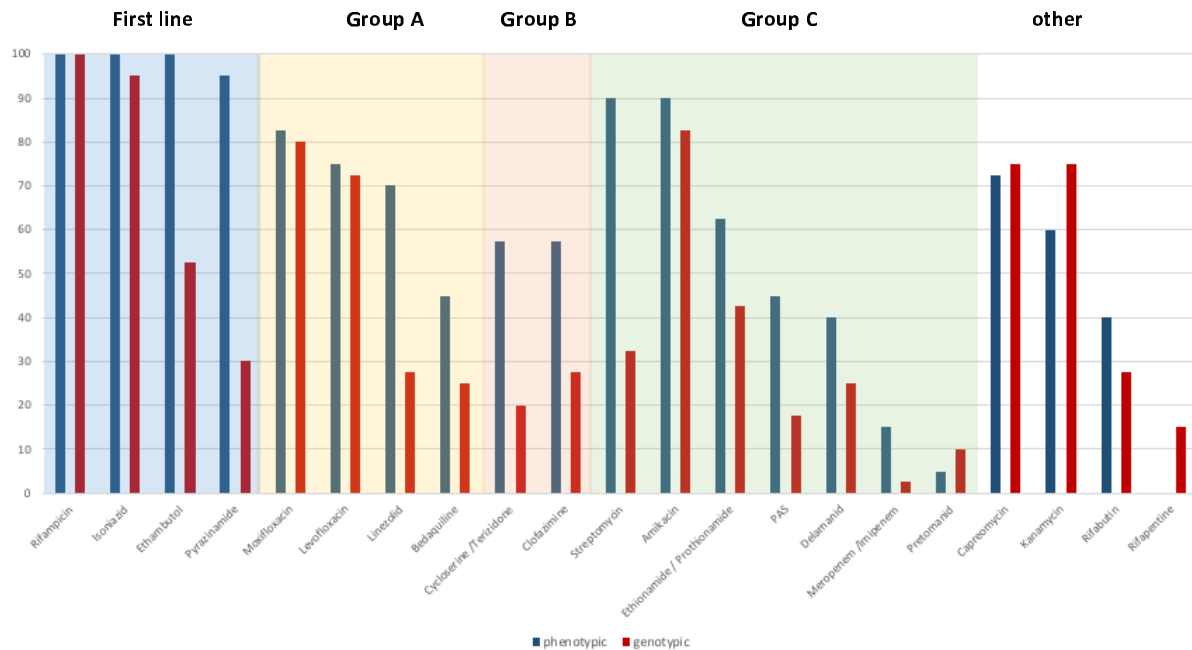
587 37. World Health Organization. The WHO End TB Strategy, 2015.
588 https://www.who.int/tb/strategy/End_TB_Strategy.pdf (accessed 20.11.2021).
589
590
591

Table 1: Availability and cost of drug regimens for the treatment of tuberculosis in countries in the WHO Europe region, stratified by world bank income classification*, in Euros.

| Regimen [†] | Middle income country | | | | High income country | | | |
|-----------------------------------------------------------------|-----------------------|--------|-------|--------|---------------------|---------|---------|---------|
| | Availability | Cost | | | Availability | Cost | | |
| | N (%) | median | min | max | N (%) | median | min | max |
| DS-TB | 12 (100) | 44 | 15 | 152 | 31 (100) | 280 | 78 | 1 084 |
| MDR/RR-TB short, Bdq 6 months [‡] | 6 (50.0) | 764 | 542 | 15 152 | 20 (64.5) | 29 765 | 11 116 | 40 584 |
| MDR/RR-TB long, Bdq 18 months [‡] | 7 (58.3) | 2 954 | 1591 | 42477 | 24(77.4) | 97 808 | 34 142 | 216 595 |
| pre-XDR TB, using Dlm | 5 (42.7) | 7 094 | 6 755 | 10 916 | 15 (48.4) | 207 034 | 63 987 | 313 566 |
| pre-XDR TB, using Am | 4 (33.3) | 2 250 | 2 007 | 3 298 | 24 (77.4) | 108 459 | 37 412 | 249 560 |
| XDR-TB, resistant Fq, Bdq, using a carbapenem [#] | 4 (33.3) | 7 945 | 6 981 | 11 221 | 13 (41.9) | 141 307 | 40 237 | 255 550 |
| XDR-TB, resistant Fq, Lzd, using a carbapenem [#] | 4 (33.3) | 8 709 | 7 965 | 11 759 | 12(38.7) | 217 591 | 82 827 | 320 146 |
| XDR-TB, resistant Fq, Bdq, Lzd, using a carbapenem [#] | 4 (33.3) | 8 348 | 6 949 | 11 528 | 10(32.3) | 147 959 | 118 825 | 271 343 |

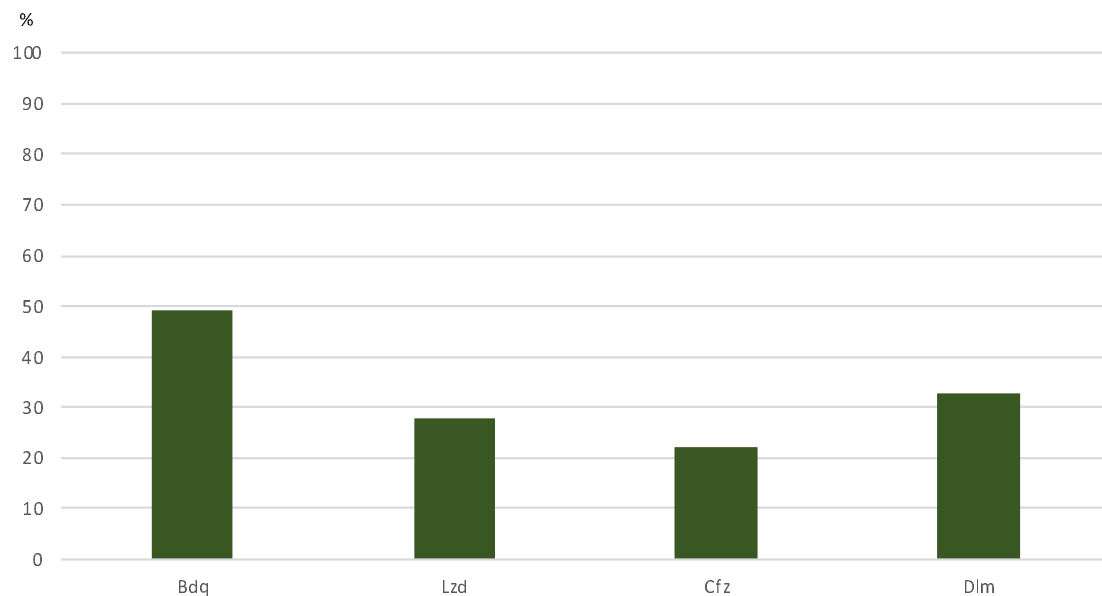
*drug availability data are from 43 countries, regimen cost calculation is based on data from 41 countries, not including Malta and Israel (both high income); [†]detailed regimen composition is depicted in table S1; [‡]refers to the length of bedaquiline treatment; [#]refers to use of cheapest available carbapenem (meropenem or imipenem); DS-TB – drug-susceptible tuberculosis, MDR/RR-TB – multidrug-resistant/rifampicin-resistant tuberculosis, pre-XDR TB - pre-extensively drug-resistant tuberculosis, XDR-TB - extensively drug-resistant tuberculosis, Bdq - bedaquiline, Dlm - delamanid, Fq - fluorquinolone, Am - amikacin, Lzd - linezolid.

Figure 1: Availability of phenotypic and genotypic drug susceptibility testing to tuberculosis drugs in countries in the WHO European region*, in %.



*n=40 countries; Kosovo, Iceland and Israel did not provide data on availability of drug susceptibility testing

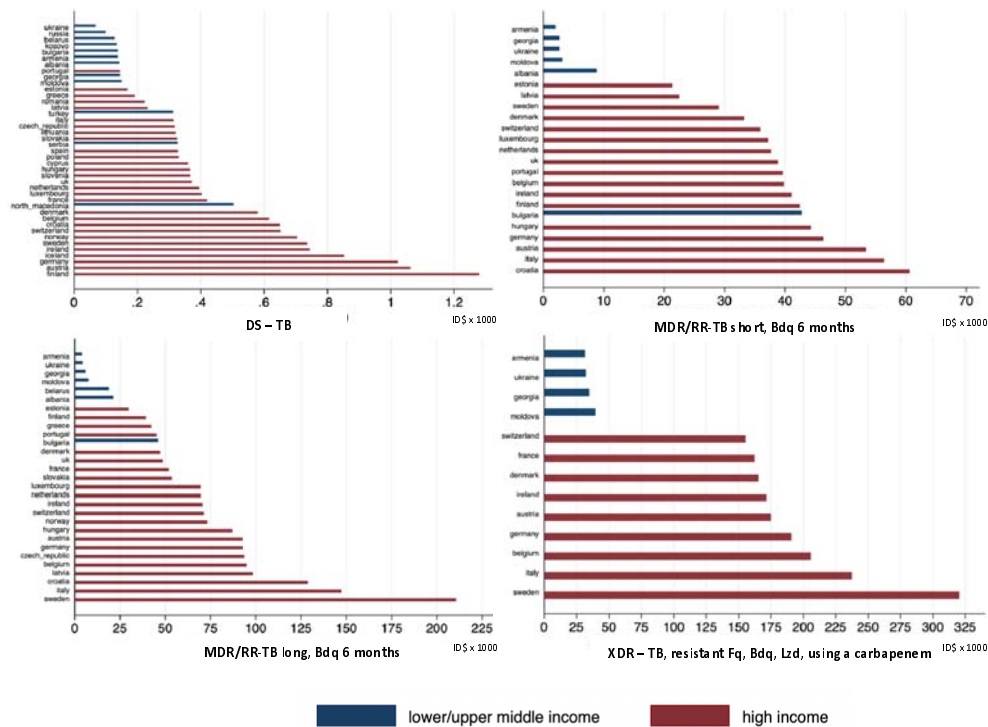
Figure 2: Proportion of countries with availability of bedaquiline, linezolid, clofazimine, and delamanid, but absence of drug susceptibility testing for those drugs*.



*n=40 countries; Kosovo, Iceland and Israel did not provide data on availability of drug susceptibility testing

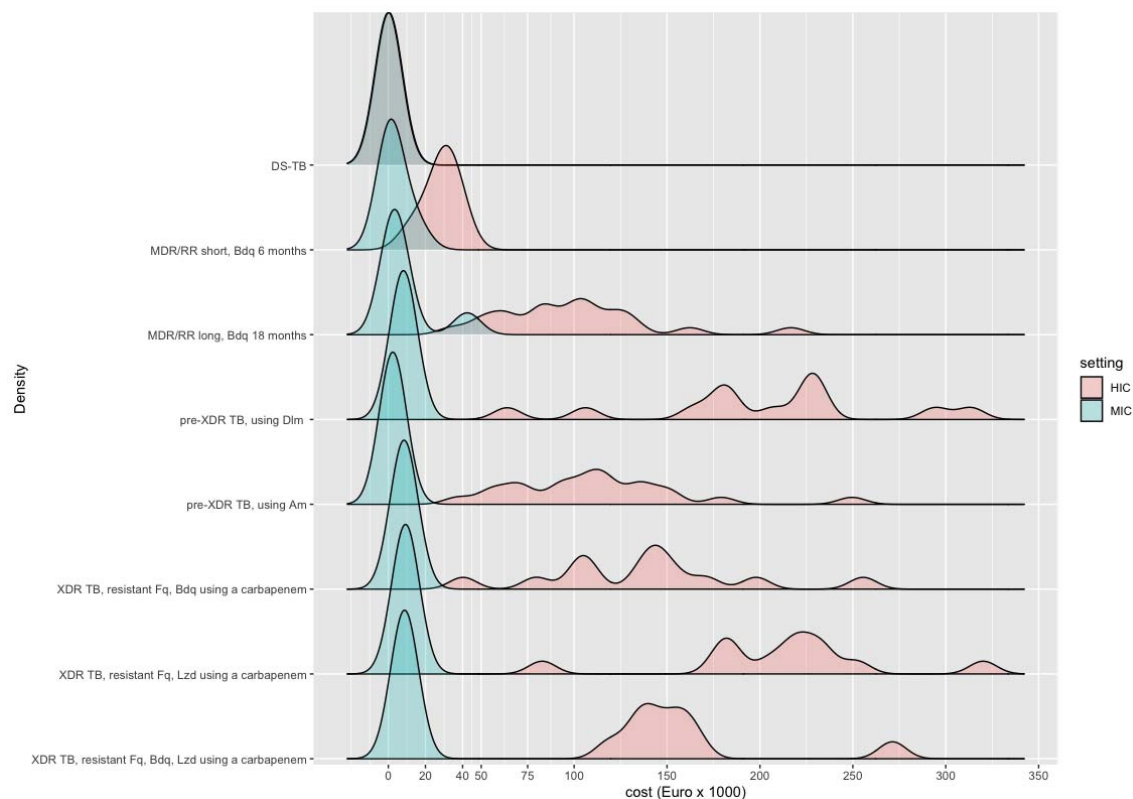
Bdq - bedaquiline, Lzd – linezolid, Cfz – clofazimine, Dlm – delamanid,

Figure 3: Cost of regimens for drug-susceptible tuberculosis, multidrug-resistant/rifampicin-resistant tuberculosis using the shorter regimen for nine months with six months of bedaquiline, multidrug-resistant/rifampicin-resistant tuberculosis with the long conventional regimen with six months of bedaquiline, and extensively drug-resistant tuberculosis with resistance to fluoroquinolones, linezolid, and bedaquiline, stratified by country and income classification of world bank*[†], in international dollars (ID\$).



* n=41 countries, Malta and Israel (both high income) did not provide data on drug cost; [†] detailed regimen composition in table S1; DS-TB – drug susceptible TB, MDR/RR - multidrug-resistant/rifampicin-resistant tuberculosis, XDR - extensively drug-resistant tuberculosis, Fq – fluoroquinolones, Bdq - bedaquiline, Lzd – linezolid.

Figure 4: Density graph of distribution* of cost for tuberculosis drug regimens in the WHO Europe region, according to resistance status and world bank income classification[†] (high income countries in red, middle income countries in green), in Euros.



* The density graph illustrates the distribution of the cost within a given resistance pattern. The area under the curve is scaled to one (1). The height in the distribution shows the range of the cost for the majority of countries. The width of the graph shows the range of the costs observed.

[†] n=41 countries, Malta and Israel (both high income) did not provide data on drug cost

HIC – high income countries, MIC – middle income countries, DS-TB - drug susceptible TB, MDR/RR-TB – multidrug-resistant/rifampicin-resistant tuberculosis, pre-XDR TB – pre-extensively drug-resistant tuberculosis, XDR-TB – extensively drug-resistant tuberculosis, Bdq - bedaquiline, Fq - fluoroquinolones, Lzd - linezolid, Dlm – delamanid, Am – amikacin.

Supplement:

Figure S1: Countries represented in the survey (high income countries: *Austria, Belgium, Croatia, Czech Republic, Cyprus, Denmark, Estonia, Finland, France, Germany, Greece, Hungary, Iceland, Ireland, Israel, Italy, Latvia, Lithuania, Luxemburg, Netherlands, Norway, Spain, Poland, Portugal, Romania Slovakia, Slovenia, Sweden, Switzerland, United Kingdom*; upper-middle income countries: *Albania, Armenia, Belarus, Bulgaria, Georgia, Kosovo, North Macedonia, Russia, Serbia, Turkey*, lower middle income: Republic of Moldova, Ukraine. In italic: member states of the European Union.)

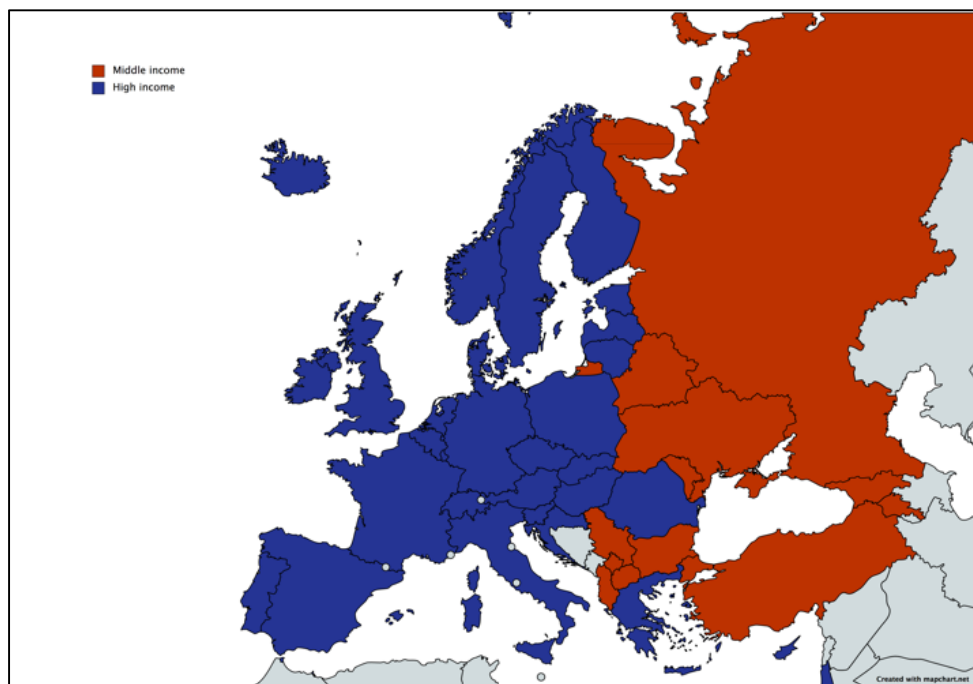


Table S1: Regimen composition and treatment duration (months) by drug according to drug resistance (dosing for a patient with 70 kg body weight).

| Regimen | H | hdH | R | Lfx | Bdq | Lzd | Cfz | Cs | Eto/Pto | Am | Mpm/Amx-Clv | Dlm | Z | E | PAS | Total duration |
|---------------------------------------------------------------|---|-----|---|-----|-------|-----|-----|----|---------|----|-------------|-----|---|---|-----|----------------|
| DS-TB [†] | 6 | | 6 | | | | | | | | | | 2 | 2 | | 6 |
| MDR/RR-TB short, Bdq 6 or 9 months [†] | | 4 | | 9 | 6/9* | | 9 | | 4 | | | | 9 | 9 | | 9 |
| MDR/RR-TB long, Bdq 6 or 18 months [†] | | | | 18 | 6/18* | 18 | 18 | 18 | | | | | | | | 18 |
| pre-XDR TB, using Dlm [†] | | | | | 20 | 20 | 20 | 20 | | | | 20 | | | | 20 |
| pre-XDR TB, using Am [†] | | | | | 20 | 20 | 20 | 20 | | 6 | | | | | | 20 |
| XDR-TB, resistant Fq, Bdq, using carbapenem [†] | | | | | | 20 | 20 | 20 | 20 | | 6 | 20 | | | | 20 |
| XDR-TB, resistant Fq, Bdq, using Am | | | | | | 20 | 20 | 20 | 20 | 6 | | 20 | | | | 20 |
| XDR-TB, resistant Fq, Lzd, using carbapenem [†] | | | | | 20 | | 20 | 20 | 20 | | 6 | 20 | | | | 20 |
| XDR-TB, resistant Fq, Lzd, using Am | | | | | 20 | 20 | 20 | 20 | | 6 | | 20 | | | | 20 |
| XDR-TB, resistant Fq, Bdq, Lzd, using carbapenem [†] | | | | | | | 20 | 20 | 20 | | 6 | 20 | | | 20 | 20 |
| XDR-TB, resistant Fq, Bdq, Lzd using Am | | | | | | | 20 | 20 | 20 | 6 | | 20 | | | 20 | 20 |

Abbreviation and dose (once daily if not indicated otherwise), per drug: H - isoniazid 300 mg/d, hdH - isoniazid 600 mg/d; R - rifampicin 600 mg/d; Lfx - levofloxacin 1000 mg/d; Bdq - bedaquiline 200 mg thrice weekly; Lzd - linezolid 600 mg/d, Cfz - clofazimine 100 mg/d; Cs - cycloserine 750 mg/d, Eto/Pto - ethionamide/prothionamide 1000 mg/d; Am - amikacin 1000 mg/d; Mpm/Amx-Clv - meropenem 3 g/d plus amoxicillin/clavulanic acid 3.6 g/d; Dlm - delamanid 200 mg/d; Z - pyrazinamide 2000 mg/d, E - ethambutol 1200 mg/d; PAS - para-amino salicylic-acid 12 g/d.

*indicates alternatives in duration of treatment with bedaquiline; [†]indicates regimen presented in the main paper, cost for remaining regimens are in supplement; DS-TB – drug susceptible tuberculosis, MDR/RR-TB – rifampicin-resistant/multidrug-resistant tuberculosis, pre-XDR-TB – pre-extensively drug-resistant tuberculosis, XDR-TB – extensively drug-resistant tuberculosis, Fq - fluoroquinolones (moxifloxacin or levofloxacin), carbapenem (meropenem or imipenem).

Table S2: Availability and cost of additional regimens for MDR/RR- TB and XDR- TB treatment in countries the WHO Europe region, stratified by world bank income classification*, in Euros.

| Regimen | Middle income countries | | | | High income countries | | | |
|--------------------------------------------|-------------------------|--------|-------|--------|-----------------------|---------|--------|---------|
| | Availability | Cost | | | Availability | Cost | | |
| | N (%) | median | min | max | N (%) | median | min | max |
| MDR/RR-TB short, Bdq 9 months [†] | 6 (50.0) | 815 | 582 | 17 040 | 20 (64.5) | 33 087 | 12 422 | 45 035 |
| MDR/RR-TB long, Bdq 6 months [†] | 7 (58.3) | 2 214 | 962 | 16 255 | 24 (77.4) | 51 671 | 16 284 | 178 588 |
| XDR-TB, resistant Fq, Bdq, using Am | 4 (33.3) | 6 424 | 6 233 | 8 221 | 14 (45.2) | 128 873 | 34 405 | 262 804 |
| XDR-TB, resistant Fq, Lzd using Am | 4 (33.3) | 7 216 | 7 175 | 8 758 | 13 (41.9) | 203 644 | 62 955 | 327 399 |
| XDR-TB, resistant Fq, Bdq, Lzd using Am | 4 (33.3) | 6 832 | 6 206 | 8 527 | 11 (35.5) | 147 035 | 43 596 | 278 597 |

*drug availability data are from 43 countries; regimen cost calculation is based on data from 41 countries, not including Malta and Israel (both high income); [†]refers to the length of bedaquiline treatment; Fq - fluoroquinolone, Bdq - bedaquiline, Am - amikacin, Lzd - linezolid, MDR/RR-TB - multidrug-resistant/rifampicin-resistant tuberculosis, XDR-TB - extensively drug-resistant tuberculosis.

Table S3: Cost of regimen for susceptible TB, MDR/RR- TB, pre-XDR TB and XDR- TB in countries in the WHO Europe region, stratified by world bank income classification[†], in ID\$.

| Regimen* | Middle income countries | | | High income countries | | |
|--------------------------------------------------------------|-------------------------|--------|---------|-----------------------|---------|---------|
| | Cost | | | Cost | | |
| | median | min | max | median | min | max |
| DS-TB | 141 | 68 | 504 | 371 | 145 | 1 279 |
| MDR/RR-TB short, Bdq for 6 months [‡] | 2 891 | 1 984 | 42 785 | 39 644 | 21 347 | 60 616 |
| MDR/RR-TB short, Bdq for 9 months [‡] | 3 088 | 2 129 | 48 118 | 44 366 | 23 709 | 67 547 |
| MDR/RR-TB long, Bdq for 6 months [‡] | 7 616 | 4 081 | 45 903 | 70 821 | 29 903 | 210 664 |
| MDR/RR-TB long, Bdq for 18 months [‡] | 10 162 | 6 094 | 119 949 | 128 103 | 62 697 | 255 498 |
| pre-XDR TB, using Dlm | 31 348 | 25 597 | 45 128 | 235 913 | 117 503 | 438 633 |
| pre-XDR TB, using Am | 10 023 | 7 343 | 11 343 | 146 910 | 68 703 | 294 385 |
| XDR-TB, resistant Fq Bdq, using Carbapenem [#] | 32 926 | 29 656 | 38 597 | 160 755 | 64 211 | 301 450 |
| XDR-TB, resistant Fq, Bdq, using Am | 27 912 | 23 557 | 28 924 | 152 969 | 58 149 | 310 007 |
| XDR-TB, resistant Fq Lzd, using Carbapenem [#] | 36 831 | 32 447 | 40 444 | 260 272 | 167 416 | 377 648 |
| XDR-TB, resistant Fq Lzd, using Am | 30 478 | 26 378 | 33 516 | 248 325 | 115 609 | 386 204 |
| XDR-TB, resistant Fq Bdq, Lzd, using Carbapenem [#] | 33 496 | 31 501 | 39 651 | 175 027 | 155 533 | 320 080 |
| XDR-TB, resistant Fq Bdq, Lzd using Am | 28 839 | 25 402 | 29 330 | 162 600 | 80 059 | 328 637 |

* detailed regimen composition depicted in table S1; [†] drug cost were obtained in 41 countries, not including Malta and Israel; [‡] refers to the length of bedaquiline (Bdq) treatment; [#] Carbapenem, refers to use of cheapest available carbapenem (Meropenem or Imipenem); MDR/RR-TB – multidrug-resistant/rifampicin-resistant tuberculosis, pre-XDR TB – pre-extensively drug-resistant tuberculosis, XDR-TB – extensively drug-resistant tuberculosis, Fq - fluoroquinolone, Dlm - delamanid, Am - amikacin, Lzd - linezolid.

Table S4: Cost of individual TB drugs per treatment day for a model patient with 70kg body weight, in countries in the WHO Europe region^{*†}, in Euros.

| Drug name | Middle income countries | | | | | High income countries | | | | |
|-----------------------------|--------------------------------|-------------------------------------|----------------------------------------------------------------|-------|-------|--------------------------------|-------------------------------------|----------------------------------------------------------------|-------|--------|
| | Drug available, N of countries | Cost data available, N of countries | Cost of individual drug for daily treatment of a 70 kg patient | | | Drug available, N of countries | Cost data available, N of countries | Cost of individual drug for daily treatment of a 70 kg patient | | |
| | | | median | min | max | | | median | min | max |
| First line | | | | | | | | | | |
| Rifampicin** | 10 | 10 | 0.19 | 0.03 | 0.41 | 31 | 29 | 0.65 | 0.18 | 2.94 |
| Isoniazid | 12 | 12 | 0.05 | 0.01 | 0.12 | 31 | 29 | 0.80 | 0.08 | 11.07 |
| Pyrazinamide | 12 | 12 | 0.12 | 0.04 | 0.84 | 31 | 28 | 0.76 | 0.16 | 2.80 |
| Ethambutol | 12 | 12 | 0.15 | 0.06 | 0.48 | 31 | 29 | 0.72 | 0.09 | 4.71 |
| Group A | | | | | | | | | | |
| Bedaquiline‡ | 9 | 9 | 1.60 | 1.30 | 62.26 | 27 | 25 | 103.98 | 36.55 | 150.95 |
| Linezolid | 12 | 12 | 1.85 | 0.16 | 25.65 | 31 | 29 | 17.03 | 1.00 | 91.43 |
| Moxifloxacin | 11 | 11 | 0.21 | 0.08 | 2.33 | 30 | 28 | 1.59 | 0.39 | 11.54 |
| Levofloxacin | 12 | 12 | 0.14 | 0.01 | 1.44 | 31 | 29 | 2.28 | 0.34 | 108.86 |
| Group B | | | | | | | | | | |
| Terizidone# | 2 | 2 | 4.74 | 3.59 | 5.88 | 9 | 9 | 39.60 | 18.00 | 67.98 |
| Cycloserine# | 11 | 11 | 0.66 | 0.48 | 6.81 | 25 | 23 | 15.90 | 2.07 | 280.14 |
| Clofazimine | 8 | 8 | 0.75 | 0.41 | 11.10 | 27 | 25 | 2.23 | 0.15 | 3.76 |
| Group C | | | | | | | | | | |
| Delamanid | 6 | 6 | 8.52 | 8.04 | 83.48 | 18 | 16 | 128.04 | 12.92 | 190.56 |
| Meropenem | 3 | 3 | 8.88 | 5.79 | 16.68 | 25 | 24 | 26.91 | 7.77 | 126.09 |
| Imipenem | 4 | 4 | 14.64 | 10.28 | 17.36 | 21 | 19 | 23.40 | 8.28 | 127.48 |
| Amoxicillin/Clavulanic acid | 7 | 7 | 0.20 | 0.15 | 0.81 | 29 | 26 | 0.63 | 0.15 | 5.88 |
| Streptomycin | 2 | 2 | 0.20 | 0.02 | 0.39 | 15 | 11 | 6.50 | 0.90 | 76.79 |
| Amikacin | 7 | 7 | 1.18 | 0.26 | 2.76 | 30 | 28 | 10.10 | 2.42 | 246.76 |
| Ethionamide§ | 3 | 3 | 0.40 | 0.32 | 0.80 | 13 | 10 | 28.36 | 4.40 | 33.48 |
| Prothionamide§ | 8 | 8 | 0.36 | 0.28 | 1.84 | 14 | 14 | 5.36 | 0.76 | 9.68 |
| PAS acid | 8 | 5 | 2.46 | 0.24 | 3.72 | 15 | 15 | 49.17 | 24.81 | 74.79 |
| PAS salt | 8 | 5 | 3.78 | 2.46 | 17.94 | 2 | 2 | 46.02 | 27.81 | 64.23 |
| Other | | | | | | | | | | |
| Rifabutin | 2 | 1 | 1.56 | 1.56 | 1.56 | 25 | 22 | 7.40 | 3.18 | 23.56 |
| Rifapentine | 2 | 2 | 3.18 | 3.12 | 3.24 | 4 | 3 | 52.26 | 4.80 | 53.10 |
| Pretomanid | 0 | 0 | | | | 4 | 3 | 33.02 | 27.90 | 44.62 |
| Capreomycin | 6 | 6 | 2.77 | 1.64 | 3.08 | 14 | 11 | 43.77 | 3.22 | 97.00 |
| Kanamycin | 5 | 5 | 2.16 | 0.52 | 4.00 | 5 | 3 | 31.80 | 5.56 | 31.80 |

* drug availability data are from 43 countries, drug cost calculation is based on data from 41 countries, not including Malta and Israel; † daily drug dosage used for calculation of treatment cost: isoniazid 300 mg/d; rifampicin 600 mg/d; pyrazinamide 2000 mg/d; ethambutol 1200 mg/d; bedaquiline 200 mg 3x week; linezolid 600 mg/d; levofloxacin 1000 mg/d; moxifloxacin 400 mg/d; clofazimine 100 mg/d; cycloserine/terizidone 750 mg/d; delamanid 200 mg/d; imipenem 2000 mg/d; meropenem 3000 mg/d; amoxicillin/clavulanic acid 1500/375 mg/d or 3000/600 mg (depending on availability); streptomycin 1000 mg/d; amikacin 1000 mg/d; ethionamide/prothionamide 1000 mg/d; PAS acid /PAS sodium salt 12 g/d; rifabutin 300 mg/d; rifapentine 900

mg/d; pretomanid 200 mg/d; capreomycin 1000 mg/d; kanamycin 1000 mg/d; [‡]bedaquiline 200 x 3 weekly: daily cost calculated as (200 mg x 3)/7 to estimate daily treatment cost; [#]cycloserine or terizidone are available in 11 (25.6%) middle income countries and 30 (69.7%) high income countries; [§]protionamide or ethionamide are available in 9 (20.9%) middle income countries and 24 (55.8%) high income countries; ^{**}rifampicin was available only as fixed dose combination in Albania and Kosovo.