

1 **Measles incidence in South Africa: a six-year review, 2015 - 2020**

2 **Short title: Measles in South Africa**

3
4 Mukhlid Yousif^{1,2*}, Heather Hong¹, Susan Malfeld¹, Sheilagh Smit¹, Lillian Makhathini¹, Tshepo Motsamai¹,
5 Dipolelo Tselana¹, Morubula Manamela¹, Mercy Kamupira^{3,4}, Elizabeth Maseti⁵, Kennedy Otwombe^{6,7},
6 Kerrigan McCarthy^{1,7}, Melinda Suchard^{1,8}

7 ¹ Centre for Vaccines and Immunology, National Institute for Communicable Diseases, National Health
8 Laboratory Service, Johannesburg, South Africa.

9 ² Department of Virology, School of Pathology, Faculty of Health Sciences, University of the
10 Witwatersrand, Johannesburg, South Africa.

11 ³ World Health Organization, Pretoria, South Africa.

12 ⁴ UNICEF, Pretoria, South Africa

13 ⁵ Child, Youth and School Health, National Department of Health, Pretoria, South Africa.

14 ⁶ Perinatal HIV Research Unit, Chris Hani Baragwanath Academic Hospital, University of the
15 Witwatersrand, Johannesburg, South Africa

16 ⁷ School of Public Health, Faculty of Health Sciences, University of the Witwatersrand, Johannesburg,
17 South Africa

18 ⁸ Department of Chemical Pathology, School of Pathology, University of the Witwatersrand,
19 Johannesburg, South Africa.

20 *** Corresponding author**

21 Dr Mukhlid Yousif
22 Centre for Vaccines and Immunology
23 National Institute for Communicable Diseases
24 Researcher, Virology department

25 Faculty of Health Sciences

26 University of the Witwatersrand

27 Tel: +27 11 386 6461

28 Email: mukhlidy@nicd.ac.za

29

30 **Keywords:** vaccination, incidence rate, rash, vaccine, elimination, febrile

31

32

33 **Abstract**

34 In 2012 the World Health Organization (WHO) aimed to eliminate measles in five regions by 2020. This
35 retrospective descriptive study reviewed measles surveillance data in South Africa for the period 2015 -
36 2020 to document the epidemiology of measles and the progress made towards meeting the 2020
37 measles elimination goal.

38 A total of 22,578 specimens were tested over the period 2015 - 2020 yielding 401 (1.8%) confirmed
39 measles cases, 321 (1.4%) compatible and 21,856 (96.8%) discarded cases. The most affected age group
40 was 0-4 year olds. At the provincial level, South Africa achieved adequate surveillance, defined as more
41 than two cases of febrile rash notified annually per 100 000 population, except for KwaZulu-Natal and
42 Limpopo in 2020, probably due to COVID-19 lockdown restrictions. Of confirmed cases, only 26% were
43 vaccinated, 3% were too young to receive vaccines, 5% were not vaccinated, and 65% had vaccination
44 status unknown. Measles vaccine effectiveness amongst 1-4 year olds was 80%. Using the standard case
45 definition, South Africa achieved the measles elimination target of less than one case per one million
46 nationally in years 2015, 2016 and 2020. The years 2017 to 2019 had incidence rates exceeded one per
47 million nationally. Using a narrow case definition, that excluded positive rubella cases, improved the
48 indicators with only the year 2017 having an incidence rate of more than one per million.

49 South Africa displays intermittent measles outbreaks approximately six-yearly interspersed by inter-
50 epidemic periods in which the country meets measles elimination targets. Intense effort is needed to
51 increase the vaccine coverage to avoid periodic outbreaks. Enhanced molecular testing of each case will
52 be required as measles incidence declines regionally.

53

54

55 **Introduction**

56 Measles is a highly contagious airborne disease that affects the upper respiratory tract. Measles is caused
57 by the rubeola virus, a member of the *Morbillivirus* genus, *Paramyxoviridae* family (1). Transmission
58 occurs through direct contact with infectious droplets or by airborne spread when an infected person
59 breathes, coughs, or sneezes. After exposure, the first sign of measles is usually a high fever, followed by
60 runny nose, cough and rash (2). In young children less than five years , around 30% of measles infections
61 can lead to complications such as diarrhoea, otitis media, pneumonia, encephalitis, seizures and death
62 (3).

63 Before the development of a measles vaccine in the 1960s, measles was a leading cause of morbidity and
64 mortality (4). Measles was responsible for more than two million deaths annually (5). Despite the
65 availability of the vaccine, measles remains a leading cause of death in children under five years of age
66 (6). Measles outbreaks still occur in countries where vaccination coverage is low (7). According to the
67 WHO, in 2018, more than 140,000 people died due to measles, of which at least one third were in Africa
68 (7). In 2012, the WHO updated the measles elimination initiative aiming to eliminate measles by 2020 in
69 at least five of six global regions (8). The WHO defined the elimination of measles as the absence of
70 indigenous measles cases in a certain geographic region for up to 12 months in the presence of a high-
71 quality surveillance system (ref?). The WHO also requires national measles vaccination coverage of 95%
72 in all districts with two doses of measles vaccine per child. At least 80% of districts should investigate one
73 or more suspected cases within a year and should report a non-measles rash illness rate of at least two
74 cases per 100, 000 nationally (9).

75 In South Africa, the measles vaccine is available in single antigen formulation in the public sector or in
76 combination format with mumps and rubella antigens (MMR) in private sector. In 1975, the measles
77 vaccine was first administered as one dose at nine months of age. In 1995, when the immunization

78 programme was expanded, a second dose was added at 18 months. In 2016, the schedule changed to
79 earlier administration at 6 and 12 months of age (10). Post the introduction of the expanded programme
80 of immunization, several measles outbreaks have occurred. Between 2003 and 2005, an outbreak
81 occurred with 1,676 cases reported (11). In 2009-2010, a large outbreak occurred with 18,431
82 documented cases (12). In 2017, a small outbreak occurred with measles cases detected in Western Cape,
83 Gauteng and Kwazulu-Natal provinces, with a total number of 186 infected (10). In 2019, a cluster of
84 measles infection in four siblings who travelled to Georgia was detected in Cape Town (13).
85 Correspondingly, between 2012 and 2017 the measles 1st dose measles vaccination coverage in South
86 Africa averaged 71.7%, while measles 2nd dose vaccination averaged 68.8% (14). Since then, measles 2nd
87 dose coverage increased to 76.4% in 2018 but remains below the 95% coverage level required for
88 elimination, thus sporadic cases still occur.

89 As part of febrile rash surveillance, any suspected case of measles seen by a clinician should be notified
90 within 24 hours and a blood specimen should be collected and sent to the National Institute for
91 Communicable Diseases (NICD) for testing. Febrile rash cases thus comprise multiple aetiologies, the
92 common of which in the South African setting is rubella. In this manuscript we review the febrile
93 surveillance data for the period 2015 to 2020, to document the epidemiology of measles in South Africa,
94 and the progress made towards national measles elimination. Rubella incidence has been previously
95 reported (Hong et al, submitted)

96 **Methods**

97 Study design

98 A retrospective descriptive study was conducted to review measles surveillance data in South Africa for
99 the period 2015- 2020 to document the epidemiology of measles and the progress made towards
100 meeting the 2020 measles elimination goal. Ethical approval was obtained from the Human Research

101 Ethics committee of the University of the Witwatersrand, under: “essential communicable disease
102 surveillance and outbreak investigation activities of the National Institute for Communicable Disease of
103 (NICD) of South Africa”.

104 Case-based Surveillance

105 For all suspected measles cases meeting the case definition of febrile rash with at least one of the
106 symptoms; cough, coryza or conjunctivitis, or in any patient in whom a clinician suspected measles, a case
107 investigation form (CIF) was required to be filled and sent to the NICD along with a serum sample. Throat
108 swab and/ or urine samples were not routinely collected during this period.

109 Specimen testing

110 All serum samples were tested for measles immunoglobulin M (IgM) and rubella IgM using a commercial
111 Enzyme-Linked Immunosorbent Assay (ELISA) according to manufacturer instructions. For the period 2015
112 to 2017, sera were tested using Enzygnost® kits (Siemens AG, Erlangen, Germany). For the period 2018 to
113 2020, sera were tested using Euroimmun® kits (Euroimmun AG, Luebeck, Germany). A second specimen
114 was requested following any equivocal results for measles IgM. From the period 2017 to 2020, all sera
115 that tested positive or equivocal for measles IgM were also tested for the presence of measles virus
116 genome by RT-PCR. Ideally, the specimens of choice for measles RT-PCR are throat swabs and urine
117 specimens, however, sera occasionally yield positive results. Measles genotyping to differentiate wild
118 from vaccine strains was conducted for any RT-PCR positive samples (RT-PCR cycle threshold (CT) value
119 <35). Genotyping was performed by amplifying 450 nucleotides of the nucleocapsid region followed by
120 sequencing and phylogenetic analysis (15).

121 Case Classification

122 Based on the laboratory and epidemiological investigations, suspected measles cases were classified as
123 follows: (i) discarded, when the case did not meet the clinical or laboratory definition (measles IgM

124 negative, vaccine-associated [within five weeks of measles vaccine, or had vaccine strain present]) (ii)
125 compatible, when the case met the clinical case definition, was not epidemiologically linked, but no blood
126 specimen was received, or blood specimen was equivocal (iii) confirmed, when the case was
127 laboratory-confirmed (measles IgM positive and/or PCR positive). In this study we only report on the
128 laboratory-confirmed cases and do not further discuss the compatible cases, due to the heterogeneous
129 nature of febrile rash aetiology in years with no large measles outbreaks.

130 In South Africa rubella virus is endemic and rubella vaccination is not part of the expanded
131 programme of immunization. The most common cause of febrile morbilliform rash in our setting is
132 therefore rubella. Cross-reactive measles serology is well described, where measles IgM may be falsely
133 elevated during intercurrent infection with rubella (16). Due to overlapping clinical symptoms, such cases
134 are usually classified as both “confirmed measles” and “confirmed rubella” cases due to the difficulty of
135 excluding a measles diagnosis and the need to err on the side of caution regarding early measles outbreak
136 response. We have therefore reported our laboratory confirmed measles cases using two definitions –
137 firstly all laboratory-confirmed measles cases (standard definition as per WHO guidelines), secondly after
138 exclusion of cases that were dual positive for rubella IgM (narrow definition).

139 Data analysis

140 Data were captured and analyzed in Microsoft Excel 2016. A descriptive analysis was performed.
141 Categorical data were reported as frequencies or percentages, while continuous data were reported as
142 median and interquartile range (IQR).

143 Vaccine effectiveness

144 Vaccine effectiveness was determined using the narrow case definition to exclude confounding by rubella
145 cases. Vaccine effectiveness was calculated among 1-4 year olds, only due to predominantly missing

146 vaccine information in older age groups. Vaccine efficacy (VE) was estimated using the formula $VE = ((ARU -$
147 $ARV)/ARU) * 100$ where ARU was the measles attack rate in the unvaccinated population and ARV was
148 the measles attack rate in the vaccinated population. Factors associated with measles infection were
149 determined by univariate and multivariate logistic regression. Analysis was conducted for cases occurring
150 up to 2016 and after 2016, due to the vaccine schedule change that occurred in 2016. Statistical analysis
151 was conducted using SAS Enterprise Guide 7.15 (SAS Institute, Cary, NC, USA) assuming a 0.05 level of
152 significance.

153 **Results**

154 Of the 22,578 patients tested over the period 2015 - 2020, 11,179 (49.5%) were males, 10,782 (47.8%)
155 were females and 617 (2.7%) had unknown sex. The median age was 5.0 (IQR 3.0-8.0) years. Measles IgM
156 tested positive in 465 (2.1%) samples, equivocal in 433 (1.9%) and negative for 21,386 (94.7%) samples.
157 Over the period between 2017 to 2020, 454 real-time PCR tests were performed, of which 143 (31.5%)
158 were positive. Among the PCR positive cases, 40 specimens were subjected to a genotyping assay, of
159 which 39 were determined as genotype D8 and one specimen was genotype B3, which was an imported
160 case from Saudi Arabia (10).

161 Of the total of 899 cases that tested positive or equivocal for measles IgM and/or positive for measles
162 PCR, 401 (44.6%) were classified as laboratory-confirmed measles cases, 321 (35.7%) were compatible,
163 and 166 (18.5%) were discarded. Of the confirmed cases 28.9% (116/401) also tested positive for rubella
164 IgM.

165 **Figure 1** shows the trend of confirmed measles cases over the six years (2015 - 2020). Measles cases
166 ranged from 0 to 14 per month, with exception of 2017, in which confirmed cases ranged from 3 to 28 per
167 month, corresponding with an outbreak (**Figure 1A**). After excluding rubella positive cases, measles cases
168 ranged from 0 to 7 per month except in 2017 (**Figure 1B**). Measles cases occurred mostly in the age group

169 of 0-4 years (n=148, 37.0%), and 20-44 years (n=105, 26.2%) (**Figure 2**). The age-standardized incidence
 170 rates showed that the group 0-4 years had the highest incidence rates (**Table 1**). The sex distribution
 171 among the age groups did not show any significant pattern.

172 **Figure 1 caption:** Monthly incidence of measles infection in South Africa during 2015-2020. **Figure 1A**
 173 shows confirmed measles cases including rubella positive cases. **Figure 1B** shows confirmed measles cases
 174 excluding rubella cases. **Figure 2 captions:** Age and sex distribution among measles cases identified during
 175 2015-2020. **Figure 2A** includes cases dual positive for rubella IgM. **Figure 2B** shows cases excluding rubella
 176 IgM positive cases.

177 **Table 1: Age-specific incidence rates of laboratory-confirmed measles in South Africa, 2015-**
 178 **2020**

Age group	Measles cases	Population	Rate per million population	
			Standard case definition (Including dual positive for rubella)	Narrow case definition (Excluding positive rubella)
2015				
0_4	14	5,936,350	2.4	2.2
5_9	1	5,537,225	0.2	0.0
10_14	1	5,138,468	0.2	0.2
15_19	0	5,124,373	0	0.0
20_44	3	21,822,066	0.1	0.1
>45	2	11,398,439	0.2	0.2
Total	21	54,956,921	0.4	0.3
2016				
0_4	5	5,862,896	0.9	0.9
5_9	3	5,761,111	0.5	0.3
10_14	0	5,183,234	0	0.0
15_19	1	4,873,874	0.2	0.2
20_44	8	22,659,494	0.4	0.3
>45	1	11,568,256	0.1	0.1
Total	18	55,908,865	0.3	0.3
2017				
0_4	51	5,866,573	8.7	7.8
5_9	31	5,76,4576	5.4	3.5
10_14	18	5,093,681	3.5	3.3

15_19	22	4,592,001	4.8	4.4
20_44	73	23,439,277	3.1	3.1
>45	8	11,765,840	0.7	0.7
Total	203	5,652,1948	3.6	3.2
2018				
0_4	41	5,928,951	6.9	3.0
5_9	14	5,862,081	2.4	0.3
10_14	0	5,252,485	0	0.0
15_19	0	4,733,790	0	0.0
20_44	9	23,681,676	0.4	0.3
>45	1	12,266,622	0.1	0.1
Total	65	57,725,605	1.1	0.5

179

Age group	Measles cases	Population	Rate per million population	
			Standard case definition (Including dual positive for rubella)	Narrow case definition (Excluding positive rubella)
2019				
0_4	31	5,733,946	5.4	1.9
5_9	12	5,737,439	2.1	0.0
10_14	5	5,427,902	0.9	0.4
15_19	4	4,660,002	0.9	0.9
20_44	12	24,137,303	0.5	0.2
>45	3	13,078,429	0.2	0.2
Total	67	5,877,5021	1.1	0.4
2020				
0_4	6	5,743,450	1.0	0.7
5_9	13	5,715,952	2.3	0.5
10_14	2	5,591,553	0.4	0.4
15_19	1	4,774,579	0.2	0.2
20_44	0	24,418,106	0.0	0.0
>45	0	13,378,710	0.0	0.0
Total	22	59,622,350	0.4	0.2

180 Blocks shaded in grey show incidence rates that exceeded one case per million population. Population
 181 figures as per mid-year population estimates 2020 (statistics South Africa, 2020). Measles cases shown
 182 in column two were all laboratory-confirmed.

183 Gauteng province had the highest number of confirmed measles cases (n=141, 35.2%) followed by
 184 KwaZulu-Natal (n=95, 23.7%), Western Cape (n=67, 16.7%), Eastern Cape (n=28, 7.0%), North West (n=26,
 185 6.5%), Free State (n=13, 3.2%), Mpumalanga (n=11, 2.7%), while Northern Cape, and Limpopo had the
 186 least number of cases (n=10, 2.1%). To understand the provincial incidence rates we calculated the
 187 number of cases per million population by using the population midyear estimates (17) (**Table 2**).

188

189 **Table 2: Provincial incidence rates of laboratory-confirmed measles during 2015-2020**

Year	2015		2016		2017		2018		2019		2020	
	Standard	Narrow	Standard	Narrow	Standard	Narrow	Standard	Narrow	Standard	Narrow	Standard	Narrow
Eastern Cape	0.4	0.4	0.0	0.0	0.9	0.8	0.6	0.2	1.3	0.0	0.9	0.3
Free State	0.4	0.4	0.0	0.0	0.3	0.3	1.7	1.0	1.4	0.3	0.7	0.0
Gauteng	0.5	0.5	0.7	0.7	6.3	6.1	0.9	0.6	0.9	0.5	0.6	0.4
KwaZulu-Natal	0.2	0.1	0.3	0.3	4.8	4.1	1.9	0.7	1.1	0.3	0.3	0.2
Limpopo	0.2	0.0	0.0	0.0	0.5	0.5	0.5	0.5	0.5	0.3	0.0	0.0
Mpumalanga	0.0	0.0	0.2	0.2	0.7	0.2	1.1	0.7	0.2	0.2	0.2	0.0
North West	0.3	0.3	0.3	0.3	3.1	2.6	0.8	0.3	7.1	1.6	0.0	0.0
Northern Cape	2.5	2.5	0.0	0.0	0.0	0.0	2.4	0.0	0.5	0.0	1.5	0.8
Western Cape	0.8	0.8	0.6	0.3	5.4	5.5	1.2	0.3	2.0	1.3	0.1	0.0
South Africa	0.4	0.4	0.3	0.3	3.6	3.2	1.1	0.5	1.2	0.4	0.4	0.2

190 Incidence rate per one million population in each province using wide and narrow case definition. The standard definition for measles infection
 191 included measles IgM or RT-PCR positive cases with dual positive IgM serology for rubella, while the narrow definition excluded cases with
 192 positive rubella IgM serology. Blocks shaded in grey indicate rates of more than one, which are higher than the WHO pre-elimination target.

193

194

195

196 The WHO elimination goal of less than one measles case per one million population was achieved in each
 197 province in 2015, 2016 and 2020, except in Northern Cape in 2015. However, in the years 2017, 2018 and
 198 2019 many provinces had more than one case per million (**Table 2**). Repeating the same analysis excluding
 199 cases in which rubella IgM was dual positive yielded incidence rates above one per million in 2017 in most
 200 provinces, and in Free State in 2018, North West and Western Cape in 2019 (**Table 2**).

201 According to the WHO, surveillance adequacy should be measured by the number of non-measles febrile
 202 rash illness cases reported per 100,000 population. More than two cases per 100,000 population is
 203 required for adequate surveillance. Using this indicator, South Africa achieved adequate surveillance
 204 indicator target throughout 2015 – 2020, except in KwaZulu-Natal and Limpopo in 2020, corresponding
 205 to the lockdown imposed due to the COVID-19 restrictions (**Table 3**).

206 **Table 3: Surveillance adequacy per province during 2015-2020**

Province	2015	2016	2017	2018	2019	2020
Eastern Cape	8.49	4.26	4.72	8.31	7.73	2.0
Free State	5.07	2.34	5.27	3.22	6.82	2.3
Gauteng	7.81	7.85	11.77	5.25	6.08	2.0
KwaZulu-Natal	3.78	2.36	12.15	8.85	4.79	1.4
Limpopo	3.68	4.60	6.61	2.54	2.54	1.0
Mpumalanga	8.12	5.94	14.09	6.76	7.21	3.4
North West	8.34	4.77	9.60	4.75	85.53	2.8
Northern Cape	26.06	11.50	27.76	13.14	2.83	3.9
Western Cape	7.94	3.72	13.21	7.31	10.07	2.9
South Africa	7	4.9	10.7	6.4	7.7	2.1

207 Non-measles febrile rash surveillance per 100,000 population in each province. Blocks shaded in grey
 208 indicate rates less than two, which are lower than the WHO recommended minimum febrile rash case
 209 target.

210

211 Additional indicators showed only 105 (26%) of laboratory-confirmed cases were measles vaccinated, 22
 212 (5%) were not measles vaccinated, 14 (3%) were too young (< 6 months) for measles vaccination, and
 213 measles vaccination status of 260 (65%) were unknown. Among the group in which measles vaccination

214 was reported, 25 (24%) received only one dose, 53 (50%) had two or more doses, and 28 (27%) had an
215 unknown number of doses. Repeating this analysis after exclusion of cases who were dual positive for
216 rubella IgM, only 45 (16%) were vaccinated, of which 17 (41%) had two doses. Among measles negative
217 samples, measles vaccination status was unknown in 13887 (63%) of cases. CIFs were submitted with
218 specimens in 192 (48%) cases, unique EPID numbers were submitted in 204 (51%) cases, and only 141
219 (35%) cases had both CIF and unique EPID number (**Table 4**).

220

221 **Table 4: Surveillance indicators for laboratory-confirmed measles and non-measles cases**

Status		Confirmed measles cases (standard definition) (n=401)	%	Confirmed measles cases (narrow case definition) (n=285)	%	non-measles (22,177)	%
Measles vaccination	Too young <6 m	14	3	7	2	713	3
	Unknown	260	65	219	77	13,887	63
	Yes	105	26	45	16	7,327	33
	No	22	5	14	5	250	1
Measles vaccine doses	1	25	24	19	42	726	10
	2 or more	53	50	17	38	4,628	63
	Unknown	28	27	5	11	1,972	27
Case investigation form		192	48	118	41	10,853	49
Epidemiological number		204	51	124	44	11,343	51
Case investigation form and epidemiological number		141	35	84	29	7,444	34

222 Standard case definition included all laboratory-confirmed (IgM positive or PCR positive) measles cases, including those dual positive for rubella
 223 IgM. Narrow case definition included all laboratory-confirmed (IgM positive or PCR positive) measles cases, excluding those dual positive for
 224 rubella IgM. Non-measles cases are febrile rash cases that tested negative for measles.

225

226

227 Over the period of 2015 - 2020, South Africa failed to meet the WHO recommendation for immunization
228 coverage target of children under one-year-old. South Africa had less than 95% coverage in all provinces
229 over the period 2015-2019 except Gauteng in 2015. Vaccination coverage was below 90% in three districts
230 in South Africa between November 2020 and January 2021 (19). Of note, vaccination coverage was the
231 lowest in 2017, corresponding with the 2017 measles outbreak (18).

232 Of the 22,587 febrile rash cases, there were 8,127 (36.0%) aged 1-4 years old with the majority being
233 females (**Table 5**).

234

235 **Table 5: Factors associated with measles diagnosis among children 1-4 years old**

	Overall	Measles cases	Univariate OR (95% CI)	p-value	Multivariate OR (95% CI)	p-value
Gender, n (%)						
Male	4411 (54.28)	24/4079 (0.59)	Ref		Ref	
Female	3716 (45.72)	35/3393 (1.03)	1.76 (1.05-2.97)	0.0334	2.06 (1.20-3.55)	0.0090
Vaccinated, n (%)						
Yes	3575 (98.08)	20/3321 (0.60)	Ref		-	
No	70 (1.92)	2/68 (2.94)	5.00 (1.15-21.84)	0.0323	-	
Number of measles vaccines, n (%)						
1 dose	329 (12.35)	4/303 (1.32)	2.60 (0.822-8.207)	0.1041	-	
2 doses	2334 (87.65)	11/2146 (0.51)	Ref		-	
Vaccination year, n (%)						
< 2016	1814 (50.74)	6/1774 (0.34)	Ref		-	
≥ 2016	1761 (49.26)	14/1547 (0.90)	2.323 (1.299-4.152)	0.0045	-	
Age years median (IQR) (n)	3 (2-4) (n=7904)	2 (1-3) (n=56)	0.671 (0.529-0.852)	0.0010	0.668 (0.526-0.847)	0.0009

236

237

238 Overall, the median (IQR) age of febrile rash cases was 3 (2-4) years whereas that of those with measles
239 was 2 (1-3) years. Multivariate logistic regression showed that compared to males, females had a higher
240 odds of measles infection (OR: 2.06, 95% CI: 1.20-3.55, $p=0.009$) whereas each year of age reduced the
241 odds of infection (OR: 0.67, 95% CI: 0.53-0.85, $p=0.0009$). The measles vaccine effectiveness among 1-4
242 year olds was 80%. On univariate analysis, the odds of measles cases being unvaccinated compared with
243 vaccinated was 5.00 (95%CI: 1.15-21.84, $p=0.0323$) although measles vaccination status was no longer a
244 significant predictor of measles infection on multivariate analysis. Using univariate analysis, the
245 probability of infection with measles after vaccination was higher after 2016 compared to the previous
246 programme before 2016 ($p=0.0045$), although the vaccination year was no longer significant on
247 multivariate analysis.

248 Discussion

249 In this review, we aimed to evaluate the level of South Africa's readiness to eliminate measles. We
250 reviewed six years' retrospective data from the national surveillance programme for febrile rash illness.
251 Between the years 2015 to 2020, a total of 285 confirmed measles cases (excluding rubella infections)
252 were detected in South Africa, with the highest incidence rate of 6.1 cases per million detected in 2017 in
253 Gauteng province, while the lowest incidence rate of infection was zero detected in many provinces in
254 multiple years (**Table 2**).

255 Younger children aged from 0-4 years were the most affected age group. Stratified by population figures,
256 the highest incidence rate was in the age group of 0-4 years at 7.8 per million in 2017, 3.0 per million in
257 2018, and 1.9 per million in 2019, however in 2017 all age groups had had high incidence rates, with many
258 adult cases, due to the outbreak that affected the country (**Table 1**). In 2017, one death was reported
259 (ref?) but outcome data for most cases was not available.

260 In the past six years, South Africa had a good surveillance system in place, evidenced by the adequate
261 non-measles rash surveillance rate of more than 2.0 per 100,000 population in all provinces from 2015 to
262 2020, except in 2020 in KwaZulu-Natal and Limpopo, which had a rate of 1.4 and 1.0 per 100,000
263 respectively. This reduction of the rate of non-measles rash surveillance was probably due to the
264 lockdown from March to August imposed because of the COVID-19 pandemic, resulting in reduced health-
265 seeking behavior but also lowering the transmission of respiratory-borne viruses. The non-measles rash
266 surveillance in South Africa in 2020 was 2.1 per 100,000, still above the recommended threshold.

267 On the other hand, certain indicators were poorly performed such as the completion of CIF, assignment
268 of unique EPID number, and completion of vaccination information of confirmed and discarded measles
269 cases. In addition, the national immunization coverage of vaccination in all provinces did not reach 95%
270 coverage (18). Imperfect vaccine coverage explains the circulation of measles cases.

271 Interestingly, choice of the measles case definition plays an important role in evaluating the status of
272 South Africa's measles elimination goals. Using the standard case definition, South Africa only achieved
273 the elimination target of an incidence rate of less than one case per one million nationally in the years
274 2015, 2016 and 2020. The years 2017 to 2019 had incidence rates greater than one per million nationally.
275 Conversely, using a narrow case definition that excluded positive rubella cases from the analysis improved
276 the indicators. Only the year 2017 had an incidence rate of more than one per million. In years 2018 and
277 2019 South Africa kept the incidence rate below one, which means the country is approaching achieving
278 the measles elimination goals. In the year 2020, all provinces had had a rate below one per million
279 populations, which could be explained by COVID-19 restrictions and interruption of the spread of
280 respiratory illnesses generally due to social distancing, increased hygiene measures and lockdowns, or by
281 hesitation in seeking medical services during lockdown periods.

282 While we cannot definitively conclude that all dual positive measles and rubella samples were due to
283 rubella rather than measles, rubella is more common in the South African setting, and therefore the
284 positive predictive value of a positive rubella IgM result is higher than the positive predictive value of a
285 positive measles IgM result. With relatively few measles cases diagnosed, additional confirmatory tests
286 are required to confirm measles positive results, thus our results excluding the dual positive cases is likely
287 the more accurate estimate.

288 Conducting measles and rubella serology on all samples is a strength of our study and allowed us to
289 differentiate between samples positive only for measles and those positive for both measles and rubella.
290 Cross-reactive serology occurs reasonably uncommonly using the ELISA methodology, however, the
291 influence of false-positive serology can form a large proportion of cases when overall measles numbers
292 are low and rubella numbers high. Of note, cross-reactive measles and rubella serology has been reported
293 with most commercial assays (16) (20)(21) and likely represents biological increases in polyclonal antibody
294 titres in patients *in vivo*, rather than *in vitro* flaws of the diagnostic kits. Such challenges indicate the need
295 for improved molecular diagnostics for routine measles surveillance in South Africa, necessitating future
296 collection of throat swabs, urine samples or other suitable samples for confirmatory measles molecular
297 testing. Rubella vaccine introduction to South Africa is likely within the next few years and may alleviate
298 testing ambiguities.

299 Using the narrow case definition, which excluded the rubella positive cases, measles vaccine effectiveness
300 in South Africa was determined as 80% among children aged between 1-4 years old. This is low compared
301 to other studies that reported vaccine effectiveness of 95%, using large datasets (22) (23). Our results also
302 showed that the odds of being vaccinated and having measles was higher prior to 2016, when children
303 received vaccine at 9 months and 18 months, compared to post 2016 when children receive the vaccine
304 at 6 months and 12 months. Early vaccination might blunt the immune response to subsequent measles
305 vaccine doses (24). Ongoing evaluation of vaccine effectiveness with the new schedule is warranted. A

306 confounder of these results may be that the measles cases in our dataset occurred mostly during the 2017
307 outbreaks, resulting in most measles cases in our dataset occurring after 2017. Our work is also limited by
308 missing information in our programmatic data, particularly the number of respondents with available
309 information on measles vaccination status and of doses. Nevertheless, our program data provides a good
310 reflection of the impact of the vaccine program in a routine setting.

311 In conclusion, the results of this study suggested that more effort is needed to increase the vaccine
312 coverage in the country as well as the completion of indicators including clinical investigation form, unique
313 EPID number and information on vaccination status in febrile rash cases. Improvements in laboratory
314 confirmatory measles diagnostic assays will also be required to meet the goals for measles elimination.
315 Moreover, catch-up vaccinations will be needed to fill the gaps particularly following the COVID-19
316 pandemic in which many children missed their routine immunizations.

317 **Funding**

318 There was no specific research funding for this study.

319

320 **Authors contributions**

321 MY: performed data curation, performed analysis, wrote manuscript, edit and reviewed manuscript. HH:
322 co-conceptualized study, performed data curation, reviewed manuscript. SM: performed data curation,
323 reviewed manuscript. SS: performed data curation, reviewed manuscript. LM: performed data curation,
324 review manuscript. TM: performed data curation, reviewed manuscript. DT: performed data curation,
325 reviewed manuscript. MM: performed data curation, reviewed manuscript. MK: performed data
326 curation, reviewed manuscript. EM: performed data curation, reviewed manuscript. KO: performed
327 analysis, reviewed manuscript. KM: performed analysis, reviewed manuscript. MS: co-conceptualized study,
328 performed analysis, reviewed manuscript.

329

330 **Acknowledgements**

331 We acknowledge the support and contribution by the provincial expanded programme on Immunisation
332 coordinators, and the provincial communicable disease control teams, notifiable medical conditions
333 teams. We also thank the staff of Center for Vaccines and Immunology at the NICD.

334
335
336
337
338
339
340
341
342
343
344
345
346
347
348
349
350
351
352
353
354
355
356
357

References

1. Rima BK, Duprex WP. Morbilliviruses and human disease. *J Pathol A J Pathol Soc Gt Britain Irel.* 2006;208(2):199–214.
2. Battegay R, Itin C, Itin P. Dermatological Signs and Symptoms of Measles: A Prospective Case Series and Comparison with the Literature. *Dermatology [Internet].* 2012;224(1):1–4. Available from: <https://www.karger.com/DOI/10.1159/000335091>
3. CDC. Measles [Internet]. 2020. Available from: <https://www.cdc.gov/vaccines/pubs/pinkbook/meas.html#measles>
4. Moss WJ. Measles. *Lancet [Internet].* 2017;390(10111):2490–502. Available from: <http://www.sciencedirect.com/science/article/pii/S0140673617314630>
5. WHO. Measles and Rubella Global Strategic Plan 2012-2020 Midterm Review [Internet]. 2015. Available from: https://www.who.int/immunization/sage/meetings/2016/october/1_MTR_Report_Final_Color_Sept_20_v2.pdf
6. WHO. Measles, fact sheet [Internet]. 2019. Available from: <https://www.who.int/news-room/fact-sheets/detail/measles>
7. WHO. Joint News Release: More than 140,000 die from measles as cases surge worldwide [Internet]. 2019. Available from: <https://www.who.int/news/item/05-12-2019-more-than-140-000-die-from-measles-as-cases-surge-worldwide>
8. WHO. Global measles and rubella strategic plan: 2012. 2012;
9. Masresha B, Luce R, Shibeshi M, Katsande R, Fall A, Okeibunor J, et al. Status of measles elimination in eleven countries with high routine immunisation coverage in the WHO African region. *J Immunol Sci.* 2018;140.
10. Hong H, Makhathini L, Mashele M, Malfeld S, Motsamai T, Sikhosana L, et al. Annual measles and

- 358 rubella surveillance review, South Africa, 2017. Natl Inst Commun Dis Public Heal Surveill Bull.
359 2017;16(2):64–77.
- 360 11. McMorrow ML, Gebremedhin G, Van den Heever J, Kezaala R, Harris BN, Nandy R. Measles
361 outbreak in South Africa, 2003-2005. South African Med J. 2009;99(5).
- 362 12. Ntshoe GM, McAnerney JM, Archer BN, Smit SB, Harris BN, Tempia S, et al. Measles outbreak in
363 South Africa: epidemiology of laboratory-confirmed measles cases and assessment of
364 intervention, 2009-2011. PLoS One [Internet]. 2013/02/20. 2013;8(2):e55682–e55682. Available
365 from: <https://pubmed.ncbi.nlm.nih.gov/23437059>
- 366 13. Hong HA E. Annual measles, rubella and congenital rubella surveillance review, South Africa,
367 2019. 2020; Available from: [https://www.nicd.ac.za/wp-content/uploads/2020/06/ANNUAL-](https://www.nicd.ac.za/wp-content/uploads/2020/06/ANNUAL-MEASLES-RUBELLA-AND-CONGENITAL-RUBELLA-SURVEILLANCE-REVIEW-SOUTH-AFRICA-2019.pdf)
368 [MEASLES-RUBELLA-AND-CONGENITAL-RUBELLA-SURVEILLANCE-REVIEW-SOUTH-AFRICA-](https://www.nicd.ac.za/wp-content/uploads/2020/06/ANNUAL-MEASLES-RUBELLA-AND-CONGENITAL-RUBELLA-SURVEILLANCE-REVIEW-SOUTH-AFRICA-2019.pdf)
369 [2019.pdf](https://www.nicd.ac.za/wp-content/uploads/2020/06/ANNUAL-MEASLES-RUBELLA-AND-CONGENITAL-RUBELLA-SURVEILLANCE-REVIEW-SOUTH-AFRICA-2019.pdf) 18(1).
- 370 14. WHO. Experts caution against stagnation of immunization coverage in Africa [Internet]. 2019.
371 Available from: [https://www.afro.who.int/news/experts-caution-against-stagnation-](https://www.afro.who.int/news/experts-caution-against-stagnation-immunization-coverage-africa)
372 [immunization-coverage-africa](https://www.afro.who.int/news/experts-caution-against-stagnation-immunization-coverage-africa)
- 373 15. del Mar Mosquera M, Echevarría JE, Puente S, Lahulla F, de Ory F. Use of whole blood dried on
374 filter paper for detection and genotyping of measles virus. J Virol Methods. 2004;117(1):97–9.
- 375 16. Hübschen JM, Bork SM, Brown KE, Mankertz A, Santibanez S, Mamou M Ben, et al. Challenges of
376 measles and rubella laboratory diagnostic in the era of elimination. Clin Microbiol Infect.
377 2017;23(8):511–5.
- 378 17. statistics south africa. Mid-Year Population Estimates 2020 [Internet]. Pretoria; 2020. Available
379 from: <http://www.statssa.gov.za/?p=13453>
- 380 18. Massyn N, Day C, Ndlovu N, Padayachee T. District Health Barometer 2019/20. 2020; Available
381 from: <https://www.hst.org.za/publications/District Health Barometers/DHB 2019-20 Complete>

382 Book.pdf

- 383 19. UNICEF. Uneven routine immunization coverage threatens the health of South Africa’s youngest
384 children [Internet]. 2021. Available from: [https://www.unicef.org/southafrica/press-](https://www.unicef.org/southafrica/press-releases/uneven-routine-immunization-coverage-threatens-health-south-africas-youngest)
385 [releases/uneven-routine-immunization-coverage-threatens-health-south-africas-youngest](https://www.unicef.org/southafrica/press-releases/uneven-routine-immunization-coverage-threatens-health-south-africas-youngest)
- 386 20. Hiebert J, Zubach V, Charlton CL, Fenton J, Tipples GA, Fonseca K, et al. Evaluation of Diagnostic
387 Accuracy of Eight Commercial Assays for the Detection of Measles Virus-Specific IgM Antibodies.
388 J Clin Microbiol. 2021;59(6):e03161-20.
- 389 21. Thomas HIJ, Barrett E, Hesketh LM, Wynne A, Morgan-Capner P. Simultaneous IgM reactivity by
390 EIA against more than one virus in measles, parvovirus B19 and rubella infection. J Clin Virol.
391 1999;14(2):107–18.
- 392 22. Demicheli V, Rivetti A, Debalini MG, Di Pietrantonj C. Vaccines for measles, mumps and rubella in
393 children. Evidence-Based Child Heal A Cochrane Rev J. 2013;8(6):2076–238.
- 394 23. Di Pietrantonj C, Rivetti A, Marchione P, Debalini MG, Demicheli V. Vaccines for measles, mumps,
395 rubella, and varicella in children. Cochrane Database Syst Rev. 2020;(4).
- 396 24. Lochlainn LMN, de Gier B, van der Maas N, van Binnendijk R, Strebel PM, Goodman T, et al. Effect
397 of measles vaccination in infants younger than 9 months on the immune response to subsequent
398 measles vaccine doses: a systematic review and meta-analysis. Lancet Infect Dis.
399 2019;19(11):1246–54.

400

401

402

403

404

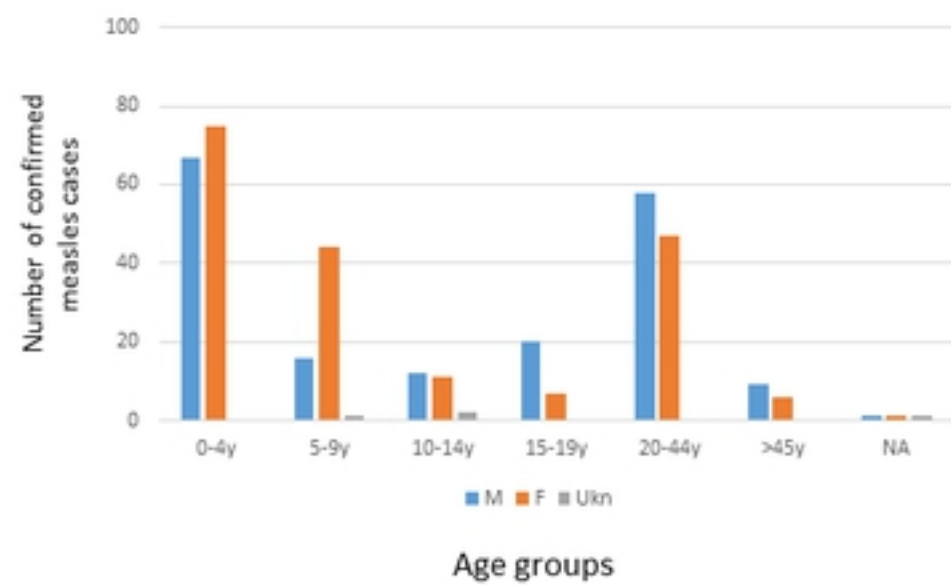


Figure 2A

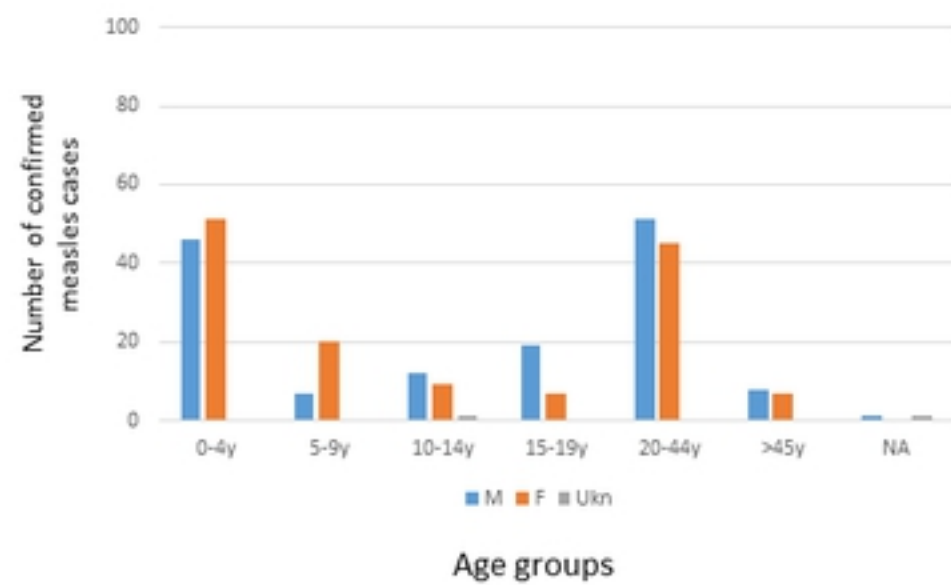


Figure 2B

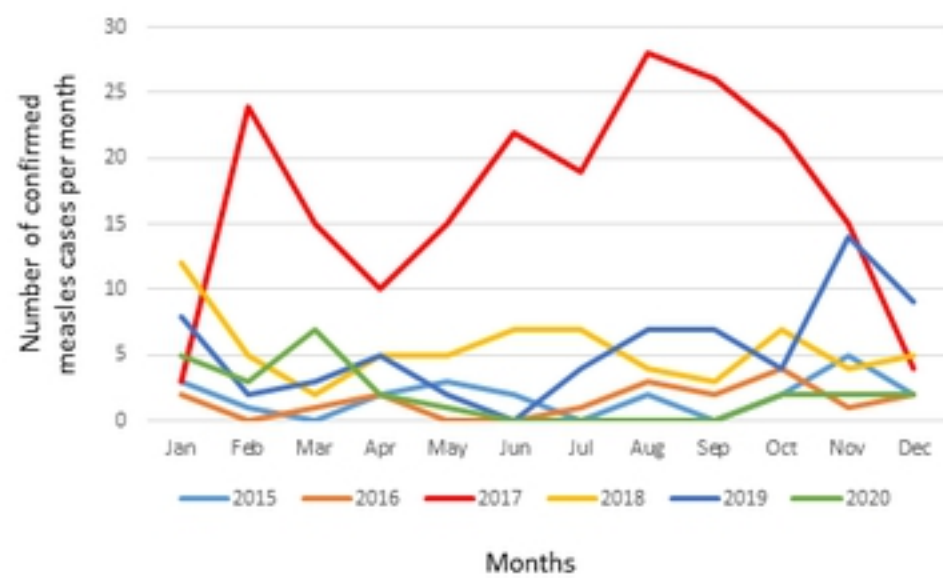


Figure 1A

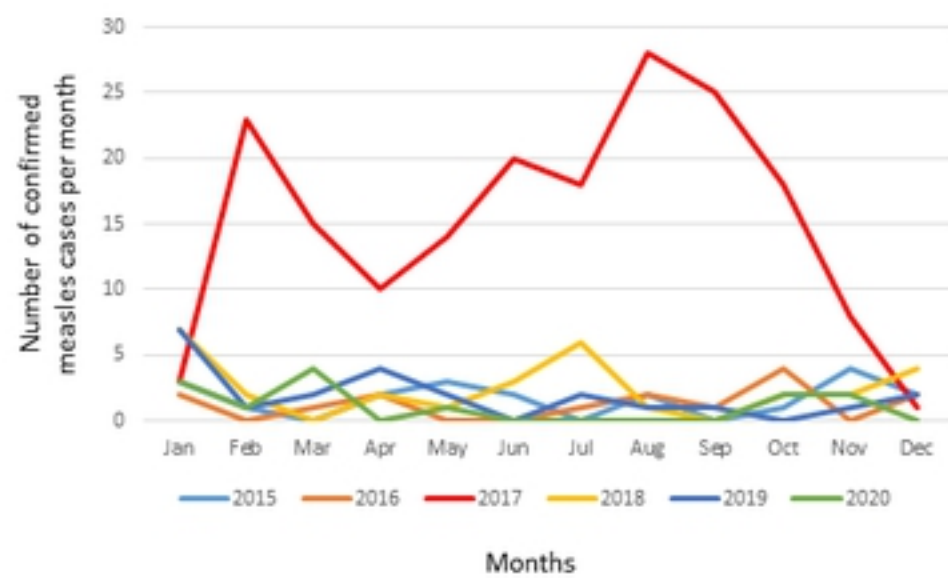


Figure 1B