

## Effectiveness of mRNA COVID-19 Booster Vaccines against Omicron and Delta Variants among US Veterans

**Authors:** Yinong Young-Xu, MA, MS, ScD<sup>1,2</sup>, Gabrielle M. Zwain, BA<sup>1</sup>, Hector S. Izurieta, MD<sup>3</sup>, Caroline Korves, ScD<sup>1</sup>, Ethan I. Powell, BA<sup>1</sup>, Jeremy Smith, MPH<sup>1</sup>, Abirami S. Balajee MPH<sup>1</sup>, Mark Holodniy, MD<sup>4,5,6</sup>, David O. Beenhouwer, MD<sup>7,8</sup>, Maria C. Rodriguez-Barradas, MD<sup>9,10</sup>, Sheldon T. Brown, MD<sup>11,12</sup>, Vincent C. Marconi, MD<sup>13,14,15</sup>

### Author Institutions/Affiliations:

1. White River Junction Veterans Affairs Medical Center, White River Junction, Vermont
2. Department of Psychiatry, Geisel School of Medicine at Dartmouth, Hanover, New Hampshire
3. Food and Drug Administration (FDA), Silver Springs, Maryland
4. Veterans Affairs Palo Alto Health Care System, Palo Alto, California
5. Public Health Program Office, Department of Veterans Affairs, Washington, DC
6. Department of Medicine, Stanford University, Stanford, California
7. Veterans Affairs Greater Los Angeles Healthcare System, Los Angeles, California
8. Department of Medicine, David Geffen School of Medicine at UCLA, Los Angeles, California
9. Michael E. DeBakey Veterans Affairs Medical Center, Houston, Texas.
10. Department of Medicine, Baylor College of Medicine, Houston, Texas
11. Department of Medicine, Icahn School of Medicine at Mount Sinai, New York, New York
12. James J. Peters Veterans Affairs Medical Center, Bronx, New York, New York
13. Department of Medicine, Emory University School of Medicine, Atlanta, Georgia
14. Atlanta Veterans Affairs Medical Center, Atlanta, GA
15. Department of Global Health, Rollins School of Public Health, Emory University, Atlanta, Georgia

### Corresponding Author:

Yinong Young-Xu  
Veterans Affairs Medical Center  
215 North Main Street  
White River Junction, VT 05009  
[Yinong.Young-Xu@va.gov](mailto:Yinong.Young-Xu@va.gov)  
[+1-802-295-9363 x6943](tel:+18022959363)

**Acknowledgements of research support for the study:** This project was funded by both the U.S. Food and Drug Administration and the U.S. Department of Veterans Affairs Office of Rural Health.

Yinong Young-Xu had full access to all the data in the study and takes responsibility for the integrity of the data and the accuracy of the data analysis.

**Disclaimer:** This article represents the authors' best judgement and should not bind or obligate the VA, the FDA, or any other institution.

**Conflict of Interest Declaration:** YYX, EP, GZ, JS, AB, and CK acknowledge having received funding from Pfizer for other research projects other than this one.

**Subtitle:** Covid-19 booster Vaccines among Veterans

**Key words:** COVID-19; SARS-CoV-2; Delta; Omicron; Veterans; mRNA vaccine; vaccine effectiveness

## Abstract

**Background:** We estimated vaccine effectiveness (VE) of mRNA vaccines among US Veterans during periods of Delta and Omicron variant dominance. Patients included in this study were largely 65 years or older (62,834, 55%), male (101,259, 88%), and non-Hispanic white (66,986, 58%).

**Methods:** We used SARS-CoV-2 laboratory test results to conduct a matched test-negative case-control study to estimate VE of three and two doses of mRNA vaccines against infection (regardless of symptoms), and a matched case-control study to estimate VE against COVID-19-related hospitalization and death. We estimated VE as  $(1 - \text{odds ratio}) \times 100\%$ . Severity of disease was measured using hospital length of stay (LOS) and admission to an intensive care unit (ICU).

**Results:** Against infection, booster doses had 7-times higher VE - 59% (95% confidence interval [CI], 57 to 61) - than 2-dose VE (7%; 95% CI, 3 to 10) during the Omicron period. For the Delta period, estimated VE against infection was 90% (95% CI, 88 to 92) among boosted vaccinees, 64% higher than VE among 2-dose vaccinees [55% (95% CI, 51 to 58)]. Against hospitalization, booster dose VE was 87% (95% CI, 80 to 91) during Omicron and 95% (95% CI, 91 to 97) during Delta; the 2-dose VE was 44% (95% CI, 26 to 58) during Omicron and 75% (95% CI, 70 to 80) during Delta. Against death, estimated VE with a booster dose was 94% (95% CI, 85 to 98) during Omicron and 96% (95% CI, 88 to 99) during Delta, while the 2-dose VE was 75% (95% CI, 52 to 87) during Omicron and 93% (95% CI, 85 to 97) during Delta. During the Omicron period, average hospital LOS was 4 days shorter [3 days (95% CI, 3 to 4 days)] than during the Delta period.

**Conclusions:** A mRNA vaccine booster is more effective against infection, hospitalization, and death than 2-dose vaccination among an older male population with comorbidities.

## INTRODUCTION

We previously reported<sup>1,2</sup> the effectiveness of COVID-19 mRNA vaccines against infection, hospitalization, and mortality among Veterans Health Administration (VHA)-enrolled Veterans through September 2021, when the major circulating variants in the United States included Alpha, Beta, and Delta and 2-doses of mRNA vaccine were highly effective against any infection, hospitalization, and death. With the rise of the Omicron variant in December 2021-January 2022, we updated our estimates of vaccine effectiveness (VE) to measure continued effectiveness of mRNA vaccines in a population including the entire U.S.

In September 2021, the Centers for Disease Control and Prevention (CDC) Advisory Committee on Immunization Practices recommended a booster dose of COVID-19 vaccines for everyone  $\geq 65$  years and those  $\geq 18$  years with certain underlying medical conditions.<sup>5,6</sup> By the time of our study period, the recommendation was expanded to include everyone 18 and older.<sup>7,8,9</sup> As of February 4<sup>th</sup> 2022, the VHA had over 4.4 million fully vaccinated Veterans (2-dose of mRNA or 1-dose of Johnson & Johnson's Janssen COVID-19 vaccine) and over 1.4 million Veterans had received an mRNA booster.<sup>10</sup> As of the end of January 2022, the VHA reported more than 587,000 COVID-19 cases and 19,600 confirmed deaths.<sup>10</sup> Early reports<sup>11,12,13,14,15</sup> showed varying VEs during various waves of the pandemic corresponding to distinct periods of variant dominance.

We sought to estimate VE against infection, hospitalization, and mortality for mRNA vaccines authorized in the U.S. (Pfizer-BioNTech and Moderna), for the fully vaccinated (2-dose) and those who received a booster (3-dose) of mRNA vaccines during the Delta and Omicron dominant periods<sup>16</sup> in the US Veteran population, which includes individuals across the U.S. with underlying health conditions and diverse socio-economic backgrounds.

## **METHODS**

The study was approved by the institutional review board (IRB) of the Department of Veterans Affairs Medical Center in White River Junction, Vermont, which waived the requirement for informed consent. We followed the Strengthening the Reporting of Observational Studies in Epidemiology reporting guideline.

### *Data Source*

We used electronic medical records and COVID-19 laboratory test data from the VHA Corporate Data Warehouse (CDW) to define infection irrespective of symptoms. The VHA CDW holds electronic medical records for about 9 million U.S. Veterans who use the VHA's network of 1,293 health care facilities, including hospitals and outpatient clinics. Using CDC variant tracking data<sup>16</sup>, we presumed Omicron SARS-CoV-2 infections those tested positive during January 2022 and Delta those tested positive in November 2021. Because December 2021 represented an overlap of both variants, we excluded infections occurred during this month. As Medicare claims were available only up to August 2021, we used them to find COVID-19 diagnoses, vaccinations, and hospitalizations prior to the study period to exclude patients with prior history of COVID-19 and to augment our vaccination records. Since this population of Veterans was largely over 65 years old, we supplemented CDW data with available Medicare data as Veterans may use Medicare to provide healthcare services even if we found frequent users of VHA. We used VHA CDW records to determine date of death.

### *Study Design*

To estimate VE against infection, we conducted a matched test negative case-control study (Table 1). The study population included Veterans ages  $\geq 18$  years residing in a US state or Washington, D.C., tested for SARS-CoV-2 by PCR (98%) or antigen (2%) testing at a VHA

facility during the study period (November 2021 (Delta predominance) or January 2022 (Omicron predominance). We required patients to have enrolment in the VHA and at least one inpatient/outpatient encounter at a VHA facility during the 2 years before the study period and be tested within the VA at an outpatient clinic or emergency room or within one day of hospitalization. As we wanted to study a COVID-19 naïve population, we used VHA records to exclude patients with a known prior history of COVID-19, defined as a VHA diagnosis code or positive antigen/PCR lab test prior to the study period. For those with dual Medicare enrolment, we also excluded patients with any claim with a COVID-19 diagnosis code prior to the study period up until August 2021 (the latest available date for Medicare data). We excluded Johnson & Johnson's Janssen vaccinees at the date of vaccination, thus excluding their subsequent tests from the analysis. We also censored vaccinees with more than 3 doses of any vaccine at the date of their fourth vaccination. Veterans who tested positive (regardless of symptoms) were considered cases, and those who tested negative, controls. For patients with multiple tests, those negative tests within 10 days of a positive test were excluded (positive tests were kept and negative tests were excluded). We matched each case with up to 4 controls based on Health and Human Service (HHS) geographic region and SARS-CoV-2 laboratory tests within 3 weeks of the case specimen collection date as both are measures of local disease burden. For estimated VE against hospitalization and death, we utilized a matched case-control design. Cases were those who tested positive and were hospitalized or died within 30 days of the positive COVID-19 test. Controls were those not hospitalized or who did not die within 30 days of their SARS-CoV-2 tests, irrespective of test results. Any patient with dual Medicare-VHA enrolment who had a claim for COVID-related hospitalization prior to the study period was already excluded, thus ineligible to be a control.

### *Exposure*

We defined 2-dose vaccination as receipt of two doses of an mRNA COVID-19 vaccine, and booster vaccination as receipt of a third doses of an mRNA vaccine (about 95% of mRNA 3<sup>rd</sup> doses occurred approximately six months after a 2<sup>nd</sup> dose). We designated exposure to the two-dose regimen or a booster from 14 days following vaccination, excluding events in days 0-13. We designated patients as unvaccinated if they had no record of vaccination.

### *Statistical Analysis*

We used conditional logistic regression to calculate odds ratios (ORs) with 95% confidence intervals (CI) for the association between positive SARS-CoV-2 testing and 2 or 3 doses of mRNA COVID-19 vaccine during Delta and Omicron periods. In the model, we included number of mRNA vaccine doses (2 or 3) as the primary explanatory variable, an indicator variable for SARS-CoV-2 presumed variant (Delta or Omicron) based on test date, and their interaction terms. We estimated the association between SARS-CoV-2 infections and number of mRNA vaccine doses by the OR, adjusting for age (continuous), race, rurality, VHA benefits priority, and comorbid conditions (cancer, congestive heart failure, hypertension, immunocompromising conditions, obesity, and diabetes). Confounders were determined based on prior studies<sup>1,2</sup> and known factors associated with SARS-CoV-2. We also used conditional logistic regression to analyze VE against hospitalizations and death.

Severity of disease was determined by average length of stay (LOS) in days between admission date and discharge date for overall COVID-19-related hospitalizations and average LOS in an intensive care unit (ICU) during a hospitalization related to COVID-19.

All tests were two-tailed, and we chose 0.05 as the level of statistical significance. We performed data analysis using SAS 9.4 (SAS Institute, Cary, North Carolina).

## RESULTS

### *Study Population*

In November 2021 (Delta period) there were 4,539 positive SARS-CoV-2 tests (cases), and 35,166 negative tests (controls). After matching, 4,028 cases and 16,112 controls remained (see Table 1 for baseline characteristics); 2,276 (57%) cases and 3,933 (24%) controls were unvaccinated at the time of testing. In January 2022 (Omicron period) there were 22,226 positive tests (cases) and 219,209 negative tests (controls). After matching, 19,281 cases and 75,219 controls remained. At the time of testing, 7,443 (39%) cases and 16,710 (22%) controls remained unvaccinated. During both periods, cases tended to be non-Hispanic white, have a lower CCI score and younger than controls. Patients included in this study were largely 65 years or older (62834, 55%), male (101259, 88%), and non-Hispanic white (66986, 58%).

### *Vaccine Effectiveness against infection*

For those with 2-dose mRNA vaccine, VE was 55% (95% CI, 51 to 58) for Delta and 7% (95% CI, 3 to 10) for Omicron. VE for those who received an mRNA vaccine booster was 90% (95% CI, 88 to 92) in the Delta period – 64% higher than the 2-dose VE, and 59% (95% CI, 57 to 61) in the Omicron period – 7-times higher than the 2-dose VE (Table 2).

### *Hospitalization and Death*

VE against COVID-related hospitalization for those who received 2-dose mRNA vaccine was 75% (95% CI, 70 to 80) in the Delta period and 44% (95% CI, 26 to 58) in the Omicron period (Table 3). VE against COVID-related hospitalization for those who received an mRNA vaccine booster was 95% (95% CI, 91 to 97) in the Delta period – 27% higher than the 2-dose VE, and 87% (95% CI, 80 to 91) in the Omicron period – twice the 2-dose VE (Table 3). In a sub-analysis restricted to those with a positive COVID-19 test in the study period, we evaluated VE



against progression to hospitalization among the infected only, we found that VE for booster against COVID-related hospitalization was 45% (95% CI, -5 to 71) in the Delta period – not statistically different from the 2-dose VE, and 69% (95% CI, 54 to 79) in the Omicron period – almost twice higher than the 2-dose VE (Table S1). Among Omicron-associated hospitalizations, regardless of vaccination status, the length of stay (LOS) averaged 3 days (95% CI, 3 to 4 days), 4 days (95% CI, 3 to 5 days) shorter compared to average Delta hospitalization LOS.

Furthermore, 11% (95% CI, 8 to 13%) of hospitalizations during the Delta period resulted in ICU admission; in contrast, 6% (95% CI, 4 to 9%) of COVID-related hospitalizations during the Omicron period resulted in ICU admission (Figure 2).

For those who received 2 doses of mRNA vaccines, VE against death was 93% (95% CI, 85 to 97) during Delta period and 75% (95% CI, 52 to 87) during Omicron period. VE against death for those who received an mRNA vaccine booster was 96% (95% CI, 88 to 99) – no difference from the 2-dose VE - during the Delta period, and 94% (95% CI, 85 to 98) – 25% higher than the 2-dose VE - during the Omicron period.

## **DISCUSSION**

Our study shows that Veterans who received an mRNA vaccine booster were highly protected against COVID-related outcomes, particularly hospitalization and death, during both the Delta and Omicron periods. These findings largely align with other VE studies of Omicron<sup>11,12,13,14,15,17</sup>. Also, among Veterans tested positive for COVID-19, irrespective of vaccination, those infected during the Omicron period were less likely to be hospitalized and, if hospitalized, had shorter lengths of stay and lower likelihood of ICU admission.

We found that the booster dose significantly increased protection against infection, regardless of symptoms, providing 90% VE against Delta and 59% against Omicron (Table 2) than the 2-dose

regimen. These results were generally aligned with published findings. Early results from a study in Scotland showed that booster doses offered a 57% (95% CI, 55 to 60) reduction in risk of symptomatic infection with Omicron compared to a 2-dose regimen.<sup>14</sup> Similarly, a study from Israel focusing specifically on the Pfizer mRNA vaccine, estimated that a booster vaccination brought vaccine efficacy up to 95% (from around 50% for two-dose vaccination), during a Delta variant period.<sup>18</sup> Not all studies show a low efficacy for two-dose vaccination during Delta: a U.S. study found a VE of 86.7% (95% CI, 84.3 to 88.7) for two-doses of the Moderna vaccine.<sup>19</sup> Varying level of waning effectiveness due to different lengths of time since vaccination may explain in part the differences in VE estimates for 2-dose vaccination among the studies. Although we found moderate VE against hospitalization after 2-dose vaccination (Table 3), the booster dose significantly improved VE against hospitalization during the Delta and Omicron periods. For hospitalization, the booster dose increased the VE from 75% to 95% against Delta and from 44% to 87 % against Omicron. Estimated VE of the booster dose against mortality was high during both Delta and Omicron periods: 94% for Omicron and 96% for Delta. These estimates of high VE against mortality resembled those reported elsewhere in the U.S.<sup>20</sup> A study from South Africa that focused on two-doses of the Pfizer vaccine found an estimated VE against hospitalization of 93% (95% CI, 90 to 94) during the Delta period and 70% (95% CI, 62 to 76) during the Omicron period.<sup>11</sup> While we found a similar drop in effectiveness from the Delta to the Omicron period, our VE estimates were lower for both periods. Waning protection over time and differences in vaccine coverages and populations may contribute to the disagreement in our findings. For example, studies of hospitalized U.S. Veterans pre-dating the Omicron period showed an estimated VE of 86.8% (95% CI, 80.4-91.1) for full vaccination

including mRNA and Johnson & Johnson's Janssen),<sup>3</sup> 86.1% (95% CI, 77.7 to 91.3) for 2 doses of Moderna and 75.1% (95% CI, 64.6 to 82.4) for 2 doses of Pfizer-BioNTech.<sup>4</sup>

Our supplementary cases-only analysis showed that the booster vaccination was still highly effective against hospitalization among vaccine breakthrough cases in both the Omicron and Delta periods, with a higher point estimate for the Omicron period (Table S2). This is consistent with studies from the U.K. showing reduced risk of hospitalization among those infected with the Omicron variant compared to the Delta variant.<sup>13,14</sup> Our results highlight the value of booster doses for protection against infection and, more importantly, against hospitalization and death. They also revealed distinctive features of the two variants, and lower severity of illness for the Omicron variant as compared to the Delta variant.

Strengths of this study include a large, diverse population and near real-time access to medical records. The VHA population offers insight into populations often underrepresented in US studies: racial minorities with a wide range of socio-economic backgrounds. Also, the VHA Veteran population is older (47% above 65),<sup>25</sup> sicker,<sup>23</sup> and predominantly male (90% male).<sup>25</sup> Although data on symptomatic versus asymptomatic infection and reasons for SARS-CoV-2 testing were infrequently recorded, in a random sample of Veterans who tested positive and had a detailed record, 26% reported no symptoms (Table S2). Possible misclassification of vaccination status and missing hospitalization records are of concerns because Veterans could go elsewhere for vaccination and hospitalization. For Veterans enrolled in Medicare, we checked records through August 2021 (latest available Medicare data) for COVID-19 vaccination, diagnoses, and related hospitalizations. We also limited the study population to Veterans who routinely sought care at the VHA to minimize misclassification. We assessed patient vaccination status as of November 2021 and January 2022. Other studies, including one of our own, have

examined waning mRNA vaccine effectiveness against infection,<sup>2,21,22,23</sup> so we did not labor further on this topic. Nevertheless, Veterans with underlying conditions and health seeking behaviors may have been vaccinated earlier, thus increased their likelihood of having reduced immunity. Sequencing data were not available for individual SARS-CoV-2 laboratory tests, so we defined variant periods based on estimated variant proportions in the U.S. by the CDC. To reduce misclassification, we excluded December 2021 when Delta and Omicron variants shared dominance, analyzing November 2021 (when Delta was almost 100% dominant) and January 2022 (when Omicron was 90%-100% dominant) separately.<sup>11</sup> In a future study we plan to use individual sequencing data after they become available in the VHA.

## **CONCLUSION**

In November 2021, the CDC expanded the booster recommendation to everyone 18 and older 6 months after their second mRNA dose or 2 months after receiving their Johnson & Johnson's Janssen vaccine.<sup>7</sup> At that time, 2-dose mRNA vaccine effectiveness among our study population of VHA Veterans were 55%, 75%, and 93% against COVID-19 infection, hospitalization, and death due to the Delta variant, respectively. Although Omicron is highly contagious and more likely to result in breakthrough infections, our findings indicate that mRNA vaccine boosters were very effective against severe COVID-related outcomes during both Delta and Omicron periods. Moreover, the booster vaccination reduced the likelihood of hospitalization among infected patients. Overall, the mRNA vaccine boosters provided a level of protection against Omicron like that of 2-dose against Delta, with VE at 59%, 87%, and 94% against infection, hospitalization, and death, respectively. We can witness the impact of the mRNA vaccine boosters as case numbers continue to drop and the surge of the Omicron variant abates across the United States.

## REFERENCES

1. Young-Xu Y, Korves C, Roberts J, et al. Coverage and effectiveness of mRNA COVID-19 vaccines among veterans: estimated from a test-negative case control study. *JAMA Netw Open* 2021;4(10):e2128391. Doi:10.1001/jamanetworkopen.2021.28391
2. Young-Xu Y, Zwain GM, Powell EI, et al. Estimated effectiveness of COVID-19 Messenger RNA vaccination against SARS-CoV-2 infection among older male veterans health administration enrollees, January to September 2021. *JAMA Netw Open* 2021;4(12):e2138975. Doi:10.1001/jamanetworkopen.2021.38975
3. Bajema KL, Dahl RM, Prill MM, et al. Effectiveness of COVID-19 mRNA vaccines against COVID-19-associated hospitalization—five Veterans Affairs Medical Centers, United States, February 1–August 6, 2021. *MMWR Morb Mortal Wkly Rep* 2021;70(37):1294-1299.
4. Bajema KL, Dahl RM, Evener SL, et al. Comparative effectiveness and antibody responses to Moderna and Pfizer-BioNTech COVID-19 vaccines among hospitalized Veterans—five Veterans Affairs Medical Centers, United States February 1–September 30, 2021. *MMWR Morb Mortal Wkly Rep* 2021;70(49):1700-1705
5. CDC statement on ACIP booster recommendations. News release. Centers for Disease Control and Prevention. September 24, 2021. Accessed February 24, 2022. <https://www.cdc.gov/media/releases/2021/p0924-booster-recommendations-.html>
6. CDC expands eligibility for COVID-19 booster shots. News release. October 21, 2021. Accessed February 24, 2022. <https://www.cdc.gov/media/releases/2021/p1021-covid-booster.html>

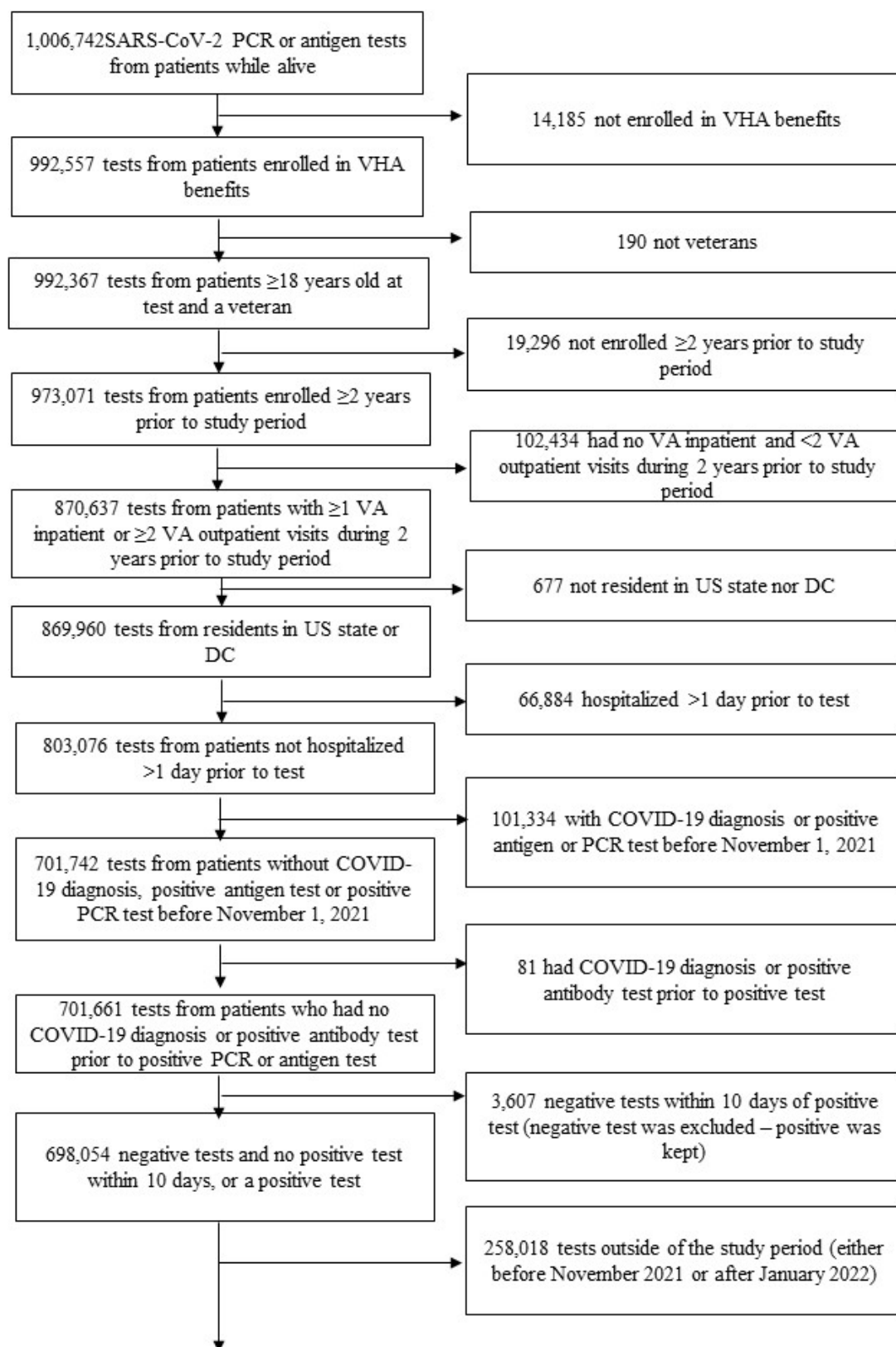
7. CDC expands COVID-19 booster recommendations. News release. November 29, 2021. Accessed February 24, 2022. <https://www.cdc.gov/media/releases/2021/s1129-booster-recommendations.html>
8. Media statement from CDC director Rochelle P. Walensky, MD, MPH, on signing the Advisory Committee on Immunization Practices' recommendation for an additional dose of an mRNA COVID-19 vaccine in moderately to severely immunocompromised people. News Release. August 13, 2021. Accessed February 24, 2022. <https://www.cdc.gov/media/releases/2021/s0813-additional-mRNA-mrna-dose.html>
9. COVID-19 vaccines booster shots who can get a booster shot. Accessed February 24, 2022. <https://www.cdc.gov/coronavirus/2019-ncov/vaccines/booster-shot.html>
10. Department of Veteran Affairs COVID-19 National Summary. Accessed February 7, 2022. <https://www.accesstocare.va.gov/Healthcare/COVID19NationalSummary>
11. Collie S, Champion J, Moultrie H, Bekker LG, Gray G. Effectiveness of BNT162b2 vaccine against Omicron variant in South Africa. *N Engl J Med*. 2022 Feb 3;386(5):494-496. Doi:10.1056/NEJMc2119270. Epub 2021 Dec 29.
12. Maslo C, Friedland R, Toubkin M, et al. Characteristics and outcomes of hospitalized patients in South Africa during the COVID-19 Omicron wave compared with previous waves. *JAMA*. 2022;327(6):583-584. Doi:10.1001/jama.2021.24868. Epub 2021 Dec 30
13. Sheikh A, Kerr S, Woolhouse M, McMenemy J, Robertson C. Severity of omicron variant of concern and vaccine effectiveness against symptomatic disease: national cohort with nested test negative design study in Scotland. Preprint. University of Edinburgh. (2021)

14. Ferguson N, Ghani A, Hinsley W, Volz E. Report 50—hospitalisation risk for Omicron cases in England. Faculty of Medicine, Imperial College London.  
<https://www.imperial.ac.uk/mrc-global-infectious-disease-analysis/covid-19/report-50-severity-omicron/>
15. Andrews N, Stowe J, Kirsebom F, et al. Effectiveness of COVID-19 vaccines against the Omicron (B.1.1.529) variant of concern. MedRx. 14 Dec. 2021. Doi:  
<https://doi.org/10.1101/2021.12.14.21267615>
16. Centers for Disease Control and Prevention. COVID Data Tracker Variant Proportions. Accessed January 31, 2021. <https://covid.cdc.gov/covid-data-tracker/#variant-proportions>
17. SARS-CoV-2 variants of concern and variants under investigation in England. Technical briefing 33. 23 Dec 2021.  
[https://assets.publishing.service.gov.uk/government/uploads/system/uploads/attachment\\_data/file/1043807/technical-briefing-33.pdf](https://assets.publishing.service.gov.uk/government/uploads/system/uploads/attachment_data/file/1043807/technical-briefing-33.pdf)
18. Bar-On YM, Goldberg Y, Mandel M, et al. Protection of BNT162b2 vaccine booster against COVID-19 in Israel. N Engl J Med. 2021; 385:1393-1400. Doi:  
10.1056/NEJMoa2114255
19. Bruxvoort KJ, Sy LS, Qian L, Ackerson B, et al. Effectiveness of mRNA-1273 against delta, mu, and other emerging variants of SARS-CoV-2: test negative case-control study. BMJ 2021; 375:e068848.
20. Johnson AG, Amin AB, Ali AR, et al. COVID-19 incidence and death rates among unvaccinated and fully vaccinated adults with and without booster doses during periods of Delta and Omicron variant emergence — 25 U.S. jurisdictions, April 4–December 25, 2021. MMWR Morb Mortal Wkly Rep 2022;71:132–138.

21. Andrews N, Tessier E, Stowe J, et al. Duration of protection against mild and severe disease by COVID-19 vaccines. *N Engl J Med.* 2022;386:340-350. Doi: 10.1056/NEJMoa2115481.
22. Chemaitelly H, Tang P, Hasan M, et al. Waning of BNT162b2 vaccine protection against SARS-CoV-2 infection in Qatar. *N Engl J Med.* 2021; 385:e83. Doi: 10.1056/NEJMoa2114114.
23. Lin DY, Gu Y, Wheeler B, et al. Effectiveness of COVID-19 vaccines over a 9-Month period in North Carolina. *N Engl J Med.* 2022. DOI: 10.1056/NEJMoa2117128
24. W.H. Rogers, L.E. Kazis. Comparing the health status of VA and non-VA ambulatory patients: the Veterans' Health and Medical Outcomes Studies. *J Ambul Care Manage,* 27 (3) (2004), pp. 249-262
25. U.S. Department of Veterans Affairs, National Center for Veterans Analysis and Statistics, Veteran Population. Accessed February 8, 2022. [https://www.va.gov/vetdata/veteran\\_population.asp](https://www.va.gov/vetdata/veteran_population.asp).
26. Quan H, Sundararajan V, Halfon P, Fong A, Burnand B, Luthi JC, Saunders LD, Beck CA, Feasby TE, Ghali WA. Coding algorithms for defining comorbidities in ICD-9-CM and ICD-10 administrative data. *Med Care.* 2005 Nov;43(11):1130-9. doi: 10.1097/01.mlr.0000182534.19832.83.
27. Austin PC. Balance diagnostics for comparing the distribution of baseline covariates between treatment groups in propensity-score matched samples. *Stat Med.* 2009;28(25):3083-3107. doi:10.1002/sim.3697.



Figure 1. Attrition



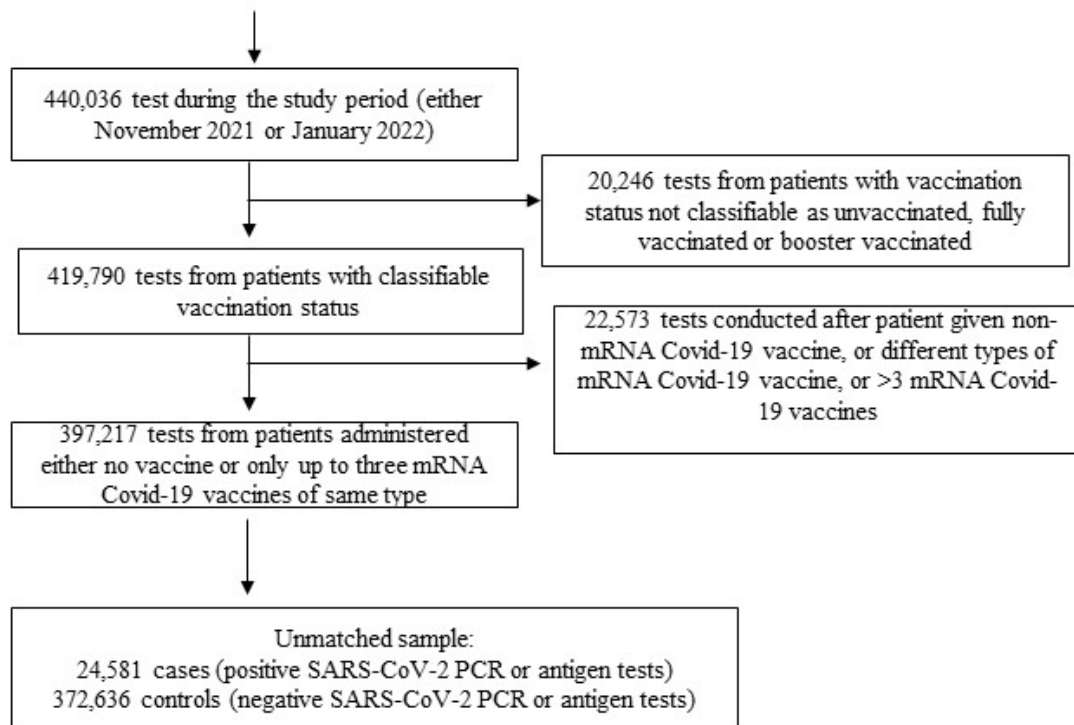
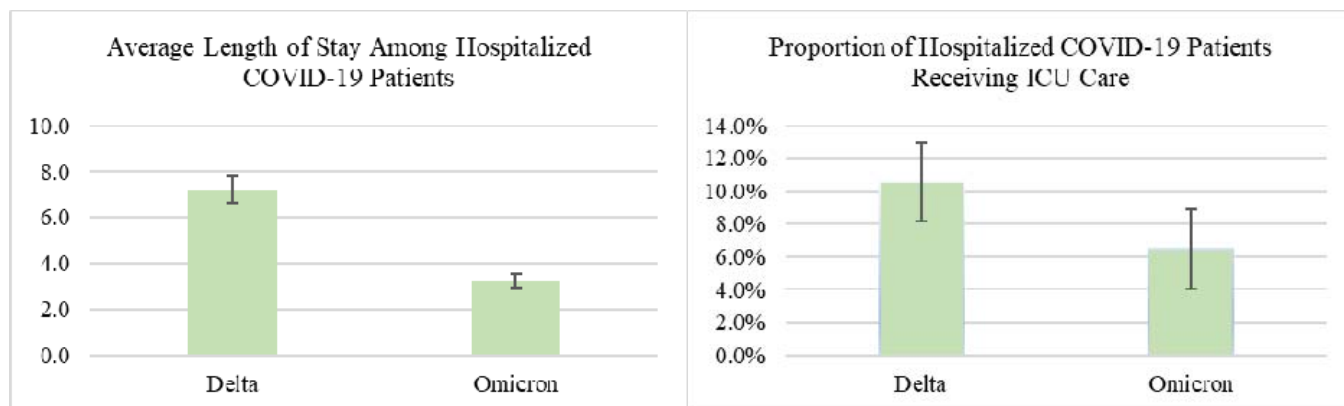


Figure 2. Average Hospitalization Length-of-Stay\* and Intensive Care Unit Use During Delta and Omicron Periods



\* number of days between admission and discharge dates

Table 1. Baseline Characteristics of Matched Study Subjects

	Delta			Omicron		
	Case (4028)	Control (16112)	SMD <sup>^</sup>	Case (19281)	Control (75219)	SMD <sup>^</sup>
Number of mRNA vaccines, No. (%)						
0	2276 (57)	3933 (24)	69.2	7443 (39)	16758 (22)	36.1
2	1611 (40)	8105 (50)	20.8	8091 (42)	27808 (37)	10.2
3	141 (4)	4074 (25)	65.3	3699 (19)	30391 (40)	47.7
Vaccine manufacturer, No. (%)						
Moderna	1011 (25)	6930 (43)	38.5	5825 (30)	30704 (41)	22.3
Pfizer-BioNTech	741 (18)	5249 (33)	33.0	6010 (31)	27782 (37)	12.2
No Vaccine Recorded	2276 (57)	3933 (24)	69.2	7443 (39)	16710 (22)	36.2
Month of Test, No. (%)						
2021-November	4028 (100)	16112 (100)	0.0	n/a	n/a	n/a
2022-January	n/a	n/a	n/a	19281 (100)	75219 (100)	0.0
Age, years, No. (%)						
18 to 44	866 (21)	103 (1)	70.5	4317 (22)	3865 (5)	51.7
45 to 64	1381 (34)	5790 (36)	3.5	7669 (40)	27815 (37)	5.8
65 to 74	1087 (27)	6308 (39)	26.1	4692 (24)	25882 (34)	22.3
75 to 84	531 (13)	2809 (17)	11.8	2097 (11)	13179 (18)	19.1
85+	163 (4)	1102 (7)	12.3	506 (3)	4478 (6)	16.5
Race, No. (%)						
Black	473 (12)	4547 (28)	42.1	5058 (26)	22813 (30)	9.1
Hispanic	196 (5)	580 (4)	6.3	1182 (6)	4229 (6)	2.2
White	3099 (77)	9837 (61)	34.9	11672 (61)	42405 (56)	8.5
other	260 (6)	1148 (7)	2.7	1369 (7)	5772 (8)	2.2
Sex, No. (%)						
Female	409 (10)	1591 (10)	0.9	2643 (14)	8738 (12)	6.3
Male	3619 (90)	14521 (90)	0.9	16638 (86)	66481 (88)	6.3
Quan's CCI						
Mean (SD)	1 (1)	2 (2)	45.4	1 (2)	2 (2)	31.9
Median (Q1-Q3)	0 (0-1)	1 (0-2)		0 (0-1)	1 (0-2)	
Abbreviations: Quan's CCI, Charlson comorbidity index, Quan's version <sup>26</sup>						
See Supplemental Table 1 (Young-Xu et al.) <sup>1</sup> for definitions of variables in this table						
<sup>^</sup> Standardized mean difference of 10 or greater was used to identify imbalance between cases and controls <sup>27</sup>						

Table 2. Estimated Vaccine Effectiveness Against Laboratory Confirmed SARS-CoV-2 Infection by Dose and Variant

Variant	VE (95% CI)	VE Interval (14+ days after vaccination)
Omicron	7% (3, 10)	2 <sup>nd</sup> dose
Omicron	59% (57, 61)	3 <sup>rd</sup> dose
Delta	55% (51, 58)	2 <sup>nd</sup> dose
Delta	90% (88, 92)	3 <sup>rd</sup> dose
Above numbers exclude Johnson & Johnson's Janssen vaccines as of the date of the Johnson & Johnson's Janssen vaccine. 2 <sup>nd</sup> and 3 <sup>rd</sup> doses are for mRNA vaccines compared to no vaccination in the indicated period beginning 14 days after vaccination. Tests occurring in 0-13 days after vaccination were excluded.		
Cases and controls were matched 1:4 on HHS region and date. The adjusted variables include the following: age (continuous), body mass index, cancer, congestive heart failure, chronic kidney disease, chronic obstructive pulmonary disease, diabetes mellitus, hypertension, immunocompromised, priority level, race/ethnicity, and rurality.		

Table 3. Estimated Vaccine Effectiveness Against COVID-19-related Hospitalization and Death by Dose and Variant

VE Interval (14+ days after vaccination)		VE (95% CI)
<b>Hospitalization</b>		
Omicron	2 <sup>nd</sup> dose	44% (26, 58)
Omicron	3 <sup>rd</sup> dose	87% (80, 91)
Delta	2 <sup>nd</sup> dose	75% (70, 80)
Delta	3 <sup>rd</sup> dose	95% (91, 97)
<b>Death</b>		
Omicron	2 <sup>nd</sup> dose	75% (52, 87)
Omicron	3 <sup>rd</sup> dose	94% (85, 98)
Delta	2 <sup>nd</sup> dose	93% (85, 97)
Delta	3 <sup>rd</sup> dose	96% (88, 99)
<p>Above numbers exclude Johnson &amp; Johnson's Janssen vaccines as of the date of the Johnson &amp; Johnson's Janssen vaccine. 2<sup>nd</sup> and 3<sup>rd</sup> doses are for mRNA vaccines compared to no vaccination in the indicated period beginning 14 days after vaccination. Tests occurring in 0-13 days after vaccination were excluded.</p>		
<p>Cases and controls were matched 1:4 (max) without replacement on HHS and lab test date within three weeks. The adjusted variables include the following: age (continuous), body mass index, cancer, congestive heart failure, chronic kidney disease, chronic obstructive pulmonary disease, diabetes mellitus, hypertension, immunocompromised, priority level, race/ethnicity, and rurality.</p>		

### Supplemental Materials Legend

1. Table S1. Estimated Vaccine Effectiveness Against COVID-19-related Hospitalization and Death Among Patients with a Positive Test
2. Table S2. Reasons for Testing and Symptoms

Table S1. Estimated Vaccine Effectiveness Against COVID-19-related Hospitalization and Death Among Patients with a Positive Test by Dose and Variant

VE Interval (14+ days after vaccination)		VE (95% CI)
Hospitalization		
Omicron	2 <sup>nd</sup> dose	24% (-1, 43)
Omicron	3 <sup>rd</sup> dose	69% (54, 79)
Delta	2 <sup>nd</sup> dose	57% (45, 66)
Delta	3 <sup>rd</sup> dose	45% (-5, 71)
Death		
Omicron	2 <sup>nd</sup> dose	59% (25, 77)
Omicron	3 <sup>rd</sup> dose	83% (63, 92)
Delta	2 <sup>nd</sup> dose	80% (65, 89)
Delta	3 <sup>rd</sup> dose	60% (24, 87)
<p>Above numbers exclude Johnson &amp; Johnson's Janssen vaccines as of the date of the Johnson &amp; Johnson's Janssen vaccine. 2<sup>nd</sup> and 3<sup>rd</sup> doses are for mRNA vaccines compared to no vaccination in the indicated period beginning 14 days after vaccination. Tests occurring in 0-13 days after vaccination were excluded.</p>		
<p>Cases and controls were matched 1:4 (max) without replacement on HHS and lab test date within three weeks. The adjusted variables include the following: age (continuous), body mass index, cancer, congestive heart failure, chronic kidney disease, chronic obstructive pulmonary disease, diabetes mellitus, hypertension, immunocompromised, priority level, race/ethnicity, and rurality.</p>		

Table S2. Reasons for Testing and Symptoms in A Random Sample of COVID-19 Tests

	Frequency	Percent
Reason for Testing Recorded (n=1421)		
Exposure	574	40%
Screening	847	60%
Positive Tests (n=606)		
Asymptomatic	160	26%
Symptomatic	346	57%
Unknown	100	17%
Total Sample (n=10000)		
Records indicating asymptomatic/symptomatic/reason for testing	1958	20%
Unknown	8042	80%
Exposure: ICD-10-CM code Z20.822; Screening: ICD-10-CM code Z11.52; up to 1 day before and including the date of the SARS-CoV-2 test		