

Estimates of reduced vaccine effectiveness against hospitalization, infection, transmission and symptomatic disease of a new SARS-CoV-2 variant, Omicron (B.1.1.529), using neutralizing antibody titers

Billy J. Gardner, A. Marm Kilpatrick*

Department of Ecology and Evolutionary Biology, University of California, Santa Cruz, California, USA

[*akilpatr@ucsc.edu](mailto:akilpatr@ucsc.edu)

Abstract

The emergence of the Omicron variant (B.1.1.529) of SARS-CoV-2 has raised concerns about how mutations in the spike protein might influence immune escape and vaccine protection against infection and disease, COVID-19. Initial estimates of immune escape measure neutralizing antibody titers, which have been shown to be a correlate of protection for COVID-19, but vary among studies. However, no studies have examined variation in vaccine effectiveness (VE) using estimated reductions in neutralizing antibody titers across virus variants. We quantified consistency in relative neutralizing antibody titers across studies. We then examined relationships between variant-specific reductions in neutralizing antibodies and protection against documented infection, symptomatic disease, and hospitalizations across variants and vaccines. We found considerable variation in variant-specific neutralizing antibody titers between studies, but within-study comparisons across variants were far more robust. There was insufficient data to estimate VE for a single vaccine across variants, especially for higher levels of immune evasion (>7-fold reductions in neutralizing antibody titers) observed with the Omicron variant (40-fold). Instead, we leveraged variation among both vaccines and virus variants to estimate VE - neutralizing antibody titer relationships across a 30 to 100-fold range of neutralizing antibody titers reduction. Omicron increased the risk of hospitalization four to five-fold and increased the risk of symptomatic disease seven to ten-fold for mRNA vaccinees, with similar relative effects for recently vaccinated, or individuals with waned antibody titers. Third doses restored titers and protection to levels similar to waned immunity against Delta. Overall, these analyses indicate that vaccine effectiveness against severe disease is significantly diminished for waned individuals, and protection against infection, symptomatic disease and transmission is nearly eliminated. However, third doses significantly ameliorate these reductions but only restore protection to levels equivalent to waned protection against the Delta variant. The invasion of Omicron is likely to result in widespread infection, and substantial hospitalizations unless widespread boosting of immunity occurs.

Funding California Department of Health, National Science Foundation

Introduction

The evolution of SARS-CoV-2 in populations with high immunity from infection or vaccination is likely to lead to new variants with substantial immune escape (1, 2), including the Omicron variant (B.1.1.529) in November 2021. Determining the extent of immune evasion on the effectiveness of vaccines is critical both for assessing the need for new and variant-specific vaccines and additional non-pharmaceutical interventions to limit spread(3). Traditional vaccine effectiveness studies can be costly and can only be performed when there is significant transmission of a new variant in a partly vaccinated population. Delays in implementing interventions until these studies can be performed can result in rapid growth of a new variant, stress on health-care systems and preventable disease and death (3).

A much quicker way to estimate VE against a new variant is to use a surrogate of protection, such as neutralizing antibody titers, which can often be measured much more quickly than performing a traditional VE study. Variation in neutralizing antibody titers across vaccines are strongly correlated with protection against symptomatic disease, all infections, and transmission (4-7). Here, we extend this approach and develop relationships between VE against documented infection, symptomatic disease, and hospitalization and neutralizing antibody titers. We use these relationships to estimate the impact of immune evasion, specifically, reductions in neutralizing antibody titers on VE, including for the Omicron variant.

Methods

Reductions in neutralizing antibody titers by variant

We collected data from a recent review (8) on neutralizing antibody titers for four SARS-CoV-2 variants, Alpha, Beta, Gamma, and Delta (Table S1), and for each vaccine, normalized by convalescent sera (4). We excluded studies that did not include values for at least 3 variants because between-study variation was very high (see below). We divided each estimate by the neutralizing antibody titer for wild-type (WT) SARS-CoV-2 (Wuhan-Hu-1, US-WA1/2020, B, B.1) from each study, to produce a ratio representing the reduction (expressed as an x-fold difference) between a variant and WT virus. We estimated the mean differences among variants using a linear model with variant as a fixed effect (a mixed model with study as a random effect had weaker support; AIC: 0.7). We used these variant-specific reduction in neutralizing antibody levels (relative to WT) and the neutralizing antibody levels for each vaccine relative to convalescent sera (4) to estimate a vaccine-variant specific relative neutralizing antibody titer ratio, NATR.

VE against documented infection, symptomatic disease, and hospitalization

We collected data from the literature (including a systematic living review: (9)) on VE for COVID-19 and categorized each study by variant type (Alpha, Beta, Gamma, Delta) and endpoint (hospitalization, symptomatic disease, and documented infection). We excluded estimates where a dominant variant for the study period was not reported, or where two variants were circulating and no variant-specific estimate was provided.

Relationships between VE and neutralizing antibody titers by vaccine and variant

We used generalized linear models with a binomial distribution with a logit link to model the relationship between variant-specific reductions in neutralizing antibody titers and VE for each endpoint across all vaccines and variants for each endpoint. We used these relationships to estimate VE for three endpoints, documented infection, symptomatic disease, and hospitalization, for the Omicron variant, using a ~40-fold reduction in neutralizing antibody titers relative to WT (10-12). We also estimated VE for all infections and transmission given infection using previously identified relationships between VE and neutralizing antibody titers (5).

All code and data to replicate the results can be found at <https://github.com/marmkilpatrick/New-Variant-VE>.

Results

There was enormous variation in the ratios of neutralizing antibody titers to WT (5-10-fold), but variation among variants in normalized titers was much smaller (Fig 1). Neutralizing antibody titers relative to WT were 1.86-fold (95% CI: 1.3-2.4) lower for Alpha, 6.7-fold (95% CI: 5.0-9.1) lower for Beta, 2.3-fold (95% CI: 5.0-9.1) for Gamma, and 2.7-fold (95% CI: 2.7-5.1) lower for Delta (Fig 1).

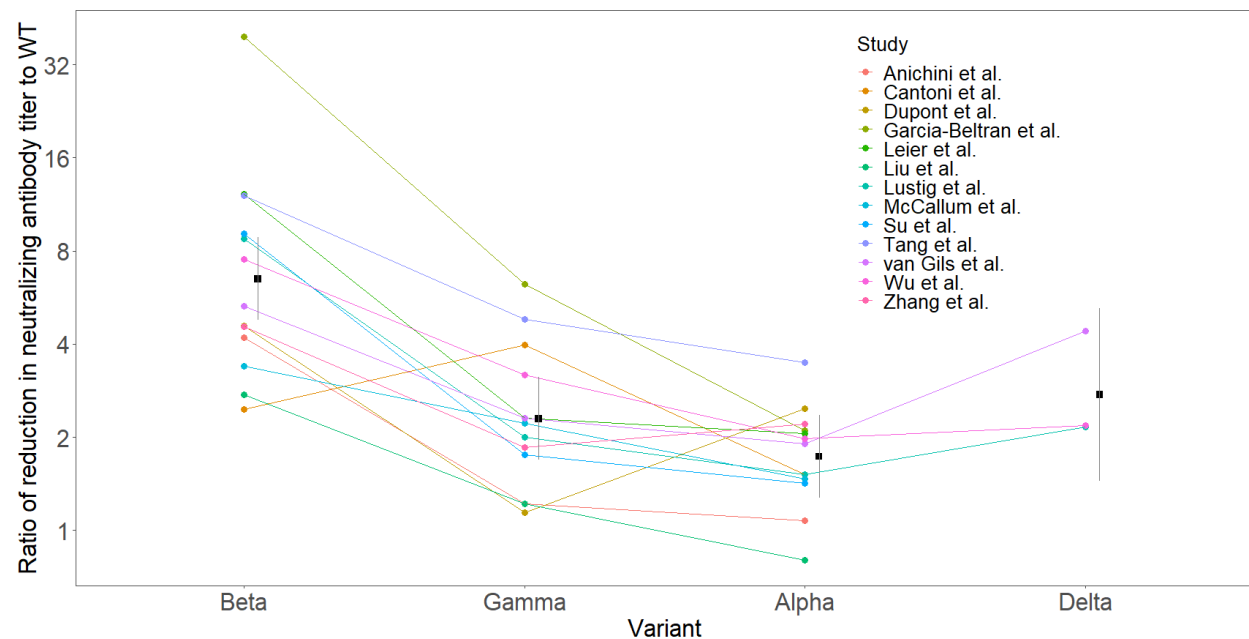


Fig 1. Reduction in neutralizing antibody titers plotted against SARS-CoV-2 variant. Each point and color show ratio from an individual study, and points from the same study are connected by lines. Black squares and error bars show the

mean and 95% confidence intervals for each variant. Means and 95% confidence intervals are 1.73 (95% CI 1.27-2.36) for Alpha, 6.50 (95% CI: 4.77-8.85) for Beta, 2.74 (95% CI: 1.44-5.22) for Delta, and 2.30 (1.69-3.13) for Gamma.

There were VE estimates for five vaccines against 2 to 4 variants for hospitalization (Fig 2), symptomatic disease (Fig 3), and documented infection (Fig 4). In some cases there was evidence for reductions in VE with decreasing neutralizing antibody titers, but for hospitalization and symptomatic disease endpoints the VE estimates for the variant with the largest reduction in neutralizing antibody titers (Beta) were highly uncertain, resulting in a very narrow range of neutralizing antibody titers, and insufficient information to estimate the VE for Omicron based solely on comparisons within a vaccine across variants.

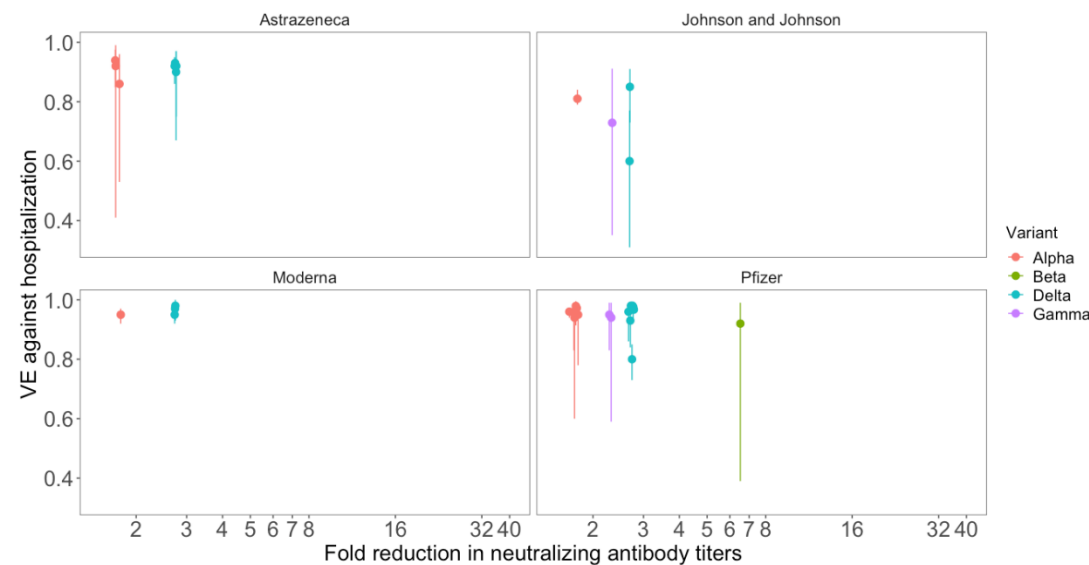


Fig 2. VE against hospitalization plotted against variant-specific reductions in neutralizing antibody titers by vaccine. Each point (and 95% CI) represents a single estimate of VE for a single vaccine & virus variant from observational studies. Points have been jittered along the x-axis to facilitate presentation.

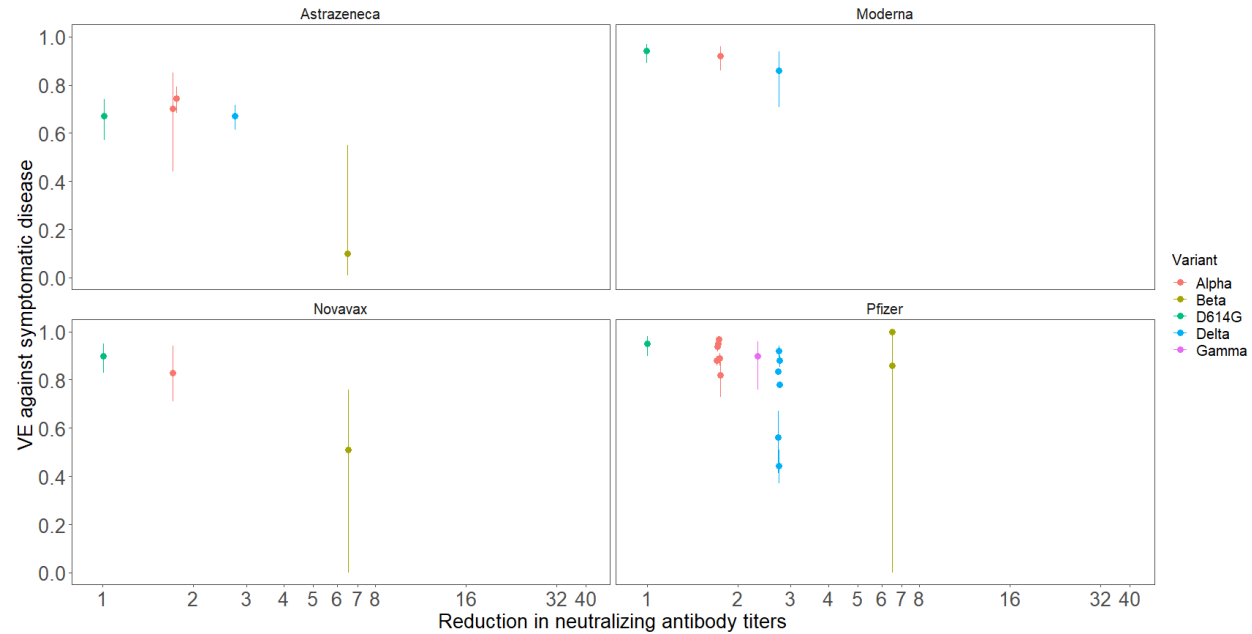


Fig 3. VE against symptomatic disease plotted against variant-specific reductions in neutralizing antibody titers by vaccine. Each point (and 95% CI) represents a single estimate of VE for a single vaccine & virus variant from observational studies. Points have been jittered along the x-axis to facilitate presentation.

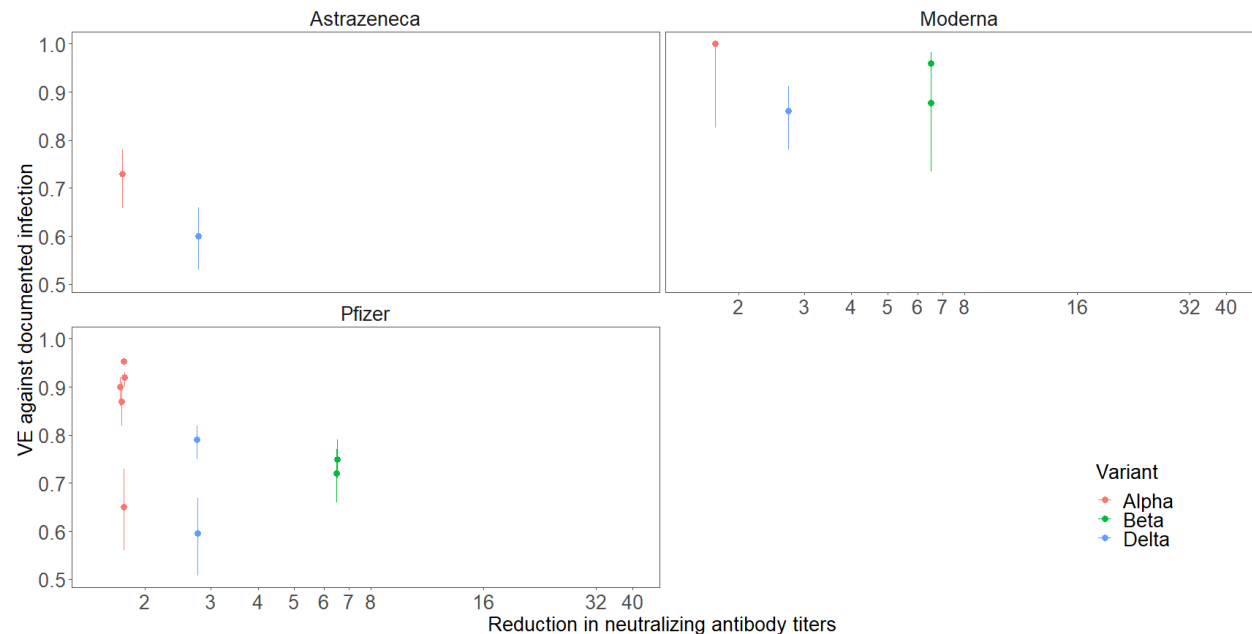


Fig 4. VE against documented infection plotted against variant-specific reductions in neutralizing antibody titers by vaccine. Each point (and 95% CI) represents a single estimate of VE for a single vaccine & virus variant from

observational studies. Points have been jittered along the x-axis to facilitate presentation.

When we analyzed variation in VE with neutralizing antibody titer ratios across both variants and vaccines there were strong relationships across a 30 to 110-fold range of neutralizing antibody titers for the three endpoints (Fig 5A-C). Estimated VE against hospitalization for Omicron was substantially lower than Delta, with relative risk (1-VE) increasing four to five-fold for both Pfizer and Moderna across all vaccination states (Table S3; Fig 6). For example, VE was estimated to be 96.3% (95% CI: 96.1-96.6) against the Delta variant for recently vaccinated Pfizer recipients but 84.9% (95% CI: 83.0-86.6) against the Omicron variant (Table S3; Fig. 6). Waned VE was 88.8% (95% CI: 87.7-89.8) for Delta but dropped to an extrapolated 63.1% (95% CI: 56.9-68.9) w/ Omicron. Fortunately, a third Pfizer dose reversed much of the loss in protection and increased VE to 91.7% (95% CI: 91.0-92.2) against Omicron, which was slightly higher than waned Pfizer VE against Delta (Fig 6). Relative patterns were similar for Moderna vaccinees, except VE was a bit higher than Pfizer for recently vaccinated and waned, but boosting was less effective, resulting in VE being similar for both Omicron and Delta for Pfizer and Moderna vaccinees (Fig 6).

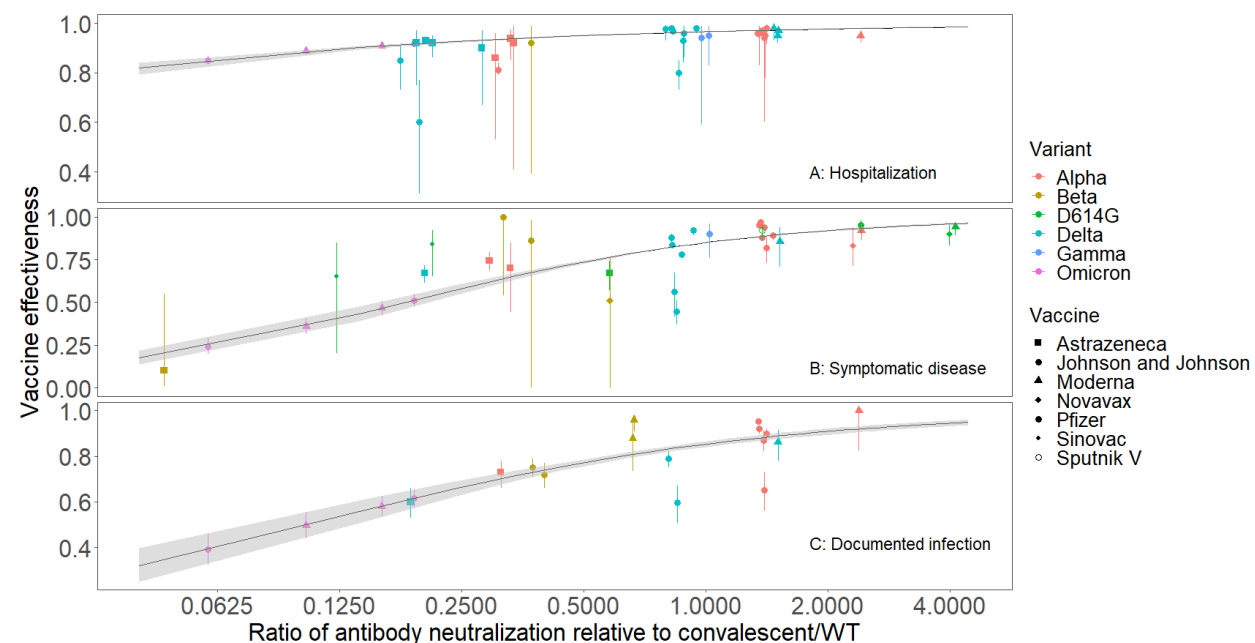


Fig 5. VE against (A) hospitalization (B) symptomatic disease, and (C) documented infection, plotted against variant- and virus-specific neutralizing antibody titer ratios by vaccine. Each point (and 95% CI) represents a single estimate of VE for a single vaccine & virus variant from observational studies. Points have been jittered along the x-axis to facilitate presentation. Lines (and 95% CI ribbons) show fitted logistic regression models (A: $\text{logit}(\text{VE}_{\text{hosp.}}) = 3.35 + 0.397 \cdot \log_2(\text{Neut Ab})$; $P < 1 \times 10^{-16}$; B: $\text{logit}(\text{VE}_{\text{hosp.}}) = 1.74 + 0.708 \cdot \log_2(\text{Neut Ab})$; $P < 1 \times 10^{-16}$; C: $\text{logit}(\text{VE}_{\text{hosp.}}) = 1.76 + 0.542 \cdot \log_2(\text{Neut Ab})$; $P < 1 \times 10^{-16}$).

Protection against symptomatic disease showed even larger declines. VE against symptomatic disease for waned neutralizing antibody titers (which were ~8-fold lower than titers in recently vaccinated individuals; (5)) with Pfizer or Moderna against Omicron were far lower than the range of our data and VE was near 0. For recently vaccinated or boosted vaccinees with Pfizer and Moderna, relative risk increased 4 to 10-fold; e.g. VE was 83.1% (95% CI: 82.9-83.2) against Delta for recently vaccinated Pfizer recipients but only 21.4% (95% CI: 17.2-26.4) against Omicron (Fig. 2B). Similar reductions in protection were apparent for documented infections, all infections, and transmission given infection (Table S3).

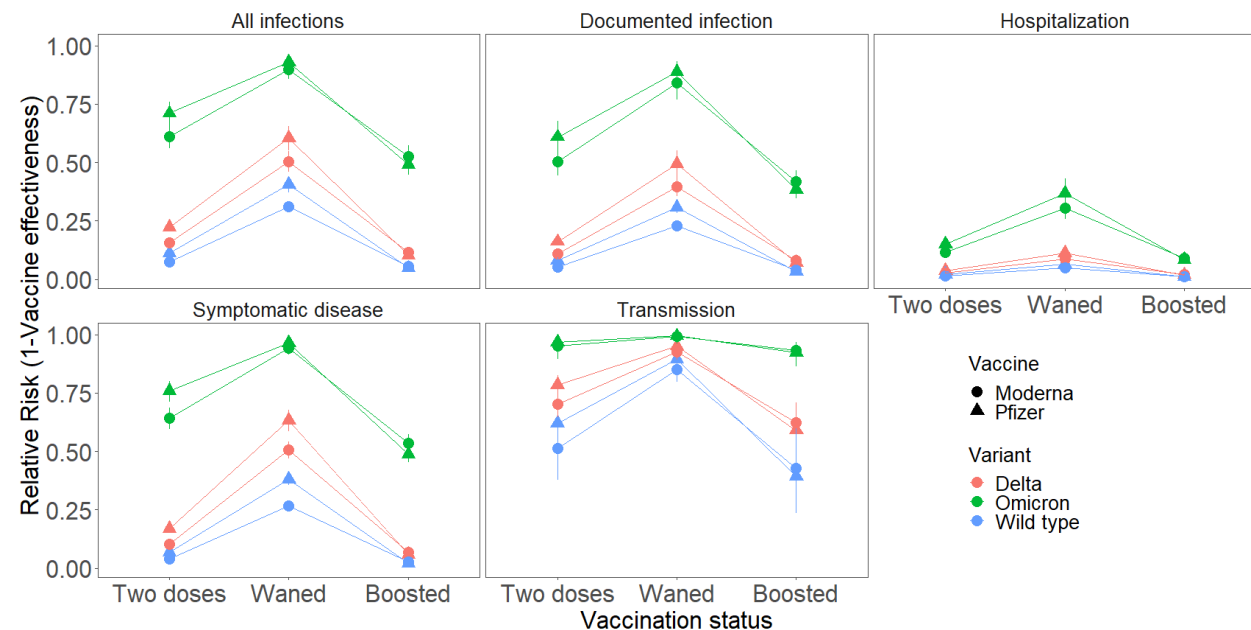


Fig 6. Estimated relative risk (1-VE) for five endpoints, two vaccines, and three variants for three vaccine statuses (shortly after vaccination(two doses), 6 months (Waned), and shortly after a 3rd dose (Boosted)).

Discussion

The emergence and rapid growth of Omicron, a new variant of SARS-CoV-2 with numerous known and novel mutations in the spike protein, has created an urgent need to estimate the impact on protection from vaccines. The fastest way to assess immune escape is by measuring neutralizing antibody titers with sera from vaccinated individuals, but translating these data into estimates of VE across variants had yet to be done. We have shown that ratios of normalized neutralizing antibody titers (normalized to WT virus) among virus variants are moderately repeatable, despite single estimates of normalized neutralizing antibody titers vary over an order of magnitude. We also showed that VE vs hospitalization, symptomatic disease, and documented infection were strongly correlated with neutralizing antibody titer ratios across a 30 to 100 fold range of neutralizing antibody titers, but we had to use variation across both vaccines and variants to span a sizeable range of neutralizing antibody titer.

We used these relationships to estimate VE for Omicron for vaccinees under a range of states (recently vaccinated, waned and boosted). The 40-fold estimated reduction in neutralizing antibody titers for Omicron increased the relative risk of hospitalization four to five-fold and increased the risk of symptomatic disease seven to ten-fold for mRNA vaccinees. In contrast, neutralizing antibody titers for individuals that were vaccinated with mRNA vaccines >4 months ago will have waned ~8-fold (5) and would now be so low for Omicron (~320-fold lower than recent vaccinees against WT) putting them outside the range of our data, and indicating very substantial reductions in VE for hospitalization, and nearly zero protection against symptomatic disease, and documented infection. Boosting neutralizing antibody titers with a third dose of mRNA vaccines increased titers substantially, especially compared to waned levels (5), and restored protection back to waned levels against the Delta variant.

These results should be interpreted in the context of several important caveats. First, and foremost, neutralizing antibody titers are a surrogate for VE, and despite strong correlations between VE and neutralizing antibody titers (4-7), direct studies of VE are critical to determine the full extent of immune evasion of new variants. Specifically, our analyses assume that differences in disease severity of variants are correlated with differences in neutralizing antibody titers. Whether this will hold across the 40-fold reduction in neutralizing antibody titers is highly uncertain. Second, the extent of Omicron immune evasion is so large relative to previous variants (40-fold vs 7-fold for Beta), and VE estimates for the next most evasive variant, Beta, were so uncertain that we were unable to estimate vaccine-specific models to estimate VE for Omicron. Instead we assumed that differences in neutralizing antibody titers across vaccines and variants are suitable for estimating VE across variants. Third, the 40-fold reduction that we used for Omicron required extrapolation well outside of available data and prevented us from providing reliable VE estimates for Omicron for vaccinees with waned immunity.

The Omicron variant of SARS-CoV-2 has grown rapidly in many countries. We have shown that the approximately 40-fold reduction in neutralizing antibody titers greatly erodes vaccine protection and increases the relative risk of infection and symptomatic disease more than four-fold and hospitalization two-fold. As a result, this variant is likely to spread much more quickly than the Delta variant, especially in highly immunized populations. The most promising tool to mitigate this reduction in protection is third doses.

References

1. Saad-Roy CM, Morris SE, Metcalf CJE, Mina MJ, Baker RE, Farrar J, et al. Epidemiological and evolutionary considerations of SARS-CoV-2 vaccine dosing regimes. *Science*. 2021;372(6540):363-70.
2. Wagner CE, Saad-Roy CM, Morris SE, Baker RE, Mina MJ, Farrar J, et al. Vaccine nationalism and the dynamics and control of SARS-CoV-2. *Science*. 2021;373(6562):eabj7364.
3. Sonabend R, Whittles LK, Imai N, Perez-Guzman PN, Knock ES, Rawson T, et al. Non-pharmaceutical interventions, vaccination, and the SARS-CoV-2 delta variant in England: a mathematical modelling study. *The Lancet*. 2021.

4. Khoury DS, Cromer D, Reynaldi A, Schlub TE, Wheatley AK, Juno JA, et al. Neutralizing antibody levels are highly predictive of immune protection from symptomatic SARS-CoV-2 infection. *Nat Med*. 2021:1-7.
5. Gardner BJ, Kilpatrick AM. Third doses of COVID-19 vaccines reduce infection and transmission of SARS-CoV-2 and could prevent future surges in some populations: a modeling study. *medRxiv*. 2021:2021.10.25.21265500.
6. Cohen JA, Stuart RM, Rosenfeld K, Lyons H, White M, Kerr CC, et al. Quantifying the role of naturally- and vaccine-derived neutralizing antibodies as a correlate of protection against COVID-19 variants. *medRxiv*. 2021:2021.05.31.21258018.
7. van Gils MJ, Lavell AHA, van der Straten K, Appelman B, Bontjer I, Poniman M, et al. Four SARS-CoV-2 vaccines induce quantitatively different antibody responses against SARS-CoV-2 variants. *medRxiv*. 2021:2021.09.27.21264163.
8. Chen X, Chen Z, Azman AS, Sun R, Lu W, Zheng N, et al. Neutralizing antibodies against severe acute respiratory syndrome coronavirus 2 (SARS-CoV-2) variants induced by natural infection or vaccination: a systematic review and pooled analysis. *Clin Infect Dis*. 2021.
9. Higdon MM, Wahl B, Jones CB, Rosen JG, Truelove SA, Baidya A, et al. A systematic review of COVID-19 vaccine efficacy and effectiveness against SARS-CoV-2 infection and disease. *medRxiv*. 2021:2021.09.17.21263549.
10. Cele S, Jackson L, Khan K, Khoury DS, Moyo-Gwete T, Tegally H, et al. SARS-CoV-2 Omicron has extensive but incomplete escape of Pfizer BNT162b2 elicited neutralization and requires ACE2 for infection. *medRxiv*. 2021:2021.12.08.21267417.
11. Sheward DJ, Kim C, Pankow A, Dopico XC, Martin D, Dillner J, et al. Preliminary Report - Early release, subject to modification Quantification of the neutralization resistance of the Omicron Variant of Concern. <https://drive.google.com/file/d/1CuxmNYj5cpluxWXhjjVmuDqntxXwlfXQ/view>. 2021.
12. Wilhelm A, Wiedera M, Grikscheit K, Toptan T, Schenk B, Pallas C, et al. Reduced Neutralization of SARS-CoV-2 Omicron Variant by Vaccine Sera and monoclonal antibodies. *medRxiv*. 2021:2021.12.07.21267432.

Supplemental Tables

Table S1. Ratio of neutralizing antibody titers relative to wild-type SARS-CoV-2, obtained from (8).

Study (8)	Alpha	Beta	Delta	Gamma
Anichini et al.	1.1	4.2	-	1.2
Cantoni et al.	1.6, 1.5	1.5, 3.4	-	3.5, 4.4
Dupont et al.	2.8, 3, 2.2, 2.1, 1.8, 2.9	7.2, 5.3, 3.5, 2.7, 2.7,6.7	-	1.1, 1.2, 1.2, 1,1. 1.0, 1.2
Garcia-Beltran et al.	2.1	34.5, 41.2, 42.4	-	6.7
Leier et al.	2.6, 1.5	12.2	-	3.4, 1.3
Liu et al.	0.8	2.7	-	1.2
Lustig et al.	1.5	8.8	4.3	2
McCallum et al.	1.3, 1.2, 1.9	3.7, 2.1, 4.4	-	2.1,1.2, 3.3
Su et al.	1.4	9.1	-	1.8
Tang et al.	3.5	12.1	-	4.8
van Gils et al.	1.9	5.3	4.4	2.3
Wu et al. a	1.2, 2.8	6.8, 7.3, 8.4	3.3, 2.1, 1.1	3.2
Zhang et al.	2.2	4.6	-	1.9

Table S2. Vaccine effectiveness estimates obtained from (9).

Study	Country	Study design	Variant	History of COVID	Vaccine	Endpoint	VE	(95% CI)	Days post final dose	Effective sample size
Polinski et al.	USA	Retrospective	Alpha	Excluded	J&J	Hospitalization	0.81	(0.79-0.84)	14+	1000
Skowronski et al.	Canada	Test-Negative	Alpha	Excluded	Pfizer	Hospitalization	0.96	(0.83-0.99)	14+	30
Andrews et al.	England	Test-Negative	Alpha	Excluded	Pfizer	Hospitalization	0.979	(0.914-0.995)	14+	40
Andrews et al.	England	Test-Negative	Alpha	Excluded	Astrazeneca	Hospitalization	0.939	(0.849-0.975)	14+	62
Stowe	UK	Test-Negative	Alpha	Unknown	Pfizer	Hospitalization	0.95	(0.78-0.99)	14+	25
Stowe	UK	Test-Negative	Alpha	Unknown	Astrazeneca	Hospitalization	0.86	(0.53-0.96)	14+	10
Haas et al.	Israel	Retrospective	Alpha	Excluded	Pfizer	Hospitalization	0.972	(0.968-0.975)	7+	9400
Martinez-Bas	Spain	Prospective Cohort	Alpha	Excluded	Pfizer	Hospitalization	0.94	(0.6-0.99)	14+	7

Nasreen et al.	Canada	Test-Negative	Alpha	Excluded	Pfizer	Hospitalization or Death	0.96	(0.92-0.97)	14+	700
Nasreen et al.	Canada	Test-Negative	Alpha	Excluded	Moderna	Hospitalization or Death	0.95	(0.41-0.99)	14+	300
Nasreen et al.	Canada	Test-Negative	Alpha	Excluded	Astrazeneca	Hospitalization or Death	0.92	(0.967-0.972)	14+	4
Haas et al.	Israel	Retrospective cohort	Alpha	Excluded	Pfizer	Symptomatic disease	0.97	(0.73-0.88)	7+	1760
Martinez-Bas et al.	Spain	Prospective cohort	Alpha	Excluded	Pfizer	Symptomatic disease	0.82	(0.86-0.9)	14+	109
Nasreen et al.	Canada	Test-Negative	Alpha	Excluded	Pfizer	Symptomatic disease	0.88	(0.916-0.953)	14+	900
Lopez-Bernal et al.	UK	Test-Negative	Alpha	Excluded	Pfizer	Symptomatic disease	0.937	(0.938-0.959)	14+	693
Andrews et al.	England	Test-Negative	Alpha	Excluded	Pfizer	Symptomatic disease	0.95	(0.39-0.99)	14+	1800
Nasreen et al.	Canada	Test-Negative	Beta	Excluded	Pfizer	Hospitalization or Death	0.92	(0.86-0.99)	14+	4
Nasreen et al.	Canada	Test-Negative	Beta	Excluded	Pfizer	Symptomatic disease	0.86	(0.75-0.97)	14+	1

Polinski et al.	USA	Retrospective	Delta	Excluded	J&J	Hospitalization	0.85	(0.949-0.957)	14+	65
Grannis et al.	USA	Test-Negative	Delta	Included	J&J	Hospitalization	0.6	(0.9-0.93)	14+	11
Grannis et al.	USA	Test-Negative	Delta	Included	Pfizer	Hospitalization	0.8	(0.86-0.92)	14+	190
Grannis et al.	USA	Test-Negative	Delta	Included	Moderna	Hospitalization	0.95	(0.82-0.91)	14+	300
Skowronski et al.	Canada	Test-Negative	Delta	Excluded	Pfizer	Hospitalization	0.98	(0.66-0.78)	14+	3230
Skowronski et al.	Canada	Test-Negative	Delta	Excluded	Moderna	Hospitalization	0.97	(0.56-0.73)	14+	1200
Skowronski et al.	Canada	Test-Negative	Delta	Excluded	Astrazeneca	Hospitalization	0.92	(0.909-0.982)	14+	160
Andrews et al.	England	Test-Negative	Delta	Excluded	Pfizer	Hospitalization	0.967	(0.734-0.955)	14+	8500
Andrews et al.	England	Test-Negative	Delta	Excluded	Astrazeneca	Hospitalization	0.93	(0.71-0.79)	14+	8000
Tartof et al.	USA	Retrospective	Delta	Included	Pfizer	Hospitalization	0.93	(0.66-0.77)	7+	80

Bruxvoort et al.	USA	Test-Negative	Delta	Unknown	Pfizer	Hospitalization	0.976	(0.414-0.672)	14+	100
Stowe	UK	Test-Negative	Delta	Unknown	Pfizer	Hospitalization	0.96	(0.78-0.913)	14+	40
Stowe	UK	Test-Negative	Delta	Unknown	Astrazeneca	Hospitalization	0.92	(0.75-0.82)	14+	25
Nasreen et al.	Canada	Test-Negative	Delta	Excluded	Pfizer	Hospitalization or Death	0.98	(0.53-0.66)	14+	400
Nasreen et al.	Canada	Test-Negative	Delta	Excluded	Moderna	Hospitalization or Death	0.98	(0.507-0.669)	14+	100
Nasreen et al.	Canada	Test-Negative	Delta	Excluded	Astrazeneca	Hospitalization or Death	0.9	(0.71-0.94)	14+	15
Nasreen et al.	Canada	Test-Negative	Delta	Excluded	Pfizer	Symptomatic disease	0.92	(0.44-0.85)	14+	485
Lopez-Bernal et al.	UK	Test-Negative	Delta	Excluded	Pfizer	Symptomatic disease	0.88	(0.54-1)	14+	715
Tang et al.	Qatar	Test-Negative	Delta	Included	Pfizer	Symptomatic disease	0.444	(0.41-0.79)	14+	205
Andrews et al.	England	Test-Negative	Delta	Excluded	Pfizer	Symptomatic disease	0.835	(0-0.76)	14+	235000

Nordstrom et al.	Sweden	Retrospective cohort	Delta	Excluded	Pfizer	Symptomatic disease	0.78	(-0.77-0.55)	14+	26500
Skowronski et al.	Canada	Test-Negative	Gamma	Excluded	Pfizer	Hospitalization	0.95	(0.86-0.95)	14+	30
Ranzani et al.	Brazil	Test-Negative	Gamma	Excluded	J&J	Hospitalization	0.729	0.351	28+	
Nasreen et al.	Canada	Test-Negative	Gamma	Excluded	Pfizer	Hospitalization or Death	0.94	0.59	14+	7
Nasreen et al.	Canada	Test-Negative	Gamma	Excluded	Pfizer	Symptomatic disease	0.9	0.76	14+	50
Nasreen	Canada	Test negative case-control	Alpha	unknown	Moderna	Symptomatic disease	0.92	(0-0.98)	7+	127
Nasreen	Canada	Test negative case-control	Alpha	unknown	Pfizer	Symptomatic disease	0.89	(0.73-0.91)	7+	600
Lopez Bernal ²	UK	Test negative case-control	Alpha	excluded	Astrazeneca	Symptomatic disease	0.745	(0.73-0.85)	14+	262
Chemaitelly	Qatar	Retrospective cohort	Alpha	excluded	Moderna	infection	1	(0.97-0.98)	14+	19
Haas	Israel	Retrospective cohort	Alpha	excluded	Pfizer	infection	0.953	(0.96-0.98)	>7	8976
Sheikh	Scotland	Test negative case-control	Alpha	unknown	Pfizer	infection	0.92	(0.86-0.95)	14+	1191

Abu-Raddad	Qatar	Test negative case-control	Alpha	unknown	Pfizer	infection	0.9	(0.963-0.97)	>14	385
Abu-Raddad	Qatar	Retrospective cohort	Alpha	unknown	Pfizer	infection	0.87	(0.924-0.935)	>14	209
Sheikh	Scotland	Test negative case-control	Alpha	unknown	Astrazeneca	infection	0.73	(0.84-0.96)	14+	223
Martinez-Baz	Spain	Prospective cohort	Alpha	excluded	Pfizer	infection	0.65	(0.928-0.992)	14+	126
Chemaitelly	Qatar	Test negative case-control	Beta	unknown	Moderna	infection	0.96	(0.853-0.901)	14+	122
Chemaitelly	Qatar	Retrospective cohort	Beta	excluded	Moderna	infection	0.878	(0.37-0.509)	14+	41
Abu-Raddad	Qatar	Test negative case-control	Beta	unknown	Pfizer	infection	0.75	(0.833-0.836)	>14	459
Abu-Raddad	Qatar	Retrospective cohort	Beta	unknown	Pfizer	infection	0.72	(0.78-0.79)	>14	261
Tang	Qatar	Test negative case-control	Delta	included	Moderna	Symptomatic disease	0.858	(0.55-0.75)	14+	39
Lopez Bernal ²	UK	Test negative case-control	Delta	excluded	Astrazeneca	Symptomatic disease	0.67	(0.57-0.74)	14+	314

Tang	Qatar	Test negative case-control	Delta	included	Pfizer	Symptomatic disease	0.561	(0.65-0.92)	14+	55
Tang	Qatar	Test negative case-control	Delta	included	Moderna	infection	0.861	(0.2-0.85)	14+	117
Sheikh	Scotland	Test negative case-control	Delta	unknown	Pfizer	infection	0.79	(0.89-0.97)	14+	520
Sheikh	Scotland	Test negative case-control	Delta	unknown	Astrazeneca	infection	0.6	(0.83-0.95)	14+	233
Tang	Qatar	Test negative case-control	Delta	included	Pfizer	infection	0.596	(0.9-0.98)	14+	148
Heath	UK	Clinical Trial	Alpha	unknown	Novavax	Symptomatic disease	0.83	(0.31-0.77)	7+	40
Emary	UK	Clinical Trial	Alpha	unknown	Astrazeneca	Symptomatic disease	0.7	(0.92-0.97)	14+	24
Thomas	South Africa	Clinical Trial	Beta	unknown	Pfizer	Symptomatic disease	1	(0.96-0.99)	7+	6
Sadoff	South Africa	Clinical Trial	Beta	unknown	J&J	Symptomatic disease	0.64	(0.93-1)	28+	26
Shinde	South Africa	Clinical Trial	Beta	unknown	Novavax	Symptomatic disease	0.51	(0.67-0.97)	7+	6

Madhi	South Africa	Clinical Trial	Beta	unknown	Astrazeneca	Symptomatic disease	0.1	(0.89-0.94)	14+	1
Sadoff	Global	Clinical Trial	D614G	unknown	J&J	Symptomatic disease	0.66	(0.83-0.99)	28+	91
Voysey	Global	Clinical Trial	D614G	unknown	Astrazeneca	Symptomatic disease	0.67	(0.351-0.911)	14+	123
Tanriover	Turkey	Clinical Trial	D614G	unknown	Sinovac	Symptomatic disease	0.84	(0.59-0.99)	14+	30
Soeriaatmadja	Indonesia	Clinical Trial	D614G	unknown	Sinovac	Symptomatic disease	0.65	(0.76-0.96)	14+	9
Baden	USA	Clinical Trial	D614G	unknown	Moderna	Symptomatic disease	0.94	(0.86-0.96)	14+	134
Novavax	USA, Mexico	Clinical Trial	D614G	unknown	Novavax	Symptomatic disease	0.9	(0.86-0.91)	7+	103
Polack	Global	Clinical Trial	D614G	unknown	Pfizer	Symptomatic disease	0.95	(0.684-0.794)	7+	200
Logunov	Russia	Clinical Trial	D614G	unknown	Sputnik V	Symptomatic disease	0.92	(0.825-1)	21+	140

Table S3. Predicted VE values for Delta and Omicron variants by vaccine, vaccination status (two-dose, waned, or boosted), and endpoint (“All infections” and “Transmission” are based on analyses from (5); all others are from Figure 5). Rows in italics are substantial extrapolations beyond the range of neutralizing antibody data and should be interpreted with extreme caution.

Vaccine	Endpoint	Variant	Dose	VE (95% CI)
<i>Pfizer</i>	<i>All infections</i>	<i>Delta</i>	<i>Waned</i>	<i>39.6 (34.6-44.8)</i>
Pfizer	All infections	Delta	Two dose	77.7 (76.4-78.9)
Pfizer	All infections	Delta	Boosted	89.9 (89.1-90.6)
<i>Moderna</i>	<i>All infections</i>	<i>Delta</i>	<i>Waned</i>	<i>49.6 (45.3-54)</i>
Moderna	All infections	Delta	Two dose	84.4 (83.6-85.2)
Moderna	All infections	Delta	Boosted	88.5 (87.7-89.2)
<i>Pfizer</i>	<i>All infections</i>	<i>Omicron</i>	<i>Waned</i>	<i>7.1 (4.8-10.5)</i>
Pfizer	All infections	Omicron	Two dose	29. (24-34.6)
Pfizer	All infections	Omicron	Boosted	51 (46.7-55.2)
<i>Moderna</i>	<i>All infections</i>	<i>Omicron</i>	<i>Waned</i>	<i>10.4 (7.3-14.5)</i>
Moderna	All infections	Omicron	Two dose	38.9 (33.9-44.1)
Moderna	All infections	Omicron	Boosted	47.3 (42.8-51.9)
Pfizer	Documented infection	Delta	Waned	50.5 (44.8-56.2)
Pfizer	Documented infection	Delta	Two dose	83.9 (82.6-85.1)
Pfizer	Documented infection	Delta	Boosted	92.8 (91.4-94)
Moderna	Documented infection	Delta	Waned	60.3 (56.1-64.4)
Moderna	Documented infection	Delta	Two dose	88.9 (87.6-90.2)

Moderna	Documented infection	Delta	Boosted	91.8 (90.4-93.1)
<i>Pfizer</i>	<i>Documented infection</i>	<i>Omicron</i>	<i>Waned</i>	<i>11.2 (6.8-17.8)</i>
Pfizer	Documented infection	Omicron	Two dose	39.1 (32.3-46.3)
Pfizer	Documented infection	Omicron	Boosted	61.5 (57.5-65.4)
<i>Moderna</i>	<i>Documented infection</i>	<i>Omicron</i>	<i>Waned</i>	<i>15.7 (10.4-23.2)</i>
Moderna	Documented infection	Omicron	Two dose	49.8 (44-55.6)
Moderna	Documented infection	Omicron	Boosted	58.1 (53.5-62.6)
Pfizer	Hospitalization	Delta	Waned	88.8 (87.7-89.8)
Pfizer	Hospitalization	Delta	Two dose	96.3 (96.1-96.5)
Pfizer	Hospitalization	Delta	Boosted	98.1 (97.8-98.3)
Moderna	Hospitalization	Delta	Waned	91.4 (90.7-92)
Moderna	Hospitalization	Delta	Two dose	97.3 (97.1-97.5)
Moderna	Hospitalization	Delta	Boosted	97.9 (97.6-98.1)
<i>Pfizer</i>	<i>Hospitalization</i>	<i>Omicron</i>	<i>Waned</i>	<i>63.1 (56.9-68.9)</i>
Pfizer	Hospitalization	Omicron	Two dose	85 (83.1-86.6)
Pfizer	Hospitalization	Omicron	Boosted	91.7 (91.1-92.3)
<i>Moderna</i>	<i>Hospitalization</i>	<i>Omicron</i>	<i>Waned</i>	<i>69.6 (64.6-74.2)</i>
Moderna	Hospitalization	Omicron	Two dose	88.6 (87.5-89.6)
Moderna	Hospitalization	Omicron	Boosted	90.9 (90.1-91.5)
Pfizer	Symptomatic disease	Delta	Waned	36.8 (32.4-41.5)

Pfizer	Symptomatic disease	Delta	Two dose	83.1 (82.9-83.2)
Pfizer	Symptomatic disease	Delta	Boosted	94.2 (93.6-94.7)
Moderna	Symptomatic disease	Delta	Waned	49.5 (45.8-53.2)
Moderna	Symptomatic disease	Delta	Two dose	89.6 (89.1-90.1)
Moderna	Symptomatic disease	Delta	Boosted	93.1 (92.5-93.6)
<i>Pfizer</i>	<i>Symptomatic disease</i>	<i>Omicron</i>	<i>Waned</i>	<i>3.6 (2.4-5.6)</i>
Pfizer	Symptomatic disease	Omicron	Two dose	24.1 (19.9-29.)
Pfizer	Symptomatic disease	Omicron	Boosted	51.2 (47.7-54.7)
<i>Moderna</i>	<i>Symptomatic disease</i>	<i>Omicron</i>	<i>Waned</i>	<i>6 (4.1-8.6)</i>
Moderna	Symptomatic disease	Omicron	Two dose	35.9 (31.5-40.6)
Moderna	Symptomatic disease	Omicron	Boosted	46.6 (42.7-50.5)
Pfizer	Transmission	Delta	Waned	5 (2.2-10.9)
Pfizer	Transmission	Delta	Two dose	21.6 (17.5-26.4)
Pfizer	Transmission	Delta	Boosted	41 (31.1-51.6)
Moderna	Transmission	Delta	Waned	7.3 (3.9-13.3)
Moderna	Transmission	Delta	Two dose	30 (24.3-36.3)
Moderna	Transmission	Delta	Boosted	37.6 (29.1-46.8)
<i>Pfizer</i>	<i>Transmission</i>	<i>Omicron</i>	<i>Waned</i>	<i>0.6 (0.1-3.5)</i>
Pfizer	Transmission	Omicron	Two dose	3.2 (1.2-8.5)
Pfizer	Transmission	Omicron	Boosted	7.7 (4.2-13.7)
<i>Moderna</i>	<i>Transmission</i>	<i>Omicron</i>	<i>Waned</i>	<i>0.9 (0.2-4.4)</i>

Moderna	Transmission	Omicron	Two dose	4.9 (2.1-10.7)
Moderna	Transmission	Omicron	Boosted	6.7 (3.4-12.7)