

1 **Title:** Critical success factors for routine immunization performance: A case study of Zambia  
2 2000 to 2018

3  
4 **Authors:** Katie Rodriguez<sup>a</sup>, Kyra A. Hester<sup>a</sup>, Chama Chanda<sup>c</sup>, Roopa Darwar<sup>a</sup>, Bonheur  
5 Dounebaine<sup>a</sup>, Anna S. Ellis<sup>a</sup>, Pinar Keskinocak<sup>d</sup>, Abimbola Leslie<sup>b</sup>, Mwangala Manyando<sup>c</sup>,  
6 Maurice Sililo Manyando<sup>c</sup>, Dima Nazzal<sup>e</sup>, Emily Awino Ogutu<sup>a</sup>, Zoe Sakas<sup>a</sup>, Francisco Castillo-  
7 Zunino<sup>e</sup>, William Kilembe<sup>c</sup>, Robert A. Bednarczyk<sup>a</sup>, Matthew C. Freeman<sup>a\*</sup>, and the Vaccine  
8 Exemplars Research Consortium

9  
10 **Author affiliations:**

11 <sup>a</sup> Rollins School of Public Health, Emory University, Atlanta, GA, USA

12 <sup>b</sup> Laney Graduate School, Emory University, Atlanta, GA, USA

13 <sup>c</sup> Center for Family Health Research in Zambia, Lusaka, Zambia

14 <sup>d</sup> College of Engineering, Georgia Institute of Technology, Atlanta, GA, USA

15 <sup>e</sup> H. Milton Stewart School of Industrial and Systems Engineering, Georgia Institute of  
16 Technology, Atlanta, GA, USA

17 \*Correspondence to: [Matthew.Freeman@emory.edu](mailto:Matthew.Freeman@emory.edu); 404-712-8767; 1518 Clifton Road NE,  
18 Atlanta, GA, 30322

19  
20 **Author emails:** [rodriguez.katie.c@gmail.com](mailto:rodriguez.katie.c@gmail.com); [kyra.alexandra.hester@emory.edu](mailto:kyra.alexandra.hester@emory.edu);  
21 [chamachanda75@gmail.com](mailto:chamachanda75@gmail.com); [roopa.darwar@alumni.emory.edu](mailto:roopa.darwar@alumni.emory.edu); [dounebaine@gmail.com](mailto:dounebaine@gmail.com);  
22 [anna.s.ellis@emory.edu](mailto:anna.s.ellis@emory.edu); [pinar@isye.gatech.edu](mailto:pinar@isye.gatech.edu); [bimboleslie@yahoo.com](mailto:bimboleslie@yahoo.com);  
23 [mwangy1980@gmail.com](mailto:mwangy1980@gmail.com); [smanyando@gmail.com](mailto:smanyando@gmail.com); [dima.nazzal@gatech.edu](mailto:dima.nazzal@gatech.edu);  
24 [emily.ogutu@emory.edu](mailto:emily.ogutu@emory.edu); [zoe.marie.sakas@emory.edu](mailto:zoe.marie.sakas@emory.edu); [fj.castillo.zunino@gatech.edu](mailto:fj.castillo.zunino@gatech.edu);  
25 [wkilembe@rzhrg-mail.org](mailto:wkilembe@rzhrg-mail.org); [robert.a.bednarczyk@emory.edu](mailto:robert.a.bednarczyk@emory.edu); [matthew.freeman@emory.edu](mailto:matthew.freeman@emory.edu)

26

27 **Authors' contributions:**

28 KH, AE, WK, RB, MCF: project conceptualization and methodology; KM, CC, BD, CK, AL, MM,  
29 MSM, EAO, WK, RB: investigation and data curation; KM, KH, CC, RD, BD, AE, PK, AL, MM,  
30 MSM, DN, EAO, ZS, FCZ, WK, RB, MCF: formal analysis; KM, KH, RD, BD, AL, EAO, ZS, FCZ:  
31 writing - original; KM, KH, RD, AE, AL, ZS, FCZ, WK, RB, MCF: writing – review and editing;  
32 all authors provided approval of the submitted version.

33

34 **Vaccine Exemplars Research Consortium authors:**

35 Lucy M. Banda<sup>c</sup>, Natália S. Bueno<sup>f</sup>, Matthew R. Dudgeon<sup>g</sup>, Cam Escoffery<sup>a</sup>, Kimberley R. Isett<sup>h</sup>,  
36 Chandni Jaishwal<sup>a</sup>, Hanleigh James<sup>a</sup>, Sheba Juma<sup>c</sup>, Chishiba Kabengele<sup>c</sup>, Chanda  
37 Kwendakwape<sup>c</sup>, Rebecca MacKay<sup>a</sup>, B. Pablo Montagnes<sup>f</sup>, Annie M. Mwaanga<sup>e</sup>, Saad Omer<sup>i</sup>,  
38 Walter Orenstein<sup>g</sup>, Hilda Phiri<sup>c</sup>, Lister Pilingana<sup>c</sup>, Miguel R. Rueda<sup>f</sup>, Simone Rosenblum<sup>j</sup>, Vivian  
39 Tsao<sup>f</sup>, Zhuoting Yu<sup>e</sup>

40

41 **Consortium author affiliations:**

42 <sup>f</sup> College of Arts and Sciences, Emory University, Atlanta, GA, USA

43 <sup>g</sup> Emory University School of Medicine, Emory University, Atlanta, GA, USA

44 <sup>h</sup> Biden School of Public Policy and Administration, University of Delaware, Newark, DE, USA

45 <sup>i</sup> Yale School of Medicine, Yale University, New Haven, CT, USA

46 <sup>j</sup> School of Public Policy, Georgia Institute of Technology, Atlanta, GA, USA

47

48 **Consortium author emails:**

49 lbanda@rzhr-g-mail.org; natalia.bueno@emory.edu; matthew.dudgeon@emoryhealthcare.org;  
50 cescoff@emory.edu; kri@udel.edu; chandnijaishwal1@gmail.com; hanleighj@gmail.com;  
51 sjuma@rzhr-g-mail.org; ckabengele@rzhr-g-mail.org; chandakwendakwape@yahoo.com;  
52 becky.mackay@emory.edu; pablo.montagnes@emory.edu; amwaanga@rzhr-g-mail.org;

53 saad.omer@yale.edu; worenst@emory.edu; hphiri@rzhrg-mail.org; lpilingana@gmail.com;

54 miguel.rueda@emory.edu; sjohnson333@gatech.edu; vivian.tsao@emory.edu;

55 zhuoting@gatech.edu

56

### 57 **Consortium authors' contributions:**

58 NB, MD, CE, KI, BPM, WO, MR: project conceptualization; LB, SJ, CK, AM, HP, LP:

59 investigation and data curation; LB, CE, KI, CJ, HJ, SJ, CK, RM, AM, WO, HP, LP, SR, VT, ZY:

60 formal analysis; MD, CE, KI, RM, WO, SR, ZY: writing – review and editing; all authors

61 provided approval of the submitted version.

62

## 63 **Highlights**

64 • This paper describes how policies and programs contributed to improved vaccine  
65 coverage in Zambia

66 • Communication, coordination, and collaboration between implementing levels were  
67 imperative

68 • Adjacent successes in health systems strengthening and governance were leveraged

69 • Policies in Zambia include flexibility in implementation for tailored approaches in each  
70 district

71

## 72 **Abbreviations**

73 CBV Community-based volunteer

74 CFHRZ Center for Family Health Research in Zambia

75 CFIR Consolidated Framework for Implementation Research

76 CHAZ Churches Health Association of Zambia

77 CICI Context and implementation of complex interventions

- 78 ICC Inter-agency Coordinating Committee
- 79 NHC Neighborhood Health Committee
- 80 ZITAG Zambia Immunization Technical Advisory Group
- 81
- 82
- 83

## 84 **Abstract**

### 85 **Introduction**

86 The essential components of a vaccine delivery system are well-documented, but robust  
87 evidence on how and why the related processes and implementation strategies prove effective at  
88 driving coverage is not well-established. To address this gap, we identified critical success  
89 factors associated with advancing key policies and programs that may have led to the substantial  
90 changes in routine childhood immunization coverage in Zambia between 2000 and 2018.

91

### 92 **Methods**

93 We conducted mixed-methods research based on an evidence-based conceptual framework of  
94 core vaccine system requirements. Additional facilitators and barriers were explored at the  
95 national and subnational levels in Zambia. We conducted a thematic analysis grounded in  
96 implementation science frameworks to determine the critical success factors for improved  
97 vaccine coverage.

98

### 99 **Results**

100 The following success factors emerged: 1) the Inter-agency Coordinating Committee was  
101 strengthened for long-term engagement which, complemented by the Zambia Immunization  
102 Technical Advisory Group, is valued by the government and integrated into national-level  
103 decision-making; 2) the Ministry of Health improved the coordination of data collection and  
104 review for informed decision-making across all levels; 3) Regional multi-actor committees  
105 identified development priorities, strategies, and funding, and iteratively adjusted policies to  
106 account for facilitators, barriers, and lessons learned; 4) Vaccine messaging was disseminated  
107 through multiple channels, including the media and community leaders, increasing trust in the  
108 government by community members; 5) The Zambia Ministry of Health and Churches Health

109 Association of Zambia formalized a long-term organizational relationship to leverage the  
110 strengths of faith-based organizations; and 6) Neighborhood Health Committees spearheaded  
111 community-driven strategies via community action planning and ultimately strengthened the  
112 link between communities and health facilities.

113

## 114 **Conclusion**

115 Broader health systems strengthening and strong partnerships between various levels of the  
116 government, communities, and external organizations were critical factors that accelerated  
117 vaccine coverage in Zambia. These partnerships were leveraged to strengthen the overall health  
118 system and healthcare governance.

119

## 120 **Keywords**

121 Vaccine policy, vaccine programming, childhood vaccination, health systems strengthening,  
122 implementation research

123

124

125

## 126 **1. Introduction**

127 Vaccination, a pillar of preventive healthcare, is one of the most influential and comprehensive  
128 public health interventions of the last century, averting an estimated 2-3 million deaths annually  
129 [1, 2]. Effective vaccination programs and the goal to attain universal access to safe, effective,  
130 and affordable vaccines by 2030 underpin fourteen of the seventeen Sustainable Development  
131 Goals [3]. The Global Vaccine Action Plan (GVAP) targets at least 90% country-level coverage of  
132 the third dose of diphtheria, tetanus, pertussis vaccine (DTP3) among 1-year-old children, a  
133 globally recognized proxy for vaccination system performance, and 80% DTP3 coverage in  
134 countries' subnational levels [4]. Global DTP3 coverage reached 83% in 2009, but has remained  
135 relatively stagnant since then. Only 65% of the World Health Organization (WHO) Member  
136 States achieved 90% or greater DTP3 immunization coverage in 2018 [5]. That same year, the  
137 African Region reported the lowest DTP3 coverage among the six WHO regions with 73%  
138 coverage, a slight improvement from 71% coverage in 2010 [6]. However, within the African  
139 Region, certain exemplar countries have outperformed their peers regarding high and  
140 sustainable immunization coverage providing an opportunity to examine the critical  
141 components of effective vaccine delivery.

142  
143 The essential components of an effective vaccine delivery system are well established and  
144 include strong leadership and governance, healthcare financing, human resources, supply chain,  
145 and information systems [7]. The identified determinants of vaccine coverage include intent to  
146 vaccinate, community access, and health facility capacity [8]. However, evidence on how these  
147 components contribute to immunization program performance, the effect of multiple  
148 simultaneous initiatives, and actionable recommendations for implementation are lacking for  
149 specific country and regional contexts [7, 8]. The role of contextual factors such as health system  
150 capacity, national-level economic and political factors, and global health policies – essential

151 characteristics for understanding the settings within which vaccine delivery systems operate –  
152 have seldom been reported [7]. Applying a positive deviance lens to the relative contributions of  
153 these essential health system components to increases in immunization coverage may identify  
154 transferable lessons and support actionable recommendations to improve national  
155 immunization coverage and increase vaccine equity [9].

156

157 While median DTP3 coverage in the African region increased from 52% to 73% between 2000  
158 and 2018, nine countries in the region have achieved exemplary improvements in coverage as  
159 defined in a forthcoming Exemplars in Vaccine Delivery protocol paper (unpublished  
160 manuscript), reaching beyond 73%, and even 85%, in this same period [6]. Zambia further  
161 improved and maintained high DTP3 coverage, with 85% and 90% coverage in 2000 and 2018,  
162 respectively [6]. Zambia has maintained consistently high coverage of the first dose of DTP  
163 (DTP1) since the early 2000s, while simultaneously closing the gap between DTP1 and DTP3  
164 from 2000 to 2017, with strong growth periods from 2007 to 2009 and 2013 to 2017 (Figure 1)  
165 [10].

166

167 We used a positive deviance, case study methodology to identify and understand critical policies,  
168 programs, and other contributing factors that influenced high coverage rates in Zambia. Similar  
169 approaches have been used elsewhere to identify success factors associated with stunting,  
170 under-five mortality, and community health worker programs [9]. We modified an existing  
171 evidence-based conceptual framework that describes the core requirements for vaccine systems,  
172 and explored additional facilitators and barriers to vaccine coverage at national and subnational  
173 levels [8]. The framework incorporates demand and supply-side components to ascertain critical  
174 success factors and their implementation strategies. These results informed a novel framework  
175 that models the multidimensional critical components of an immunization program from public,  
176 private, and local entities that may support translatable lessons in other settings.



177

178 The goal of this study was to identify critical success factors that contributed to exemplary  
179 growth in routine early childhood vaccine coverage in Zambia that can lead to actionable  
180 recommendations for improving immunization programming in other settings. The critical  
181 success factors presented in this paper are not intended to be exhaustive or universal, nor to  
182 disregard other success factors or challenges; indeed, the context in which the program rests is  
183 crucial. Rather, this paper describes the implementation and execution of successful policies and  
184 programs and their means of contributing to the improvement in immunization program  
185 performance in the Zambian context.

186

## 187 **2. Materials and methods**

### 188 **2.1. Study design and setting**

189 We employed a hypothesis-generating, mixed-methods study design to explore the critical  
190 success factors that contributed to routine immunization coverage for children under 1 year of  
191 age in Zambia from 2000 to 2018. This case study was nested within the Exemplars in Vaccine  
192 Delivery Project of the Exemplars in Global Health Program, a project to identify components  
193 that made the study countries – Zambia, Nepal, and Senegal – exemplary in improving vaccine  
194 program performance [9]. Discussion of additional success factors, challenges, and contextual  
195 factors are described elsewhere [11].

196

197 We developed a conceptual model (Figure 2) to organize the complex interplay of factors  
198 impacting global childhood vaccine coverage, based on the work of Phillips et al. and LaFond et  
199 al., and a broader review of the vaccine confidence and coverage literature (Figure 2) [8, 12]. We  
200 conducted an initial scoping visit to gather preliminary information which guided research tool

201 development. Conclusions about the role of specific practices and interventions were driven by  
202 empiric data collection and analysis rather than *a priori* assumptions about their importance.  
203  
204 Zambia was one of three countries selected as exemplars in vaccine delivery based on selection  
205 criteria as described in a forthcoming Exemplars in Vaccine Delivery protocol paper  
206 (unpublished manuscript). In the Zambian analysis, DTP1 and DTP3 coverage estimates served  
207 as proxies of the vaccine delivery system, with DTP1 as an index of access and DTP3 as an index  
208 of continuous utilization of healthcare services and the overall strength of the national  
209 immunization program [13]. In consultation with national stakeholders and available data, we  
210 selected three provinces in Zambia as study locations while considering heterogeneity via the  
211 following characteristics: 1) population density; 2) high and low performers, grouped by DTP3  
212 coverage >90% and ≤90% coverage, respectively; 3) DTP3 coverage growth greater than 1%  
213 from 2000 to 2018; and 4) inclusion of the capital city of Lusaka.  
214  
215 Lusaka, Central, and Luapula Provinces were ultimately selected with rolling 3-year averages of  
216 94.2%, 87.6%, and 85.0% DTP3 coverage in 2017, respectively [10]. We selected three districts  
217 within each province with consideration to varying DTP3 coverage and growth levels, the  
218 creation of new districts from 2011 to 2018, and stakeholder recommendations. Health facilities  
219 were selected based on the recommendations from the provincial and district health directors  
220 while considering differences in DTP3 coverage and growth. Additionally, a health facility was  
221 selected based on proximity to each district capital.

222

## 223 **2.2 Quantitative data collection and analysis**

224 Quantitative data were collected through secondary datasets, which included information from  
225 the Ministry of Health (MoH) and other partners. The primary goal of these analyses was to  
226 identify indicators that predict immunization coverage success among low- and lower-middle-

227 income countries using cross-country and multi-year mixed-effects regression models to  
228 statistically test financial, development, demographic, and other country-level indicators.  
229 Financial results from this analysis demonstrate that government health spending was positively  
230 associated with improvements in immunization coverage [14].

231

### 232 **2.3. Qualitative data collection and analysis**

233 Qualitative data were collected between October 2019 and February 2020 at the national,  
234 provincial, district, health facility, and community levels. Data were collected by the Center for  
235 Family Health Research in Zambia (CFHRZ). The interview guides were informed by the  
236 Consolidated Framework for Implementation Research (CFIR) [15] and the Context and  
237 Implementation of Complex Interventions (CICI) framework [16]. Key informant interview (KII)  
238 and focus group discussion (FGD) guides were translated in Nyanja and Bemba languages by  
239 research assistants. All interview guides were piloted before use and adjusted iteratively  
240 throughout data collection. Research assistants conducted individual or group KIIs to identify  
241 key activities and strategies during change points seen in DTP1 and DTP3 coverage from 2000  
242 to 2018. An initial list of KIIs was developed with CFHRZ and MoH officials then we used  
243 snowball sampling to identify additional key informants. FGDs were conducted to understand  
244 community-level factors immunization coverage and to identify the roles and responsibilities of  
245 frontline workers and community members within the immunization sector. Mothers, fathers,  
246 grandparents, and community-based volunteers (CBVs) were recruited from health facility  
247 catchment areas with the assistance of local health staff. The duration of KIIs and FGDs  
248 averaged one and a half hours. KIIs and FGDs were audio-recorded with the permission of  
249 participants. Research files, recordings, and transcriptions were de-identified and password  
250 protected. The activities are summarized in Table 1.

251

252 A theory-informed thematic analysis of the transcripts identified the contributing factors to  
253 success in the immunization program. We developed a codebook using a deductive approach  
254 and *a priori* data analysis, applying constructs from the CFIR and CICI frameworks, and  
255 adjusted the codebook based on the emerging themes. Transcripts were coded and analyzed  
256 using MaxQDA2020 software (Berlin, Germany). All transcripts were coded, relevant themes  
257 were identified, and visual tools were used to illustrate the findings. We considered setting and  
258 participant roles while identifying key points, and further contextualized data using historical  
259 documents and a literature review.

260

#### 261 **2.4. Ethical approval**

262 The study was approved by the University of Zambia Biomedical Research Ethics Committee  
263 (Federal Assurance No. FWA00000338, REF. No. 166-2019), the National Health Research  
264 Authority in Zambia, and the Institutional Review Board committee of Emory University,  
265 Atlanta, Georgia, USA (IRB00111474). All participants provided informed consent, either  
266 written or with their thumbprint in the presence of a witness after the possible consequences of  
267 this study was fully explained.

268

### 269 **3. Results and Discussion**

270 KIIs were conducted at national (N=22) and subnational (N=45) levels; 21 FGDs were  
271 conducted with CBVs (N=10), mothers (N=8), fathers (N=1), and grandparents (N=3) within  
272 nine districts in Zambia. Table 2 provides the general demographic information of FGD  
273 participants.

274

275 Through KIIs and policy reviews, we identified several government policies, health campaigns,  
276 disease outbreaks, natural disasters, and key interventions that may have affected immunization

277 coverage in Zambia from 2000 to 2018. Figure 3 shows the timeline summarizing these factors  
278 as compared to the coverage of BCG, DTP1, DTP3, MCV1, and Pol3 vaccines in Zambia from  
279 WHO UNICEF Estimates of National Immunization Coverage (WUENIC) and Institute for  
280 Health Metrics and Evaluation estimates [6, 10]. Funds from Gavi, the Vaccine Alliance (“Gavi”)  
281 are also included in this assessment, as local governments are required to improve vaccine  
282 logistics and management to receive assistance. Immunization coverage fluctuated considerably  
283 from 2000 to 2018 for the above-listed vaccines, especially from 2006 to 2012. Based on DTP3  
284 coverage, we identified five different time periods:

285

- 286 • Slow decrease in coverage from 2000 to 2007
- 287 ☐ Swift increase from 2007 to 2009
- 288 ☐ Swift decrease from 2010 to 2012
- 289 ☐ Steady increase from 2013 to 2017
- 290 ☐ Small decrease in 2018

291

292 Below, we describe specific strategies and policies that key informants described as success  
293 factors in Zambia.

294

295 Success factors represent either endogenous innovations – homegrown innovations developed  
296 specifically within Zambia – or exogenous innovations – adaptations of global policies and  
297 approaches to the context in Zambia. While context and culture are key factors in the successes  
298 and challenges Zambia faced, this analysis focuses on the deliberate policies and statutes that  
299 formalized and operationalized the contributing factors that led to robust immunization  
300 coverage.

301

302 Our analysis led to developing a conceptual framework (Figure 4) that categorizes critical  
303 factors, or mechanisms of success, that contributed to improvements in immunization coverage  
304 in Zambia – communication, coordination, and collaboration. Within the “Conceptual model of  
305 the drivers of vaccine coverage,” we explored the elements that were unmapped within the  
306 “Governance and Financing,” “Healthcare system,” and “Past and Present Interventions”  
307 components of our conceptual framework (Figure 2) specific to the context in Zambia. We  
308 determined that successful pathways of action (arrows) primarily travel along policy/statutory  
309 routes or cultural routes. Though few routes are exclusively policy/statutory or cultural, this  
310 differentiation highlights the importance of local context in understanding historical successes  
311 in early childhood immunization. This framework shows the flow of critical factors between and  
312 within the levels of implementation in Zambia. The functional definitions for the mechanisms of  
313 success and levels of implementation are found in Table 3. The purpose of this framework is not  
314 to build an immunization program from the ground-up, but rather to identify strategies to reach  
315 higher immunization coverage.

316

317 The Zambia Vision 2030, implemented in 2006, is a key policy that coheres long-term  
318 development agendas to the socioeconomic goals of the country and identifies equitable access  
319 to quality healthcare as a national priority. Informed by lessons learned from other countries, a  
320 series of strategic health plans stemmed from the Zambia Vision 2030 and seem to drive  
321 implementation decisions to improved coordination, collaboration, and communication across  
322 ministries, partners, and donors to promote stewardship over national policies [17].

323

### 324 **3.1. Coordination mechanism**

325

326 ***3.1.1. Established distinct functions and relations between the ICC and NITAG for***  
327 ***complementary long-term mandates.*** Inter-agency Coordinating Committees (ICCs) were

328 initially created in the 1990s by WHO as a country-level working group to coordinate polio  
329 eradication programming [18]. In 2006, Gavi adopted the ICC as a forum to support the  
330 management of Gavi funds for immunization programming, requiring involvement from key  
331 MoH personnel and in-country partners [19]. International guidelines recommended that each  
332 country establish a National Immunization Technical Advisory Group (NITAG) as an  
333 independent advisory group to facilitate rigorous decision-making at the national level and  
334 present context-specific evidence to inform policy and program development [20]. The technical  
335 advisory role of the NITAG complements the ICC's coordination of operational components of  
336 the immunization program and the strategic direction of other health sectors.

337  
338 Zambia strengthened its ICC and NITAG for long-term engagement between the entities and  
339 within national-level planning for the immunization program. The Zambian ICC diversified  
340 internal stakeholders to include more technical experts, private partners, community  
341 organizations, external donors, and subnational representatives. Additionally, the ICC expanded  
342 its scope to other health sectors in addition to immunization, allowing for horizontal  
343 coordination and operation. For high functionality, a NITAG should have clearly defined and  
344 distinct roles from the ICC, and acceptance from the national government [21]. In Zambia, the  
345 ICC and NITAG have formal interactions with defined roles and responsibilities, in which the  
346 NITAG presents evidence supporting recommendations on a certain topic and the ICC considers  
347 the evidence for decision-making. Zambia decision-makers value the NITAG as a “*key*  
348 *component of the governance system*” (Ministry of Health Officer) that complements the ICC's  
349 decision-making by providing context-specific recommendations [22]. The distinct roles  
350 between the ICC and NITAG accommodate improved integration of both bodies within national  
351 decision-making, a vital component for the success of a NITAG [20, 21]. This is a component of  
352 the coordination mechanism of success as the alignment of priorities towards a common  
353 strategic vision enhanced vaccine program performance. This collaborative approach will likely

354 continue to support future improvements and longevity of immunization policies, service  
355 delivery, and consequently, vaccinated children.

356

357 ***3.1.2. Employed a frontline approach to monitoring immunization coverage,***  
358 ***leading to informed and timely decision-making at the subnational level.*** Frontline  
359 health workers in Zambia gained localized ownership of decision-making through the routine  
360 collection and review of community data. Health facility staff use this data to identify the areas  
361 with lower immunization coverage to establish outreach sites, discuss reasons for dropouts,  
362 calculate the coverage rates at both static and outreach immunization posts, determine  
363 indicators to monitor and evaluate outreach activities, estimate resources and funding needed  
364 for outreach activities, and assess progress towards health targets. Data include the following: 1)  
365 the number of outreach posts, 2) the number of mobile posts, 3) the number of CBVs, 4)  
366 headcounts of children 0-11 months and 1-5 years, 5) community member deaths, and 6)  
367 identification of leaders in hard-to-reach areas.

368

369 To improve and sustain the quality of data reporting and management, the Monitoring and  
370 Evaluation Department at the national level provides trainings to staff at all levels on health  
371 information systems and tools. Integrated meetings for data review are held at the district and  
372 provincial levels monthly and quarterly, respectively, to monitor health worker performance,  
373 review indicators, and make timely decisions to address gaps in immunization coverage.  
374 Community-level stakeholders may attend these meetings to discuss challenges, lessons learned,  
375 or provide recommendations for improvements. The MoH formalized protocols for data review  
376 and encouraged possession and responsibility of the data at all levels – with an emphasis on the  
377 health facility and community levels so that there is greater transparency and alignment of  
378 priorities within and across levels, a component of the coordination mechanism of success [23-  
379 28].



380

381 *"We have been advising facilities that they need to own the data, they have to make*  
382 *sure that they utilize it by analyzing... If they are not meeting their targets, they need to*  
383 *assess themselves and see where they are going wrong... For those [health facilities]*  
384 *that are performing well, we find out what they are doing and we try to replicate to the*  
385 *other facilities that are not doing well." District Health Officer*

386

387 In the last decade, Zambia emphasized the use of data for decision-making, especially at  
388 subnational levels, to assess equitable access to services and then implemented various  
389 interventions to improve data quality. District-level monitoring and evaluation of data have  
390 become increasingly common, as recommended by WHO, and routine monthly and quarterly  
391 reviews of health facility and district-level data have contributed to improved immunization  
392 program performance [7, 29-31]. Zambia went further than these recommendations by  
393 delegating specific roles at all levels – health information officers at the provincial and district  
394 health offices, environmental health technicians and community health assistants in health  
395 facilities, and neighborhood health committees (NHCs) in communities – as responsible for  
396 collecting, reviewing, and reporting data on a routine basis, which promoted evidenced-based  
397 decision-making in district and community action planning. Zambia also simplified data  
398 collection tools and indicators to promote the utilization for local decision-making, a practice  
399 also seen in Kenya and Mozambique [30, 32]. According to key informants, these interventions  
400 have been critical to timely data review to make iterative adjustments for immunization  
401 performance improvement.

402

### 403 **3.2. Communication mechanism**

404

405 **3.2.1. Operationalized bottom-up feedback to adapt policies and programs to the**  
406 **local context.** GVAP called for comprehensive national immunization plans developed  
407 through a bottom-up process that includes key stakeholders from all national, subnational, and  
408 community levels [4]. Previous research has explored the importance of district health  
409 management teams tailoring immunization services to local contexts to improve coverage;  
410 however, few studies describe the steps for execution [7, 12, 31]. Global policies and guidelines  
411 are expected to be adapted to country context as necessary, and immunization programming is  
412 most successful as a shared responsibility among the national, subnational, and community  
413 levels [7]. Community ownership and trust in the government are built through strong  
414 collaboration and communication with the district health teams and local government, but it is  
415 unclear which strategies have been successful in various countries [12].

416  
417 In Zambia, the national government instituted transparent policymaking in the Zambia Vision  
418 2030, and formalized channels for feedback from the bottom up to ensure integrated planning  
419 and budgeting, a communication mechanism of success [17]. Through decentralization, while  
420 the MoH at the national level focuses on policymaking, implementation and management of  
421 immunization programming shifted to the subnational levels. The Zambian model to promote  
422 collaboration and communication between levels includes the District Development and  
423 Provincial Development Coordinating Committees. These regional multi-actor platforms  
424 identify development priorities and estimate funds required for implementing interventions.  
425 These platforms then submit their recommendations to the national level for review and  
426 approval. Additionally, the provincial level ensures that national policies are implemented and  
427 provides supportive supervision to the implementing districts and health facilities. As a strategic  
428 objective of GVAP, the provincial health offices undergo performance reviews for accountability  
429 to monitor and evaluate the implementation of policies [4]. When challenges arise at the  
430 subnational level, national policies may be adapted. District and provincial health offices host

431 meetings for community representatives to participate in the planning and evaluation of  
432 frontline activities and provide suggestions for changes. Community stakeholder feedback is  
433 incorporated into future policy iterations to create adapted approaches to the local context.  
434 Ultimately, providing an opportunity for iterative adaptation of policies improved subnational  
435 and community stakeholder ownership of program planning, implementation, and concordance  
436 across levels.

437

438 *“Once you have identified that there is actually an issue that needs attention, then these*  
439 *policies are revised and of course updated so that they match what is current. [Policies]*  
440 *are more or less like living documents to match the prevailing circumstances... Our*  
441 *planning has improved quite a lot because it’s now bottom-up. So, we are the ones that*  
442 *have quite a lot of input in these documents.” Provincial Health Officer*

443

444 **3.2.2. Created a well-structured communication system to engage the public in**  
445 **immunization messaging via multiple channels.** The Zambia Vision 2030 policy laid  
446 the groundwork for a partnership with the media (e.g., television, radio stations), and described  
447 information as a “resource” critical for socioeconomic development [17]. At the national level,  
448 the Department of Health Promotions, Environmental Health, and Social Determinants within  
449 the MoH collaborates with media organizations to disseminate accurate and timely information.  
450 The MoH orients media personnel on the introduction of new vaccines and immunization  
451 campaigns and educates them on vaccine importance. At the subnational levels, provincial  
452 media liaison officers and district health promotion officers engage local radio stations across  
453 different sectors. Provincial and district health officers, and occasionally community leaders, are  
454 invited to local radio stations and are provided free airtime several times per year to discuss  
455 immunizations. This arrangement provides the media the influence to dispel myths and  
456 misconceptions related to vaccinations.

457

458 *“When the program is starting, the media personnel would be called and then they are*  
459 *sensitized and given education about the program, like immunization... There were*  
460 *certain myths that were associated with immunization from the communities... The*  
461 *media has played a critical role to dispel some of those myths and make the*  
462 *communities understand, actually to say that vaccines are good for the children.”*

463 *District Health Officer*

464

465 Open communication between community leaders and MoH officials at the district and regional  
466 levels has shaped community views on vaccines. The key development and health policies in  
467 Zambia reference training and engagement of community leaders as essential components of  
468 vaccine delivery [24-27]. Both community leaders and subnational ministry officials noted that  
469 vaccine delivery has always required the approval and participation of traditional leaders, who  
470 act as gatekeepers to their communities. The MoH holds *indabas* – formal community meetings  
471 – at least once per year at the provincial level with traditional and religious leaders. These  
472 meetings often provide education on community health, including vaccinations, address  
473 prominent vaccination misconceptions, and provide leaders the opportunity to discuss  
474 challenges in their communities.

475

476 Additionally, health facility staff meet with community leaders every 1-3 months to discuss  
477 upcoming activities such as Child Health Week, introduction of new vaccines, and notification of  
478 disease outbreaks. Leaders may share challenges faced in their community and suggest  
479 solutions, and may report hesitant individuals to health staff, who can counsel them further. The  
480 involvement and input from traditional leaders in local activities contribute to community  
481 ownership, buy-in, and consistent vaccine service delivery, a communication mechanism of  
482 success [26, 27].

483  
484  
485  
486  
487  
488  
489  
490  
491  
492  
493  
494  
495  
496  
497  
498  
499  
500  
501  
502  
503  
504  
505  
506  
507  
508

*"We make sure that the community is fully engaged about the benefit of ensuring that their children are vaccinated, and we need to ensure that within the community, the gatekeepers are helping us." Provincial Health Officer*

### **3.3. Collaboration mechanism**

#### **3.3.1. Engaged a faith-based organization for healthcare service delivery and**

**outreach.** The Churches Health Association of Zambia (CHAZ) is a Christian faith coalition formed in 1970 to organize church health institutions and faith-led community-based organizations for a greater impact on health service delivery. In 1973, CHAZ signed a memorandum of understanding with the MoH, in which CHAZ would provide support for mission health institutions by leveraging the strengths of faith-based communities [33]. This long-term organizational relationship led CHAZ, in partnership with local faith-based and community-based organizations, to operate numerous hospitals, rural health centers, and community-based organizations throughout Zambia. Through Gavi Health Systems Strengthening support and other grants, CHAZ member institutions provide 40% of national and over 50% of rural healthcare services while the national-level government provides essential supplies to these facilities. These services are offered to anyone, regardless of religious belief. To maintain data transparency with the government and partners, CHAZ-run facilities report data through the standard Health Management Information System. CHAZ operations have been integrated into the public health system for greater accessibility to services for remote areas in particular. CHAZ and the MoH demonstrate an effective working relationship towards the same priority to increase access to healthcare, which exemplifies the collaboration mechanism of success.

509 CHAZ engages multiple platforms for message development and delivery. CHAZ is involved at  
510 the national level in immunization message development for the general population and the  
511 media, especially during the introduction of new vaccines and Child Health Week. CHAZ  
512 develops and presents concept notes for message development and delivery to the immunization  
513 technical working group to review and revise. CHAZ also has a champion program in which it  
514 identifies and trains media and community members to disseminate immunization messaging to  
515 reach minority religious groups. Finally, CHAZ works with community organizations and health  
516 facilities to ensure equitable health outreach and service provision across Zambia.

517

### 518 ***3.3.2. Elevated the partnership between the community and health system***

519 ***through Neighborhood Health Committees (NHCs).*** Community participation in  
520 outreach planning and implementation contributed to improved immunization coverage in  
521 other settings [7, 12]. Across all interviews, participants discussed community engagement and  
522 community-driven strategies to combat health challenges. CBVs in Zambia are a fundamental  
523 component of community health and their roles are integrated into the delivery of primary  
524 healthcare services. The Zambia National Health Strategic Plans and the National Community  
525 Health Worker strategies (2010 and 2019) formalized the responsibilities of frontline workers  
526 which includes their role in planning for community health activities [23-25, 27]. Formalizing  
527 the CBVs' role in community-level decision-making promotes an effective relationship with the  
528 health facilities, a key component of the collaboration mechanism of success.

529

530 NHCs, a group of CBVs in communities in Zambia, institutionalized the link between  
531 communities and the health system. NHCs exist in 84% of communities, with more engagement  
532 in rural areas, and consist of community-appointed volunteers whose primary role is to  
533 coordinate and supervise other CBVs on behalf of the health facility staff [27]. NHCs are  
534 assigned specific responsibilities in the Reaching Every Child Strategy and draft microplans

535 specific to their catchment zone, which are then combined with other health facility catchment  
536 zones to develop the community action plan. NHCs also conduct situation analyses to map hard-  
537 to-reach areas and explore reasons for non-vaccination [34]. Additionally, NHCs work with  
538 health facility staff to develop the outreach timetable, communication plan, and local leadership  
539 engagement plan. In Zambia, community members respect NHCs due to their appointment by  
540 community leaders and their link to the health facility in planning, evaluation, communication,  
541 and coordination.

542

543 *"There is the NHC that spearheads all community activities because all the CBVs, all*  
544 *community volunteers, they report through the NHC."* District Health Officer

545

#### 546 **3.4 Implications for investments in immunization programming**

547 We found that many improvements in immunization coverage emerged from adjacent successes  
548 in health systems strengthening. Zambia adapted external immunization strategies to its context  
549 and leveraged changes in the health system and governance to accelerate coverage. Though  
550 some of these strategies may be unique to the context in Zambia (e.g., government structure),  
551 our findings regarding the success factors may have salience in other settings and apply to other  
552 health systems for a horizontal approach to healthcare.

553

554 Health systems strengthening has become a priority in recent decades as disruptions in health  
555 services due to natural disasters, disease outbreaks, or civil unrest expose weaknesses in a  
556 country's health system [35]. Additionally, disease-specific public health programming may  
557 cause country governments to reallocate resources to a specific cause while drawing resources  
558 from other priorities [36]. The Immunization Agenda 2030 includes a strong focus on health  
559 systems strengthening, building on GVAP, and states that sustainable immunization  
560 programming should be embedded within primary health care [1]. WHO developed the Health

561 System Building Block framework for health systems strengthening to enable improvements  
562 across multiple health sectors [37]; however, few studies describe practical approaches to  
563 implementing the building blocks of this framework [38]. Key components of the broader health  
564 systems strengthening were apparent when improvements in routine immunization program  
565 performance were described.

566

567 Additionally, we did not identify substantial differences in immunization programming between  
568 the three study provinces, which points to a streamlined program with strong governance.

569 Differences in subnational coverage may lie in the contextual factors related to economic and  
570 socio-cultural considerations. Zambia's policies and statutes include some flexibility in

571 implementation to allow for tailored approaches in each district which influenced the

572 communication and collaboration between levels. Lessons learned from horizontal approaches

573 to maternal and child health and primary health care may be applied to the broader health

574 system functionality, and thus immunization.

575

576 The experience in Zambia suggests that targeted vaccine interventions may have a short-term

577 impact, but the sustainability of the immunization program is supported by consistent and

578 reliable coordination, collaboration, and communication between the government, community,

579 and partner networks as strengthened through health system reform. Deriving the key elements

580 of these networks and how each contributed to immunization program performance is critical to

581 determining how and why vaccine coverage improved in a specific context. Further research into

582 the temporality of these networks and mechanisms of success as well as a prospective

583 exploration of how changes in governance and health systems strengthening may impact

584 immunization coverage would be beneficial.

585



586 This study has several limitations. First, we focused on Zambia as a positive deviant in vaccine  
587 exemplars but were unable to carry out a similar analysis in a non-exemplary country to  
588 compare immunization coverage. Second, the research tools focused on the factors that drove  
589 catalytic change and did not probe on interventions or policies that were unsuccessful. Third,  
590 using qualitative methods to understand historical events was challenging; interviewees often  
591 spoke about current experiences rather than discussing historical factors. However, research  
592 assistants probed respondents to reflect on longitudinal changes in the immunization program.  
593

#### 594 **4. Conclusion (151 words)**

595 Our research revealed success factors related to coordination, communication, and collaboration  
596 led to improved immunization coverage and exemplary vaccine delivery in Zambia. Using a  
597 positive-deviant lens and mixed-methods research, our analysis allowed for a nuanced  
598 understanding of the various contributing factors to high and sustained coverage. Key  
599 informants in this study identified success factors related to strong partnerships between the  
600 government, communities, and external organizations for informed decision-making and  
601 context-specific policies and interventions. These findings are consistent with international  
602 recommendations and guidelines to bolster country immunization programs, while also  
603 highlighting specific steps Zambia took to adapt and implement immunization strategies to its  
604 context. The data indicate that Zambia leveraged key components from health system  
605 strengthening and governance to accelerate vaccine coverage. These findings could be adapted  
606 to other country contexts to considerable advantage, although more research is needed to better  
607 understand the salience and transferability of these components within other contexts.

## 608 **Acknowledgements:**

609 We thank the Center for Family Health Research in Zambia for their partnership in this study.  
610 In addition, we thank Sarah Chesemore, Anna Rapp, Tove Ryan, and Ethan Wong from the Bill  
611 and Melinda Gates Foundation; Kate Buellesbach, Nathaniel Gerthe, Gloria Ikilezi, Caitlyn  
612 Mason, David Phillips, and Oliver Rothschild from Gates Ventures; and the Vaccine Exemplars  
613 Research Advisory Group for their insights, specifically Agnes Binagwaho, Laura Craw, Carolina  
614 Danovaro, Anuradha Gupta, Heidi Larson, Penelope Masumbu, Kate O'Brien, Helen Rees, Lora  
615 Shimp, and Aaron Wallace. We gratefully acknowledge the participants who gave their time and  
616 insights to help us better understand Zambia's vaccine delivery system.

617

## 618 **Funding:**

619 This work was supported by the Bill & Melinda Gates Foundation, Seattle, WA (OPP1195041)  
620 with a planning grant from Gates Ventures, LLC, Kirkland, WA.

621

## 622 **Declaration of competing interests:**

623 The authors declare that they have no known competing financial interests or personal  
624 relationships that could have appeared to influence the work reported in this paper.

## 625 **Data statement:**

626 The data are not publicly available as all data are confidential.

## 627 **References**

- 628 1. World Health Organization, *Immunization Agenda 2030: A Global Strategy to Leave*  
629 *No One Behind*. 2020.
- 630 2. Vanderslott, S., B. Dadonaite, and M. Roser, *Vaccination*. 2013: Online.
- 631 3. Gavi the Vaccine Alliance. *Sustainable Development Goals*. 2020 18 February, 2020;  
632 Available from: [https://www.gavi.org/our-alliance/global-health-](https://www.gavi.org/our-alliance/global-health-development/sustainable-development-goals)  
633 [development/sustainable-development-goals](https://www.gavi.org/our-alliance/global-health-development/sustainable-development-goals).
- 634 4. World Health Organization, *Global Vaccine Action Plan 2011–2020* 2013: USA.
- 635 5. World Health Organization. *Immunization coverage*. 2020 July 15, 2020 August 4,  
636 2020]; Available from: [https://www.who.int/news-room/fact-](https://www.who.int/news-room/fact-sheets/detail/immunization-coverage)  
637 [sheets/detail/immunization-coverage](https://www.who.int/news-room/fact-sheets/detail/immunization-coverage).
- 638 6. World Health Organization and UNICEF, *WHO-UNICEF estimates of national*  
639 *immunization coverage (WUENIC)*. 2020: Geneva, Switzerland.
- 640 7. Shen, A.K., R. Fields, and M. McQuestion, *The future of routine immunization in the*  
641 *developing world: challenges and opportunities*. *Global Health: Science and Practice*,  
642 2014. **2**(4): p. 381-394.
- 643 8. Phillips, D.E., et al., *Determinants of effective vaccine coverage in low and middle-*  
644 *income countries: a systematic review and interpretive synthesis*. *BMC health services*  
645 *research*, 2017. **17**(1): p. 1-17.
- 646 9. Carter, A., et al., *A framework for identifying and learning from countries that*  
647 *demonstrated exemplary performance in improving health outcomes and systems*.  
648 *BMJ global health*, 2020. **5**(12): p. e002938.
- 649 10. Institute for Health Metrics and Evaluation, *Africa Diphtheria-Pertussis-Tetanus*  
650 *Vaccine Coverage Geospatial Estimates 2000-2016*. 2019.
- 651 11. Exemplars in Global Health. *Making Better Decisions in Global Health: Understand*  
652 *Positive Outliers to Inform Policy and Practice*. 2021; Available from:  
653 <https://www.exemplars.health/>.
- 654 12. LaFond, A., et al., *Drivers of routine immunization coverage improvement in Africa:*  
655 *findings from district-level case studies*. *Health policy and planning*, 2015. **30**(3): p.  
656 298-308.
- 657 13. Gavi the Vaccine Alliance, *Keeping Children Healthy: The Vaccine Alliance Progress*  
658 *Report 2015*. 2015: Geneva, Switzerland.
- 659 14. Castillo-Zunino, F., et al., *Health spending and vaccination coverage in low-income*  
660 *countries*. *BMJ global health*, 2021. **6**(5): p. e004823.
- 661 15. Damschroder, L.J., et al., *Fostering implementation of health services research findings*  
662 *into practice: a consolidated framework for advancing implementation science*.  
663 *Implementation science*, 2009. **4**(1): p. 1-15.
- 664 16. Pfadenhauer, L.M., et al., *Making sense of complexity in context and implementation:*  
665 *the Context and Implementation of Complex Interventions (CICI) framework*.  
666 *Implementation science*, 2017. **12**(1): p. 21.
- 667 17. Republic of Zambia, *Zambia Vision 2030*. 2006: Lusaka.
- 668 18. Okeibunor, J., et al., *Coordination as a best practice from the polio eradication*  
669 *initiative: experiences from five member states in the African region of the World*  
670 *Health Organization*. *Vaccine*, 2016. **34**(43): p. 5203-5207.
- 671 19. Gavi the Vaccine Alliance, *GAVI Alliance Progress Report 2006*. 2006: Geneva,  
672 Switzerland.
- 673 20. Adjagba, A., et al., *Supporting countries in establishing and strengthening NITAGs:*  
674 *lessons learned from 5 years of the SIVAC initiative*. *Vaccine*, 2015. **33**(5): p. 588-595.

- 675 21. Duclos, P., *National Immunization Technical Advisory Groups (NITAGs): guidance for*  
676 *their establishment and strengthening*. Vaccine, 2010. **28**: p. A18-A25.
- 677 22. Howard, N., et al., *The role of National Immunisation Technical Advisory Groups*  
678 *(NITAGs) in strengthening national vaccine decision-making: A comparative case*  
679 *study of Armenia, Ghana, Indonesia, Nigeria, Senegal and Uganda*. vaccine, 2018.  
680 **36**(37): p. 5536-5543.
- 681 23. Republic of Zambia Ministry of Health, *National Community Health Strategy 2019-*  
682 *2021*. 2017: Lusaka, Zambia.
- 683 24. Republic of Zambia Ministry of Health, *National Community Health Worker Strategy in*  
684 *Zambia*. 2010.
- 685 25. Republic of Zambia Ministry of Health, *National Health Strategic Plan 2011-2015*.  
686 Lusaka.
- 687 26. Republic of Zambia, *Seventh National Development Plan 2017-2021*. 2017: Lusaka.
- 688 27. Republic of Zambia Ministry of Health, *Zambia National Health Strategic Plan 2017-*  
689 *2021*.
- 690 28. Republic of Zambia Ministry of Health, *Zambia Programme on Immunization: Multi-*  
691 *Year Plan, 2006 - 2010*. 2005.
- 692 29. Maina, I., et al., *Using health-facility data to assess subnational coverage of maternal*  
693 *and child health indicators, Kenya*. Bulletin of the World Health Organization, 2017.  
694 **95**(10): p. 683.
- 695 30. Mutale, W., et al., *Improving health information systems for decision making across*  
696 *five sub-Saharan African countries: Implementation strategies from the African Health*  
697 *Initiative*. BMC health services research, 2013. **13**(2): p. 1-12.
- 698 31. Naimoli, J.F., et al., *Toward a grounded theory of why some immunization*  
699 *programmes in sub-Saharan Africa are more successful than others: a descriptive and*  
700 *exploratory assessment in six countries*. Health policy and planning, 2008. **23**(6): p.  
701 379-389.
- 702 32. Okello, G., et al., *Producing routine malaria data: an exploration of the micro-practices*  
703 *and processes shaping routine malaria data quality in frontline health facilities in*  
704 *Kenya*. Malaria journal, 2019. **18**(1): p. 1-13.
- 705 33. Churches Health Association of Zambia. *About CHAZ*. Available from:  
706 <https://www.chaz.org.zm/about-chaz/>.
- 707 34. Republic of Zambia Ministry of Health, *Reaching Every Child in Every District Strategy*  
708 *in Zambia: A Guide for District Health Management Teams*. 2011.
- 709 35. Ozawa, S., L. Paina, and M. Qiu, *Exploring pathways for building trust in vaccination*  
710 *and strengthening health system resilience*. BMC health services research, 2016. **16**(7):  
711 p. 131-141.
- 712 36. World Health Organization Maximizing Positive Synergies Collaborative Group, *An*  
713 *assessment of interactions between global health initiatives and country health*  
714 *systems*. The Lancet, 2009. **373**(9681): p. 2137-2169.
- 715 37. World Health Organization, *Monitoring the building blocks of health systems: a*  
716 *handbook of indicators and their measurement strategies*. 2010: Geneva, Switzerland.
- 717 38. Gera, R., et al., *Implementation of "health systems approach" to improve vaccination at*  
718 *birth in institutional deliveries at public health facilities; experience from six states of*  
719 *India*. Journal of family medicine and primary care, 2019. **8**(5): p. 1630.

720

721

**Table 1: Summary of research activities, October 2019 – February 2020.**

<b>Method</b>	<b>Participants</b>	<b>Number of activities</b>	<b>Number of participants</b>
Key Informant Interviews	Ministry of Health	9	10
	Ministry of Education	1	1
	Ministry of Finance	1	1
	Partner organization	11	15
	Provincial Health Office	6	8
	District Health Offices	10	19
	Nurses in-charge of health facilities	7	10
	Community-based volunteers	11	11
	Community leaders	10	10
Focus Group Discussions	Community-based volunteers	10	60
	Mothers	8	48
	Fathers	1	6
	Grandparents	3	18
<b>Total</b>		<b>88</b>	<b>217</b>

**Table 2. Demographic characteristics of focus group discussion participants.** \*Mean rounded to the nearest whole number

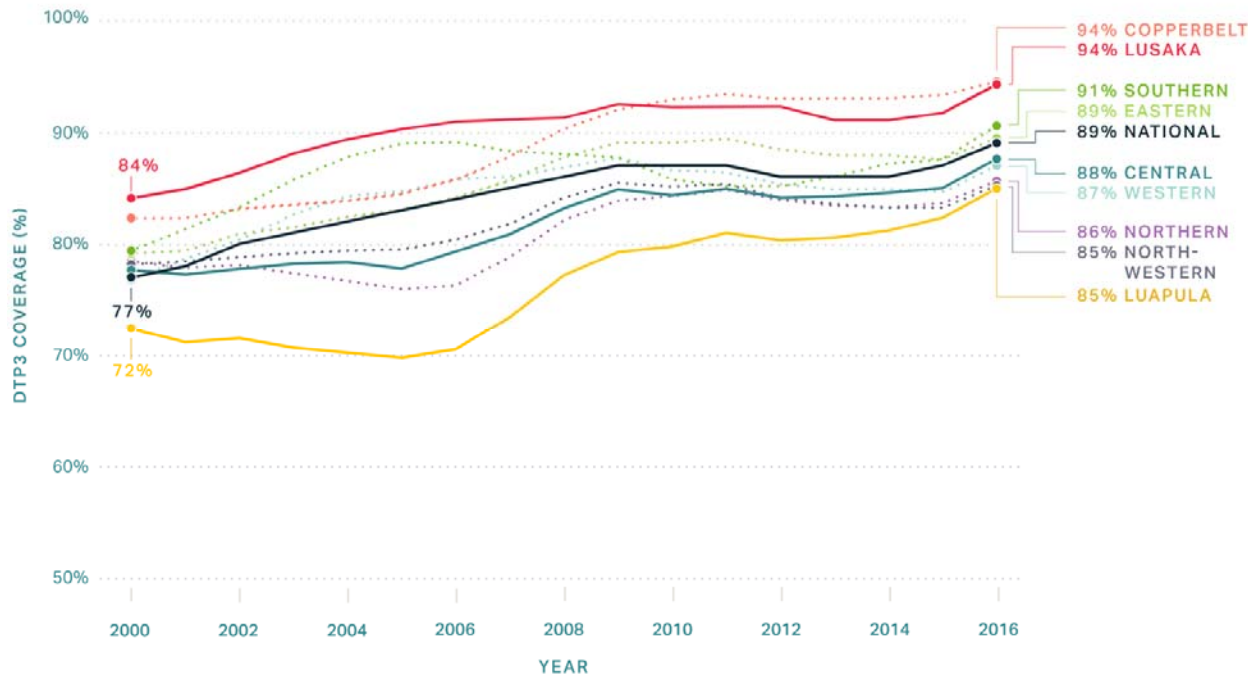
<b>Characteristics</b>	<b>CBVs (n=48)</b>	<b>Mothers (n=36)</b>	<b>Fathers (n=6)</b>	<b>Grandparents (n=18)</b>	<b>Total (n=108)</b>
Age* (range)	46 (30-64)	34 (18-51)	47 (30-67)	59 (51-69)	47 (18-69)
Number of children*	4	4	5	5	5
Number of children in the home*	4	4	3	5	4
Age of youngest child vaccine decisions are made for*	3	2	3	4	3
Highest level of education, n (%)					
No formal schooling	0 (0)	0 (0)	0 (0)	0 (0)	0 (0)
Completed primary school	30 (63)	25 (69)	4 (67)	17 (94)	76 (70)
Completed secondary school	15 (31)	11 (31)	2 (33)	1 (6)	29 (27)
Completed post-secondary education (Bachelor's or Master's)	2 (4)	0 (0)	0 (0)	0 (0)	2 (2)
Religion, n (%)					
Islam	2 (4)	2 (6)	0 (0)	0 (0)	4 (4)
Catholicism	9 (19)	2 (6)	0 (0)	2 (11)	13 (12)
Protestantism	24 (50)	18 (50)	5 (83)	8 (44)	55 (51)
Other Christianity	13 (27)	14 (39)	1 (17)	6 (33)	34 (32)

**Table 3. Functional definitions in the ‘Critical factors that contributed to high coverage of routine vaccinations among 1-year-olds in Zambia’ conceptual framework.**

<b>Mechanisms of success</b>	<b>Definition</b>
<b>Coordination</b>	The alignment of priorities between and within levels
<b>Communication</b>	Formal channels for input and feedback on priorities, data, and activities
<b>Collaboration</b>	Effective working relationships between levels towards the same priority
<b>Levels of implementation</b>	<b>Definition</b>
<b>Partner level</b>	Includes international and country-based organizations that support Zambia’s Expanded Program on Immunization
<b>National level</b>	Includes the ministerial offices that mandate the overall policy and provision of healthcare services
<b>Regional and Local levels</b>	Include provinces, districts, and health facilities that are responsible for the implementation and supervision of health promotion, curative, and preventive services at hospitals, health centers, and health posts
<b>Community level</b>	Population-based practices led by local stakeholders including community leaders (traditional, civic, and religious) and community members

Please use color

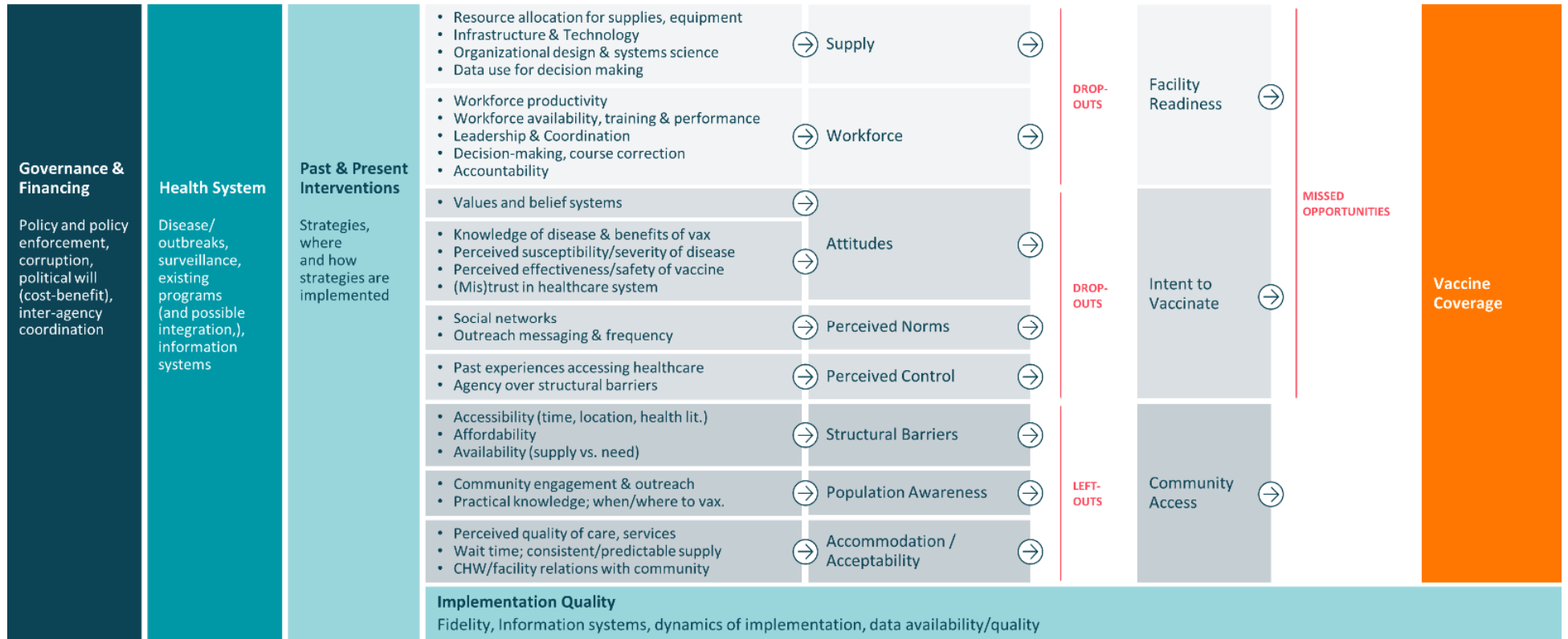
Figure 1: DTP3 coverage in Zambia by Province, 2000 – 2016 [1].





Please use color

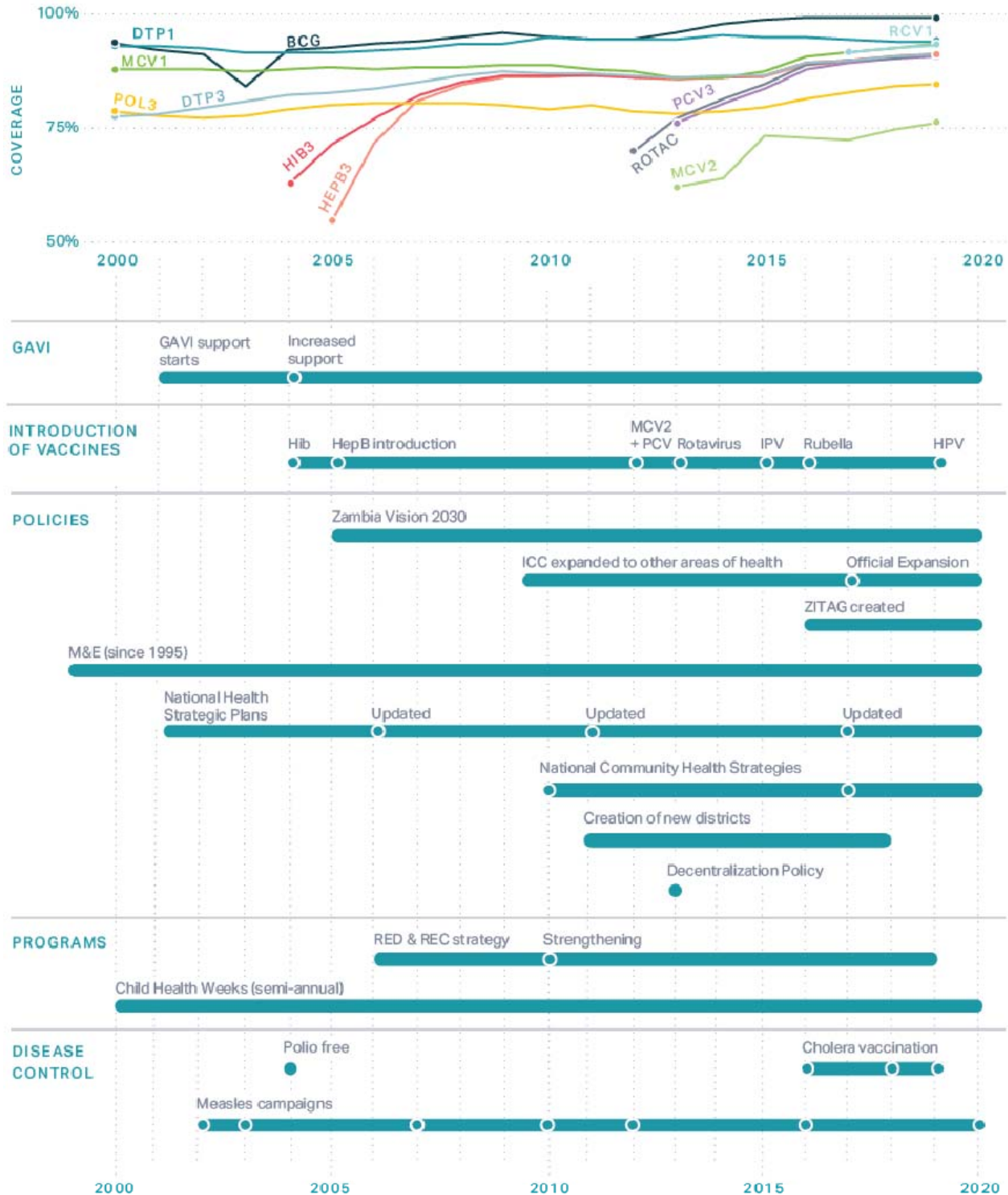
Figure 2. Conceptual framework of the drivers of vaccine delivery, derived from the scoping visit and Phillips et al [2].



Please use color

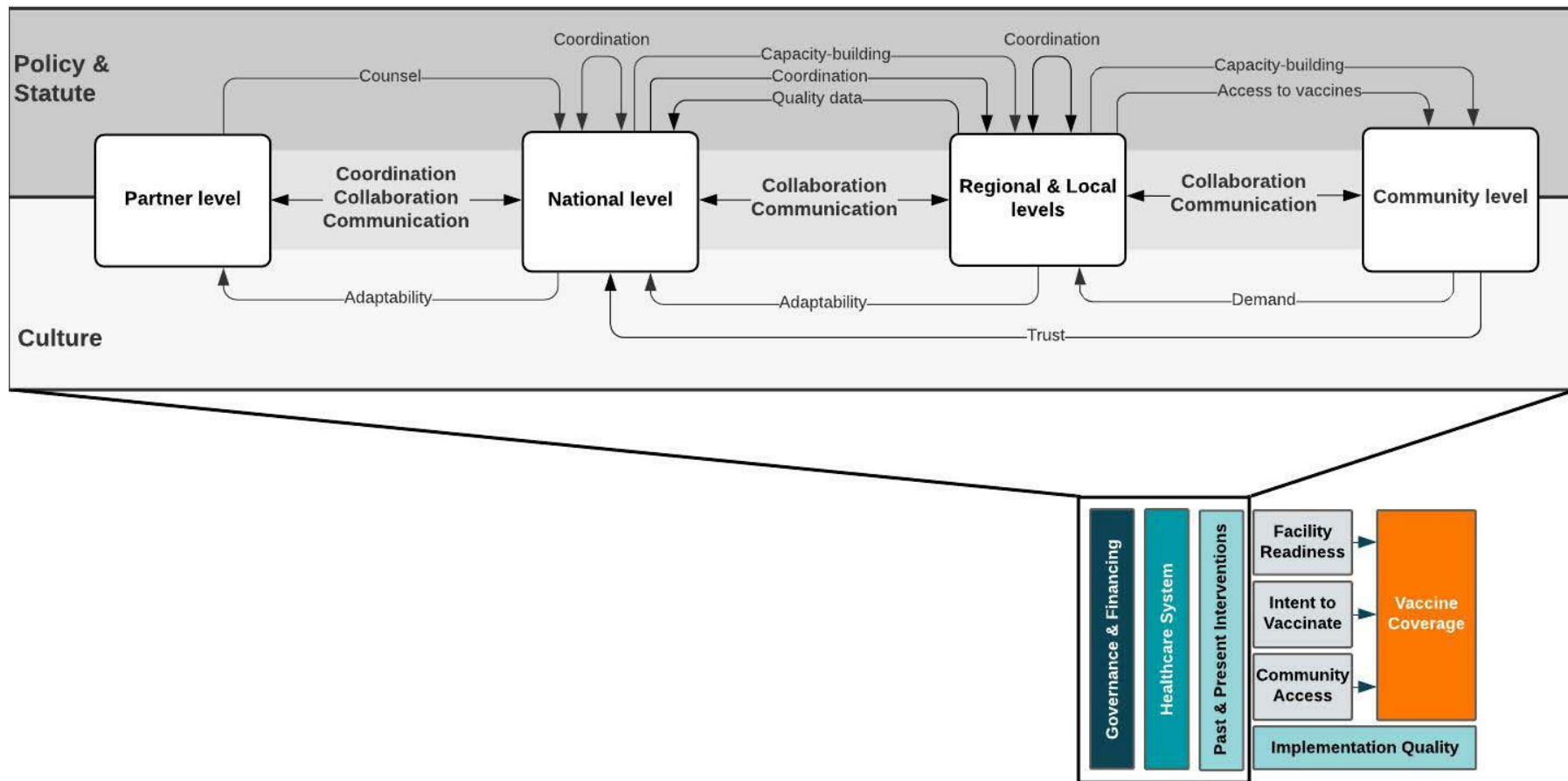
**Figure 3. Immunization coverage with annotated events in Zambia, 2000 – 2020 [3, 4].**

ICC = Inter-agency Coordinating Committee; ZITAG = Zambia Immunization Technical Advisory Group; M&E = monitoring and evaluation; RED = Reaching Every District; REC = Reaching Every Child.



Please use color

**Figure 4. Critical factors that contributed to high coverage of routine vaccinations for children under 1 year of age in Zambia.** All arrows represent successful pathways of action. Arrows flowing adjacent to "Policy & Statute" depict regulatory policies that Zambia operationalized into specific strategies. Arrows flowing adjacent to "Culture" depict more informal attributes that were associated with normative and historical context. Arrows flowing between the boxes illustrate the functional components across multiple levels of an exemplar country's vaccine system that may have single directionality or bidirectionality.



## Figure References

1. Institute for Health Metrics and Evaluation, *Africa Diphtheria-Pertussis-Tetanus Vaccine Coverage Geospatial Estimates 2000-2016*. 2019.
2. Phillips, D.E., et al., *Determinants of effective vaccine coverage in low and middle-income countries: a systematic review and interpretive synthesis*. BMC health services research, 2017. **17**(1): p. 1-17.
3. World Health Organization and UNICEF, *WHO-UNICEF estimates of national immunization coverage (WUENIC)*. 2020: Geneva, Switzerland.
4. Institute for Health Metrics and Evaluation, *DTP3 coverage*. 2019: Seattle, WA.