

1 **Use of rapid molecular tuberculosis diagnostics across Brazil's incarcerated population**

2

3 Elinor B. Fajer<sup>1</sup>, Fernanda Dockhorn Costa<sup>2</sup>, Daniele Maria Pelissari<sup>2</sup>, Fredi Alexander Diaz  
4 Quijano<sup>3</sup>, Artemir Coelho de Brito<sup>2</sup>, Eunice Atsuko Totumi Cunha<sup>4</sup>, Julio Croda<sup>5,6,7</sup>, Jason R.  
5 Andrews<sup>1</sup>, Katharine S. Walter<sup>1</sup>

6

7 1. Stanford University School of Medicine, Stanford, CA, United States

8 2. National Tuberculosis Control Program, Brasília, DF, Brazil

9 3. Department of Epidemiology, School of Public Health, University of São Paulo, São Paulo,  
10 SP, Brazil

11 4. Central Laboratory of Public Health, Campo Grande, Brazil

12 5. Federal University of Mato Grosso do Sul, Campo Grande, MS, Brazil

13 6. Oswaldo Cruz Foundation, Campo Grande, Brazil

14 7. Yale School of Public Health, New Haven, CT, United States

15

16 Running Head: TB diagnostic use among prison populations

17

18 Article Word Count: 2433

19 References: 30

20 Tables: 2

21 Figures: 4

22

23 Keywords: tuberculosis; prisons; diagnostic gap; Xpert MTB/RIF

24

25 Correspondence:

26 Elinor B. Fajer

27 Stanford University

28 450 Serra Mall

29 Stanford, CA, USA, 94305

30 Email: efajer@stanford.edu

31

32 **Abstract (200 words)**

33 **Background:** Incarcerated individuals in Brazil are at high-risk of tuberculosis (TB), but their  
34 access to World Health Organization recommended diagnostics is poorly understood.

35 **Methods:** We conducted a retrospective cross-sectional study of newly diagnosed TB cases in  
36 Brazil's notifiable disease registry, which includes information on diagnostic tests performed,  
37 from January 2015 through December 2018. We quantified reported use of TB diagnostics across  
38 incarcerated and non-incarcerated populations and tested for municipality-level factors  
39 associated with diagnostic usage among the incarcerated population with generalized linear  
40 regression.

41 **Results:** Between 2015 and 2018, 258,014 individuals were newly diagnosed with TB, including  
42 27,400 (10.6%) incarcerated individuals. Among these, 27.5% had an Xpert MTB/RIF test  
43 reported; 71.5% had sputum smear; 34.1% had culture; 70.9% had chest radiography. Xpert  
44 MTB/RIF use was greater among incarcerated than non-incarcerated individuals (36.2% vs  
45 26.5%,  $p < 0.001$ ). However, we found spatial heterogeneity in state-level use of both Xpert  
46 MTB/RIF (range: 4.7-72.4% cases diagnosed) and chest radiography (range: 11.7-88.4%) in  
47 prisons. We identified seven municipalities with large incarcerated populations (>5000) with  
48 rates of Xpert MTB/RIF usage below the national average in incarcerated individuals.

49 **Conclusion:** Prioritizing expansion of rapid molecular diagnostics in prisons, particularly in  
50 regions with limited current usage of molecular diagnostics, will be an essential component of  
51 TB control.

52

53

## 54 INTRODUCTION

55

56 Tuberculosis (TB) is one of the leading causes of death by infectious disease worldwide<sup>1</sup>.  
57 However, there remains a large population of undiagnosed TB cases, which the COVID-19  
58 pandemic has further expanded<sup>1</sup>. In 2020, of the estimated 9.9 million globally incident TB  
59 cases, only 5.8 million cases were reported<sup>1</sup>. Reducing this diagnostic gap through early  
60 diagnosis of disease and rapid detection of drug resistance is critical for both managing  
61 individual outcomes and for preventing onwards transmission of TB<sup>1-3</sup>.

62 As part of the End TB Strategy, the World Health Organization (WHO) recommends that  
63 all individuals with symptoms of TB should have access to WHO-endorsed molecular rapid  
64 diagnostic tests<sup>4</sup>. Rapid molecular diagnostic tests such as Xpert MTB/RIF have high sensitivity  
65 (89%) and specificity (99%) in detecting *M. tuberculosis* when compared to a microbiological  
66 reference standard and a low limit of detection<sup>5,6</sup>, enabling detection of *M. tuberculosis* in  
67 paucibacillary samples. Further, automated molecular diagnostics like Xpert MTB/RIF do not  
68 require biosafety level three facilities, extensive laboratory capacity, or long follow-up periods,  
69 as do many other diagnostics. However, in many high-incidence countries, sputum smear  
70 microscopy remains the most used diagnostic test, and culture remains the gold standard for TB  
71 positivity.

72 Expanding access to rapid molecular TB diagnostics is an urgent priority for vulnerable  
73 populations such as incarcerated individuals, who globally have a TB incidence ten times that of  
74 the general population<sup>7</sup>. In the Americas, TB notifications are increasingly concentrated within  
75 prisons<sup>8,9</sup>, including in Brazil, where 12.2% of the country's notified TB cases occurred among  
76 incarcerated individuals in 2019<sup>11</sup>. The conditions of detention put individuals at high risk of TB  
77 infection and often reduce their contact with healthcare systems, resulting in a lower probability  
78 of early diagnosis and treatment<sup>9,12</sup>. Higher TB levels across incarcerated populations not only  
79 affect these groups of people directly, but also have impacts at the population level due to  
80 amplifying factors such as spillover<sup>13-15</sup>.

81 Early diagnosis and treatment is critical for reducing the burden of TB in prisons, and the  
82 speed, accessibility, and cost effectiveness of Xpert MTB/RIF makes it especially suitable in  
83 prison settings<sup>16</sup>. Modeling studies have found that active screenings with Xpert MTB/RIF can  
84 significantly reduce the burden of TB among incarcerated populations<sup>13,17-19</sup>. While the Brazil

85 National Tuberculosis Program recently endorsed the use of Xpert MTB/RIF, the usage of rapid  
86 molecular diagnostics in prisons has not yet been explored. Additionally, as studies have  
87 supported chest radiography use for mass screenings in prison settings<sup>17</sup>, the usage of this  
88 diagnostic across Brazil's incarcerated population is also of interest.

89 Here, we analyzed Brazil's national notifiable disease registry to quantify the use of  
90 Xpert MTB/RIF and chest radiography across Brazil's incarcerated population and to identify  
91 critical gaps in the usage of recommended diagnostics.

92

## 93 **METHODS**

94

### 95 *Study design and data sources*

96

97 We conducted a retrospective cohort study of newly diagnosed tuberculosis cases  
98 reported to Brazil's national notifiable disease system, Sistema de Informação de Agravos de  
99 Notificação (SINAN), from January 2015 through December 2018. In Brazil, individual  
100 tuberculosis diagnoses are compulsorily reported in SINAN<sup>20</sup>. SINAN includes patient clinical  
101 and sociodemographic information, incarceration status at the time of TB notification, TB  
102 diagnostic test results, and TB treatment outcomes. We restricted the study period to between  
103 2015 and 2018 as Xpert MTB/RIF implementation began in late 2014, and data for years  
104 following 2018 were incomplete at the time of the study. We excluded cases with unknown  
105 incarceration status or of patients below 18 years of age, as they make up a small proportion of  
106 the incarcerated population in Brazil.

107 Patients may receive more than one diagnostic test to confirm their TB diagnosis. SINAN  
108 reports diagnostic results by testing modality, including Xpert MTB/RIF, chest radiography,  
109 sputum smear, and culture. Xpert MTB/RIF test outcomes are reported as *M. tuberculosis*  
110 detected, sensitive to Rifampicin; *M. tuberculosis* detected, resistant to Rifampicin; *M.*  
111 *tuberculosis* not detected; inconclusive test; or not performed. Xpert MTB/RIF G4 was primarily  
112 used during our study period, though Brazil introduced Xpert MTB/RIF Ultra across the  
113 country's laboratory network in 2019. Chest radiography test outcomes are reported as suspect,  
114 normal, other pathology, or not performed; sputum smear outcomes are reported as positive,  
115 negative, not performed, or not applicable; and culture outcomes are reported as positive,

116 negative, in-progress, or not performed. For each individual diagnostic test, we classified  
117 individuals with positive, negative, or in-progress reported results as having received that test  
118 (test usage), and individuals with tests marked not performed or missing information as having  
119 not received that diagnostic test (no test usage). At the municipality level, we defined test use as  
120 the proportion of cases diagnosed with each respective diagnostic tool.

121 In addition to the individual level variables extracted from SINAN, we collected  
122 municipality-level covariates, including average per capita household income and GINI  
123 coefficient, from the Human Development Atlas<sup>21</sup>. The Human Development Atlas collects data  
124 each decade; therefore, we used data from the most recent report (2010). We obtained  
125 incarcerated population size by municipality from Brazil's National Prison Information Survey<sup>22</sup>  
126 and data for total municipality population density from the Brazilian Institute of Geography and  
127 Statistics<sup>23</sup>.

128

### 129 *Statistical Analysis*

130

131 Data analysis was conducted using R (version 3.6.3) and R Studio (version 1.3.1093). We  
132 first compared the proportions of patients diagnosed with Xpert MTB/RIF, chest radiography,  
133 sputum smear, and culture between incarcerated and non-incarcerated populations with two-  
134 proportion z-tests. A multiple samples proportions test was performed to assess the increasing  
135 trend in Xpert MTB/RIF use over the study period.

136 We calculated use of the four testing modalities at state and municipality levels based on  
137 individual-level data from SINAN and the location of patients' diagnoses. Chi-square tests for  
138 equality of proportions were run to assess the significance of state-level diagnostic use  
139 heterogeneity. An 'empty' multilevel regression<sup>24</sup> was run with state or municipality random  
140 effects respectively and no other predictor variables. These models were used to estimate the  
141 intraclass correlation coefficients (ICC) for municipality and state-level clustering, a measure of  
142 the proportion of total variability as determined by cluster membership.

143 We used mixed effects binomial regression to identify covariates associated with use of  
144 Xpert MTB/RIF and chest radiography among the incarcerated population. We included  
145 municipality population density, GINI coefficient, incarcerated population size, average per  
146 capita household income, and year (2015 through 2018) as fixed effects, and municipality of TB

147 diagnosis as a random effect. The population density, incarcerated population size, and average  
148 per capita household income variables were on a log scale. The GINI coefficient was rescaled by  
149 a factor of ten for to optimize model fitting.

150 We investigated gaps in diagnostic use for all Brazil municipalities with incarcerated  
151 populations of at least 5000 individuals and with at least 5 TB cases from 2015 through 2018.

---

152

### 153 *Ethics Statement*

154

155 This study was approved by the Institutional Review Board at Stanford University (Protocol  
156 #50466).

157

158

## 159 **RESULTS**

160

161 In Brazil between 2015 and 2018, there were 284,415 newly diagnosed TB cases reported  
162 to Brazil's Notifiable Diseases Information System (SINAN), of which 258,014 were among  
163 patients over 18 years of age and with information on incarceration status. Of these notified  
164 cases, 10.6% (27,400 of 258,014 cases) occurred among incarcerated individuals and 89.4%  
165 (230,614 of 258,014) were among the general population. We found overall Xpert MTB/RIF use  
166 of 27.5% (70,988 of 258,014), chest radiography use of 70.9% (183,058 of 258,014), sputum  
167 smear use of 71.5% (184,509 of 258,014), and culture use of 34.1% (87,905 of 258,014), with  
168 significant overlap in populations receiving different diagnostic tests (Fig. 1). TB patients  
169 received a mean of 2.04 diagnostic tests, with the greatest overlap of 27.4% of patients receiving  
170 both chest radiography and sputum smear.

171 Between 2015 and 2018, use of Xpert MTB/RIF and chest radiography diagnostic testing  
172 differed significantly between Brazil's incarcerated and non-incarcerated populations (Fig. 2).

173 Use of Xpert MTB/RIF for incarcerated individuals was greater than that for non-incarcerated  
174 individuals (36.2% vs 26.5%, p-value<0.001 each year and overall). Xpert MTB/RIF use in  
175 prison settings increased over the four years (p-value<0.001 for a positive linear trend in Xpert  
176 MTB/RIF use). Chest radiography use was consistently lower for incarcerated individuals than  
177 for non-incarcerated individuals (41.6% vs 74.4%, p-value<0.001 each year and overall).

178 Across Brazil's 26 states and one federal district, we found significant heterogeneity in  
179 usage in prisons for both Xpert MTB/RIF (X-squared=2717.3, df=26, p<0.001) and chest  
180 radiography (X-squared=9039.7, df=26, p<0.001) (Fig. 3). Diagnosis with Xpert MTB/RIF  
181 ranged from 4.7% and 4.9% in Pará and Mato Grosso, to 64.5% and 72.4% in Goiás and Amapá,  
182 respectively. Similarly, diagnosis with chest radiography ranged from 11.7% and 18.9% in São  
183 Paulo and Amapá, to 84.5% and 88.4% in Rio De Janeiro and Espírito Santo, respectively.

184 Brazil is further divided from the state level into 5,570 municipalities, of which 1,514  
185 contain at least one prison, and 1,235 had at least one TB case from its incarcerated population  
186 reported to SINAN between 2015 to 2018. Primary healthcare in Brazil, including healthcare  
187 within prisons, is provided by municipalities<sup>25</sup>. We found that 21.3% and 52.1% of variation in  
188 Xpert MTB/RIF use, as measured by intraclass correlation coefficients, can be attributed to a  
189 patient's state and municipality, respectively (Fig. 3c). Similarly, 22.8% and 54.9% of variation  
190 in chest radiography use among incarcerated populations can be attributed to a patient's state and  
191 municipality, respectively.

192 To identify other potential predictors of diagnostic use among the incarcerated  
193 population, we fit binomial regression models for both diagnostics (Table 1). We found that  
194 Xpert MTB/RIF use was greater in 2017 (OR:1.55, CI:1.42-1.69) and 2018 (OR:2.23, CI:2.03-  
195 2.44, p<0.001) compared to 2015. A greater municipality incarcerated population size was  
196 associated with greater use of Xpert MTB/RIF (OR:1.76, CI:1.49-2.08, p<0.001), though  
197 average per capita income, GINI coefficient, and population density were not significantly  
198 correlated with Xpert MTB/RIF use. Additionally, we found that GINI coefficient and per capita  
199 income were significantly positively associated with chest radiography use, while incarcerated  
200 population size was negatively associated with chest radiography use.

201 To identify specific gaps in Xpert MTB/RIF and chest radiography usage across Brazil's  
202 incarcerated population, we further examined municipalities with incarcerated populations of at  
203 least 5000 individuals and with at least 5 diagnosed TB cases between 2015-2018 (Fig. 4, Table  
204 2). Of these 26 municipalities, seven reported that less than the national average of 36.2% of  
205 incarcerated patients were diagnosed with Xpert MTB/RIF, and 18 reported that less than the  
206 national average of 41.6% of incarcerated patients diagnosed were with chest radiography.

207

208 **DISCUSSION**

209

210 We found that the use of TB diagnostic tests differs significantly between the  
211 incarcerated and general populations in Brazil. The use of Xpert MTB/RIF was greater among  
212 the incarcerated population and expanded in 2017 and 2018 compared to 2015, as expected with  
213 the gradual implementation of this test across prisons. Further, we found that diagnosis with  
214 Xpert MTB/RIF and chest radiography is largely determined by a patient's state and municipality  
215 at time of diagnosis, reflecting the varying TB programs and control efforts organized by  
216 Brazil's municipalities. Finally, we identified several gaps in which municipalities with large  
217 prison populations had very limited use of Xpert MTB/RIF and/or chest radiography.

218 As a significant and increasing proportion of TB notifications in Brazil occur among the  
219 incarcerated population<sup>9</sup>, and as prisons can amplify community TB epidemics<sup>13-15</sup>, targeting  
220 prisons for TB control efforts can substantially impact Brazil's overall TB incidence. Given the  
221 high accuracy of Xpert MTB/RIF in diagnosing TB and its effectiveness within prison  
222 settings<sup>6,16,26,27</sup>, ensuring equitable access to this diagnostic across Brazil's incarcerated  
223 population is critical. Our findings suggest that efforts to expand Xpert MTB/RIF availability in  
224 prisons have been effective, as a greater proportion of incarcerated versus non-incarcerated  
225 individuals were diagnosed with this test, and as the proportion diagnosed increased through the  
226 study period. Yet our observation of significant spatial heterogeneity in Xpert MTB/RIF use  
227 across Brazil's prisons indicates that a large population in Brazil may not currently have access to  
228 this tool based on where they live. Thus, targeting the specific municipalities identified as having  
229 large incarcerated populations and limited Xpert MTB/RIF use should be a focus of continued  
230 Xpert MTB/RIF expansion and overall TB control efforts as addressing issues in these settings  
231 could help to further limit TB incidence in and beyond prison settings.

232 Reducing the TB diagnostic gap remains a global challenge, and efforts to expand access  
233 to Xpert MTB/RIF testing in prisons and across healthcare systems globally will be critical to  
234 achieve the WHO End TB Strategy of an 80% decrease in new cases by 2030<sup>4</sup>. Some countries  
235 have reported rapid expansion of Xpert MTB/RIF. For example, in Uzbekistan, Xpert MTB/RIF  
236 coverage increased from 24% in 2018 to 46% in 2019<sup>28</sup>, and in El Salvador, the use of Xpert  
237 MTB/RIF testing as part of a package of TB diagnostic interventions tripled incarcerated TB  
238 notifications in five years<sup>29</sup>. However, barriers to equitable diagnostic access remain, such as  
239 diagnostic machine service coordination issues<sup>30</sup>, and further research will be necessary to



240 identify diagnostic gaps and policy solutions. Our findings of significant spatial heterogeneity in  
241 Xpert MTB/RIF usage across Brazil and by incarceration status highlight the importance of  
242 understanding diagnostic availability for other national TB control programs.

243         There are several limitations to this study. First, availability of specific diagnostic tests  
244 across Brazil's diagnostic facilities is not centrally reported, and individual access to diagnostic  
245 tests cannot be ascertained from SINAN. We investigated the usage of different diagnostics  
246 among confirmed cases, which may reflect availability of diagnostics in a particular setting,  
247 functionality, and selection by healthcare providers. However, we were unable to investigate  
248 how widely Xpert MTB/RIF is used among all individuals with suspected TB, and hence cannot  
249 report usage for individuals who did not actually receive a confirmed diagnosis. Another  
250 limitation was the use of 2010 socioeconomic indicators in the binomial regression. Though  
251 these values have been improving over time, the 2015 economic crisis could have variably  
252 influenced socioeconomic factors across municipalities; as a census has not been conducted  
253 since, the 2010 data still provide a strong estimate. Third, we excluded cases where the  
254 incarceration status was not reported. This represents under 3.2% of total cases (9,086 of  
255 284,415), so we have confidence that excluding diagnostic usage data for this population does  
256 not significantly impact our results. Finally, our study focuses on years preceding the COVID-19  
257 pandemic. Understanding the effect of COVID-19 on widening TB diagnostic gaps within and  
258 outside prisons is critical for TB control programs<sup>1</sup>.

259         Ultimately, to achieve the WHO End TB goals, targeted expansion of rapid molecular  
260 diagnostics for incarcerated populations and regions with limited diagnostic usage will be  
261 essential and could reduce significant diagnostic gaps.

262

263 Funding: National Institutes of Health grant R01 AI130058 (JRA) and R01 AI149620 (JRA and  
264 JC).

265 EBF, KSW, JRA, and JC conceived of the study. EBF analyzed data and made data  
266 visualizations. KSW and JC acquired data. All authors contributed to paper revisions and  
267 approved of the final version.

268

269

270

271 **REFERENCES**

272

- 273 1. Global Tuberculosis Report 2021. Geneva: World Health Organization; 2021. Licence:  
274 CC BY-NC-SA 3.0 IGO.
- 275 2. Impact of the COVID-19 pandemic on TB detection and mortality in 2020. Accessed  
276 August 12, 2021. [https://www.who.int/publications/m/item/impact-of-the-covid-19-](https://www.who.int/publications/m/item/impact-of-the-covid-19-pandemic-on-tb-detection-and-mortality-in-2020)  
277 [pandemic-on-tb-detection-and-mortality-in-2020](https://www.who.int/publications/m/item/impact-of-the-covid-19-pandemic-on-tb-detection-and-mortality-in-2020)
- 278 3. Pai M. Diagnostics for tuberculosis: what test developers want to know.  
279 <http://dx.doi.org/10.1586/erm1316>. 2014;13(4):311-314. doi:10.1586/ERM.13.16
- 280 4. WHO operational handbook on tuberculosis. Module 3: Diagnosis - Rapid diagnostics for  
281 tuberculosis detection 2021 update. Accessed August 12, 2021.  
282 <https://www.who.int/publications/i/item/9789240030589>
- 283 5. Marlowe EM, et al. Notes: Evaluation of the Cepheid Xpert MTB/RIF Assay for Direct  
284 Detection of Mycobacterium tuberculosis Complex in Respiratory Specimens. *J Clin*  
285 *Microbiol.* 2011;49(4):1621. doi:10.1128/JCM.02214-10
- 286 6. Steingart KR, et al. Xpert® MTB/RIF assay for pulmonary tuberculosis and rifampicin  
287 resistance in adults. *Cochrane Database Syst Rev.* 2013;18(1):77-78.  
288 doi:10.1002/14651858.CD009593.PUB2
- 289 7. Cords O, et al. Incidence and prevalence of tuberculosis in incarcerated populations: a  
290 systematic review and meta-analysis. *Lancet Public Heal.* 2021;6(5). doi:10.1016/S2468-  
291 2667(21)00025-6
- 292 8. Sequera VG, et al. Increased incarceration rates drive growing tuberculosis burden in  
293 prisons and jeopardize overall tuberculosis control in Paraguay. *Sci Reports 2020 101.*  
294 2020;10(1):1-7. doi:10.1038/s41598-020-77504-1
- 295 9. Walter KS, et al. The escalating tuberculosis crisis in central and South American prisons.  
296 *Lancet.* 2021;397(10284):1591-1596. doi:10.1016/S0140-6736(20)32578-2
- 297 10. Pelissari DM, Diaz-Quijano FA. Impact of incarceration on tuberculosis incidence and its  
298 interaction with income distribution inequality in Brazil. *Trans R Soc Trop Med Hyg.*  
299 2020;114(1):23-30. doi:10.1093/TRSTMH/TRZ088
- 300 11. TabNet Win32 3.0: TUBERCULOSE - Casos confirmados notificados no Sistema de  
301 Informação de Agravos de Notificação - Brasil. Accessed October 3, 2021.

- 302 <http://tabnet.datasus.gov.br/cgi/tabcgi.exe?sinannet/cnv/tubercbr.def>
- 303 12. Reyes K, Amores JC. Barriers of Early TB Diagnosis among the Poor in Highly  
304 Urbanized Areas in the Philippines. Published online 2014. Accessed July 19, 2021.  
305 <https://www.econstor.eu/handle/10419/126984>
- 306 13. Mabud TS, et al. Evaluating strategies for control of tuberculosis in prisons and  
307 prevention of spillover into communities: An observational and modeling study from  
308 Brazil. *PLoS Med.* 2019;16(1). doi:10.1371/JOURNAL.PMED.1002737
- 309 14. Walter KS, et al. Genomic evidence for prisons as amplifiers of community tuberculosis  
310 epidemics. *medRxiv*. Published online June 24, 2021:2021.06.22.21259360.  
311 doi:10.1101/2021.06.22.21259360
- 312 15. Baussano I, et al. Tuberculosis Incidence in Prisons: A Systematic Review. *PLOS Med.*  
313 2010;7(12):e1000381. doi:10.1371/JOURNAL.PMED.1000381
- 314 16. Dara M, et al. Tuberculosis control in prisons: current situation and research gaps. *Int J*  
315 *Infect Dis.* 2015;32:111-117. doi:10.1016/J.IJID.2014.12.029
- 316 17. Santos A da S, et al. Yield, Efficiency, and Costs of Mass Screening Algorithms for  
317 Tuberculosis in Brazilian Prisons. *Clin Infect Dis.* 2021;72(5):771-777.  
318 doi:10.1093/CID/CIAA135
- 319 18. Pelissari DM, et al. Prevalence and screening of active tuberculosis in a prison in the  
320 South of Brazil. *Int J Tuberc Lung Dis.* 2018;22(10):1166-1171.  
321 doi:10.5588/IJTLID.17.0526
- 322 19. Fournet N, et al. Development and evaluation of tuberculosis screening scores in Brazilian  
323 prisons. *Public Health.* 2006;120(10):976-983. doi:10.1016/J.PUHE.2006.06.004
- 324 20. Brasil Ministério da Saúde. Manual de Recomendações para o Controle da Tuberculose no  
325 Brasil. Accessed July 19, 2021. [www.saude.gov.br/](http://www.saude.gov.br/)
- 326 21. Atlas Brasil. Accessed July 19, 2021. <http://www.atlasbrasil.org.br/>
- 327 22. Infopen - National Prison Information Survey - Datasets - Ministry of Justice and Public  
328 Security. Accessed July 19, 2021. [http://dados.mj.gov.br/dataset/infopen-levantamento-](http://dados.mj.gov.br/dataset/infopen-levantamento-nacional-de-informacoes-penitenciarias)  
329 [nacional-de-informacoes-penitenciarias](http://dados.mj.gov.br/dataset/infopen-levantamento-nacional-de-informacoes-penitenciarias)
- 330 23. Population | IBGE. Accessed July 19, 2021.  
331 <https://www.ibge.gov.br/en/statistics/social/population.html>
- 332 24. Sommet N, Morselli D. Keep Calm and Learn Multilevel Logistic Modeling: A Simplified

- 333 Three-Step Procedure Using Stata, R, Mplus, and SPSS. *Int Rev Soc Psychol.*  
334 2017;30(1):203-218. doi:10.5334/IRSP.90
- 335 25. Brazil | Commonwealth Fund. Accessed August 12, 2021.  
336 <https://www.commonwealthfund.org/international-health-policy-center/countries/brazil>
- 337 26. Marine E, et al. Improving tuberculosis management in prisons: Impact of a rapid  
338 molecular point-of-care test. *J Infect.* 2021;82(2):235-239.  
339 doi:10.1016/J.JINF.2020.11.042
- 340 27. Chang K, et al. Rapid and effective diagnosis of tuberculosis and rifampicin resistance  
341 with Xpert MTB/RIF assay: A meta-analysis. *J Infect.* 2012;64(6):580-588.  
342 doi:10.1016/J.JINF.2012.02.012
- 343 28. Turaev L, et al. Universal Access to Xpert MTB/RIF Testing for Diagnosis of  
344 Tuberculosis in Uzbekistan: How Well Are We Doing? *Int J Environ Res Public Heal*  
345 *2021, Vol 18, Page 2915.* 2021;18(6):2915. doi:10.3390/IJERPH18062915
- 346 29. Ayala G, et al. Trends in tuberculosis notification and treatment outcomes in prisons: a  
347 country-wide assessment in El Salvador from 2009-2014 Investigación original / Original  
348 research Suggested citation Trends in tuberculosis notification and treatment outcomes in  
349 prisons: a country-wide assessment in El. *Rev Panam Salud Publica.* 39(1):2016.
- 350 30. Moyenga I, et al. The impact of Xpert® MTB/RIF depends on service coordination:  
351 Experience in Burkina Faso. *Int J Tuberc Lung Dis.* 2015;19(3):285-287.  
352 doi:10.5588/IJTL.D.14.0629
- 353  
354  
355

356 **Table 1.** Multivariable regression for use of Xpert MTB/RIF and chest radiography with  
 357 municipality random effects. The odds ratios (OR), 95% confidence intervals (CI), and p-values  
 358 are listed for each predictor, with significantly associated covariates in bold.

<i>Predictors</i>	<b>Access to Xpert MTB/RIF</b>			<b>Access to Chest Radiography</b>		
	<i>OR</i>	<i>95% CI</i>	<i>p</i>	<i>OR</i>	<i>95% CI</i>	<i>p</i>
Covariate						
Population Density*	1.04	0.92 - 1.17	0.542	1.01	0.90 - 1.12	0.919
Gini Coefficient**	0.98	0.72 - 1.35	0.913	1.50	1.12 - 2.03	<b>0.007</b>
Incarcerated Population Size*	1.76	1.49 - 2.08	<b>&lt;0.001</b>	0.45	0.39 - 0.52	<b>&lt;0.001</b>
Average per Capita Income*	1.40	0.88 - 2.22	0.156	3.33	2.10 - 5.30	<b>&lt;0.001</b>
Year						
2015	Ref			Ref		
2016	0.97	0.88 - 1.06	0.458	0.89	0.80 - 0.99	<b>0.026</b>
2017	1.55	1.42 - 1.69	<b>&lt;0.001</b>	0.97	0.88 - 1.07	0.565
2018	2.23	2.03 - 2.44	<b>&lt;0.001</b>	1.17	1.06 - 1.29	<b>0.002</b>

359 \*log-scale

360 \*\*rescaled by a factor of 10

361

362 **Table 2.** Use of TB diagnostics among the incarcerated populations in selected municipalities.  
 363 We selected municipalities with incarcerated populations of at least 5000 and with at least 5 TB  
 364 incarcerated TB diagnoses between 2015 to 2018. Table columns indicate the incarcerated  
 365 population size and TB diagnoses for each municipality, as well as the percent of TB cases  
 366 diagnosed with Xpert MTB/RIF or chest radiography, from 2015-2018.

Region	State	Municipality	Incarcerated Population Size, 2018	Incarcerated TB Diagnoses, 2015-2018	% Diagnosed with Xpert MTB/RIF	% Diagnosed with Chest Radiography
North	RO	Porto Velho	6475	265	55.1	37.7
	AM	Manaus	7748	311	53.4	39.5
	PA	Santa Izabel Do Pará	5439	339	1.5	40.4
Northeast	MA	São Luís	5462	305	59.3	86.9
	CE	Itaitinga	9670	569	38.0	24.4
	PB	João Pessoa	5203	214	53.1	33.9
	PE	Recife	6409	560	34.1	20.0
	AL	Maceió	7619	107	67.3	25.2
	BA	Salvador	5001	209	67.9	31.1
Southeast	MG	Ribeirão Das Neves	9522	34	0.0	82.4
		São Joaquim De Bicas	5278	17	5.9	47.1
	ES	Vila Velha	7958	18	16.7	72.2
	RJ	Rio De Janeiro	36243	3417	13.8	83.8
	SP	Bauru	6601	347	65.1	16.4
		Franco Da Rocha	9804	317	12.3	14.8
		Guarulhos	7457	380	54.5	3.9
		Hortolândia	6741	307	64.2	5.2
		Lavínia	6291	297	63.0	2.0
		Mirandópolis	5404	201	60.7	13.9
São Paulo		15252	914	65.0	21.0	
Tremembé	6837	187	62.6	2.1		
South	RS	Charqueadas	5142	240	67.1	25.0
		Porto Alegre	6204	614	57.8	92.0
Central-	MS	Campo Grande	5572	435	37.9	49.0

West	GO	Aparecida De Goiânia	6440	268	87.3	6.0
	DF	Brasília	16359	138	60.9	51.4

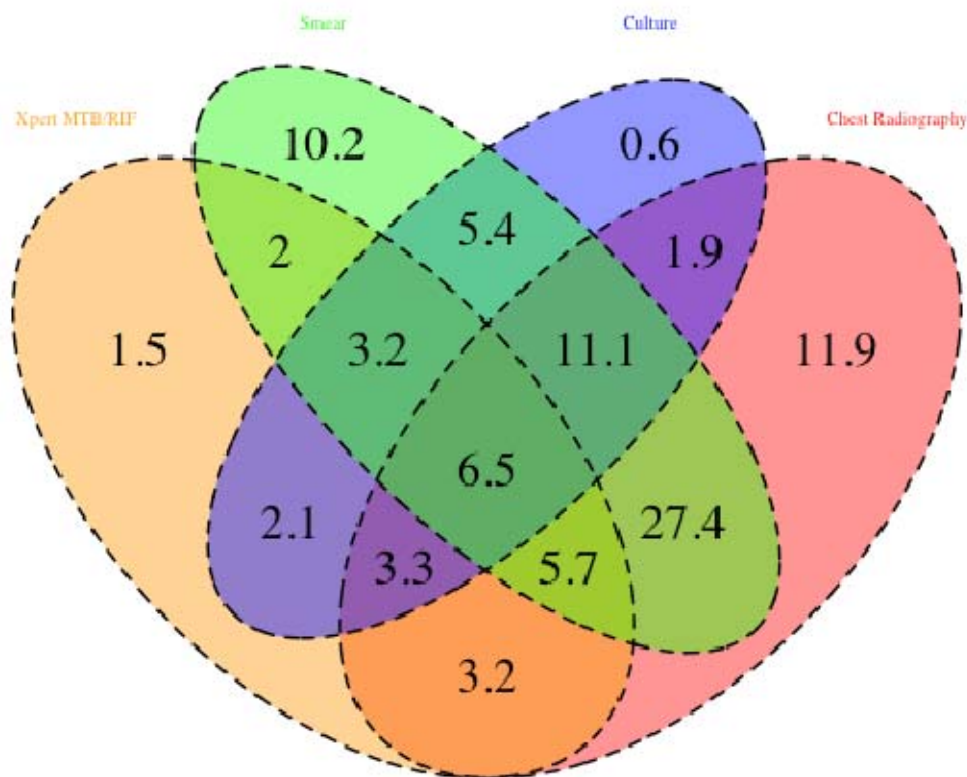
367

368

369 Figure legends:

370

371 **Figure 1: Venn diagram of TB diagnostic use.** Percentage of newly diagnosed TB cases with  
372 diagnostic test results reported for 1) Xpert MTB/RIF, 2) Chest Radiography, 3) Smear, and 4)  
373 Culture. Numbers in overlaps indicate individuals who received multiple diagnostic tests.



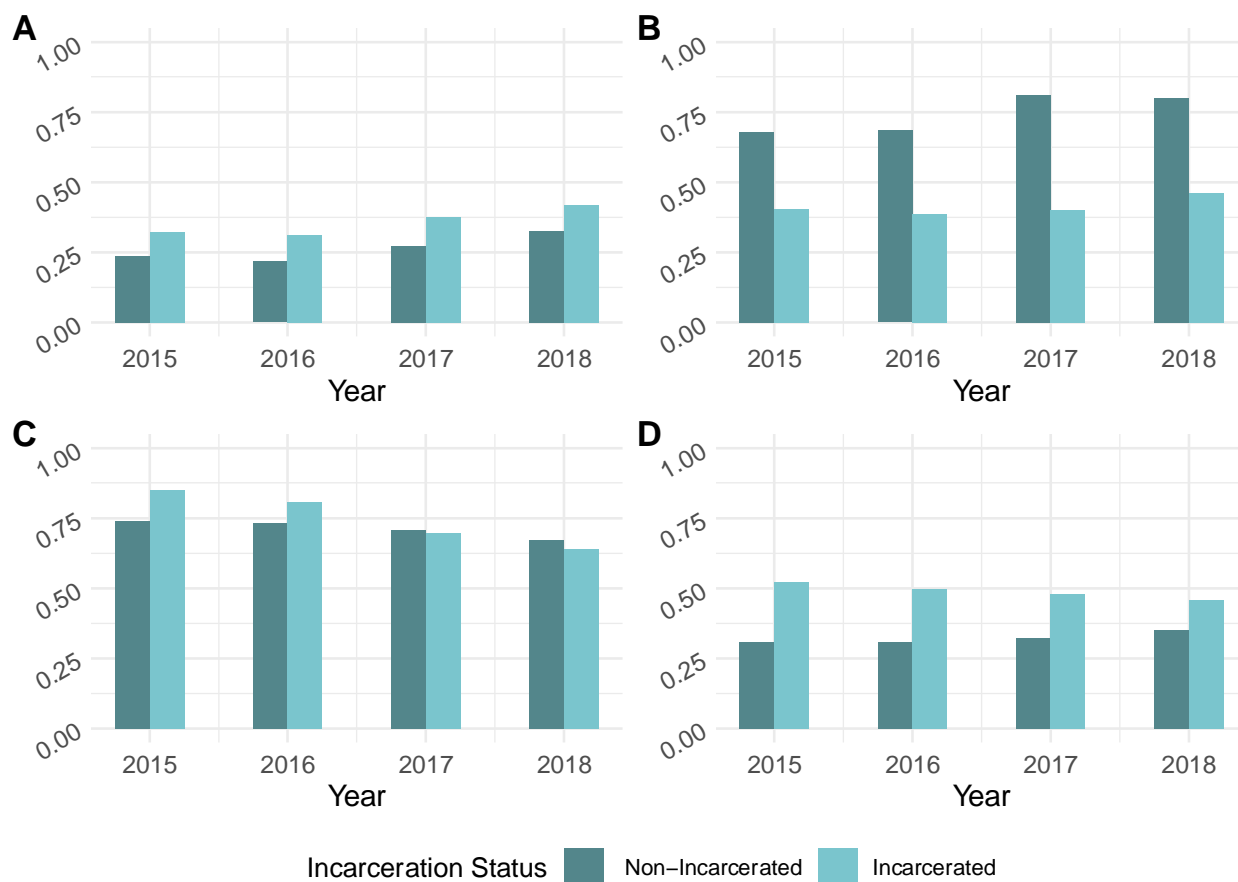
374

375

376



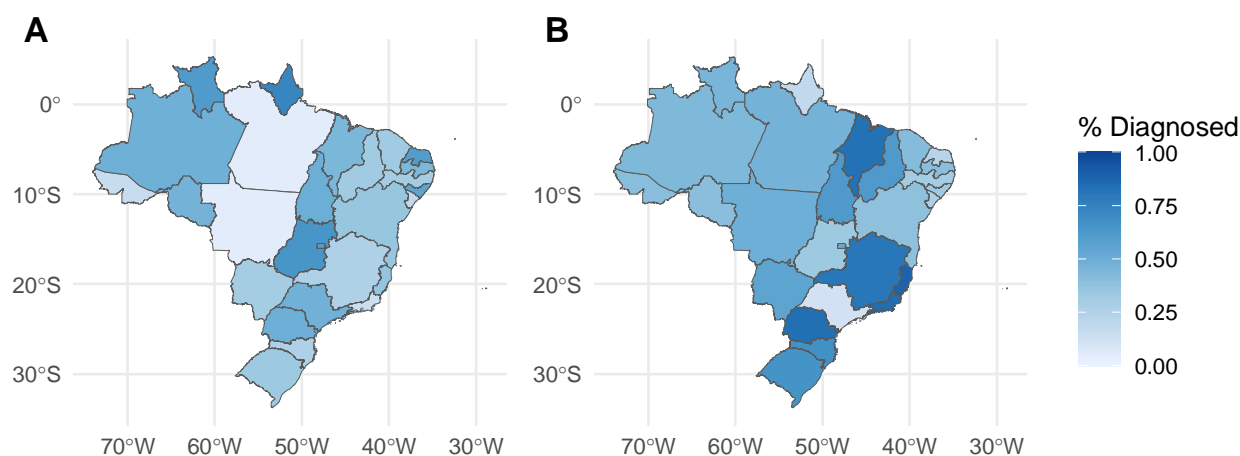
377 **Figure 2: Tuberculosis diagnostic test use in Brazil.** Proportions of incarcerated (light blue)  
378 and non-incarcerated (dark blue) individuals diagnosed between 2015-2018 by A) Xpert  
379 MTB/RIF, B) chest radiography, C) smear, and D) culture.  
380



381

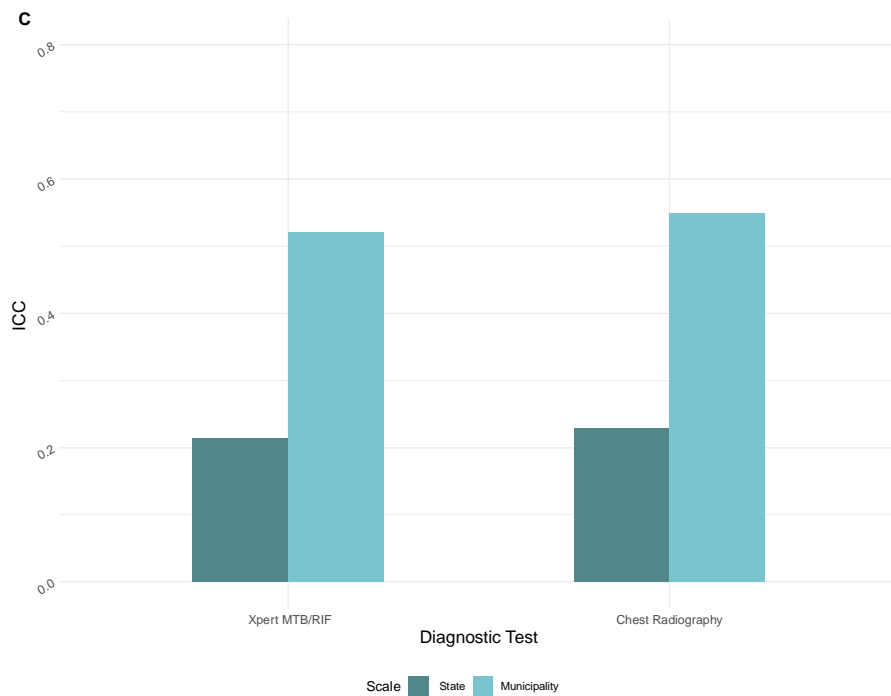
382

383 **Figure 3: Spatial heterogeneity in the use of Xpert MTB/RIF and chest radiography among**  
384 **the incarcerated population.** A) Map of Brazilian states showing the percent of incarcerated  
385 individuals diagnosed with Xpert MTB/RIF between 2015 to 2018. Darker colors represent  
386 greater diagnostic use. B) Map of Brazilian states showing the percent of incarcerated individuals  
387 diagnosed with chest radiography between 2015 to 2018. C) The variance in use of Xpert  
388 MTB/RIF and chest radiography attributed to state (dark blue) and municipality (light blue)  
389 random effects as measured by the intraclass correlation coefficient (ICC).  
390



391

392

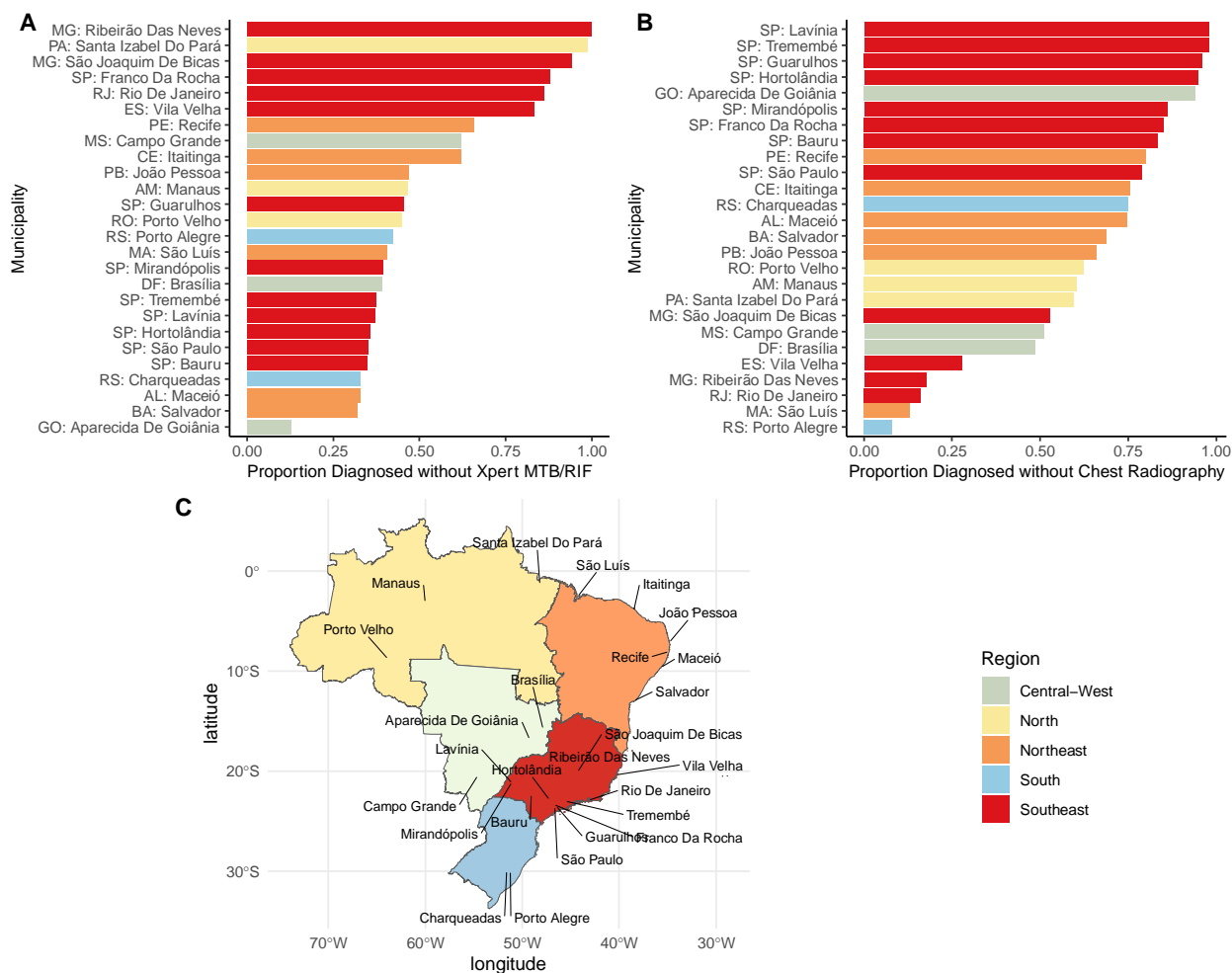


393

394

395

396 **Figure 4: Gaps use of Xpert MTB/RIF and chest radiography in the incarcerated**  
 397 **population.** A) The proportion of incarcerated individuals in each municipality who were  
 398 diagnosed without Xpert MTB/RIF, colored by region. Longer bars suggest a greater gap in  
 399 diagnostic use. B) The proportion of incarcerated individuals in each municipality who were  
 400 diagnosed without chest radiography, colored by region. C) The 26 municipalities labeled within  
 401 a map of Brazil, colored by region.  
 402



403

404