

# An objective systematic comparison of the most common adverse events of COVID-19 vaccines

Behrens, C.<sup>1</sup>; Gasperazzo, T.<sup>1</sup>; Samii-Moghadam, M.<sup>1</sup>; Lampe, J.B.<sup>1</sup>

<sup>1</sup>Lampe & Company GmbH & Co. KG, Berlin, Germany

**Corresponding e-mail:** [contact@lampeandcompany.com](mailto:contact@lampeandcompany.com)

## Abstract

**Background:** Vaccination is an important tool in the fight against pandemics. However, the associated adverse events (AEs) may negatively impact the public perception of vaccines, therefore leading to decreased vaccination willingness. Interestingly, pharmacovigilance data of the three COVID-19 vaccines with a two-dose schedule approved in the EU (AstraZeneca, BioNTech and Moderna) already revealed country-specific differences in their safety profile early on (as of February 2021), at a time when the accumulated occurrence of specific AEs was not yet known. In the safety outcome assessment presented here, we aimed to establish whether these country-specific differences in pharmacovigilance data could be explained by differences in the frequency of AEs as reported in the respective approval studies of each vaccine.

**Methods:** A systematic search was performed to identify all publications regarding the randomized controlled trials (RCTs) of two-dose vaccines approved in the EU (AstraZeneca, BioNTech and Moderna), including regulatory reports and journal articles. All obtained safety data was manually entered into an SQL database. In order to enable the comparability among the data, the solicited AEs for all vaccines (i.e. those AEs actively sought after vaccination) were investigated. The data was standardized to promote comparability and overcome data heterogeneity and complexity.

**Findings:** Twelve documents regarding the RCTs for the three COVID-19 vaccines with a two-dose schedule approved in the EU (AstraZeneca, BioNTech and Moderna) were included in the safety outcome analysis. The entire safety data compiled in the SQL database amounted to 66 different study arms. The data structure revealed 13 different age thresholds or ranges and three different data sets regarding doses (first dose vs. second dose vs. all doses). After standardization and identification of subgroups, the analyses demonstrated that the highest rates of AEs occur after the first dose with the AstraZeneca vaccine, whereas with Moderna and BioNTech most AEs occur after the second dose. Astonishingly, the absolute frequencies of each AE after the first AstraZeneca dose correspond to those of the second dose of the mRNA vaccines (BioNTech and Moderna). Reversely, the absolute frequencies of the same AEs after the second AstraZeneca dose correspond to those of the first dose with the mRNA vaccines. The most common AEs with any vaccine were fatigue, headache and myalgia. Moreover, middle-aged subjects (18 to 55 years) had more side effects than older individuals (> 55 years), an observation that persisted among vaccines.

**Interpretation:** This is the first indirect comparison of these vaccines that uses all available RCT data. The absolute frequency of each AE is similar between the first AstraZeneca dose and the second dose of BioNTech or Moderna; their occurrence was thus independent of platform (vector or mRNA) or the vaccine itself. This assessment demonstrates that the varying frequencies of AEs reported in early pharmacovigilance data for the vaccines in distinct countries, at a time when the accumulated occurrence of specific AEs with certain vaccines was not yet known, cannot be explained by different frequencies being reported in the respective RCTs.

**Conclusion:** The approach presented here could help to objectify future discussions on vaccine preferences. Therefore, it may serve as basis for future public awareness campaigns and may also allow the comparison of vaccine performance in different subgroups (e.g. virus variants, high-risk patients). This approach may also be applied to a broad range of other challenges across the R&D process and various disease categories.

**NOTE:** This preprint reports new research that has not been certified by peer review and should not be used to guide clinical practice.

## 52 Introduction

53

54 Vaccination is an important tool to combat viral infections. In the case of COVID-19, the approved  
55 vaccines are well tolerated and most adverse events (AEs) are only mild (WHO, 2021). However,  
56 unfavorable media reports about the associated AEs may negatively impact the public perception of  
57 certain vaccines and the vaccination willingness (Murphy et al., 2021).

58 The only objective sources of vaccine efficacy and safety data are randomized controlled trials  
59 (RCTs). These studies are essential to better estimate the relevance of more frequent AEs; however,  
60 more seldom AEs are not covered. In contrast, pharmacovigilance data is collected in larger cohorts  
61 after approval, allowing the detection of potentially very seldom AEs; therefore, it is believed to  
62 demonstrate a vaccine's performance in the real world (Kesselheim et al., 2021). Nevertheless,  
63 pharmacovigilance data is collected in a non-randomized and uncontrolled way and may thus be subject  
64 to bias, reflecting the subjective perception of a vaccine's safety in a population.

65 By now, the accumulated occurrence of specific AEs with certain vaccines is well known (PEI  
66 Sicherheitsbericht, 20 September 2021). Nevertheless, as regards overall reactogenicity, AstraZeneca  
67 already had a negative image in some countries right from the start (as of February 2021), as reflected  
68 in pharmacovigilance data indicating higher AE rates with this vector vaccine than with the available  
69 mRNA vaccines (BioNTech and Moderna) in Germany [7.6 in 1,000 vs. 1.6–2.9 per 1,000 vaccinations,  
70 respectively] (PEI Sicherheitsbericht, 26 February 2021) in contrast to the UK [3–4 in 1,000 vaccinations  
71 for both AstraZeneca and BioNTech vaccines] (MHRA Yellow Card Reporting, 5 February 2021). This  
72 is of importance, since a negative vaccine's image might lead to reduced vaccination willingness,  
73 whereas a positive vaccine image might lead to an underreporting of AEs with substantial health risks.  
74 Considering all this, a comparison of the subjective pharmacovigilance data with the objective RCT data  
75 would be highly desirable.

76 It is well established that AstraZeneca presents most AEs after the first vaccine dose, whereas  
77 mRNA vaccines show them after the second dose. However, it is still unknown how comparable the  
78 level of AEs is among the vaccines, regardless of following the first or second dose.

79 The present exemplary analysis focused on the safety profile of most common AEs of the three  
80 two-dose vaccines currently approved in the EU (AstraZeneca, BioNTech and Moderna). This approach  
81 aims to objectify the current discussion on the safety of different vaccines and may contribute to mitigate  
82 the currently widespread vaccination hesitancy. Moreover, it serves as an outstanding example of how  
83 an indirect comparison among different clinical studies can be accomplished by means of systematic,  
84 standardized assessments of the biomedical literature that goes beyond traditional reviews.

85

## 86 Material and Methods

87

88 A systematic search was performed to identify journal articles and regulatory documents regarding  
89 the RCTs of the COVID-19 vaccines with a two-dose schedule approved in the EU: the mRNA vaccines  
90 BNT162b2 (Comirnaty) by BioNTech/Pfizer and mRNA-1273 (Spikevax) by Moderna; and  
91 AZD1222/ChAdOx1 (Vaxzevria), developed by AstraZeneca/Oxford University. All publications  
92 available as of May 31, 2021 reporting results of the RCTs that served as basis for the regulatory  
93 approval of these vaccines, by the EMA and/or FDA, were considered and included in the assessment.

94 All published vaccine data (i.e. study design, demographics, safety outcomes) was systematically  
95 identified and compiled in a specialized, relational SQL database. The data was structured and  
96 standardized in order to reveal nearly identical subgroups across the different vaccine types. In order to  
97 render the data as comparable as possible, all solicited AEs (i.e. those AEs actively sought after  
98 vaccination) (Hervé et al., 2019) reported for each vaccine were identified and manually entered into the  
99 database. To overcome heterogeneity and promote comparability, the AEs were standardized according  
100 to the Medical Dictionary for Regulatory Activities (MedDRA version 22.1, English). This way, the actual  
101 frequency of AEs could be determined and compared among vaccines. Only comparable data was  
102 included in the assessment, according to pre-established criteria (Figure 1). The data was analyzed and  
103 visualized with the software Spotfire (version 10.10.0).

104

## 105 Results

106

107 Twelve publications reporting on RCTs were identified (Table 1), including ten journal articles and  
108 two regulatory documents (EMA). The entire data was compiled in the SQL database, amounting to 66  
109 different study arms, corresponding to all information relevant for vaccine safety at the time of analysis.  
110 After exclusion of placebo arms and non-approved dosages and dosing schedules, ten publications  
111 were further assessed to identify comparable age groups (Figure 1). A standardization step revealed  
112 the suitability of three of the publications for subgroup analysis of vaccine AEs per age group and three  
113 publications for analysis per administration dose (Table 2): One EMA document (phase I–III) and one  
114 phase-II study were included for AstraZeneca, as well as one phase-III study each for BioNTech and  
115 Moderna, corresponding to three RCTs for the respective analyzed vaccines.

116 The age groups were standardized as shown in Table 3. Altogether, across the three analyzed  
117 vaccines, the data structure revealed 13 different age ranges (Table 3), three trial phases (I–III), three  
118 distinct dose analysis sets (first dose vs. second dose vs. all doses), and various numbers of subjects,  
119 depending on trial phase (Table 2).

120 The most common AEs with any vaccine were fatigue, headache and myalgia. Analysis of the data  
121 after standardization demonstrated that the AEs observed with highest frequency with the AstraZeneca  
122 vaccine occur after the first dose. Contrarily, with the Moderna and BioNTech vaccines the AEs observed  
123 with greatest frequency occur after the second dose (Figure 2). Moreover, the absolute frequencies of  
124 each AE after the first AstraZeneca dose correspond to those of the second dose of the mRNA vaccines  
125 (BioNTech and Moderna); reversely, the absolute frequencies of the same AEs after the second  
126 AstraZeneca dose correspond to those of the first dose with the mRNA vaccines (Figure 3). Overall,  
127 regardless of dose, the frequency of each AE was very similar across vaccines and did not show a  
128 tendency towards one vaccine over another, independent of the used platform (non-replicating viral  
129 vector or mRNA).

130 Further, middle-aged subjects (18 to 55 years) had more side effects than older individuals (> 55  
131 years), an observation that remained constant among vaccines (Figure 4). Fatigue, headache and  
132 myalgia were mild in these subgroups, and prevailed as the most common AEs independent of age.  
133 There were no large differences among the vaccines for this age subgroup; however, for AstraZeneca,  
134 comparable data was only available from Phase I/II studies with few patients ( $n = 49$ ), whereas  
135 BioNTech and Moderna studies included large cohorts (over 10,000 subjects each).

136 Unsurprisingly, blood clots and thrombosis were not reported in the included RCTs, which is likely  
137 due to their very rare occurrence in the population.

138

## 139 Discussion

140

141 Comparisons between different studies may have a great impact on both individual treatment  
142 decisions as well as on decisions during the pharma R&D process. However, head-to-head comparisons  
143 are rarely conducted; instead, indirect comparisons are performed (e.g. Cochrane analyses, review  
144 articles).

145 Here we present a tried-and-tested approach to accomplish an indirect comparison of trial data,  
146 exemplarily applied to the three anti-SARS-CoV-2 vaccines with two doses currently approved in the  
147 EU. In order to bring the data to a comparable basis, all solicited AEs (i.e. those AEs actively sought  
148 after vaccination) (Hervé et al., 2019) reported for each vaccine were investigated.

149 Overall, the approved vaccines are well tolerated, and most adverse events (AEs) are only mild.  
150 Middle-aged subjects (18 to 55 years) had more side effects than older individuals (> 55 years), an  
151 observation that remained constant among vaccines. Fatigue, headache and myalgia were mild in these  
152 subgroups, and prevailed as the most common AEs independent of age.

153 Analysis of the standardized data on RCTs demonstrated that most AEs occur after the first dose  
154 with the AstraZeneca vaccine, whereas with Moderna and BioNTech most AEs occur after the second  
155 dose. Interestingly, the absolute frequencies of each AE after the first AstraZeneca dose correspond to  
156 those of the second dose of the mRNA vaccines (BioNTech and Moderna). Reversely, the absolute  
157 frequencies of the same AEs after the second AstraZeneca dose correspond to those of the first dose  
158 with the mRNA vaccines.

159 The accumulated occurrence of specific AEs with certain vaccines in distinct countries early on, at  
160 a time when these AEs were not yet well established, cannot be explained by the objective data derived  
161 from RCTs. This is of importance since a negative reporting bias of AEs might lead to reduced  
162 vaccination willingness, whereas positive bias might lead to an underreporting of AEs with substantial  
163 health risks.

164 The analyses presented here are a selection of the main results of a systematic safety assessment  
165 based on all available RCT data. To overcome the heterogeneity and complexity of the available  
166 information, the data has been sorted, categorized, standardized, analyzed, and finally visualized. The  
167 same approach could also be applied to evaluate other key vaccine features, such as efficacy regarding  
168 different viral variants. As a consequence, key messages on each vaccine could be immediately used  
169 for patient education, individual vaccine decisions or planning of future vaccination campaigns. This  
170 approach objectifies the current discussion on the safety of different vaccines and may contribute to  
171 mitigate the currently widespread vaccination hesitancy. In addition, it may serve as a fast and reliable  
172 tool for early decision making in future pandemic situations.

173 This is the first indirect comparison of the selected vaccines that uses all available RCT data. Here  
174 we showed how to make clear statements, with the help of a standardized and systematic assessment  
175 of the medical literature, that would not be possible otherwise. The example of safety of vaccines against  
176 SARS-CoV-2 was chosen here because of its current relevance; however, this approach can also be  
177 applied to a broad range of challenges across the R&D process, and to a vast spectrum of diseases  
178 regardless of the studied treatment approach.

179

## 180 **Conclusion**

181

182 The multidimensional assessment of published vaccine data presented here may serve as basis  
183 for a public awareness campaign to combat vaccine hesitancy by determining and explaining the  
184 phenomena which the public perceives intuitively.

185

## 186 **Conflict of Interest**

187

188 The authors declare that the analysis was conducted in the absence of any commercial or financial  
189 relationships that could be construed as a potential conflict of interest.

190

## 191 **Funding**

192

193 None.

194

195 **Literature**

- 196
- 197 1. Anderson, E.J., Roupshael, N.G., Widge, A.T., Jackson, L.A., Roberts, P.C., Makhene, M., Chappell,  
198 J.D., Denison, M.R., Stevens, L.J., Pruijssers, A.J., et al., (2020). Safety and Immunogenicity of  
199 SARS-CoV-2 mRNA-1273 Vaccine in Older Adults. *N Engl J Med* 383(25): 2427–2438.
- 200 2. Baden, L.R., El Sahly, H.M., Essink, B., Kotloff, K., Frey, S., Novak, R., Diemert, D., Spector, S.A.,  
201 Roupshael, N., Creech, C.B. et al. (2020). Efficacy and Safety of the mRNA-1273 SARS-CoV-2  
202 Vaccine. *N Engl J Med*: NEJMoa2035389.
- 203 3. EMA Assessment Report: COVID-19 Vaccine AstraZeneca (2021). Committee for Medicinal  
204 Products for Human Use (CHMP). Version: 29 January 2021.
- 205 4. EMA Assessment Report: COVID-19 Vaccine BioNTech (2021). Committee for Medicinal Products  
206 for Human Use (CHMP). Version: 19 February 2021.
- 207 5. Folegatti, P.M., Ewer, K.J., Aley, P.K., Angus, B., Becker, S., Belij-Rammerstorfer, S., Bellamy, D.,  
208 Bibi, S., Bittaye, M., Clutterbuck, E.A. et al. (2020). Safety and immunogenicity of the ChAdOx1  
209 nCoV-19 vaccine against SARS-CoV-2: a preliminary report of a phase 1/2, single-blind,  
210 randomised controlled trial. *Lancet* 396(10249): 467–478.
- 211 6. Hervé, C., Laupèze, B., Del Giudice, G., Didierlaurent, A.M. & Tavares Da Silva, F. (2019). The  
212 how's and what's of vaccine reactogenicity. *Nature PJ Vaccines* 4: 39.
- 213 7. Jackson, L.A., Anderson, E.J., Roupshael, N.G., Roberts, P.C., Makhene, M., Coler, R.N.,  
214 McCullough, M.P., Chappell, J.D., Denison, M.R., Stevens, L.J. et al. (2020). An mRNA vaccine  
215 against SARS-CoV-2 — Preliminary report. *N Engl J Med* 383(20): 1920–1931.
- 216 8. Kesselheim, A.S., Darrow, J.J., Kulldorff, M., Brown, B.L., Mitra-Majumdar, M., Lee, C.C., Moneer,  
217 O. & Avorn, J. (2021). An overview of vaccine development, approval, and regulation, with  
218 implications for COVID-19. *Health Aff (Millwood)* 40(1): 25–32.
- 219 9. MHRA: Coronavirus vaccine – weekly summary yellow card reporting. Available at:  
220 [https://www.gov.uk/government/publications/coronavirus-covid-19-vaccine-adverse-](https://www.gov.uk/government/publications/coronavirus-covid-19-vaccine-adverse-reactions#history5)  
221 [reactions#history5](https://www.gov.uk/government/publications/coronavirus-covid-19-vaccine-adverse-reactions#history5). Report date: 05 February 2021.
- 222 10. Mulligan, M.J., Lyke, K.E., Kitchin, N., Absalon, J., Gurtman, A., Lockhart, S., Neuzil, K., Raabe, V.,  
223 Bailey, R., Swanson, K.A. et al. (2020). Phase I/II study of COVID-19 RNA vaccine BNT162b1 in  
224 adults. *Nature* 586(7830): 589–593.
- 225 11. Murphy, J., Vallières, F., Bentall, R.P., Shevlin, M., McBride, O., Hartman, T.K., McKay, R., Bennett,  
226 K., Mason, L., Gibson-Miller, J. et al. (2021). Psychological characteristics associated with COVID-  
227 19 vaccine hesitancy and resistance in Ireland and the United Kingdom. *Nat Commun* 12(1): 29.
- 228 12. PEI (Paul-Ehrlich-Institut) (2021). Sicherheitsbericht – Verdachtsfälle von Nebenwirkungen und  
229 Impfkomplicationen nach Impfung zum Schutz vor COVID-19 (27.12.2020 bis zum 26.02.2021).  
230 Report date: 04 March 2021.
- 231 13. PEI (Paul-Ehrlich-Institut) (2021). Sicherheitsbericht – Verdachtsfälle von Nebenwirkungen und  
232 Impfkomplicationen nach Impfung zum Schutz vor COVID-19 seit Beginn der  
233 Impfkampagne am 27.12.2020 bis zum 31.08.2021. Report date: 20 September 2021.
- 234 14. Polack, F.P., Thomas, S.J., Kitchin, N., Absalon, J., Gurtman, A., Lockhart, S., Perez, J.L., Pérez  
235 Marc, G., Moreira, E.D., Zerbini, C. et al. (2020). Safety and Efficacy of the BNT162b2 mRNA Covid-  
236 19 Vaccine. *N Engl J Med*: NEJMoa2034577.
- 237 15. Ramasamy, M.N., Minassian, A.M., Ewer, K.J., Flaxman, A.L., Folegatti, P.M., Owens, D.R.,  
238 Voysey, M., Aley, P.K., Angus, B. & Babbage, G. et al. (2020). Safety and immunogenicity of  
239 ChAdOx1 nCoV-19 vaccine administered in a prime-boost regimen in young and old adults  
240 (COV002): a single-blind, randomised, controlled, phase 2/3 trial. *Lancet* 396(10267).

- 241 16. Sahin, U., Muik, A., Derhovanessian, E., Vogler, I., Kranz, L.M., Vormehr, M., Baum, A., Pascal, K.,  
242 Quandt, J., Maurus, D. et al. (2020). COVID-19 vaccine BNT162b1 elicits human antibody and TH1  
243 T-cell responses. *Nature* 586(7830): 594–599. Scharf, R.E. & Alberio, L. (2021). COVID-19: SARS-  
244 CoV-2 Vaccine-Induced Immune Thrombotic Thrombocytopenia. *Hamostaseologie* 41(3): 179–182.
- 245 17. Voysey, M., Clemens, S.A.C., Madhi, S.A., Weckx, L.Y., Folegatti, P.M., Aley, P.K., Angus, B.,  
246 Baillie, V.L., Barnabas, S.L., Bhorat, Q.E. et al. & Oxford COVID Vaccine Trial Group. (2021). Safety  
247 and efficacy of the ChAdOx1 nCoV-19 vaccine (AZD1222) against SARS-CoV-2: an interim analysis  
248 of four randomised controlled trials in Brazil, South Africa, and the UK. *Lancet* 397(10269): 99–111.
- 249 18. Walsh, E.E., Frenck Jr., R.W., Falsey, A.R., Kitchin, N., Absalon, J., Gurtman, A., Lockhart, S.,  
250 Neuzil, K., Mulligan, M.J., Bailey, R., Swanson, K.A., Li, P. et al. (2020). Safety and immunogenicity  
251 of two RNA-based Covid-19 vaccine candidates. *New Eng J Med* 383(25): 2439–2450.
- 252 19. WHO website (2021). COVID-19 advice for the public: Getting vaccinated. Available at:  
253 <https://www.who.int/emergencies/diseases/novel-coronavirus-2019/covid-19-vaccines/advice>. Last  
254 accessed: 07 June 2021.
- 255

256 **Tables and Figures**

257

258 **Table 1.** Stepwise selection of publications (i.e. sources) containing relevant information to be included in the safety assessment of COVID-19 vaccines approved  
 259 in the EU. Twelve publications were initially identified and compiled in a SQL database. Letters (A), (B), (C) and (D) correspond to the data selection steps presented  
 260 in Figure 1. **A)** All twelve identified publications containing relevant information (i.e. prospective data from RCTs) about the safety of COVID-19 vaccines approved  
 261 in the EU. **B)** Selected publications after exclusion of non-approved or non-comparable dose frequencies or dosages. **C)** Standardization of age groups in the  
 262 selected publications. **D)** Selected publications with comparable safety outcomes reported per age group and for the first and second vaccine doses separately.

263

Label	Trial Phase	ClinicalTrials.gov ID	Sources	(A) All	(B) Selected for Safety Assessment	(C) Standardization of Age Groups	(D) Selected for Subgroup Analysis per Age Group or Dose
AstraZeneca	Phase I/II/III	–	EMA Assessment Report: AstraZeneca (2021)	✓	✓	✓	✓
	Phase I/II	NCT04324606	Folegatti et al., 2020	✓	✓	✓	
	Phase II/III	NCT04400838	Ramasamy et al., 2020	✓	✓	✓	✓
			Voysey et al., 2020	✓	✓	✓	
BioNTech	Phase I/II	NCT04380701	Sahin et al., 2020	✓			
	Phase I/II/III	NCT04368728	EMA Assessment Report: BioNTech (2021)	✓	✓	✓	
			Mulligan et al., 2020	✓	✓	✓	
			Polack et al., 2020	✓	✓	✓	✓
		Walsh et al., 2020	✓	✓	✓		
Moderna	Phase I	NCT04283461	Anderson et al., 2020	✓	✓	✓	
			Jackson et al., 2020	✓			
	Phase III	NCT04470427	Baden et al., 2020	✓	✓	✓	✓

264

265

266 **Table 2.** Details of the four publications selected for inclusion in the safety outcome assessment per subgroup (age and administration dose) after data  
 267 standardization.

268

Vaccine	Subgroup	Trial Phase <sup>#</sup>	Age Group	Number of Subjects Assessed for Safety	ClinicalTrials.gov ID	Source
AstraZeneca	Age	Phase II	Middle	49	NCT04400838	Ramasamy et al. (2020)
			Senior*	30		
			Senior*	49		
	Dose	Phase I/II/III	Overall	1,736	-	EMA Assessment Report (2021)
BioNTech	Age	Phase III	Middle	10,889	NCT04368728	Polack et al. (2020)
			Senior	7,971		
	Dose		Middle	10,889		
Moderna	Age	Phase III	Middle	11,406	NCT04470427	Baden et al. (2020)
			Senior	3,762		
	Dose		Overall	15,168		

269 <sup>#</sup>Data from the highest phase available for each vaccine was included.

270 <sup>\*</sup>Two arms including senior subjects (≥ 70 years and 55–70 years) reported separately.

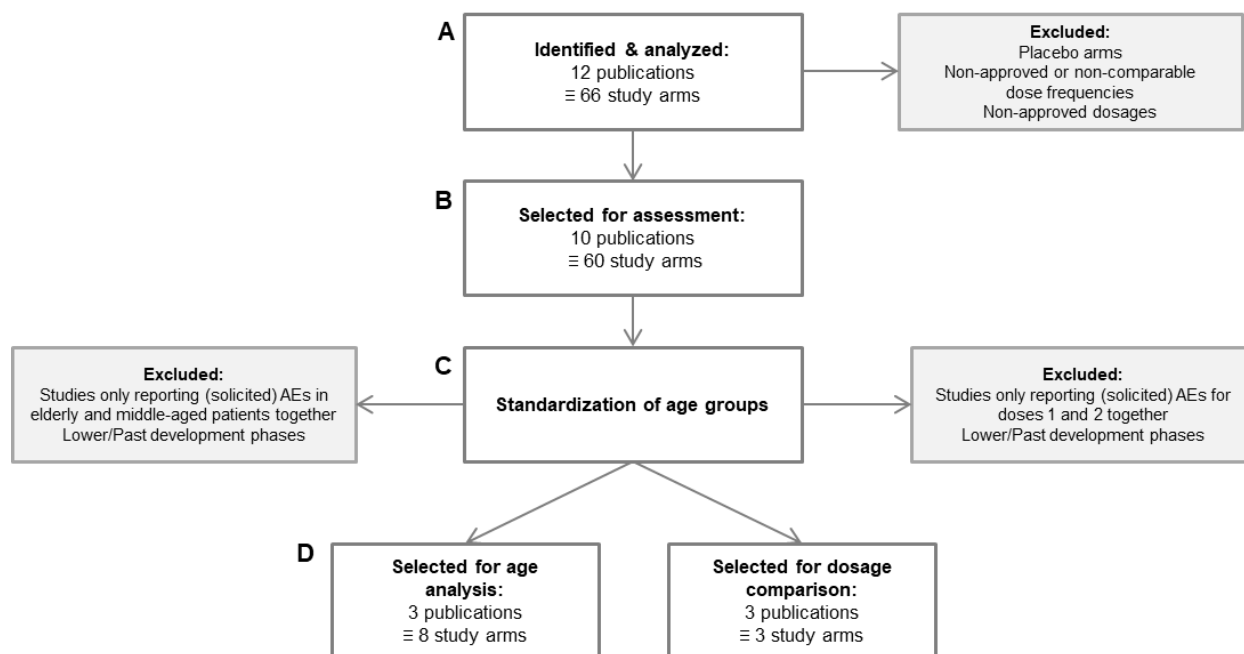
271



272 **Table 3.** Age groups as reported in journal articles and regulatory documents and their standardization  
273 for analysis.  
274

Age as reported [years]	Standardized age groups
16–55	Middle
18–55	
18–59	
18–64	
16–89	Overall
16–91	
18–95	
≥ 18	
55–70	Senior
> 55	
≥ 60	
≥ 65	
≥ 70	

275

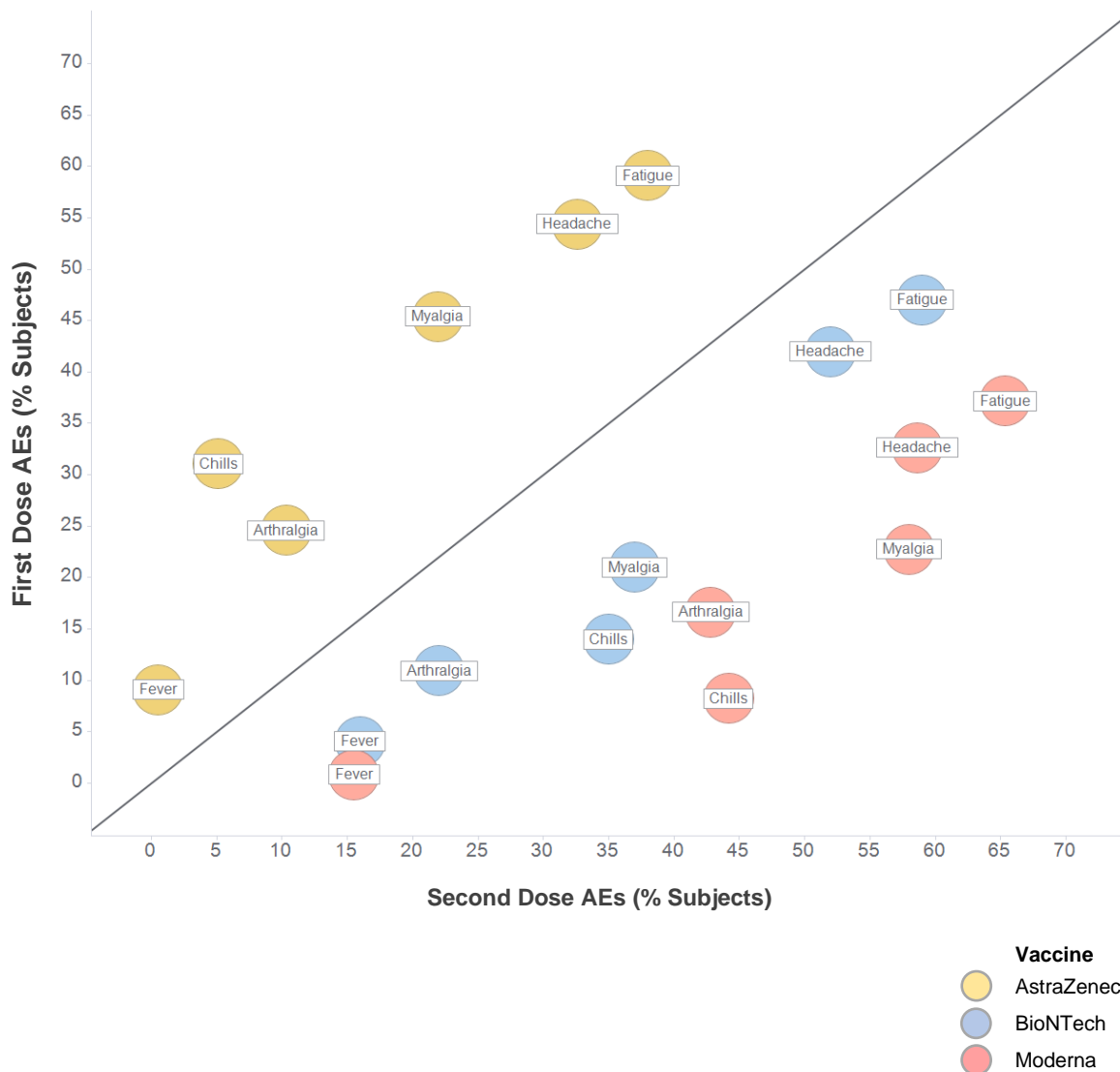


276

277 **Figure 1.** Flowchart showing the selection process for the data to be included in the present vaccine  
278 safety outcome assessment as described in Table 1. **A)** Identification of publications containing relevant  
279 information (i.e. prospective data from RCTs) about the safety of COVID-19 vaccines approved in the  
280 EU. **B)** Selection of the publications reporting approved and comparable vaccine dose frequencies and  
281 dosages. **C)** Standardization of the age groups identified in the publications selected in the previous  
282 step (Table 3). **D)** Selection of the publications with comparable data for subgroup analyses per age  
283 group as well as publications with safety outcomes reported separately for the first and second vaccine  
284 doses (Table 2).

285

286



287

288

289


290

291

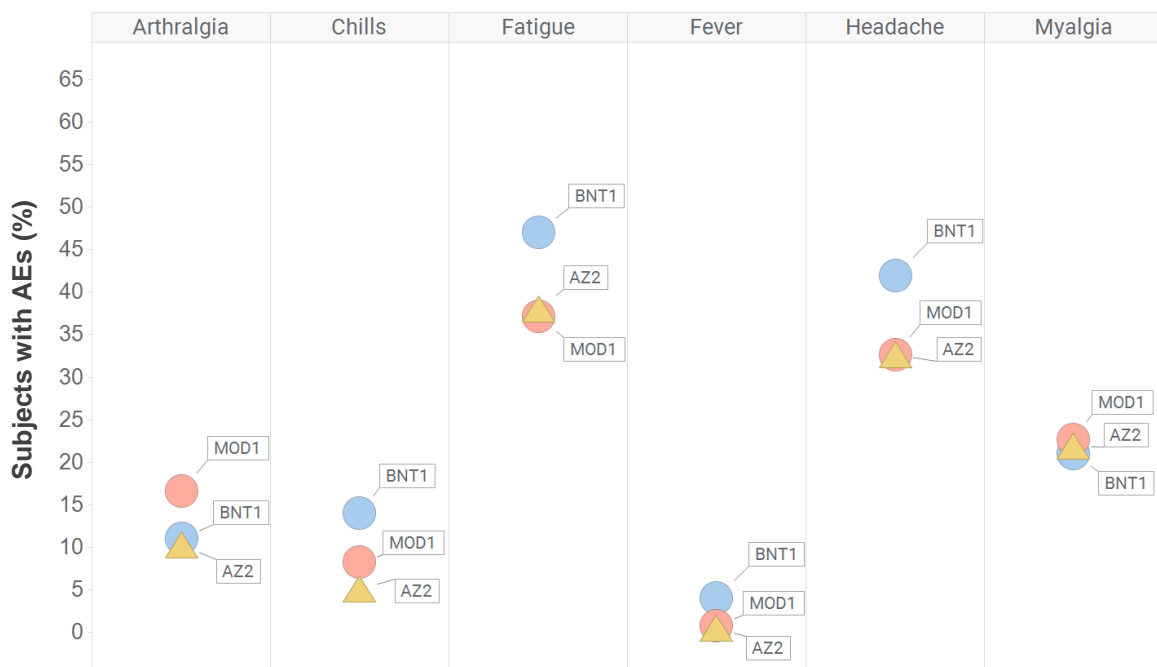
292 **Figure 2.** Most common systemic adverse events occurring after the first and second doses of anti-  
 293 SARS-CoV-2 vaccines. The highest frequencies for each adverse event occurring with each vaccine  
 294 are shown. For BioNTech only young/middle-aged subjects (18–65 years) are included; no data was  
 295 available for overall population. Sources: AstraZeneca (AZ): EMA Assessment Report (2021); BioNTech  
 296 (BNT): Polack et al. (2020); Moderna (MOD): Baden et al. (2020).

297

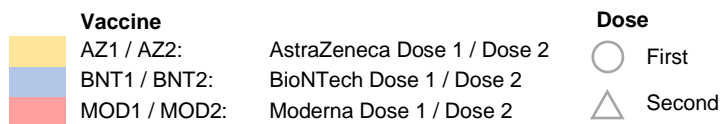
298



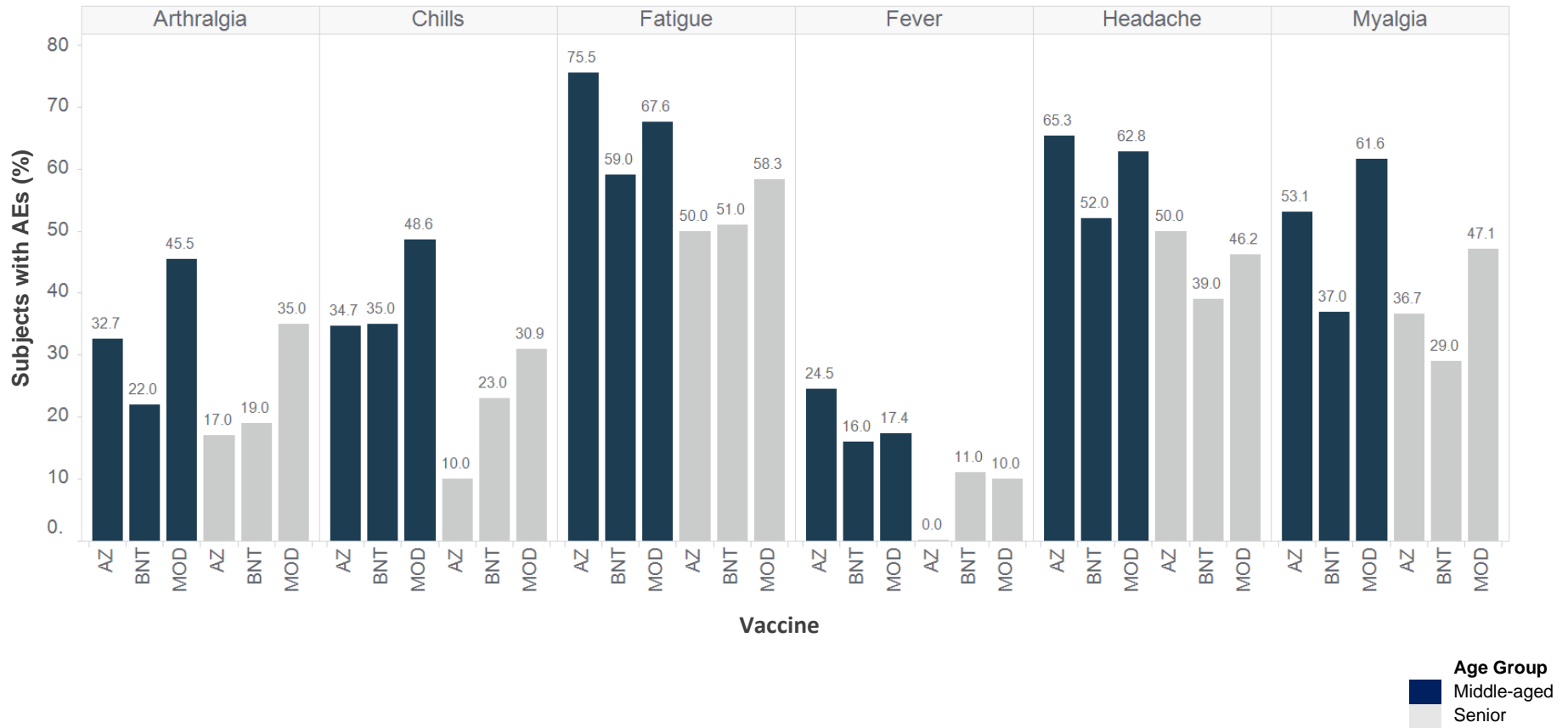
299  
300



301  
302  
303  
304  
305  
306



307 **Figure 3.** Plot showing that adverse event frequencies with the first dose of AstraZeneca (a viral vector  
 308 vaccine) are similar to those with the second dose of BioNTech and Moderna (mRNA vaccines), and  
 309 vice-versa. The highest frequencies for each adverse event occurring with each vaccine at each dose  
 310 are shown. The numbers 1 and 2 after the vaccine names indicate the vaccine dose. For BioNTech only  
 311 young/middle-aged subjects (18–65 years) are included; no data was available for overall population.



313

314

315

316

317

318 **Figure 4.** Overall frequency of systemic adverse events by age group observed with the anti-SARS-CoV-2 vaccines. Shown here are the highest observed  
 319 frequencies of each adverse event, independent of dose (first or second).

320 \*Maximum age for middle-aged subjects and minimum age for senior subjects varies from 55–65 years.

321 Sources: AstraZeneca (AZ): Ramasamy et al. (2020); BioNTech (BNT): Polack et al. (2020); Moderna (MOD): Baden et al. (2020)