

1 **Social and emotional characteristics of girls and young women with**
2 ***DDX3X*-linked intellectual disability: A descriptive and comparative study**
3 Elise Ng-Cordell^{1,2}, Anna Kolesnik-Taylor², Sinéad O’Brien², Duncan Astle², Gaia
4 Scerif³, Kate Baker^{2,4}

5 1. Department of Psychology, University of British Columbia, Vancouver

6 2. MRC Cognition and Brain Sciences Unit, University of Cambridge

7 3. Department of Experimental Psychology, University of Oxford

8 4. Department of Medical Genetics, University of Cambridge

9

10 Corresponding author: Elise Ng-Cordell, elise.ngcordell@psych.ubc.ca

11

12

NOTE: This preprint reports new research that has not been certified by peer review and should not be used to guide clinical practice.

13 **Abstract**

14 **Background**

15 *DDX3X* variants are a common cause of intellectual disability (ID) in females. Previous studies have
16 reported high rates of autism spectrum disorder and emotional-behavioural difficulties within this
17 group. However, no study has compared social and emotional characteristics in individuals with
18 *DDX3X* variants to individuals with other monogenic causes of ID.

19 **Methods**

20 Twenty-three females with pathogenic or likely pathogenic *DDX3X* variants were recruited via UK
21 regional genetics centres, genetic research cohorts, and family support groups. Twenty-three females
22 with ID and variants in other genes were recruited via the same routes. Phenotypic data were collected
23 through semi-structured interviews and standardised questionnaires.

24 **Results**

25 In line with previous research, we found a wide range of adaptive, social and emotional function within
26 the *DDX3X* group. Autism characteristics assessed via the Social Responsiveness Scale (SRS) did not
27 differ between *DDX3X* and comparison groups, while levels of anxiety and self-injurious behaviour
28 (SIB) scores assessed via the Developmental Behaviour Checklist (DBC) were significantly higher in the
29 *DDX3X* group. Autistic characteristics, anxiety and SIB scores were positively correlated within the
30 *DDX3X* group. Individuals with *DDX3X* missense variants had poorer adaptive abilities than those with
31 protein truncating variants as previously reported, but *DDX3X* variant type did not significantly predict
32 emotional and behavioural characteristics.

33 **Conclusions**

34 We provide quantitative evidence that overall incidence of autistic characteristics is not higher
35 amongst girls and women with *DDX3X* variants than expected for ID. However, the *DDX3X* group
36 demonstrates more SIBs and anxiety symptoms than expected, with close relationships between SIBs

37 and anxiety, and between anxiety and autistic characteristics. Future work is warranted to explore the
38 multilevel mechanisms contributing to social and emotional development in individuals with *DDX3X*
39 variants, and consider whether these mechanisms are specific to this genetic diagnosis or shared with
40 a subset of people with ID due to other causes.

41 *Keywords: DDX3X, intellectual disability, anxiety, self-injurious behaviour, autism*

42 **Background**

43 At least 60% of individuals with intellectual disability (ID) have an underlying genetic diagnosis
44 (1). With advances in next generation sequencing, it is increasingly possible to diagnose genetic causes
45 of ID, representing an opportunity to study aetiological factors influencing development and lifespan
46 experiences among individuals with ID. With ever increasing numbers of rare and ultra-rare genetic
47 diagnoses associated with ID, it is especially important to place the phenotypic spectrum of each
48 diagnosis in the context of expectations for ID in general, and to identify factors associated with
49 variability within genetic diagnosis groups. Comparative phenotyping studies can thus highlight
50 whether features occur at elevated rates, or whether they occur in line with expectation for ID more
51 generally (2). In addition, studying relationships between phenotypic dimensions can be a starting
52 point towards understanding mechanisms contributing to mental health across syndromes.

53 *DDX3X* loss-of-function variants are one of the more common single-gene causes of ID,
54 affecting an estimated 1-3% of females with unexplained ID (3, 4). As availability of genetic testing
55 increases, numbers of individuals diagnosed with *DDX3X* variants are likely to rise considerably. The
56 *DDX3X* gene is located at Xp11.4, and encodes an ATP-dependent DEAD-box RNA helicase (5, 6)
57 involved in multiple aspects of RNA metabolism including splicing and transport (7), mitochondrial
58 DNA production (4), and the Wnt/Beta-catenin signalling pathway (3). Animal models have shown
59 that *DDX3X* is highly expressed in radial glial progenitors and neurons, and promotes cortical
60 development by regulating neurogenesis and migration (8, 9). Neuroimaging has highlighted diverse
61 neuroradiological features (e.g. corpus callosum abnormalities, ventricular enlargement, cortical

62 dysplasia, polymicrogyria), reflecting the regulatory functions of *DDX3X* during multiple phases of
63 brain development (9-11). Hence, there are diverse molecular, cellular and neural systems
64 mechanisms by which pathogenic *DDX3X* variants may influence emergent cognition and behaviour.

65 Previous studies of individuals with *DDX3X* variants have primarily relied upon retrospective
66 collation of clinical records, and have described a set of variable and complex clinical characteristics.
67 Common physical features include cardiac and respiratory problems (e.g. sleep apnoea, congenital
68 heart disease) and musculoskeletal disorders (e.g. joint hypermobility, scoliosis), while a range of
69 neurodevelopmental characteristics have been reported, encompassing global cognitive impairments
70 from mild to severe ID, autism spectrum disorder (autism), hyperactivity, aggression, and motor
71 stereotypies (3, 4, 9-13).

72 Detailing the social and emotional characteristics of individuals with *DDX3X* variants, including
73 factors underlying variation in outcomes, is important for understanding the support needs of
74 diagnosed individuals as well as their families and caregivers (14, 15). Lennox et al (9) reported that
75 among 53 individuals with *DDX3X* variants, average adaptive ability fell within the moderate ID range,
76 while autism characteristics assessed via the Social Responsiveness Scale (16) and the Social
77 Communication Questionnaire (17) were moderately elevated above general population norms (not
78 stratified for ID). Further, they reported that missense variants were associated with more severe
79 clinical outcomes across neuroanatomical, neurological, adaptive and behavioural domains.
80 Elsewhere, Tang et al (18) characterized behavioural profiles of 15 individuals (14 females) with *DDX3X*
81 variants via systematic post-diagnostic assessments of intellectual and adaptive functioning, sensory
82 processing, autism and behavioural comorbidities. Based on diagnostic clinical assessments, 80% of
83 individuals with *DDX3X* variants met diagnostic criteria for ID, 60% for autism, and 53% for attention
84 deficit / hyperactivity disorder (ADHD). Comparing scores on standardized questionnaire measures to
85 population norms revealed high rates of sensory processing abnormalities such as sensory-seeking
86 behaviours and sensory hypo-reactivity. In addition, 14% of individuals reported elevated anxiety

87 above a likely clinically-relevant level. Comparing behavioural profiles across variant types revealed
88 that missense variants and in-frame deletions were associated with poorer language, motor and
89 adaptive outcomes compared to protein-truncating variants (18). Further, a smaller proportion of
90 individuals with protein-truncating variants met diagnostic criteria for autism, although this difference
91 was not significant and may reflect expected differences between groups with different adaptive
92 abilities.

93 In summary, research to date points towards prevalent and diverse social and emotional
94 difficulties in individuals with *DDX3X* variants. Moreover, variant type appears to be one aetiological
95 factor underlying phenotypic variability. However, the distinctiveness of these characteristics from
96 other causes of ID in females with a similar range of global adaptive severity, and relationships
97 between adaptive-social-emotional dimensions, have not been established. Therefore, in the current
98 study, we aimed to 1) describe the clinical, social, and emotional characteristics of girls and women
99 with *DDX3X* variants, 2) identify social and emotional features that differentiate females with *DDX3X*
100 variants from females with other monogenic causes of ID, and 3) explore predictors (variant type, ID
101 severity, autistic characteristics) of social and emotional outcomes among individuals with *DDX3X*
102 variants.

103 **Methods**

104 **Participants and recruitment**

105 Individuals who had previously received a diagnosis of a pathogenic variant in *DDX3X* were
106 identified via clinical genetics services across the UK, the IMAGINE-ID (Intellectual Disability & Mental
107 Health: Assessing the Genomic Impact on Neurodevelopment) Study (<https://imagine-id.org/>), or the
108 *DDX3X* Support UK Group (<https://ddx3xsupportuk.co.uk/>). Clinicians were given recruitment packs
109 to distribute to family members of each potential participant. Members of the IMAGINE-ID Study and
110 the *DDX3X* Support UK Group were provided with information and contact details for the study. The
111 families of 23 individuals volunteered to take part (n = 8 via clinical genetics services, n = 6 via the

112 IMAGINE-ID Study, and n = 9 via the *DDX3X* Support UK Group). All 23 participants had been diagnosed
113 with *DDX3X* variants through research or clinical pathways via whole exome sequencing or gene panel
114 testing. Of the 20 participants for whom we had variant details, 7 had missense variants and 13 had
115 protein truncating variants (protein truncating variants included frameshift, nonsense and splice site
116 variants; Supplementary Table 2). The same procedures were followed to recruit a comparison group
117 of 23 girls and young women with ID of monogenic origin (ID-comparison group), represented by
118 pathogenic variants in 11 different genes (Supplementary Table 1).

119 **Phenotyping assessments**

120 Assessments were carried out at participants' homes for 12 families. For the remaining 11
121 families, assessments were conducted via telephone or video conference. We conducted a structured
122 medical history interview (MHI), followed by the Vineland Adaptive Behaviour Scales (VABS): we
123 administered either the second edition, interview form (19; n = 12), or the third edition,
124 parent/caregiver form (20; n = 13). In addition, parents completed the Social Responsiveness Scale,
125 second edition (SRS; 16) and the Developmental Behaviour Checklist – second edition (DBC; 21).
126 Following the above assessments, we administered the Autism Diagnostic Interview – Revised (ADI-R;
127 22); however, a shortened timeline due to the COVID-19 pandemic meant that we were only able to
128 collect ADI-R data from a subset of seven participants in the *DDX3X* group, and no participants in the
129 comparison group.

130 **Analysis Plan**

131 Raw subscale and total scores from questionnaire data were converted to standardised scores
132 based on published normative data.

133 *Aim 1.* We described the clinical, adaptive, social, and emotional characteristics of the *DDX3X*
134 participants, by summarizing reports from the MHI, VABS, SRS, ADI-R, and DBC.

184 autism-like characteristics. To assess whether there is consistency in specific autistic characteristics
185 within the DDX3X group, we reviewed average scores on each ADI item (supplementary Figure 1 –
186 current behaviours, supplementary Figure 2 - scores at age 5, or the “most abnormal” time period).
187 Items that had the highest endorsement (mean score > 1.5) related to difficulties with friendship and
188 sharing (from the Social Development Domain), verbal intonation, reciprocal conversation, and
189 imaginative play (from the Language and Communication Domain), and auditory sensitivity (from the
190 Interests and Behaviours Domain). Conversely, items that were seldom endorsed (mean score < 0.5)
191 related to making social overtures, offering comfort to others, and responding to other children (Social
192 Development Domain), communicative speech, idiosyncratic use of language, and non-verbal gestures
193 (Language and Communication Domain), and preoccupations, compulsions, and inflexibility (Interests
194 and Behaviours Domain).

195 *Emotional and behavioural characteristics.* The DBC was used to assess emotional and
196 behavioural difficulties. DBC scores varied widely in the DDX3X group, with total problem behaviour
197 T-scores (stratified by ID severity) ranging from 36 to 106. Thirteen of the twenty-one participants who
198 completed the DBC had total scores that exceeded the clinical cut-off, indicating severe concerns
199 across emotional and behavioural domains. Among the subscales, Anxiety was most commonly rated
200 as an area of Serious concern (16/21 participants). Frequently endorsed anxiety-related behaviours
201 included shyness and social withdrawal, marked worries about routine, and unusual or excessive fears
202 of sounds or objects (including fire alarms, babies crying, hand driers, sneezing, fireworks, onions, or
203 butterflies - for one participant, fears of animals with stings had transformed into an obsession). The
204 Self-Absorbed subscale, which largely captures autism-like behaviours, was also commonly rated as
205 an area of Serious concern (15/21 participants). Items frequently endorsed on this scale related to
206 arranging objects in a strict order and sensory-seeking behaviours.

207 As noted above, thirteen participants displayed self-injurious behaviours (SIBs). During the
208 MHI, parents reported that their daughters responded to stressful or frustrating situations by pulling

209 their hair, biting their hands or knees, banging their head, or throwing themselves onto the floor. To
210 further investigate the types and frequencies of SIBs demonstrated by participants, we also examined
211 three items of the DBC pertaining to these behaviours: 11 participants banged their heads, 13
212 participants hit or bit themselves, and 13 participants picked or scratched their skin.

213 **Aim 2: Comparing adaptive, social and emotional characteristics in the *DDX3X* and ID-comparison**
214 **groups**

215 Next, we explored whether any adaptive, social or emotional characteristics consistently
216 differentiated the *DDX3X* group from girls and women with ID, by comparing the *DDX3X* and ID-
217 comparison groups using scores from the VABS, DBC, and SRS (Table 2). There were no significant
218 differences between the two groups on the VABS or the SRS. On the DBC, the *DDX3X* group had higher
219 scores on the Disruptive, Self-Absorbed, Communication, and Anxiety subscales, with effect sizes
220 ranging from small to medium (Figure 1). Furthermore, the group difference on the Anxiety subscale
221 was significant (Mann-Whitney U test statistic = 147.50, $p = .027$).

222 To follow-up on parent reports of SIBs in the *DDX3X* group, we also explored whether rates of
223 SIBs (as measured by three items on the DBC) were elevated in this group relative to the ID-
224 comparison group. A higher proportion of participants in the *DDX3X* group showed head banging (χ^2
225 = 5.98, $p = .014$) and self-hitting/biting ($\chi^2 = 4.39$, $p = .036$). Skin picking/scratching was more common
226 in the *DDX3X* group, but not significantly different from the comparison group ($\chi^2 = 3.24$, $p = .072$).

227 - Figure 1 -

228 **Aim 3: Within-group predictors of social and emotional outcomes**

229 Our third aim was to examine relationships between age, ID severity (VABS Composite),
230 autistic characteristics (SRS Total), anxiety (DBC Anxiety), and SIBs (calculated by summing scores on
231 the three DBC self-injury items) within the *DDX3X* and ID-Comparison groups separately. Bivariate
232 correlations are displayed in Figure 2.

233 In both groups, older age was associated with lower adaptive ability (*DDX3X*: $r = -.47, p = .02$;
234 ID-comparison: $r = -.40, p = .06$), and higher anxiety was associated with elevated autism
235 characteristics (*DDX3X*: $r = .68, p = .001$; ID-comparison: $r = .43, p = .05$). At the same time, several
236 significant correlations emerged in the *DDX3X* group only. Within the *DDX3X* group, higher anxiety
237 was associated with lower adaptive ability ($r = -.48, p = .03$) and greater self-injurious behaviours ($r =$
238 $.62, p = .003$). In addition, self-injurious behaviours were associated with elevated autism
239 characteristics ($r = .53, p = .02$).

240 - Figure 2 -

241 Finally, we ran two linear models to explore factors contributing to variation in commonly
242 endorsed emotional characteristics (anxiety and SIBs) within the *DDX3X* group. In both models, we
243 included age and variant type (missense versus protein-truncating) as predictors. As has been
244 reported previously (18), participants with missense variants had poorer adaptive abilities than those
245 with protein truncating variants (missense: mean VABS Composite = 43.71, SD = 12.67; protein
246 truncating: mean VABS Composite = 58.77, SD = 14.56); we therefore controlled for adaptive ability in
247 our models. Informed by our earlier correlation analyses, we included autistic characteristics in the
248 model predicting levels of anxiety, and anxiety in the model predicting levels of SIBs. Linear models
249 are presented in Table 3. In the first model, anxiety was associated with autism characteristics ($\beta =$
250 $.70, t = 3.22, p = .007$) such that higher levels of autistic characteristics predicted higher levels of
251 anxiety. In the second model, SIBs were associated with anxiety ($\beta = .54, t = 2.67, p = .019$), such that
252 higher levels of anxiety predicted more SIBs. Age, adaptive ability and variant type did not significantly
253 predict anxiety or SIBs.

254 - Table 3 -

255 **Discussion**

256 In this study, we build on previous characterisations of girls and women with *DDX3X* variants,
257 in order to enhance prognostication, management and support for families and individuals with this
258 diagnosis. We focus on social and emotional development, as these areas of need have been
259 highlighted in published literature (9, 18), but not yet deeply explored. Our primary objective was to
260 determine whether the neurodevelopmental characteristics of this highly variable disorder are as
261 expected for girls and young women with ID of any cause, or are in any respects specific to *DDX3X*.
262 Below, we highlight novel observations not previously reported in the literature on *DDX3X*, discuss
263 evidence for specificity of neurodevelopmental vulnerabilities, and consider potential explanations for
264 the co-occurrence of specific characteristics within this group.

265 By conducting medical history interviews with a relatively large group of parents and carers,
266 we identified several common areas of difficulty which have not been emphasised in previous reports.
267 These included notably high frequency of early life feeding difficulties and sensory difficulties, which
268 are important for understanding the experiences of parenting a young child with *DDX3X*, and are
269 potentially relevant to emerging cognitive and social-emotional traits. Of particular note, a very high
270 proportion of parents reported symptoms of self-injurious behaviours in their daughters, which have
271 not been reported previously in association with this genetic diagnosis. Furthermore, many parents
272 described their daughter as having a strong desire to make friends, yet lacking the skills to develop
273 and sustain friendships, and tending towards heightened self-consciousness in social situations.
274 Importantly, we observed these social and emotional challenges across the wide spectrum of ages and
275 adaptive abilities in the *DDX3X* group. In addition to the diversity of challenges reported, parents
276 described many of their daughters' strengths and qualities, including caring and friendly personalities,
277 humour and laughter, love of dancing and swimming, and willingness to persevere in the face of
278 challenges.

279 Motivated by information elicited via these semi-structured interviews, we proceeded to
280 systematically evaluate the social and emotional characteristics of the *DDX3X* group using a variety of

281 questionnaire and interview methods. SRS scores indicated that many girls with *DDX3X*-linked ID
282 exhibit autistic characteristics, with the range of SRS scores aligning with previous reports (9, 18).
283 However, SRS scores (total and subscales) did not differ between the *DDX3X* and ID-comparison
284 groups, suggesting that overall likelihood of autistic characteristics as assessed by this tool is not a
285 discriminating feature of *DDX3X*. Conducting the ADI with a subset of the *DDX3X* group highlighted a
286 focused set of social vulnerabilities, cutting across traditional autism domains. Previous research in
287 girls and women with fragile X syndrome (FXS) suggests a similar profile of social difficulties,
288 characterized by preserved empathy alongside broader social communication challenges and
289 repetitive behaviours (23, 24). In the context of this literature, our findings suggest that the social
290 vulnerabilities observed in association with *DDX3X* variants reflect autistic characteristics shared
291 amongst females with monogenic ID; however, further work is required to confirm this.

292 In contrast, anxiety scores significantly differentiated the *DDX3X* group from the comparison
293 group. Rates of reported anxiety, which was a concern for a substantial majority of participants in our
294 study, are considerably higher than previously reported by Tang et al (18). One possible explanation
295 for this discrepancy is that the Child Behaviour Checklist (25) used in previous studies may be less
296 sensitive than the DBC to anxiety in young people with autism and/or ID (26). Another striking and
297 previously unreported feature of the *DDX3X* group was the high incidence of self-injurious behaviours
298 (SIBs), reported as a current or recent distressing problem for more than half of participants, and
299 significantly more common amongst the *DDX3X* group than the comparison group. In summary,
300 anxieties and SIBs can be anticipated for this group, signalling elevated need for clinical psychology
301 support during childhood and adolescence.

302 These findings suggest that while the *DDX3X* gene has received a great deal of interest for its
303 association with autism, it is equally important to recognise and address co-occurring anxiety in this
304 group. Indeed, features of anxiety and autism often overlap (e.g. sensory sensitivities, intolerance of
305 uncertainty, social avoidance), such that anxiety symptoms can often be misattributed to autism in

306 clinical practice (see 27 for review). The presentation and needs of autistic girls and women with ID
307 are often under-recognized and unmet, adding further complexity (28, 29). To address this, we
308 evaluated the associations between autistic characteristics and anxiety within the *DDX3X* group,
309 finding that they were closely associated and not simply a reflection of ID severity and adaptive
310 function.

311 Turning again to the FXS literature, anxiety among girls and women with FXS can, in part, be
312 attributed to autism-related social difficulties (30). Mechanisms linking autism and anxiety in
313 monogenic cases of ID have not been delineated, and may be uncovered by future research
314 investigating longitudinal relationships at the levels of neural systems, cognitive processes and
315 interpersonal dynamics. One possibility is that structural and functional abnormalities in the amygdala
316 and hippocampus, regions subserving emotion regulation which are also found to have decreased
317 volumes in *DDX3X* and FXS mouse models (31, 32), represent a transdiagnostic risk mechanism
318 underlying the co-occurrence of autism and anxiety in multiple monogenic disorders.

319 We also found that within the *DDX3X* group (only), anxiety predicted levels of SIBs. These
320 findings may point to anxiety as a causal mechanism for SIBs in *DDX3X* variants, as has been
321 demonstrated among autistic individuals without ID (33). However, a combination of individual, social
322 and environmental factors are likely to underlie the occurrence of SIBs in people with ID (34), and
323 interpreting underlying causes often requires reporters to make inferences about an individual's
324 internal state (35). Future research on the temporality of SIBs in *DDX3X* variants may clarify whether
325 these behaviours are triggered by anxiety, or by other factors such as pain or frustration (36) . At a
326 mechanistic level, it is also important to situate SIBs in the context of the broader *DDX3X* phenotype.
327 For example, it is possible that shared neural factors (e.g. those associated with emotion regulation)
328 underlie social interactions, anxiety, impulsivity and sensory over- or under-reactivity, which converge
329 to increase risk for multi-domain difficulties including SIBs. Interestingly, among girls and women with
330 FXS, those who engage in SIBs are also more likely to have autism, anxiety and sensory processing

331 issues (37). Further systematic investigation of the neural correlates, behavioural antecedents, and
332 consequences of SIBs may clarify the aetiology and function of these behaviours in individuals with
333 *DDX3X* variants, thus informing targeted prevention and response approaches (38).

334 Finally, we investigated the relevance of *DDX3X* variant type to anxiety and SIBs. In line with
335 previous reports (9, 18), individuals with missense variants had poorer adaptive function compared to
336 those with protein-truncating variants. Regression models revealed that variant type did not predict
337 anxiety or SIBs. It is possible that genetic variant type may moderate developmental and behavioural
338 factors contributing to these outcomes, but this could not be observed due to our small sample size
339 and limited measures. On the other hand, true lack of association between variant type and social-
340 emotional features may reflect the complex and multifactorial pathways influencing these outcomes,
341 not predictable by genetic test result even in combination with other information. Future research
342 should investigate the functional impact of specific variants – which may inform quantitative
343 predictions of neurobiological impact – and also investigate non-genetic contributions to
344 socioemotional outcomes.

345 **Strengths, limitations and future directions**

346 Strengths of this study included the systematic post-diagnostic assessment of phenotypes in
347 individuals diagnosed with *DDX3X* variants from multiple centres, and comparison to a mixed-
348 aetiology ID group. However, we also recognise several key limitations to this work. First, we relied
349 primarily on parent report questionnaires and interviews, which can be limited in scope, sensitivity
350 and specificity. Future studies incorporating multi-informant perspectives, clinician-administered
351 interview and observational schedules, and cognitive and physiological assessments that are tailored
352 for individuals with ID will contribute richer insights into social and emotional functioning in individuals
353 with *DDX3X* variants. Related to this, we did not examine how early and ongoing medical or
354 physiological conditions (e.g. GI, sleep, motor issues) may impact developmental outcomes. This study
355 included only girls and women with *DDX3X* variants, and future research should determine whether a

356 similar profile of social and emotional experiences is present in males. In addition, this was a cross-
357 sectional study, and participants' ages spanned a broad range. Longitudinal studies delineating
358 changes in adaptive, socioemotional and neuropsychological functioning will be crucial for mapping
359 the developmental progression of *DDX3X*-associated difficulties and identifying periods and
360 mechanisms of risk and resilience.

361 **Conclusions**

362 *DDX3X* variants are increasingly recognised as a common cause of neurodevelopmental
363 disorders in girls and women, with numbers of diagnosed individuals expected to rise as availability of
364 testing increases. In this study, we expanded our knowledge of the social and emotional experiences
365 of girls and young women with *DDX3X* variants, and highlighted a range of features that warrant
366 clinical attention and further investigation. In common with other genomic disorders, it is important
367 to place this diagnosis and its variable expression in the broader context of cognitive, psychological
368 and interpersonal development. We find that rates of autistic characteristics do not differentiate
369 *DDX3X* and ID-comparison groups, but anxiety and self-injury levels are higher in the *DDX3X* group.
370 Autism and anxiety, and anxiety and self-injury, are closely linked within the *DDX3X* group and are not
371 explained by global adaptive function. Future research investigating the diversity of mechanisms
372 contributing to social and emotional outcomes will guide the development of more precise
373 information and support available to individuals with *DDX3X* variants and their families, and
374 contribute to a better understanding of autism and mental health amongst young women with ID
375 more broadly.

376 **List of abbreviations**

377 *DDX3X*: DEAD-box helicase 3 X-linked

378 *ID*: intellectual disability

- 379 *ADHD*: Attention Deficit / Hyperactivity Disorder
- 380 *MHI*: Medical History Interview
- 381 *VABS*: Vineland Adaptive Behaviour Scales
- 382 *SRS*: Social Responsiveness Scale, second edition
- 383 *DBC*: Developmental Behaviour Checklist, second edition
- 384 *ADI-R*: Autism Diagnostic Interview, Revised
- 385 *SIB*: Self injurious behaviour
- 386 *FXS*: Fragile X Syndrome

387 **Declarations**

388 **Ethics approval and consent to participate**

389 This study was approved by the Cambridge Central Research Ethics Committee ('Phenotypes in
390 Intellectual Disability', reference: 11/EE/0330). Parents or Carers gave written informed consent on
391 behalf of participants under the age of 16. For participants aged 16 and over, lacking capacity to
392 consent, a consultee was appointed.

393 **Consent for publication**

394 Obtained within study consent form.

395 **Availability of data and materials**

396 The data that support the findings of this study are available to other ethically approved research
397 projects from the Principal Investigator, KB at kate.baker@mrc-cbu.cam.ac.uk.

398 **Competing interests**

399 The authors declare that they have no competing interests.

400 **Funding**

401 This study was supported by the UK Medical Research Council (Grant Number G101400 to K.B.), the
402 Newlife Charity for Disabled Children (to K.B, D.A, and G.S), and the Baily Thomas Charitable Trust
403 (to K.B, D.A, and G.S).

404 **Authors' contributions**

405 ENC and SOB acquired the data. ENC analysed and interpreted the data, and drafted the paper. All
406 other authors substantially revised it. DEA, GS, and KB conceived and designed the study. All authors
407 read and approved the final manuscript.

408 **Acknowledgements**

409 We sincerely thank the study participants, their families, and carers for their dedication and time in
410 contributing to this study. We are grateful to the DDX3X Support UK group, the Deciphering
411 Developmental Disorders (DDD) study, the IMAGINE-ID study, UK regional genetic centres,
412 diagnostic laboratories, and referring clinicians for enabling us to publicise this study to the families
413 who have taken part.

414 **References**

- 415 1. Gilissen C, Hehir-Kwa JY, Thung DT, Van De Vorst M, Van Bon BWM, Willemsen MH, et al.
416 Genome sequencing identifies major causes of severe intellectual disability. *Nature*.
417 2014;511(7509):344–7.
- 418 2. O'Brien S, Ng-Cordell E, Astle DE, Scerif G, Baker K. STXBP1-associated neurodevelopmental
419 disorder: A comparative study of behavioural characteristics. *J Neurodev Disord*. 2019;11(1).
- 420 3. Snijders Blok L, Madsen E, Juusola J, Gilissen C, Baralle D, Reijnders MRF, et al. Mutations in
421 DDX3X Are a Common Cause of Unexplained Intellectual Disability with Gender-Specific

- 422 Effects on Wnt Signaling. *Am J Hum Genet.* 2015;97(2):343–52.
- 423 4. Wang X, Posey JE, Rosenfeld JA, Bacino CA, Scaglia F, Immken LD, et al. Phenotypic expansion
424 in DDX3X – a common cause of intellectual disability in females. *Ann Clin Transl Neurol.*
425 2018;5(10):1277–85.
- 426 5. Park SH, Lee SG, Kim Y, Song K. Assignment of a human putative RNA helicase gene, DDX3, to
427 human X chromosome bands p11.3→p11.23. *Cytogenet Cell Genet.* 1998;81(3–4):178–9.
- 428 6. Kim YS, Lee SG, Park SH, Song K. Gene structure of the human DDX3 and chromosome
429 mapping of its related sequences. *Mol Cells.* 2001;12(2):209–14.
- 430 7. Abdelhaleem M. RNA helicases: Regulators of differentiation. Vol. 38, *Clinical Biochemistry.*
431 2005. p. 499–503.
- 432 8. Chen CY, Chan CH, Chen CM, Tsai YS, Tsai TY, Lee YHW, et al. Targeted inactivation of murine
433 Ddx3x: Essential roles of Ddx3x in placentation and embryogenesis. *Hum Mol Genet.*
434 2016;25(14):2905–22.
- 435 9. Lennox AL, Hoye ML, Jiang R, Johnson-Kerner BL, Suit LA, Venkataramanan S, Sheehan CJ,
436 Alsina FC, Fregeau B, Aldinger KA, Moey C. Pathogenic DDX3X mutations impair RNA
437 metabolism and neurogenesis during fetal cortical development. *Neuron.* 2020 May
438 6;106(3):404-20.
- 439 10. Scala M, Torella A, Severino M, Morana G, Castello R, Accogli A, et al. Three de novo DDX3X
440 variants associated with distinctive brain developmental abnormalities and brain tumor in
441 intellectually disabled females. *Eur J Hum Genet.* 2019;27(8):1254–9.
- 442 11. Kellaris G, Khan K, Baig SM, Tsai IC, Zamora FM, Ruggieri P, et al. A hypomorphic inherited
443 pathogenic variant in DDX3X causes male intellectual disability with additional
444 neurodevelopmental and neurodegenerative features. *Hum Genomics.* 2018;12(1).

- 445 12. Dikow N, Granzow M, Graul-Neumann LM, Karch S, Hinderhofer K, Paramasivam N, et al.
446 DDX3X mutations in two girls with a phenotype overlapping Toriello–Carey syndrome. *Am J*
447 *Med Genet Part A*. 2017;173(5):1369–73.
- 448 13. Beal B, Hayes I, McGaughran J, Amor DJ, Miteff C, Jackson V, van Reyk O, Subramanian G,
449 Hildebrand MS, Morgan AT, Goel H. Expansion of phenotype of DDX3X syndrome: six new
450 cases. *Clinical dysmorphology*. 2019 Oct 1;28(4):169-74.
- 451 14. Stewart SL, Falah Hassani K, Poss J, Hirdes J. The determinants of service complexity in
452 children with intellectual disabilities. *Journal of Intellectual Disability Research*. 2017
453 Nov;61(11):1055-68.
- 454 15. Baker K, Devine RT, Ng-Cordell E, Raymond FL, Hughes C. Childhood intellectual disability and
455 parents' mental health: integrating social, psychological and genetic influences. *The British*
456 *Journal of Psychiatry*. 2020 Mar 11:1-8.
- 457 16. Constantino JN, Gruber CP. *Social Responsiveness Scale Second Edition (SRS-2): Manual*.
458 *Western Psychological Services (WPS)*; 2012.
- 459 17. Rutter M, Bailey A, Lord C. *The social communication questionnaire: manual*. *Western*
460 *Psychological Services*; 2003.
- 461 18. Tang L, Levy T, Guillory S, Halpern D, Zweifach J, Giserman-Kiss I, Foss-Feig JH, Frank Y, Lozano
462 R, Belani P, Layton C. Prospective and detailed behavioral phenotyping in DDX3X syndrome.
463 *Molecular Autism*. 2021 Dec;12(1):1-7.
- 464 19. Sparrow SS, Cicchetti D V., Balla DA. *The Vineland Adaptive Behavior Scales (2nd ed)*. In:
465 *Major psychological assessment instruments*. 2005. p. 199–231.
- 466 20. Sparrow SS, Cicchetti D V., Saulnier CA. *Vineland Adaptive Behavior Scales Manual*. 3rd ed.
467 *Bloomington, MN: NCS Pearson, Inc.*; 2016.

- 468 21. Gray K, Tonge B, Einfeld S, Gruber C, Klein A. Developmental Behavior Checklist 2 manual.
469 Western Psychological Services; 2018
- 470 22. Lord C, Rutter M, Le Couteur A. Autism Diagnostic Interview-Revised: a revised version of a
471 diagnostic interview for caregivers of individuals with possible pervasive developmental
472 disorders. *J Autism Dev Disord*. 1994;24(5):659–85.
- 473 23. Miller JG, Bartholomay KL, Lee CH, Bruno JL, Lightbody AA, Reiss AL. Empathy and Anxiety in
474 Young Girls with Fragile X Syndrome. *Journal of Autism and Developmental Disorders*. 2021
475 Jun 3:1-1.
- 476 24. Marlborough M, Welham A, Jones C, Reckless S, Moss J. Autism spectrum disorder in females
477 with fragile X syndrome: a systematic review and meta-analysis of prevalence. *Journal of*
478 *Neurodevelopmental Disorders*. 2021 Dec;13(1):1-9.
- 479 25. Achenbach TM, Rescorla LA. Manual for the ASEBA School-Age Forms & Profiles. Burlington,
480 VT: University of Vermont, Research Center for Children, Youth, and Families; 2001.
- 481 26. Kerns CM, Winder-Patel B, Iosif AM, Nordahl CW, Heath B, Solomon M, Amaral DG. Clinically
482 significant anxiety in children with autism spectrum disorder and varied intellectual
483 functioning. *Journal of Clinical Child & Adolescent Psychology*. 2020 Jan 23:1-6.
- 484 27. Postorino V, Kerns CM, Vivanti G, Bradshaw J, Siracusano M, Mazzone L. Anxiety disorders
485 and obsessive-compulsive disorder in individuals with autism spectrum disorder. *Current*
486 *psychiatry reports*. 2017 Dec;19(12):1-8.
- 487 28. Cummins C, Pellicano E, Crane L. Supporting minimally verbal autistic girls with intellectual
488 disabilities through puberty: Perspectives of parents and educators. *Journal of autism and*
489 *developmental disorders*. 2020 Jul;50(7):2439-48.
- 490 29. Dean M, Harwood R, Kasari C. The art of camouflage: Gender differences in the social
491 behaviors of girls and boys with autism spectrum disorder. *Autism*. 2017 Aug;21(6):678-89.

- 492 30. Bartholomay KL, Lee CH, Bruno JL, Lightbody AA, Reiss AL. Closing the gender gap in fragile X
493 syndrome: review of females with fragile X syndrome and preliminary research findings. *Brain*
494 *sciences*. 2019 Jan;9(1):11.
- 495 31. Boitnott A, Garcia-Forn M, Ung DC, Niblo K, Mendonca D, Park Y, Flores M, Maxwell S,
496 Ellegood J, Qiu LR, Grice DE. Developmental and behavioral phenotypes in a mouse model of
497 DDX3X syndrome. *Biological Psychiatry*. 2021 Jun 7.
- 498 32. Suvrathan A, Hoeffler CA, Wong H, Klann E, Chattarji S. Characterization and reversal of
499 synaptic defects in the amygdala in a mouse model of fragile X syndrome. *Proceedings of the*
500 *National Academy of Sciences*. 2010 Jun 22;107(25):11591-6.
- 501 33. Moseley RL, Gregory NJ, Smith P, Allison C, Baron-Cohen SJ. A ‘choice’, an ‘addiction’, a way
502 ‘out of the lost’: exploring self-injury in autistic people without intellectual disability.
503 *Molecular autism*. 2019 Dec;10(1):1-23.
- 504 34. Oliver C, Licence L, Richards C. Self-injurious behaviour in people with intellectual disability
505 and autism spectrum disorder. *Current opinion in psychiatry*. 2017 Mar 1;30(2):97-101.
- 506 35. Summers J, Shahrami A, Cali S, D’Mello C, Kako M, Palikucin-Reljin A, Savage M, Shaw O,
507 Lunskey Y. Self-injury in autism spectrum disorder and intellectual disability: Exploring the role
508 of reactivity to pain and sensory input. *Brain sciences*. 2017 Nov;7(11):140.
- 509 36. Adams D, Oliver C. The expression and assessment of emotions and internal states in
510 individuals with severe or profound intellectual disabilities. *Clinical psychology review*. 2011
511 Apr 1;31(3):293-306.
- 512 37. Symons FJ, Byiers BJ, Raspa M, Bishop E, Bailey Jr DB. Self-injurious behavior and fragile X
513 syndrome: findings from the national fragile X survey. *American journal on intellectual and*
514 *developmental disabilities*. 2010 Nov;115(6):473-81.
- 515 38. Arron K, Oliver C, Moss J, Berg K, Burbidge C. The prevalence and phenomenology of self-

516 injurious and aggressive behaviour in genetic syndromes. Journal of Intellectual Disability

517 Research. 2011 Feb;55(2):109-20.

518

519 **Table 1. Clinical phenotypes summary.**

Clinical feature	Frequency of feature (n/23)	Frequency of feature (%)	Subtypes and frequencies (n)
Gastrointestinal	22	96	<i>Infancy:</i> Latching / sucking difficulties (14), Reflux (9), Choking (3) <i>Current / childhood:</i> Constipation / Immotile gut (8), Overeating (3), Overfills mouth (2), Incontinence (1) Cyclical vomiting (1)
Delayed communication milestones	21	91	Mild = using words and phrases (11), Moderate = using single words only (5), Severe = not using any words (4), Unable to classify as under age 5 years or insufficient information (1)
Delayed motor milestones	21	91	Mild = walked by 3 years (15), Moderate = walked by 5 years (6)
Prenatal, Perinatal, and Neonatal complications	15	65	<i>Prenatal:</i> Ultrasound abnormalities (5), Small foetus (3), Preeclampsia (1) <i>Perinatal:</i> Foetal heart rate fluctuation during delivery (4), Breech positioning (3), Umbilical cord abnormalities (3), <i>Neonatal:</i> Excessive crying (4), Jaundice (1), Meningitis (1)
Hearing / Auditory	14	61	Recurrent ear infections in infancy / early childhood, often leading to partial hearing loss (8), Hypersensitivity to sounds (8)
Ophthalmic	13	57	Far-sightedness / hyperopia (3), Cortical visual impairment (3), Squint (2), Nystagmus (1), Astigmatism (1), Abnormal pupil dilation (1), Poor depth perception (1), Blocked tear ducts (1), Eye tracking difficulties (1)
Infantile hypotonia	13	57	Parents usually noticed poor head control and ability to sit up during first year
Movement problems	13	57	Poor balance and coordination (10), Stiff gait (7), Stereotypies (3), Tremor (2), Ataxia (1), Dystonia (1)
Sleep difficulties	13	57	<i>Infancy:</i> Hypersomnia (4), Hyposomnia (2) <i>Current / childhood:</i> difficulties falling and staying asleep, early waking (9)
Self-injury	13	57	Hitting / biting (13), Skin scratching / picking (13), Head banging (11), Hair pulling (2)
Musculoskeletal	13	57	Joint Hypermobility (7), Hypotonia in limbs (4), Scoliosis (4), Inward-turning feet (2), Bone deficiency (1)
Sensory	10	43	Parents often reported a combination of sensory-seeking tendencies and sensory aversions, as well as a high pain tolerance.
Respiratory / cardiology	10	43	Frequent colds / respiratory infections (5), Heart murmur (4), Hay fever (3), Unspecified heart problems (2), Narrow heart valve (1), Asthma (1), Sleep apnoea (1)
Skin conditions	8	35	Eczema (6), Impetigo (1), Palmoplantar keratosis (1)

Minor congenital abnormalities	5	22	Inguinal hernia (2), Finger abnormalities (2), Adrenal hyperplasia (1), Cleft palate (1)
Epilepsy	6 diagnosed	26	<i>Diagnosed:</i> Absence seizures (2), Generalized seizures (1), Infantile spasms (1), Reflux anoxic seizures (1), Unspecified (3) <i>Suspected:</i> Absences / isolated seizures in past (8)
	8 suspected	35	
Other	7	30	Allergic reactions / oedema (3), Recurrent UTIs (2), Kidney Stones (1), Diabetes (1), Poor circulation in extremities (1), stereotypic laughter (1)

520

521

522

523

524

525

526

527

528

529

530

531

532

533

534

535

536

537

538

539

540

541

542

543

544 **Table 2. Adaptive, Emotional and behavioural characteristics**

	DDX3X			ID-comparison			Group difference
	N	Mean (SD)	Range	N	Mean (SD)	Range	DDX3X – ID-Comparison
Age	23						
		12.87 (5.50)	3-22	23	13.20 (5.15)	6.72-26.28	t(44) = -.21, p = .835, d = .062
VABS	23			23			
ABC		53.09 (14.42)	20-74		55.61 (11.78)	34-79	F = .115, p = .736, η ² = .003
Communication		50.26 (17.41)	20-79		57.65 (14.25)	33-89	F = .002, p = .966, η ² = .000
Daily Living		48.65 (16.25)	20-73		54.74 (14.99)	30-83	F = 1.017, p = .319, η ² = .023
Socialization		57.48 (15.17)	20-78		59.22 (11.03)	42-88	F = .006, p = .507, η ² = .000
Motor	19	67.79 (11.87)	45-97		66.26 (17.75)	28-121	F = .185, p = .669, η ² = .005
DBC2	21			23			
Total		58.86 (16.03)	36-106		53.57 (12.11)	34-83	t(42) = 1.24, p = .22, d = .38
Disruptive		54.14 (16.11)	38-112		50.22 (11.33)	35-77	t(42) = .94, p = .35, d = .28
Self-absorbed		63.90 (17.66)	39-104		56.22 (12.96)	37-83	t(42) = 1.66, p = .11, d = .50
Communication		59.29 (19.46)	42-132		55.78 (10.84)	36-81	t(42) = .75, p = .46, d = .23
Anxiety		55.57 (10.57)	38-83		50.04 (12.25)	36-77	U = 147.50, Z = 2.21, p = .03
Social relations		51.67 (11.70)	36-76		51.04 (10.31)	38-73	t(42) = .19, p = .85, d = .06
SRS	21			22			
Total		77.38 (14.08)	46-98		76.82 (14.54)	49-96	t(41) = .13, p = .90, d = .04
Awareness		73.52 (11.85)	50-93		76.09 (14.53)	49-96	U = 193.00, Z = -.93, p = .35
Cognition		74.43 (11.08)	51-92		73.59 (14.88)	41-96	t(41) = .21, p = .84, d = .06
Communication		75.86 (13.60)	42-96		74.32 (12.85)	50-91	t(41) = .38, p = .71, d = .12
Motivation		66.29 (14.00)	44-95		65.59 (13.58)	41-89	t(41) = .17, p = .87, d = .05
RRBs		80.57 (17.18)	48-108		78.59 (16.10)	48-106	t(41) = .38, p = .70, d = .12

545

546

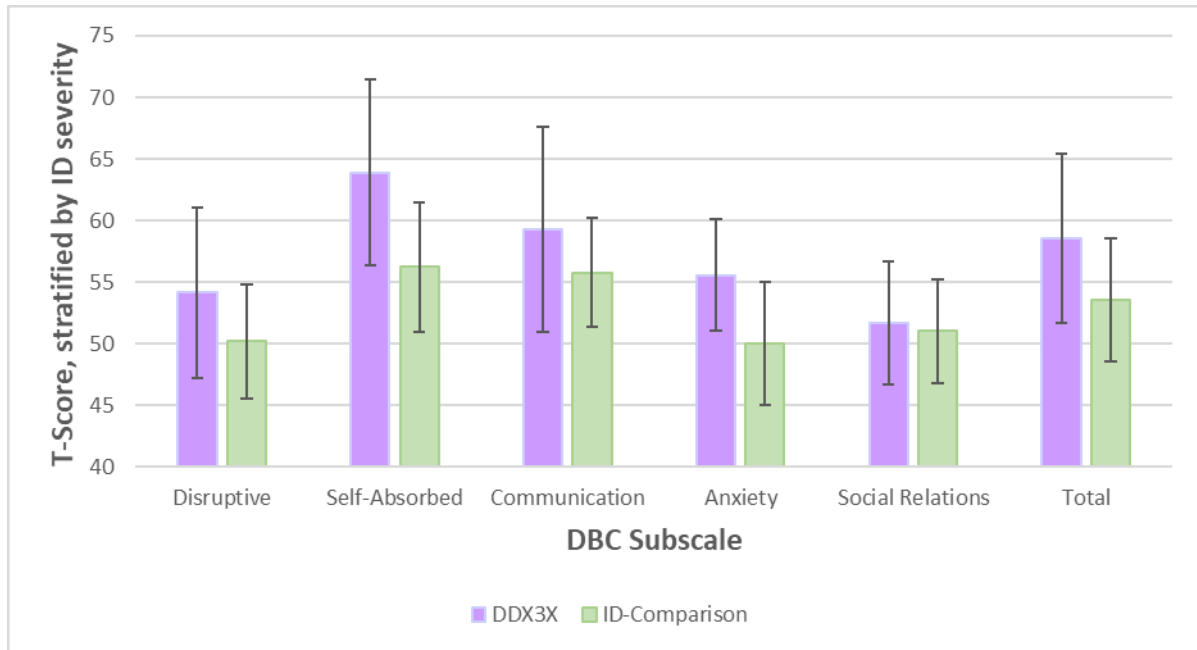
547 **Table 3. Linear regression models**

Variable	ANOVA	Adjusted R ²	Beta (β)	t	p
Model 1: Anxiety	F (4, 13) = 5.04, p = .011	.487			
Age			.09	.40	.696
Adaptive ability			-.071	-.26	.799
Variant type			-.15	-.77	.457
Autism characteristics			.70	3.22	.007
Model 2: SIBs	F (4, 13) = 5.35, p = .009	.506			
Age			-.09	-.45	.663
Adaptive ability			-.42	-1.67	.119
Variant type			.04	.21	.840
Anxiety			.54	2.67	.019

548

549

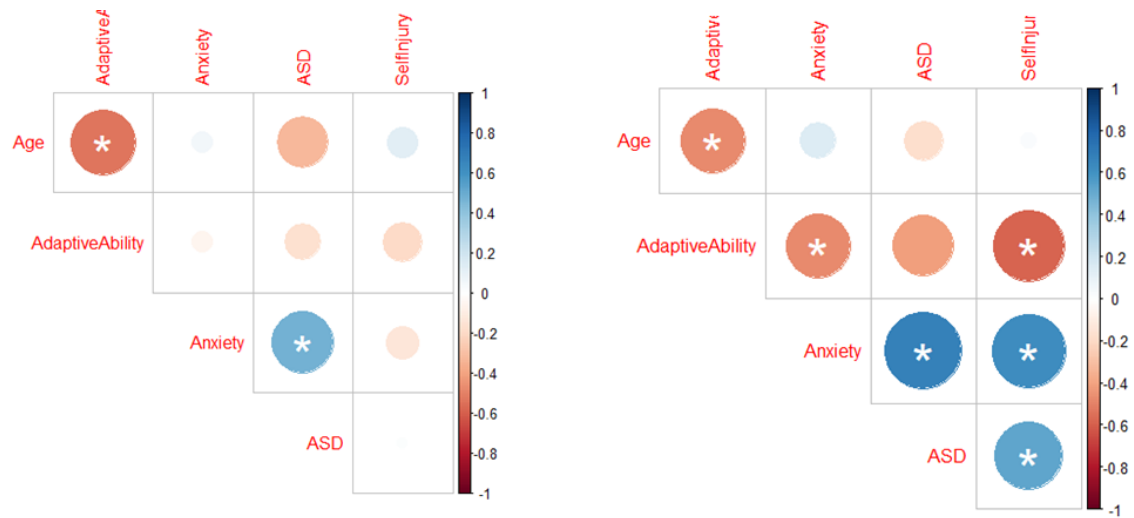
550 **Figure 1. Emotional and behavioural characteristics across the DDX3X and ID-Comparison groups**



551

552 *Note.* Error bars represent 95% confidence intervals

553 **Figure 2. Correlation plots for the ID-comparison (left) and DDX3X (right) groups**



554

555

556 **Supplementary Table 1. Genetic diagnoses in the ID-comparison group**

Gene	N
<i>ARID1B</i>	3
<i>CASK</i>	1
<i>CTNNB1</i>	1
<i>DYRK1A</i>	1
<i>EHMT1</i>	3
<i>GRIN2A</i>	1
<i>KAT6B</i>	1
<i>SETD5</i>	4
<i>SHANK1</i>	2
<i>STXBP1</i>	5
<i>TRIO</i>	1
Total	23

557

558

559

560 **Supplementary Table 2. Participants' gene variant information**

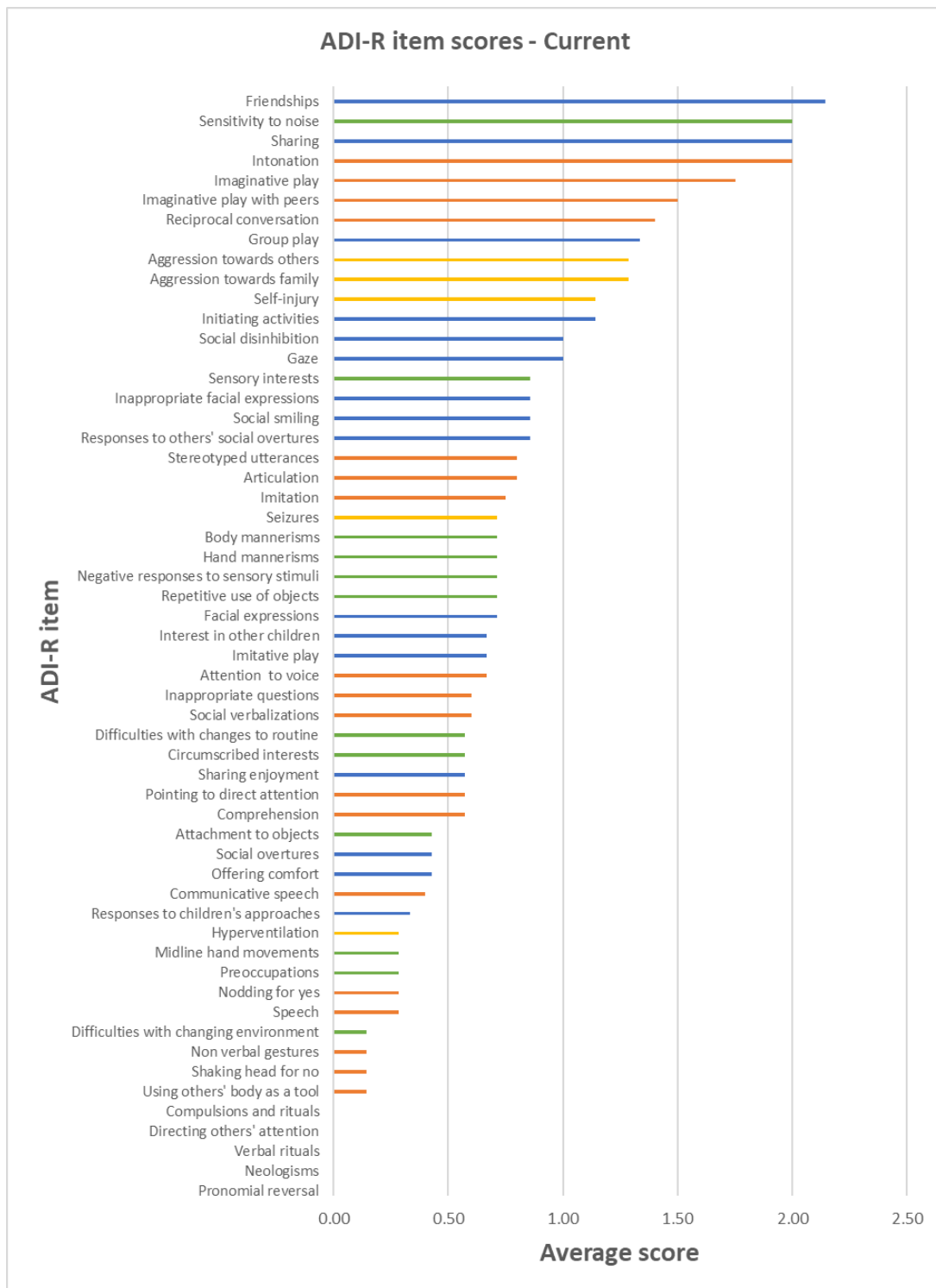
Participant no.	Decipher/100 K Genome ID	Inheritance	Variant type	Amino acid change	Nucleotide change	Pathogenicity	ID severity
1	272869	De novo	Missense	p.Cys467Tyr	c.1400G>A	Likely pathogenic	Severe
2	273466	De novo	Splice (acceptor)	-	c.46-2A>G	Likely pathogenic	Mild
3	272597	De novo	Stop-gained	p.Ser24Ter	c.71C>A	Pathogenic	Mild
4	264193	De novo	Stop-gained	p.Arg291Ter	c.871C>T	Likely pathogenic	Mild
5	261890	Inherited	Missense	p.Arg533His	c.1598G>A	Likely pathogenic	Moderate
6	267102	De novo	Missense	p.Ala392Pro	c.1174G>C	Likely pathogenic	Severe
7	267105	De novo	Missense	p.Ala392Pro	c.1174G>C	Likely pathogenic	Moderate
8	261162	De novo	Stop-gained	p.Arg45Ter	c.133C>T	Pathogenic	Moderate
9	290561	De novo	Splice (donor)	-	c.281+1G>C	Likely pathogenic	Moderate
10	300283	De novo	Missense	p.Arg474Cys	c.1420C>T	Likely pathogenic	Mild
11	-	-	-	-	-	-	Moderate
12	277307	De novo	Splice (donor)	-	c.45+1G>T	Pathogenic	Mild
13	303778	De novo	Frameshift	p.Lys208Serfs Ter13	c.623delA	Pathogenic	Borderline
14	-	De novo	Missense	Cys341Arg	c.1021T>C	-	Severe
15	282969	De novo	Splice donor	-	c.45+1G>A	Pathogenic	Profound
16	-	-	-	-	-	-	Moderate
17	-	De novo	Splice (acceptor)	-	c.766-8_766-2del	Likely pathogenic	Mild
18	-	-	-	-	-	-	Moderate

19	-	Unknown	Frameshift	p.Asn124Lysfs Ter5	c.372_373del CA	-	Mild
20	307552	De novo	Frameshift	p.Phe83Ter	c.241_242insC TAG	Pathogenic	Borderline
21	210015169	De novo	Frameshift	p.Gly153Leufs *69	c.455_456dup CT	Pathogenic	Mild
22	281511	De novo	Missense	p.Ser542Leu	c.1625C>T	Likely pathogenic	Moderate
23	-	Unknown	Splice site	-	c.765+1G>A	Pathogenic	Mild

561

562

563 **Supplementary Figure 1. ADI score profiles - Current**



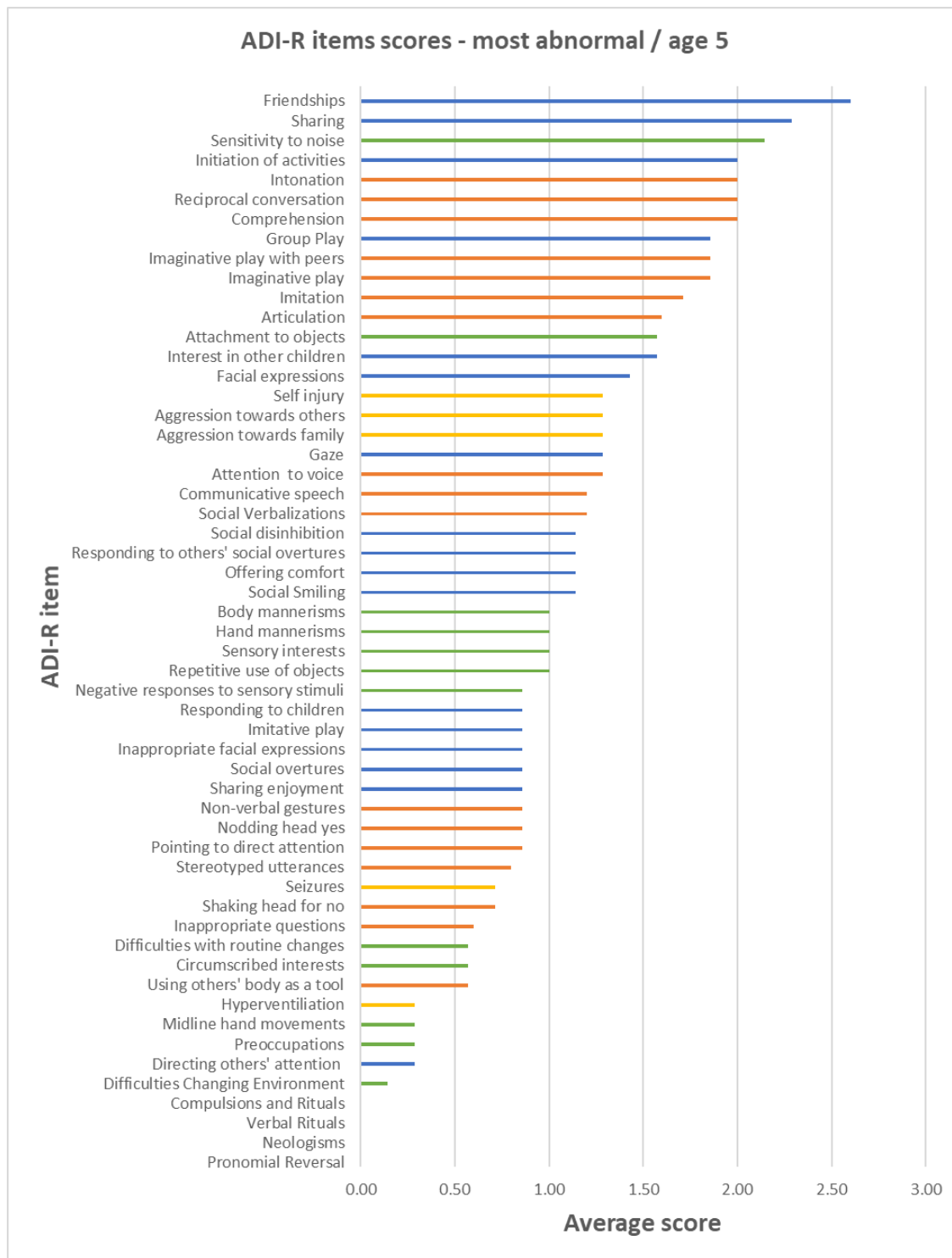
564

565 *Note.* Orange items = Language and Communication, Blue = Social Development and Play, Green =

566 Interests and Behaviours, Yellow = General Behaviours.

567

568 **Supplementary Figure 2. ADI score profiles – Most Abnormal / age 5**



569

570 *Note.* Orange items = Language and Communication, Blue = Social Development and Play, Green =

571 Interests and Behaviours, Yellow = General Behaviours.