medRxiv preprint doi: https://doi.org/10.1101/2021.09.07.21263246; this version posted September 12, 2021. The copyright holder for this preprint (which was not certified by peer review) is the author/funder, who has granted medRxiv a license to display the preprint in perpetuity.

It is made available under a CC-BY-ND 4.0 International license .

Prevalence and Incidence of Stress, Depression and Anxiety Symptoms among Brazilians in Quarantine across the early phases of the COVID-19 Crisis

Miguel Blacutt[1], Alberto José Filgueiras Gonçalves[2], Matthew Stults-Kolehmainen[3]

1: Department of Biobehavioral Sciences, Teachers College, Columbia University, NY, NY USA

2: Department of Cognition and Human Development, Rio de Janeiro State University, Rio de Janeiro, Brazil

3: Digestive Health Multispecialty Clinic, Yale – New Haven Hospital, New Haven, CT USA

Highlights

- Perceived stress, depression and anxiety symptoms were assessed in 103 participants at three points in the COVID-19 pandemic
- Participants showed higher prevalence of depression, stress, and anxiety throughout progression of the pandemic
- Only 35% of individuals were free of severe stress, anxiety, and depression the third data collection point – even though 89% were free of these conditions at the start
- Female and individuals without a comorbidity that increased risk of COVID-19 fatality had greater anxiety by the third time point compared to males, and those with a comorbidity

Keywords: Psychological stress; Depression; Anxiety; Prevalence; Incidence; COVID-19

NOTE: This preprint reports new research that has not been certified by peer review and should not be used to guide clinical practice.

medRxiv preprint doi: https://doi.org/10.1101/2021.09.07.21263246; this version posted September 12, 2021. The copyright holder for this preprint (which was not certified by peer review) is the author/funder, who has granted medRxiv a license to display the preprint in perpetuity.

It is made available under a CC-BY-ND 4.0 International license .

Abstract

Objective: The aim of this study was to measure the prevalence and incidence of stress, depression, and anxiety symptoms in Brazilians during the COVID-19 pandemic.

Method: We assessed 103 (54 women, 49 men) participants online in three periods of the epidemic curve: time 1 (T1; first cases of community transmission; March 20 to 25, 2020), time 2 (T2; acceleration; April 15 to 20, 2020) and time 3 (T3; continued acceleration; June 25 to 30, 2020). The criteria adopted for calculating prevalence and incidence was identifying participants with scores two standard deviations above the mean compared to normative data. Stress was measured using the Perceived Stress Scale (PSS-10), depression was measured using the Filgueiras Depression Index (FDI), and anxiety was measured using the State-Trait Anxiety Inventory – State Subscale (STAI-S).

Results: Initially, 89% of individuals were free of severe stress, anxiety, and depression, which dropped to 35% by T3. Prevalence of stress increased from 1.9% (95% CI [0.5, 6.8]) at T1 to 7.8% (95% CI [4.0, 14.6]) at T2, and 28.2% (95% CI [20.4, 37.5]) at T3. Depression prevalence increased from 0% (95% CI [0, 3.6]) at T1 to 23.3% (95% CI [16.2, 32.3]) at T2 and 25.2% (95% CI [17.8, 34.4]) at T3. The prevalence of severe anxiety-state symptoms increased from 10.7% (95% CI [6.1, 18.1]) at T1 to 11.7% (95% CI [6.8, 19.3]) at T2 and 45.6% (95% CI [36.3, 55.2]) at T3. Stress incidence increased by 7.8% (95% CI = [4, 14.6]) from time 1 to time 2, 23.3% (95% CI [16.2, 32.3]) from time 2 to time 3, and 26.2% (95% CI [18.7, 35.5]) from time 1 to time 3. Depression incidence increased by 23.3% (95% CI [16.2, 32.3]) from T1 to T2, 15.5 (95% CI [9.8, 23.8]) T2 to T3, and 25.2% (95% CI [17.8, 34.4]) from T1 to T3. Anxiety incidence increased by 9.7% (95% CI [5.4, 17]) from T1 to T2, 39.8% (95%CI [30.9, 49.5]) from T2 to T3, and 35.9% (95% CI [27.3, 45.5]) from T1 to T3. The severity of stress significantly increased from 16.1±8.7 at T1 to 23.5±8.4 at T2, and 30.3±6.0 at T3. Depression severity significantly increased from 48.5±20.5 at T1 to 64.7±30.2 at T2, and 75.9±26.1 at T3. Anxiety increased from 49.0±13.4 at T1 to 53.5±12.5 at T2 and 62.3±13.4 at T3. Females and individuals without comorbidities that increased COVID-19 lethality had higher anxiety scores than males and individuals with comorbidities. Age was inversely associated with mental health outcomes at baseline.

Conclusion: The prevalence and severity of stress, depression, and anxiety significantly increased throughout the course of the pandemic. Anxiety seems to be sensitive to gender and risk status, where females and individuals without pre-existing comorbidities had higher anxiety by the final

medRxiv preprint doi: https://doi.org/10.1101/2021.09.07.21263246; this version posted September 12, 2021. The copyright holder for this preprint **(which was not certified by peer review)** is the author/funder, who has granted medRxiv a license to display the preprint in perpetuity.

It is made available under a CC-BY-ND 4.0 International license .

collection point. Depression and stress increased throughout time but were not different between genders or risk status.

medRxiv preprint doi: https://doi.org/10.1101/2021.09.07.21263246; this version posted September 12, 2021. The copyright holder for this preprint (which was not certified by peer review) is the author/funder, who has granted medRxiv a license to display the preprint in perpetuity.

It is made available under a CC-BY-ND 4.0 International license .

1. Introduction

The COVID-19 pandemic began to escalate in Brazil in mid-March, 2020 with the confirmation of the first cases of community transmission (Brazil Ministry of Health, 2021). Researchers are making a unique effort to understand the most common psychiatric symptoms, as well as the environmental and behavioral factors that might be linked to psychological distress or other potential disorders. However, there is a lack of epidemiologic data for mental illness in Brazil in response to the emergence of COVID-19 (Filgueiras & Stults-Kolehmainen, 2021; Goularte et al., 2021; Passos, Prazeres, Teixeira, & Martins, 2020). In particular, the identification of the incidence of perceived stress, depression and anxiety during quarantine is urgently needed to develop strategies to aid those seeking help from mental health practitioners. Understanding the prevalence and incidence of stress, depression, and anxiety symptoms among people in quarantine due to COVID-19 is pivotal as it sets the stage for future interventions. Broadly, prevalence can be defined as the proportion of people who have a condition at a given time point while incidence refers to the proportion of people who develop a condition throughout a time point (Porta, 2008)

Previous studies aimed to understand the relationship between behavioral and psychosocial factors with psychological distress, depression, and anxiety symptoms (Filgueiras & Stults-Kolehmainen, 2021; Goularte et al., 2021) during the COVID-19 pandemic. The results suggested that individuals of female gender are more likely to show higher severity of psychiatric symptoms. Behaviors such as engaging in exercise and physical activity, eating healthy and engaging in tele-psychotherapy are associated with less mental health problems during quarantine. Those participants who reported the need to leave their houses to go to work, regardless of the nature of their jobs, showed more severe symptoms (Abreu, Souza, Viana-Meireles, Landeira-Fernandez, & Filgueiras, 2020; Filgueiras & Stults-Kolehmainen, 2021). Social isolation also plays a role in mental illness; however, evidence suggests that it is a significant factor for depression but not for anxiety (Passos et al., 2020). Additionally, low income, lower education and self-reported history of previous psychiatric illness were strongly associated with higher severity of symptoms (Goularte et al., 2021)

The prevalence of symptoms of depression and anxiety has been examined during the first three months of quarantine due to COVID-19 (Goularte et al., 2021; Passos et al., 2020). At least one symptom of anxiety was found in 81.9% of a sample of 1,996 Brazilians, whereas depression was reported by 68% of these volunteers (Goularte et al., 2021). Similar results were found in a

medRxiv preprint doi: https://doi.org/10.1101/2021.09.07.21263246; this version posted September 12, 2021. The copyright holder for this preprint (which was not certified by peer review) is the author/funder, who has granted medRxiv a license to display the preprint in perpetuity.

It is made available under a CC-BY-ND 4.0 International license .

Brazilian/Portuguese study with samples from the two countries. At least one symptom of anxiety was reported by 71.3% of the participants (mild anxiety was present in 43.1%), 24.8% declared at least one depression symptom and 23.8% presented both depression and anxiety. Results also showed significant prevalence of other psychiatric symptoms: anger (64.5%), somatic symptoms (62.6%) and sleep problems (55.3%). Additionally, post-traumatic stress disorder (PTSD) symptoms were present in 65.8% of the sample (Goularte et al., 2021). Those findings are similar to previous results on other respiratory diseases, such as the Middle-East Respiratory Syndrome (MERS) (Lee, Kang, Cho, Kim, & Park, 2018) and the Severe Acute Respiratory Syndrome (SARS) (Wu, Chan, & Ma, 2005). Other researchers who investigated mental illness during the COVID-19 pandemic in other countries also found an increased prevalence, such as the U.S.A. (Liu, Zhang, Wong, Hyun, & Hahm, 2020), China (Huang & Zhao, 2020), India (Rehman et al., 2021), Germany (Bäuerle et al., 2020), Italy (Rossi et al., 2020), Turkey (Özdin & Bayrak Özdin, 2020) and Bangladesh (Islam, Barna, Raihan, Khan, & Hossain, 2020).

A variety of psychosocial factors may account for the pattern of results found for prevalence of mental health problems. For example, Lee et al. (2018) found that the risk of medical staff reporting PTSD symptoms during the MERS epidemic was higher due to exposure to contamination and their perception of personal health risk. Wu et al. (2005) reported similar findings during the SARS epidemic; they presented results pointing out that PTSD, depression, and anxiety symptoms were associated with perception of risk. Perhaps, those studies explain why our data indicate decrease of prevalence of stress and anxiety during the acceleration of the curve, the perception of contamination risk among Brazilians could be lower at this period when compared to the beginning of COVID-19 pandemic.

Filgueiras and Stults-Kolehmainen (2021) investigated the prevalence of severe depression, anxiety, and psychological stress among 360 Brazilian volunteers between March and April 2020. They adopted the criteria of two standard deviations above the mean (2 SD) from the normative data of validated psychometric instruments. Results showed that 9.7% of the sample showed psychological distress above the clinical cut-off criteria, while 8.0% and 9.4% of participants were also above for depression and anxiety, respectively. The World Health Organization collected prevalence data in Brazil (World Health Organization, 2017) three years before the quarantine and found a lower prevalence of depression (5.8%). Nonetheless, anxiety was similar (9.3%), perhaps indicating some stability during quarantine. Importantly, data from

medRxiv preprint doi: https://doi.org/10.1101/2021.09.07.21263246; this version posted September 12, 2021. The copyright holder for this preprint (which was not certified by peer review) is the author/funder, who has granted medRxiv a license to display the preprint in perpetuity.

It is made available under a CC-BY-ND 4.0 International license .

these previousCOVID-19 studies were gathered between March and May. It should be noted that the COVID-19 pandemic curve reached its peak in Brazil at the end of June 2020 (Pinto et al., 2020).

This study aimed to identify prevalence and incidence of severe psychological stress, depression, and anxiety among Brazilians during the COVID-19 pandemic. It highlights the relevance of understanding the parallel path of the mental health epidemic during quarantine. We chose to include distress, depression and anxiety because these are the are common psychological symptoms observed in other epidemics of acute respiratory syndromes (Brown et al., 2020; Lee et al., 2018; Wu et al., 2005) and during COVID-19 (Bäuerle et al., 2020; Filgueiras & Stults-Kolehmainen, 2021; Goularte et al., 2021; Huang & Zhao, 2020; Islam et al., 2020; Liu et al., 2020; Özdin & Bayrak Özdin, 2020; Passos et al., 2020; Rehman et al., 2021; Rossi et al., 2020). We built our hypothesis on previous evidence that suggests that stressful events combined with prevention measures against COVID-19 contamination, such as social isolation, quarantine, and confinement, may be associated with increased prevalence of mental illness (Brown et al., 2020; Liu et al., 2020). Information about prevalence and incidence may support decision making about strategies and policies to address mental illness in places where the COVID-19 pandemic is still a problem.

2. Methods

2.1. Participants

This present longitudinal study assessed mental health outcomes in volunteers (*N*=103) during the COVID-19 pandemic in Brazil. We collected data over three periods of the COVID-19 pandemic curve (Pinto et al., 2020): the first cases of community transmission (i.e., when people within the same country contaminates others) collected from March 20, 2020 to March 25, 2020 acceleration of the curve, collected from April 15, 2020 to April 20, 2020, and continued acceleration of the curve, collected from June 25, 2020 to June 30, 2020. These periods were named times 1, 2 and 3, respectively, to facilitate understanding and analyses. Inclusion criteria were being a Brazilian or a foreigner living in Brazil during the COVID-19 pandemic who adhered to quarantine measures. Exclusion criteria were being under the age of 18 years old (*N*=1) and being a diagnosed psychiatric patient currently under treatment (*N*=6), since those participants are already above clinical cut-off criteria and could show comorbid mental illnesses which would

medRxiv preprint doi: https://doi.org/10.1101/2021.09.07.21263246; this version posted September 12, 2021. The copyright holder for this preprint (which was not certified by peer review) is the author/funder, who has granted medRxiv a license to display the preprint in perpetuity.

It is made available under a CC-BY-ND 4.0 International license .

inflate prevalence numbers. Volunteers who reported being non-binary gender (*N*=9) were also excluded due to the low number of participants, which impaired statistical analyses; nonetheless, they were considered in this paper's discussion. Respondents were asked to complete a 45-minute online Google Forms questionnaire regarding demographic information and COVID-19-related mental health outcomes. The informed consent document was presented before the questionnaires, and the consent was a requirement for participation. The Ethics Committee at Rio de Janeiro State University approved all procedures (report #2.990.087).

2.2. Measures

We adopted three validated and normalized measures to ensure good quality of data; one instrument for each psychological dimension: psychological stress, depression, and anxiety. Demographic information was collected through a simple one-page questionnaire containing: gender (male, female and non-specific), age (in years) and risk for COVID-19 ("Do you have any current disease that increases your risk for COVID-19 lethality?"—yes/no). All instruments were presented in Brazilian Portuguese.

Perceived Stress Scale (PSS-10): The PSS-10 (Cohen & Williamson, 1998) is a 10-item measure that assesses the state of perceived stress in the last month. Participants respond to questions on a 5-point Likert-type scale that ranges from "0-never" to "4-very often" in regard to the frequency of those feelings or behaviors. Examples of questions are: "In the last month, how often have you been able to control irritations in your life?" and "In the last month, how often have you felt that you were unable to control the important things in your life?" Items 4, 5, 7 and 8 are reverse scored before summing to develop a single total score. Norms were developed for men and women separately (Cacciari, Haddad, & Dalmas, 2016). The average for men was 20.7 (SD = 6.9) and the average for women was 23.2 (SD = 5.8) with a score over 34.5 and 34.8, respectively, indicating excessive stress. Thus, scores above 34 indicated a cut-off point (2 SD) for severe psychological distress.

Filgueiras Depression Inventory (FDI): The FDI (Filgueiras et al., 2014) is a 20-item inventory of words that are related to depression-like symptoms according to the DSM-V. Respondents link each of these words to their own feelings in the last fortnight. A Likert-type scale response set contains six categories of endorsement ranging from "0-not related to me at all" to "5-totally related to me". Examples of items are "sadness", "death", "displeasure" and "guilty".

medRxiv preprint doi: https://doi.org/10.1101/2021.09.07.21263246; this version posted September 12, 2021. The copyright holder for this preprint (which was not certified by peer review) is the author/funder, who has granted medRxiv a license to display the preprint in perpetuity.

It is made available under a CC-BY-ND 4.0 International license .

The total score is the sum of all items. The reference mean is 53.3 (SD = 22.6) with 99.1 or higher indicating a clinical cut-off point (2 SD) for depressive symptomology.

State and Trait Anxiety Inventory—State subscale (STAI-S): The STAI-S is one in a set of two subscales developed to assess trait and state anxiety in adults (Spielberger, Gorsuch, Lushene, Vagg, & Jacobs, 1983). Trait anxiety refers to stable characteristics of an individual that facilitate the occurrence of anxiety-like symptoms and behaviors. On the other hand, state anxiety comprises how one feels in the moment the inventory is completed. The state anxiety subscale has a 20-item structure that is answered with a 4-category Likert scale. The STAI-S responses range from "1-not at all" to "4-very much so". Examples of items are "I feel calm", "I feel nervous" and "I am presently worrying over possible misfortunes". Items 1, 2, 5, 8, 10, 11, 15, 16, 19 and 20 are reverse scored before summing responses to provide a total score. Gender-specific reference means are 36.5 (SD = 14.3) for male respondents and 43.7 (SD = 12.7) for female respondents, with clinical cut-offs (> 2 SD) for severe acute anxiety being above 65 for men and above 69 for women (Pasquali, Pinelli Júnior, & Solha, 1994)

2.2. Data analyses

The variables were normally distributed with skewness and kurtosis statistics within the range of -2.0 and 2.0. Prevalence was calculated using the percentage of participants above cut-off points in each period (time 1, 2 and 3). We estimated three incidence percentages: (i) between times 1 and 2, (ii) 2 and 3 and (iii) 1 and 3. Incidence was indicated by the percentage of participants whose scores were below cut-offs in the previous period data collection but were above these cut-offs in the next. A 95% confidence intervals were estimated as described by Altman, Machin, Bryant, and Gardner (2000) . Furthermore, differences in PSS-10, FDI, and STATI-S between data-collection (time), gender, risk (binary variable indicating whether individual has a pre-existing comorbidity that increased risk of COVID-19 fatality) and their interaction were evaluated using linear mixed effects models, where a random intercept was generated per participant. Tukey post-hoc tests were used to find pairwise differences in main effects and interactions. Regarding gender and risk for COVID-19, we adopted a one-way ANOVA (with Bonferroni post-hoc) and a two-tailed t-test to compare groups; Cohen's f and d were adopted, respectively, for effect-size and average (SD) for descriptive statistics. Pearson correlations were performed to investigate linear associations between all mental health outcomes

medRxiv preprint doi: https://doi.org/10.1101/2021.09.07.21263246; this version posted September 12, 2021. The copyright holder for this preprint (which was not certified by peer review) is the author/funder, who has granted medRxiv a license to display the preprint in perpetuity.

It is made available under a CC-BY-ND 4.0 International license .

and age at each data collection point. Our results and interpretations were based on a significance set at $p<.05$. All analyses were performed using R Statistical Software (Version 4.02; R Foundation for Statistical Computing, 498 Vienna, AT).

3. Results

Table 1 shows characteristics of our participants and descriptive data on mental health outcomes. This longitudinal study included 103 participants (32.3±10.7 years; 52% female). 44 volunteers (42.7%) reported no increased lethality of COVID-19 due to comorbidities at time 1 (64% female, 36% male). Of the 59 individuals who reported having higher risk for lethality for COVID-19, 26 (44%) were female and 33 (56%) were male.

Table 1. Participant demographic, stress, depression, and anxiety data stratified by time point, gender, and pre-existing illness that may increase COVID-19 lethality

	Age	**Stress (PSS-10)**			**Depression (FDI)**			**Anxiety (STATI-S)**		
	Time 1	Time 1	Time 2	Time 3	Time 1	Time 2	Time 3	Time 1	Time 2	Time 3
Overall										
Total	32.3	16.1	23.5	30.3	48.5	64.7	75.9	49.0	53.3	62.3
(*N*=103)	(10.8)	(8.7)	(8.4)	(6.0)	(20.5)	(30.2)	(26.1)	(13.4)	(12.4)	(13.4)
Gender										
Female	31.9	16.9	23.9	31.6	50.5	65.9	81.7	50.3	53.7	66.7
(*N*=49)	(11.1)	(8.5)	(23.2)	(28.9)	(19.2)	(27.1)	(30.0)	(12.7)	(11.2)	(11.8)
Male	32.7	15.2	23.2	28.9	46.2	63.5	69.5	47.6	52.8	57.4
(*N*=54)	(10.5)	(8.9)	(9.2)	(6.4)	(21.8)	(33.5)	(22.5)	(14.1)	(13.7)	(13.5)
Risk										
No	30.1	17.6	23.6	31.2	51.0	69.4	84.0	51.6	54.0	68.8
(*N* = 44)	(11.2)	(8.9)	(8.7)	(5.9)	(21.1)	(29.3)	(24.6)	(13.8)	(12.2)	(8.6)
Yes	33.3	15.0	23.5	29.6	49.6	61.3	69.9	47.1	52.7	57.4
(*N* = 59)	(10.4)	(8.4)	(8.2)	(6.1)	(20.0)	(30.6)	(25.8)	(12.9)	(12.6)	(14.5)

medRxiv preprint doi: https://doi.org/10.1101/2021.09.07.21263246; this version posted September 12, 2021. The copyright holder for this preprint (which was not certified by peer review) is the author/funder, who has granted medRxiv a license to display the preprint in perpetuity.

It is made available under a CC-BY-ND 4.0 International license .

The prevalence of severe stress symptoms was 1.9% (95% CI [0.5, 6.8]) in time 1, 7.8% (95% CI [4.0, 14.6]) in time 2 and 28.2% (95% CI [20.4, 37.5]) in time 3. The prevalence of severe depression symptoms was 0% (95% CI [0, 3.6]) in time 1, 23.3% (95% CI [16.2, 32.3]) in time 2 and 25.2% (95% CI [17.8, 34.4]) in time 3. The prevalence of severe anxiety-state symptoms was 10.7% (95% CI [6.1, 18.1]) in time 1, 11.7% (95% CI [6.8, 19.3]) in time 2 and 45.6% (95% CI [36.3, 55.2]) in time 3. We observed greater prevalence of mental illness across the COVID-19 pandemic, as well as overlap between stress, depression, and anxiety. The progression of mental illness and the overlap between the conditions can be seen in Figure 1. Of note, there was no prevalence of severe depression, anxiety, or stress in 89% of individuals at time 1, which dropped to 35% by time 3.

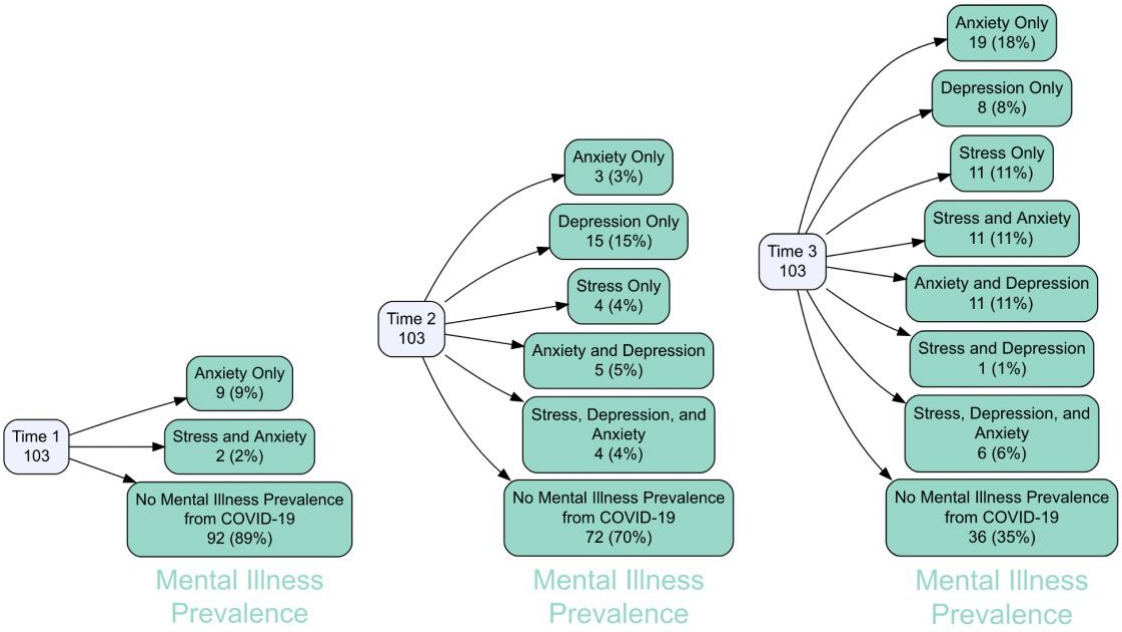

Figure 1. Prevalence of anxiety-alone, depression-alone, stress-alone, anxiety and depression, anxiety and stress, depression, and stress, all three, and neither at each time point of the COVID-19 pandemic

Stress incidence increased by 7.8% (95% CI = [4, 14.6]) from time 1 to time 2, 23.3% (95% CI [16.2, 32.3]) from time 2 to time 3, and 26.2% (95% CI [18.7, 35.5]) from time 1 to time 3. The incidence of depression increased by 23.3% (95% CI [16.2, 32.3]) from time 1 to time 2, 15.5 (95% CI [9.8, 23.8]) from time 2 to time 3, and 25.2% (95% CI [17.8, 34.4]) from time 1 to time 3. The incidence of anxiety increased by 9.7% (95% CI [5.4, 17]) from time 1 to time 2, 39.8%

medRxiv preprint doi: https://doi.org/10.1101/2021.09.07.21263246; this version posted September 12, 2021. The copyright holder for this preprint (which was not certified by peer review) is the author/funder, who has granted medRxiv a license to display the preprint in perpetuity.

It is made available under a CC-BY-ND 4.0 International license .

(95%CI [30.9, 49.5] from time 2 to time 3, and 35.9% (95% CI [27.3, 45.5]) from time 1 to time 3.

The results of the linear-mixed effects models for stress, anxiety, and depression are displayed in Figure 2. A main effect of time was found for PSS-10 ($F(2, 198) = 103.5$, p <.0001), however, there was no main effect of gender or risk on PSS-10 as well as no interactions. Tukey post-hoc tests revealed PSS-10 to be significantly higher at T3 compared to T2 ($t(198) = -7.13$, $p < .0001$) and T1 ($t(198) = -14.4$, $p < .0001$), while T2 was found to be significantly higher than T1 ($t(198) = -7.23$, $p <.0001$). A main effect of time was found for FDI ($F(2, 198) = 52.9$, $p < .0001$) however, there was no effect of gender or risk on PSS-10 in addition no interactions. FDI was found to be significantly higher at T3 compared to T2 ($t(198) = -7.43$, $p = .0001$) and T1 ($t(198) = -10.3$, $p < .0001$). Moreover, T2 was found to be significantly higher than T1 ($t(198) = -6.02$, $p <.0001$). A main effect of time ($F(2, 198) = 55.0$, $p < .0001$) and risk ($F(1, 99) = 5.55$, $p = .021$) was found for STAI-S. Tukey post-hoc comparisons revealed that STAI-S was significantly higher at T3 compared to T2 ($t(198) = -7.34$, $p < .0001$) and T1 ($t(198) = -10.2$, $p < .0001$), while T2 was found to be significantly higher than T1 ($t(198) = -2.82$, $p = .015$). Furthermore, there was a significant difference between risk levels where individuals without a comorbidity had higher STAI-S scores than individuals with a comorbidity ($t(99) = 2.36$, $p < .02$), as is seen in Figure 3. A time-by-risk interaction was found for STAI-S scores ($F(2,198) = 5.96$, p = .003), and a Tukey post-hoc comparison showed that individuals without a comorbidity had higher STAI-S scores than those with a comorbidity (68.8±8.6 vs. 57.4±14.4; $t(209) = 3.81$, $p = .003$). Finally, a time-by-gender interaction was found for anxiety ($F(2,198) = 3.17$, p = .044), and a Tukey post-hoc comparison showed that females had higher anxiety scores than males at time 3 (66.7±11.8 vs. 57.4±13.5; $t(209) = 2.94$, $p = .04$).

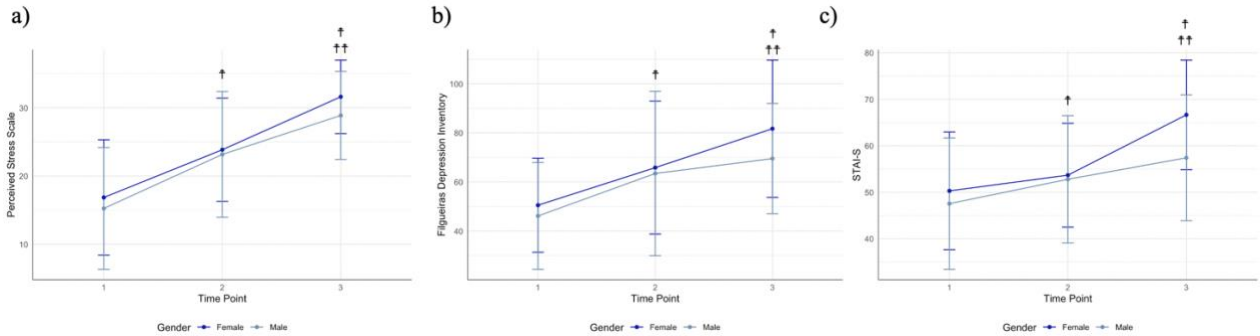

medRxiv preprint doi: https://doi.org/10.1101/2021.09.07.21263246; this version posted September 12, 2021. The copyright holder for this preprint (which was not certified by peer review) is the author/funder, who has granted medRxiv a license to display the preprint in perpetuity.

It is made available under a CC-BY-ND 4.0 International license .

Figure 2. Stress, depression, and anxiety scores across each time point and stratified by gender. † indicates statistical difference from T1 (p < .05). †† indicates statistical difference from T2 (p < .05)

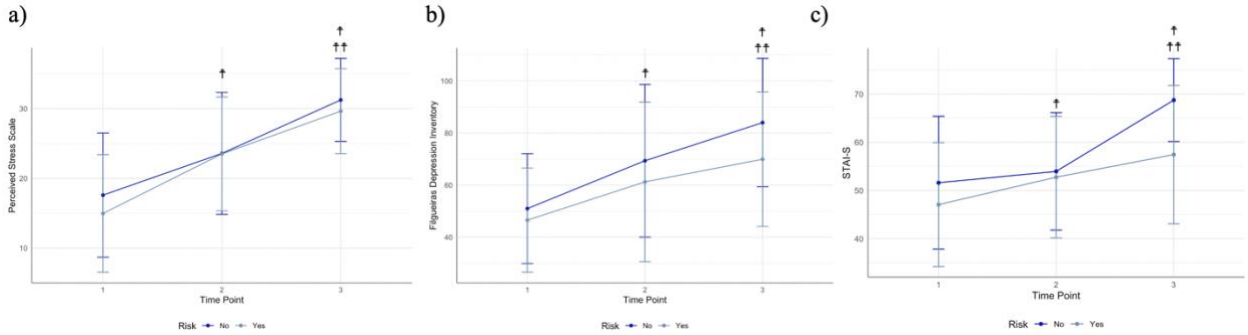

Figure 3. Stress, depression, and anxiety scores across each time point and stratified by risk. † indicates statistical difference from T1 (p < .05). †† indicates statistical difference from T2 (p < .05)

Figure 4 depicts the correlation matrices between age and mental health outcomes at each data collection point. At baseline, all correlations were statistically significant ($p \leq .05$) and ranged from r = -.21 to r = .91. Age was significantly and inversely correlated with all mental health outcomes. Stress was strongly and positively correlated to both depression (r = .83) and anxiety (r = .91). Furthermore, there was a strong relationship between depression and anxiety (r = .82). At time 2, age was only significantly associated with depression (r = -.45, p < .05). Furthermore, only stress and anxiety were associated, though the relationship was strong (r = .88, p < .05). At the third time, there were no significant associations between any mental health outcomes or age.

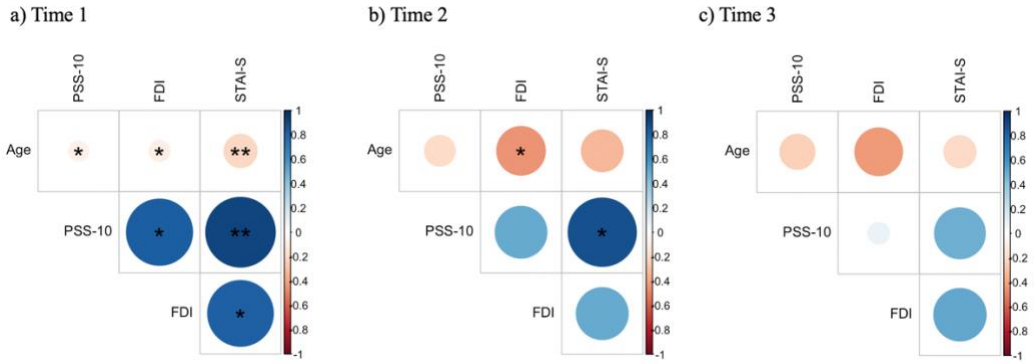

Figure 4. Pearson correlation matrix depicting relationship between age, stress, anxiety, and depression at each time point. * denotes p < .05, ** denotes p < .01, *** denotes p < .001. Darkness, color, and size of circle depict strength of correlation from r = -1 to 1.

medRxiv preprint doi: https://doi.org/10.1101/2021.09.07.21263246; this version posted September 12, 2021. The copyright holder for this preprint (which was not certified by peer review) is the author/funder, who has granted medRxiv a license to display the preprint in perpetuity.

It is made available under a CC-BY-ND 4.0 International license .

4. Discussion

Our findings highlight the increase of psychological symptoms throughout the COVID-19 pandemic based on both prevalence and incidence. Prevalence of severe stress symptoms increased from 1.9% to 28.2% in time 3 from the first community transmissions of COVID-19 (first data collection, i.e., time 1, T1) onto the continued acceleration phase (third data collection, i.e., time 3, T3). The same phenomenon occurred with depression, increasing from 0.0% % (T1) to 25.2 % (T3), and with anxiety, increasing from 10.7% (T1) to 45.6% (T3). The World Health Organization in 2017 gathered worldwide data regarding mental health and found a prevalence of 5.8% for depression and 9.3% for anxiety among Brazilians (World Health Organization, 2017). Looking at depression, our results suggest that the beginning of the COVID-19 pandemic had lower prevalence levels compared to the WHO's data. Nevertheless, both the acceleration and peak of the epidemic curve showed higher depression prevalence compared to the WHO, by a magnitude of 17.4% and 19.4%, respectively. Previous literature shows that depressive individuals during the COVID-19 pandemic tend to present melancholic, social isolation, grief and denying symptoms (Goularte et al., 2021; Huang & Zhao, 2020; Liu et al., 2020). On the other hand, regarding anxiety, time 1 of our data collection presented higher levels of prevalence by a magnitude of 1.4% when compared with those results from WHO. Furthermore, the second measurement exceeded the WHO's previous data by a magnitude of 2.4% while the third measurement exceeded the WHO's previous data by a magnitude of 36.3%

The increase of prevalence among people in quarantine is coherent with other studies. Brown et al. (2020) reviewed previous data regarding mental health during other respiratory syndrome epidemics and concluded that stress, anxiety, anger, and depression are the most common psychiatric symptoms, and they tend to be more severe during quarantine. Our results corroborate with previous findings (Brown et al., 2020; World Health Organization, 2017) and add new information regarding the time period of quarantine that people may be in greatest need of help. Symptoms of stress, depression, and anxiety increased from the start of the pandemic to the continued acceleration phase recorded at time 3. Nonetheless, depression symptoms behaved differently; it began with a smaller prevalence compared to normative data (5.8%), then rose to 23.3% at time 2 and 25.2% at time 3.

medRxiv preprint doi: https://doi.org/10.1101/2021.09.07.21263246; this version posted September 12, 2021. The copyright holder for this preprint (which was not certified by peer review) is the author/funder, who has granted medRxiv a license to display the preprint in perpetuity.

It is made available under a CC-BY-ND 4.0 International license .

Our analysis showed that gender had a significant interaction with time for anxiety, where females had higher anxiety scores than males by the third collection point (66.7±11.8 vs. 57.4±13.5). These results are consistent with Özdin and Bayrak Özdin (2020) who investigated gender-based differences in the effects of the COVID-19 pandemic on mental illness. They found that female participants showed significantly higher levels of anxiety than male participants, whereas depression did not differ between the genders. Liu et al. (2020) had similar findings in a group of young Americans. Specifically, they found that females had higher anxiety and depression throughout the COVID-19 pandemic. These findings differ slightly from ours, as we found no significant difference in depression between genders.

In this study, we found that there was a main effect of time for stress, anxiety, and depression, where the severity of each mental health condition became worse throughout time. Furthermore, all conditions increased significantly at each time interval. For example, depression at time 3 was significantly more severe than depression at time 2, which was more severe than depression at time 1; this effect was seen for anxiety and stress as well. We did not find a significant main effect of gender or fatality risk due to comorbidity on stress or depression. However, a main effect of risk was found on anxiety where individuals without a comorbidity that increased risk of fatality had lower anxiety than those who had a comorbidity. A time-by-gender interaction was also found where females had higher scores of anxiety at time 3 compared to males. Finally, a time-by-risk interaction was found where individuals with a comorbidity had anxiety scores than those without a comorbidity at time 3. The comorbidities that we asked participants can all be described as chronic illnesses, which include obesity, diabetes, high blood pressure and other cardiac and respiratory conditions (Pinto et al., 2020). We hypothesize that the reason that these individuals had anxiety scores is due to an increase in resiliency to stressful life events in this population. This hypothesis is consistent with previous literature, as Ghanei Gheshlagh et al. (2016) found that individuals with chronic illness have high resiliency scores, which increase with the disease lethality. These authors propose that high resiliency in these samples is developed adaptively, to maintain control of their own life, adapt to life changes, and remain in treatment, among others. Therefore, it is plausible that this sample of people with chronic illness/comorbidities was less anxious because of the COVID-19 pandemic as they had higher pre-existing resiliency than individuals without chronic illness.

medRxiv preprint doi: https://doi.org/10.1101/2021.09.07.21263246; this version posted September 12, 2021. The copyright holder for this preprint (which was not certified by peer review) is the author/funder, who has granted medRxiv a license to display the preprint in perpetuity.

It is made available under a CC-BY-ND 4.0 International license .

We found that severity of all mental illness conditions was positively associated with each other at time one and negatively associated with age at time 1. At time 2, the only significant association was between age and depression. Subsequently, there were no significant associations between any of the conditions with each other or age at time 3. We hypothesize that the start of the pandemic provided a highly salient event that provoked similar difficulties across the sample. This universally shared experience may have led to mental health changes that were largely associated. However, as the pandemic progressed, individuals experienced different difficulties. For example, some may have experienced the loss of multiple loved ones, others may have lost employment, some may have endured the lockdown in solitude. Therefore, it is plausible that the conditions became dissociated as individuals developed unique concerns based on their distinct circumstance throughout the pandemic. Our findings that showed negative associations between age and mental health outcomes is consistent with other literature. More specifically, Huang and Zhao (2020) reported similar results; they found that younger Chinese presented higher scores in anxiety and depression. The same phenomenon occurred in both Germany (Bäuerle et al., 2020)and the U.S.A. (Liu et al., 2020) suggesting that, in fact, youth felt more impacted by the COVID-19 pandemic, which lead to worse mental health. Loneliness, anger and hopelessness were dimensions linked to depression and anxiety among young adults in U.S.A. (Liu et al., 2020) and among Brazilians (Goularte et al., 2021). Those symptoms affect younger individuals greater; thus, one might expect to observe a decrease of mental illness scores with increasing age.

We also collected data from non-binary gender participants (*N*=9). Even though only three of these volunteers answered our questionnaire in time1 and only one answered in time 2, it was possible to calculate an average and standard deviation for them in time 3, when most of them participated (*N*=8). At time 3, the average for perceived psychological stress in non-binary individuals was 26.3±12.4 versus 31.6±28.9 among females and 28.9±6.4 among males. Depression was 65.1±29.7 versus 81.7±30.0 and 69.5±22.5 among females and males, respectively. Lastly, anxiety was 59.4±17.5 among non-binary versus 66.7±11.8 and 57.4±13.5 among females and males, respectively. Even though it is not possible to perform a trustworthy null-hypothesis test due to the low number of non-binary participants, it seems that their scores were typically higher than other genders. The matter of mental health among binary and non-binary individuals is still a debatable, although researchers agree that cisgender (those whose gender is the same as the assigned at birth) tend to show better psychological outcomes when compared to

medRxiv preprint doi: https://doi.org/10.1101/2021.09.07.21263246; this version posted September 12, 2021. The copyright holder for this preprint (which was not certified by peer review) is the author/funder, who has granted medRxiv a license to display the preprint in perpetuity.

It is made available under a CC-BY-ND 4.0 International license .

transgender binary and non-binary participants (Rimes, Goodship, Ussher, Baker, & West, 2019; Thorne et al., 2019). Nevertheless, it seems that stressful events, such as COVID-19 pandemic might be worse for those individuals. Specific studies should be conducted within this population to reach a more precise conclusion.

Our study sheds light on changes in psychological stress, depression, and anxiety throughout early course of the COVID-19 pandemic curve in 2020. Prevalence and severity increased for stress, anxiety, and depression. Our result suggests that as time progressed, stress and depression significantly increased at similar rates in both genders and risk groups. However, anxiety increased at a higher rate in females and individuals without a comorbidity that increased fatality risk. Additionally, we found a substantial decrease in the proportion of people that did not have a severe mental health condition. The present research had some limitations that are important to highlight. Limitations include the self-reported nature of the data, as participants filled out the questionnaire by filling out a 45-minute Google Form, which was used to analyze mental health outcomes. Further, participants were asked if they had an illness which increased fatality risk for COVID-19 and were given a few examples of such conditions (i.e., obesity, diabetes, high blood pressure and other cardiac and respiratory conditions). Therefore, outside of these categories given to participants, the answer to this question relies on their knowledge of comorbidities that increase fatality risk for COVID-19 and their perception to the risk. For example, an individual with Vitamin D deficiency may be unaware of their status and state that they do not have any condition that increases risk for COVID-19 lethality, even though this condition increases fatality risk for COVID-19 (World Health Organization, 2017).

medRxiv preprint doi: https://doi.org/10.1101/2021.09.07.21263246; this version posted September 12, 2021. The copyright holder for this preprint (which was not certified by peer review) is the author/funder, who has granted medRxiv a license to display the preprint in perpetuity.

It is made available under a CC-BY-ND 4.0 International license .

References

Abreu, J. M. d., Souza, R. A. d., Viana-Meireles, L. G., Landeira-Fernandez, J., & Filgueiras, A. (2020). Effects of physical activity and exercise on well-being in the context of the Covid-19 pandemic. *medRxiv*, 2020.2006.2008.20125575. doi:10.1101/2020.06.08.20125575

Altman, D., Machin, D., Bryant, T., & Gardner, M. (2000). In *Statistics with Confidence, second edition* (pp. 28-29

45-46). London: British Medical Journal.

Bäuerle, A., Teufel, M., Musche, V., Weismüller, B., Kohler, H., Hetkamp, M., . . . Skoda, E.-M. (2020). Increased generalized anxiety, depression and distress during the COVID-19 pandemic: a cross-sectional study in Germany. *Journal of Public Health, 42*(4), 672-678. doi:10.1093/pubmed/fdaa106

Brazil Ministry of Health. (2021, September 7, 2021). Painel Coronavírus. Retrieved from https://covid.saude.gov.br/

Brown, E., Gray, R., Lo Monaco, S., O'Donoghue, B., Nelson, B., Thompson, A., . . . McGorry, P. (2020). The potential impact of COVID-19 on psychosis: A rapid review of contemporary epidemic and pandemic research. *Schizophrenia Research, 222*, 79-87.

Cacciari, P., Haddad, M. C. L., & Dalmas, J. C. (2016). Worker Stress Level with Functional Rearrangement and Readaption in a Public State University. *Enfermagem, 25*(2).

Cohen, S., & Williamson, G. (1998). Perceived stress in a probability sample of the United States. In S. Spacapam & S. Oskamp (Eds.), *The social psychology of health: Claremont Symposium on applied social psychology* (pp. 31-67). Newbury Park, CA: Sage.

Filgueiras, A., Hora, G., Fioravanti-Bastos, A. C. M., Santana, C. M. T., Pires, P., Galvão, B. d. O., & Landeira-Fernandez, J. (2014). Development and psychometric properties of a novel depression measure. *Temas em Psicologia, 22*, 249-269.

Filgueiras, A., & Stults-Kolehmainen, M. (2021). Risk Factors for Potential Mental Illness Among Brazilians in Quarantine Due To COVID-19. *Psychological Reports, 0*(0), 0033294120976628. doi:10.1177/0033294120976628

Ghanei Gheshlagh, R., Sayehmiri, K., Ebadi, A., Dalvandi, A., Dalvand, S., & Nourozi Tabrizi, K. (2016). Resilience of Patients With Chronic Physical Diseases: A Systematic Review

medRxiv preprint doi: https://doi.org/10.1101/2021.09.07.21263246; this version posted September 12, 2021. The copyright holder for this preprint (which was not certified by peer review) is the author/funder, who has granted medRxiv a license to display the preprint in perpetuity.

It is made available under a CC-BY-ND 4.0 International license .

and Meta-Analysis. *Iranian Red Crescent medical journal, 18*(7), e38562-e38562. doi:10.5812/ircmj.38562

Goularte, J. F., Serafim, S. D., Colombo, R., Hogg, B., Caldieraro, M. A., & Rosa, A. R. (2021). COVID-19 and mental health in Brazil: Psychiatric symptoms in the general population. *Journal of Psychiatric Research, 132*, 32-37.

Huang, Y., & Zhao, N. (2020). Generalized anxiety disorder, depressive symptoms and sleep quality during COVID-19 outbreak in China: a web-based cross-sectional survey. *Psychiatry Research, 288*, 112954.

Islam, M. A., Barna, S. D., Raihan, H., Khan, M. N. A., & Hossain, M. T. (2020). Depression and anxiety among university students during the COVID-19 pandemic in Bangladesh: A web-based cross-sectional survey. *PLOS ONE, 15*(8), e0238162. doi:10.1371/journal.pone.0238162

Lee, S. M., Kang, W. S., Cho, A.-R., Kim, T., & Park, J. K. (2018). Psychological impact of the 2015 MERS outbreak on hospital workers and quarantined hemodialysis patients. *Comprehensive Psychiatry, 87*, 123-127.

Liu, C. H., Zhang, E., Wong, G. T. F., Hyun, S., & Hahm, H. C. (2020). Factors associated with depression, anxiety, and PTSD symptomatology during the COVID-19 pandemic: Clinical implications for U.S. young adult mental health. *Psychiatry Research, 290*, 113172.

Özdin, S., & Bayrak Özdin, Ş. (2020). Levels and predictors of anxiety, depression and health anxiety during COVID-19 pandemic in Turkish society: The importance of gender. *International Journal of Social Psychiatry, 66*(5), 504-511. doi:10.1177/0020764020927051

Pasquali, L., Pinelli Júnior, B., & Solha, A. C. (1994). Contribution to the validity and norms of a-trait scale. *Psicol. teor. pesqui, 10*(3), 411-420.

Passos, L., Prazeres, F., Teixeira, A., & Martins, C. (2020). Impact on Mental Health Due to COVID-19 Pandemic: Cross-Sectional Study in Portugal and Brazil. *International Journal of Environmental Research and Public Health, 17*(18), 6794.

Pinto, A. S., Santos Júnior, E. G. D., Rodrigues, C. A., Nunes, P. C. M., Cruz, L. A. D., Costa, M. G. R., & Rocha, M. (2020). Covid-19 growth rate analysis: application of a low-

medRxiv preprint doi: https://doi.org/10.1101/2021.09.07.21263246; this version posted September 12, 2021. The copyright holder for this preprint (which was not certified by peer review) is the author/funder, who has granted medRxiv a license to display the preprint in perpetuity.

It is made available under a CC-BY-ND 4.0 International license .

complexity tool for understanding and comparing epidemic curves. *Rev Soc Bras Med Trop, 53*, e20200331. doi:10.1590/0037-8682-0331-2020

Porta, M. (2008). *A Dictionary of Epidemiology*: Oxford University Press, USA.

Rehman, U., Shahnawaz, M. G., Khan, N. H., Kharshiing, K. D., Khursheed, M., Gupta, K., . . . Uniyal, R. (2021). Depression, Anxiety and Stress Among Indians in Times of Covid-19 Lockdown. *Community Mental Health Journal, 57*(1), 42-48. doi:10.1007/s10597-020-00664-x

Rimes, K. A., Goodship, N., Ussher, G., Baker, D., & West, E. (2019). Non-binary and binary transgender youth: Comparison of mental health, self-harm, suicidality, substance use and victimization experiences. *International Journal of Transgenderism, 20*(2-3), 230-240. doi:10.1080/15532739.2017.1370627

Rossi, R., Socci, V., Talevi, D., Mensi, S., Niolu, C., Pacitti, F., . . . Di Lorenzo, G. (2020). COVID-19 Pandemic and Lockdown Measures Impact on Mental Health Among the General Population in Italy. *Frontiers in Psychiatry, 11*(790). doi:10.3389/fpsyt.2020.00790

Spielberger, C., Gorsuch, R., Lushene, R., Vagg, P. R., & Jacobs, G. (1983). *Manual for the State-Trait Anxiety Inventory (Form Y1 – Y2)* (Vol. IV).

Thorne, N., Witcomb, G. L., Nieder, T., Nixon, E., Yip, A., & Arcelus, J. (2019). A comparison of mental health symptomatology and levels of social support in young treatment seeking transgender individuals who identify as binary and non-binary. *International Journal of Transgenderism, 20*(2-3), 241-250. doi:10.1080/15532739.2018.1452660

World Health Organization. (2017). *Depression and other common mental disorders: global health estimates*. Retrieved from Geneva: https://apps.who.int/iris/handle/10665/254610

Wu, K. K., Chan, S. K., & Ma, T. M. (2005). Posttraumatic stress, anxiety, and depression in survivors of severe acute respiratory syndrome (SARS). *Journal of Traumatic Stress, 18*(1), 39-42.

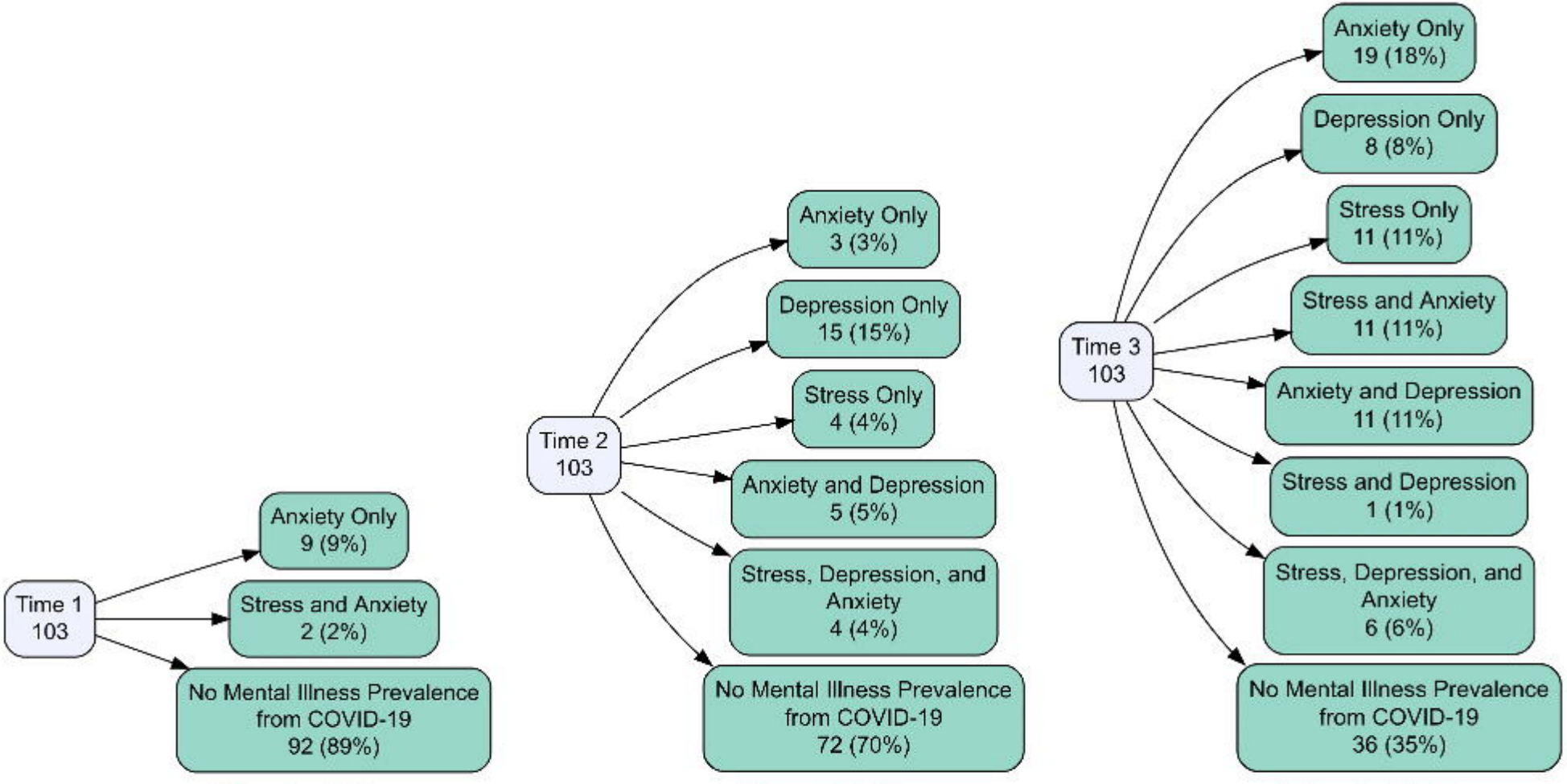

Mental Illness Prevalence

Mental Illness Prevalence

Mental Illness Prevalence

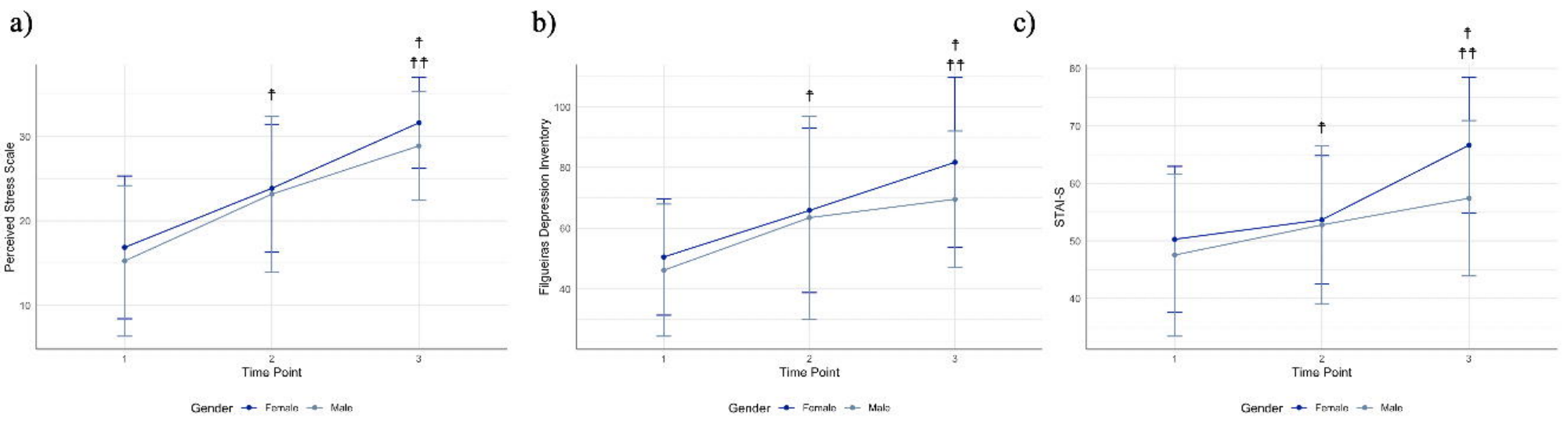
a)
Perceived Stress Scale
10
20
30
†
††
1
2
3
Time Point
Gender
Female
Male
b)
Filgueiras Depression Inventory
40
60
80
100
†
††
1
2
3
Time Point
Gender
Female
Male
c)
STAI-S
40
50
60
70
80
†
††
1
2
3
Time Point
Gender
Female
Male

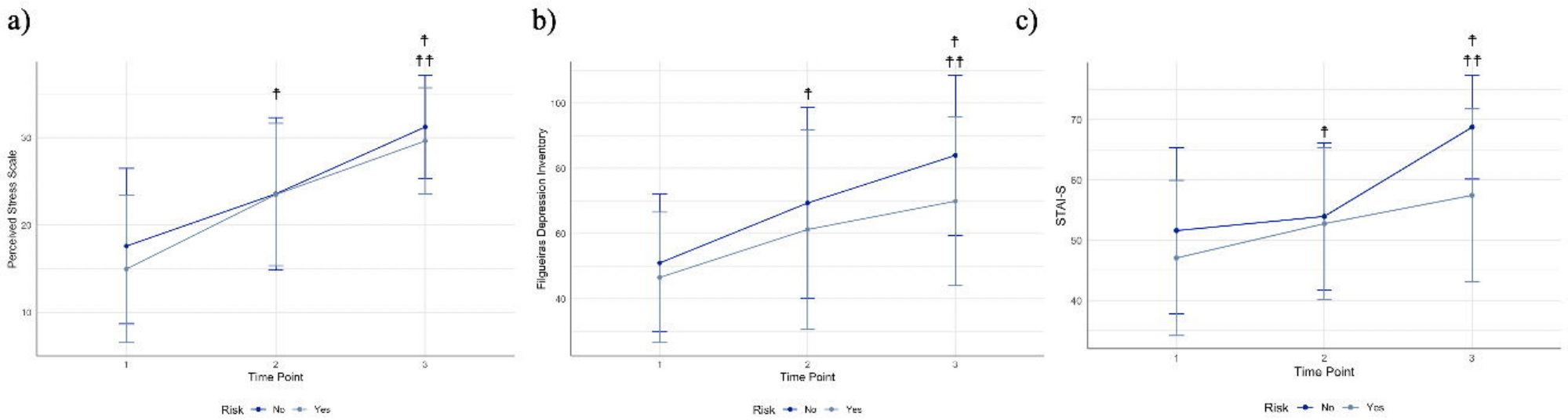
a)
Perceived Stress Scale
10
20
30
†
††
1
2
3
Time Point
Risk No Yes
b)
Figueiras Depression Inventory
40
60
80
100
†
††
1
2
3
Time Point
Risk No Yes
c)
STAI-S
40
50
60
70
†
††
1
2
3
Time Point
Risk No Yes

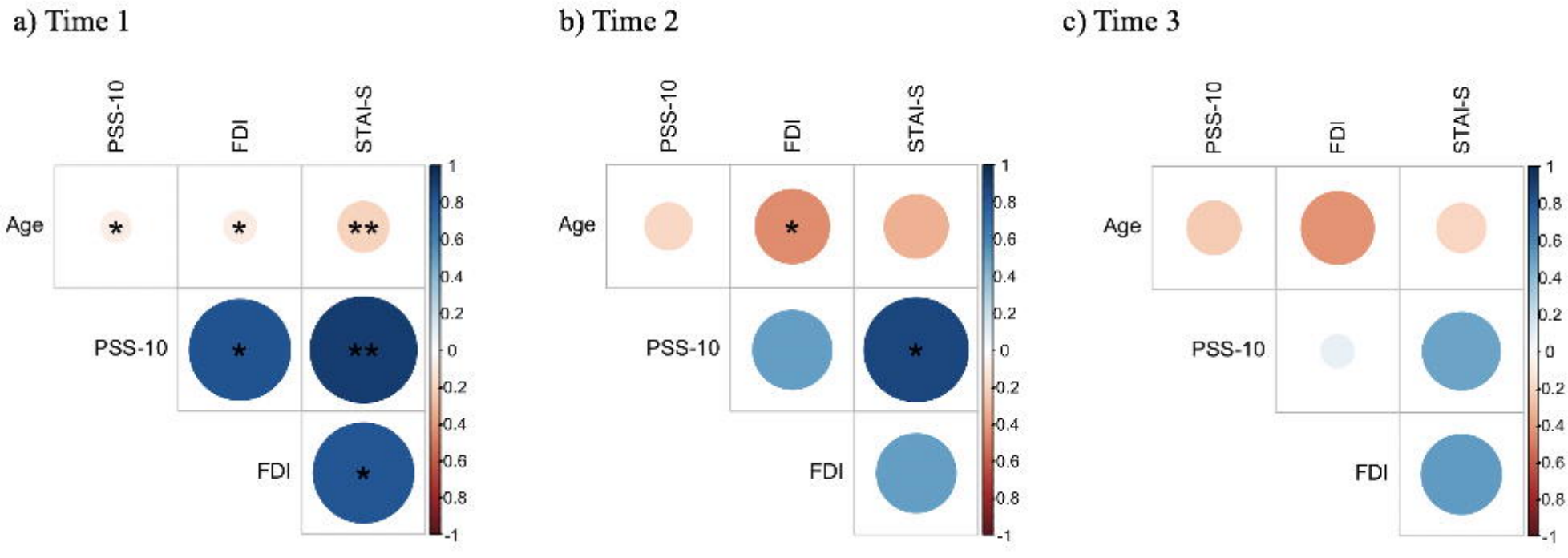
a) Time 1
PSS-10
FDI
STAI-S
Age
PSS-10
FDI
b) Time 2
PSS-10
FDI
STAI-S
Age
PSS-10
FDI
c) Time 3
PSS-10
FDI
STAI-S
Age
PSS-10
FDI
1
0.8
0.6
0.4
0.2
0
-0.2
-0.4
-0.6
-0.8
-1