

Implementation of a Web-Based Symptom Checker to Manage the Quarantine of the USS Theodore Roosevelt Crew Following a Shipboard Outbreak of SARS-CoV-2

LCDR Robert L. Fenequito, MD, US Navy¹, LCDR Daniel J. Houskamp, MD, US Navy¹, Vincent Siu, MS², Jamal T. Rorie, Ph.D.², LCDR Nikunj H. Bhatt, MD, US Navy¹, Brett Luartes³, Maya Kuang, BS³, Donald Shell, MD⁴, John Reeder, Ph.D.², Katie Rainey, Ph.D.², CDR Niels H. Olson, MD, US Navy¹

1 - US Naval Hospital Guam, 2 - Naval Information Warfare Center Pacific, 3 - Defense Digital Service, 4 - Office of Assistant Secretary of Defense, Health Affairs

Institution mailing addresses:

USNH Guam
PSC 455 Box 208
FPO AP 96540-0003

NIWC Pacific
53560 Hull Street
San Diego, CA 92152

Defense Digital Service
9019 Defense Pentagon
3A268
Washington, DC 20301

Office of Assistant Secretary of Defense, Health Affairs
7700 Arlington Boulevard
Suite 5101
Falls Church, VA 22042

Keywords: COVID-19, quarantine, USS Theodore Roosevelt, symptom checker

Conflicts of Interest: None

Funding: None

Disclaimer: The views expressed in this article are those of the authors and do not necessarily reflect the official policy or position of the Department of the Navy, Department of Defense, nor the United States Government.

Copyright Statement: I am a military service member or employee of the United States government. This work was prepared as part of my official duties. Title 17 U.S.C. 105 provides that 'copyright protection under this title is not available for any work of the United States Government.' Title 17 U.S.C. 101 defines a U.S. Government work as work prepared by a military service member or employee of the U.S. Government as part of that person's official duties.

Abstract (475 words)

Introduction: In late March 2020, the USS Theodore Roosevelt (TR), a nuclear-powered aircraft carrier, pulled into port in the US territory of Guam to assess the severity of a developing outbreak of COVID-19 aboard the ship. A small staff contingent of 60 personnel from US Naval Hospital (USNH) Guam was tasked with the medical care of 4,079 sailors who were placed in single room quarantine amongst 11 hotels across the island of Guam. With the assistance of the Defense Digital Service, the USNH Guam staff implemented a web-based symptom checker, which allowed for monitoring of developing COVID symptoms, and selective testing of symptomatic individuals.

Materials and Methods: Sailors from the TR were placed in quarantine or isolation cohorts upon debarking the ship. Sailors not positive for COVID-19 were quarantined amongst 11 hotels on Guam. Sailors positive for COVID-19 were isolated aboard Naval Base Guam (NBG). A retrospective cohort analysis and subgroup analyses were performed on symptom data obtained from sailors in quarantine. The sailors recorded their symptoms and temperature in a web-based symptom checker that assigned a symptom severity score (SSS). Sailors with a SSS >50 were evaluated by a medical provider and re-tested. Data were collected from 4 April 2020 to 1 May 2020. Sailors required two negative tests to exit quarantine and re-embark the ship. The time course, and most common cluster of symptoms associated with a positive COVID-19 PCR test were determined retrospectively after data collection.

Results: The web-based symptom checker was successful in establishing daily positive contact and symptom monitoring of susceptible individuals in quarantine. 4,079 sailors in quarantine maintained positive contact with medical staff via the symptom checker, with at least 81% of the sailors recording their symptoms on a daily basis. Individuals with high symptom scores were

quickly identified and underwent further evaluation and repeat COVID-19 testing. A cohort of 331 sailors tested positive for COVID-19 while in quarantine and recorded symptoms in the symptom checker before and after a positive COVID-19 test. In this cohort, the most frequent symptoms reported prior to a positive test were headache, anosmia, followed by cough. The symptom of anosmia was reported more frequently in sailors positive for COVID-19, compared to a cohort of matched controls. A small medical staff was able to monitor developing symptoms in a large quarantined population, while efficiently allocating resources, preserving personal protective equipment (PPE), and maintaining isolation and social distancing protocols.

Conclusions and Relevance: The application provided a tool for broad health surveillance over a large population while maintaining strict quarantine and social distancing protocols. Highly symptomatic sailors were quickly identified, triaged, and transferred to a higher level of care if indicated. The symptom checker and predictive model generated from the data can be utilized by military and civilian public health officials to triage large populations and make rapid decisions on isolation measures, resource allocation, selective testing.

Introduction

On 31 December 2019, initial cases of a pneumonia of unknown etiology were first reported to the WHO from Wuhan City, Hubei Province of China.¹ This illness was found to be caused by a novel coronavirus (SARS-CoV-2), and the disease, termed COVID-19, rapidly spread across the globe and was declared to be pandemic by the WHO on 11 March 2020.²⁻³ The first case aboard the USS Theodore Roosevelt (TR), a San Diego based nuclear-powered aircraft carrier, was reported on 22 March 2020.⁴ Seven more cases were discovered in the following days, and on 27 March 2020, the TR returned to port in Guam to assess the severity of the outbreak.⁴⁻⁵

Charged with the triage and medical care of a large quarantine population in 11 hotels, the USNH Guam staff collaborated with the Defense Digital Service (DDS) to develop and implement a progressive web-based application, Coronavirus (COVID-19) Symptom Checker, that allowed real-time reporting and analysis of the onset, progression, and severity of symptoms of the cohort in hotel quarantine. This tool allowed the TR sailors to self-report their symptoms and then assigned a SSS on a twice-daily basis. This information was used by the medical personnel from USNH Guam assigned to the hotels (Task Force Hotel, TFH) to identify sailors who needed further evaluation, medical treatment, and repeat COVID-19 testing.

Based on this data, we performed a retrospective cohort analysis that attempted to define the time course and most common symptoms associated with a positive COVID-19 PCR test. Many studies have retrospectively identified the clinical characteristics and symptomatology preceding a diagnosis of COVID-19.⁶⁻⁸ In the UK, US, and internationally there has been an outpouring of mobile phone and web-based applications that range in function from symptom self-assessment

to collection of population-level epidemiologic data.⁹⁻¹² The symptom checker can be rapidly implemented across various military, civilian and public health settings to generate predictive and actionable health surveillance data. It allows military commanders and public health officials to identify developing symptomatology, COVID-19 and non-COVID-19 related, and make rapid decisions on appropriate measures for quarantine, health surveillance, resource allocation, and testing.

Methods

Study Oversight

The study was supported by the Department of Defense (DoD) and designed by the investigators. Sailors were provided a Privacy Act Statement prior to each use of the symptom checker. The data was collected primarily under DoD's requirement for commanders to be notified of the health status of the members in their command.¹³

Data Sources

The TR began COVID-19 testing using a Research Use Only assay with an incidental shipboard laboratory capability while the ship was underway in late March 2020. Once the ship ported in Guam, large scale testing to disembark and divide the crew into quarantine and isolation cohorts was started. The laboratory testing was transitioned over a period of days from the shipboard lab, to a land-based system capable of accommodating the projected testing requirement. The result of this testing determined the movement of sailors off the ship. Initially, only sailors who tested positive were debarked from the ship and placed in isolation on NBG. In the following

days, this was transitioned to maximum debarkation of all sailors, with positive cases to isolation on NBG, and negative cases to single occupancy quarantine amongst multiple hotels on Guam.

TFH was assigned to the medical care of the hotel quarantine population. The Marine 3rd Medical Battalion, designated Task Force Medical (TFM), deployed from Okinawa to assist with the outbreak and was tasked to oversee the medical care of the positive COVID-19 sailors in isolation on NBG.

The first hotel was loaded out starting on 1 April 2020, and TFH was directed to develop a plan for triaging, evaluating, and treating quarantined sailors. Over the next two weeks, 4,079 sailors were moved to quarantine in ten additional hotels. On 2 April 2020, the Director of DDS contacted one of the authors (NHO) and offered support to USNH Guam in managing the TR outbreak. DDS had an ongoing project, mysymptoms.mil, a symptom checker tool specifically built for COVID-19, and it was proposed that this tool could assist USNH Guam in managing the quarantine population.¹⁴

The symptom checker was modified for this purpose and a version was deployed on 4 April 2020. The symptom checker was immediately utilized by TFH, in a phased deployment model across eleven hotels, with an eventual total user population of 4,079 quarantined sailors. The quarantined sailors self-reported their symptoms in the application twice daily, and a temperature screening was performed once daily by TFH. Temperature data for sailors in quarantine was logged into the application starting on day four after implementation. The sailors in isolation on NBG did not begin using the application until eight days after initial implementation.

The sailors were able to select from a list of symptoms and conditions weighted based on severity and then summed to create a SSS. DDS and the Office of Assistant Secretary of Defense, Health Affairs (OASD HA) developed the initial scoring for the symptoms and conditions, and these were subsequently changed in the application to reflect ensuing updated CDC guidelines. Table 1 lists the symptoms, conditions, corresponding weights, and likelihood scoring for each version of the application.

The symptoms and conditions were summed to create a SSS, and then graded to determine the likelihood of a positive COVID-19 diagnosis. TFH performed a follow-on history, physical exam, and obtained vital signs on sailors who had a SSS of greater than 50, or reported symptoms of chest pain, shortness of breath or conditions of persistent pain or pressure in the chest or trouble or difficulty breathing. The sailors in this category were retested for SARS-CoV-2 by PCR from nasopharyngeal swab. If positive, the sailor was moved to isolation quarters on NBG, under the control of TFM for further treatment and observation. Before re-embarking the ship, all TR sailors were required to have a 14-day asymptomatic period and two negative tests.

Results

Population

Between 4 April 2020 and 1 May 2020, 4,179 TR sailors in both isolation and quarantine used the application to record their symptoms twice daily. PCR results were available for 4,171 sailors who used the symptom checker; 796 (19.1%) users logged having at least one symptom or condition. There were 115,172 entries logged in the application over the 28-day period. 4,988

entries (4.3%) reported a positive SSS (>0). 10,652 COVID-19 PCR tests were obtained over the 28-day period, with 1,642 (15.4%) returning as a positive result.

Due to lack of standardization with early testing, some tests were identified only with the last initial and last four of the sailor's SSN or DoD ID, and as a result, could not be traced back to an individual for the purpose of this analysis. 4,079 sailors who were in quarantine used the symptom checker. For the purpose of this analysis, personnel who were not registered in the ship's official roster were excluded, reducing the quarantine population to 3,773. Regardless of the usage of the symptom checker, 1,113 sailors across quarantine and isolation tested positive. Of these sailors, 911 used the symptom checker. The symptom type and frequency aligned relative to the date of a positive test for these 911 sailors are presented in Figure 1.

The most frequent symptoms reported prior to a positive test in the cohort of 911 sailors were headache, then anosmia, followed by cough. Headache and cough were the two most frequently reported symptoms by sailors who had only negative tests, while fewer than 1% of sailors who had only negative tests reported anosmia. Sailors reported symptoms beyond day 14 of a positive test, and often beyond 30 days after a positive test. Once positive sailors were moved out of hotel quarantine, delay in continued reporting, and loss to follow-up affected the accurate recording of the type and frequency of symptoms. This was reflected in dips in symptom reporting on days 1-6 and 12-20 after a positive test, as seen in Figure 1.

The demographics of the 3,773 sailors in quarantine who used the symptom checker are represented in Table 2. Across this cohort, 537 sailors tested positive. Of those sailors, 331

recorded symptoms in the symptom checker before and after the day of their positive test, in the 28-day window. The most frequent symptoms reported prior to a positive test in this cohort were headache, then anosmia, followed by cough. There was a notable drop-off in symptom reporting in this cohort of sailors by day six after a positive test due to relocation of these sailors to isolation on NBG, and subsequent delay in continued reporting and loss to follow-up. This is reflected in Figure 2. Sailors who were negative for COVID-19 and entered hotel quarantine on the same day as a matched positive case reported the symptom of headache with a similar frequency to positive cases. There was a low frequency of anosmia among the negative matched controls, compared to the positive cohort, as demonstrated in Figure S1 provided in the supplemental materials.

Inpatient cohort

19 out of 1,113 (1.8%) TR sailors who were positive for COVID-19 from a period of 4 April 2020 and 1 May 2020 required admission to the USNH Guam inpatient wards for further monitoring and observation. A low threshold for inpatient admission was set to capture all patients demonstrating worsening clinical symptomatology and progression of disease. Any sailor who was COVID-19 positive and had abnormal vital signs, findings consolidation on chest x-ray, or abnormal laboratory studies was admitted for observation. Of these 19 sailors, nine were from hotel quarantine, and ten were from isolation on NBG. The age range of sailors was 20 to 47 years, with a mean of 30 years, median 29 years. The average length of admission was 7.5 days (median 5.5), with a minimum of two days and a maximum of 16 days. Four required ICU level care during their admission, and there was one death. For patients aged 30 or over, the average length of hospital stay was 7.4 days (median 6). The demographics of the sailors

admitted to USNH Guam is represented in Table S1 of the supplemental materials. The maximum SSS amongst the sailors who required admission was 125. Seven of the admitted sailors had a maximum SSS of 40 or greater. The symptom type and frequency aligned relative to their first positive test for the 14 sailors admitted to USNH Guam who used the symptom checker is reflected in Figure S2 in the supplemental materials.

Model development

A subset analysis was performed after standardizing all data on v1.4 scoring, for sailors who reported symptoms above a minimum score ($SSS > 9$) in the window between 4 April 2020 (the first day the symptom checker was deployed to the quarantine population) and 1 May 2020 (the first day of mass re-embarkation). One hotel was excluded from this analysis because it was populated under a different policy. The subset, which contained 141 positive sailors, was matched to 141 sailors who remained negative and reported symptoms above the same minimum score ($SSS > 9$). The symptom reports were further condensed by collecting each symptom reported by an individual in the specified window into a single entry, thus each example row corresponds to an individual and which symptoms they reported during the window along with their ultimate test result. The set of 282 sailors was split into 80%/20% sets to be used to train and test a random forest classifier to predict whether each sailor tested positive. The results of the unoptimized classifier¹⁵ are reported in Table S2 of the supplemental materials.

Discussion

Similar to many other healthcare facilities around the world, in early March 2020, USNH Guam was attempting to develop triage, treatment, logistics, and disposition protocols for the

management of large volumes of patients exposed to COVID-19. With the arrival of the USS Theodore Roosevelt on 27 March 2020, USNH Guam was faced with an overwhelming task of managing an outbreak among 4,778 sailors while maintaining normal hospital operations. The development of the symptom checker by the DDS allowed the USNH Guam staff to closely monitor the clinical symptomatology of sailors in single occupancy quarantine, and allowed selective identification and retesting of highly symptomatic individuals.

Among the 911 patients from the TR who were positive for COVID-19 and used the symptom checker, the three most commonly reported symptoms that preceded a positive COVID-19 test were headache, anosmia, and cough. Among 331 sailors who tested positive while in quarantine and recorded symptoms in the checker before and after a positive test, the most frequent symptoms reported prior to a positive test were headache, followed by anosmia and cough. Of the sailors who tested positive in this cohort of 331, 65.6% reported a SSS of 0 in the symptom checker. The asymptomatic rate across all 911 sailors who tested positive was 62.7%, suggesting a higher rate of asymptomatic carriage compared to the general population.¹⁶ Symptoms in positive sailors persisted beyond 14 days, and in some cases, beyond 30 days.

Comparing the 331 positive cases matched to negative cases that entered quarantine on the same day, the symptom of headache occurred with roughly double the frequency in the matched controls, suggesting that this symptom is somewhat specific for COVID-19. The symptom of anosmia was reported more frequently in sailors positive for COVID-19, suggesting it is a more specific symptom for the disease, similar to findings published by the COPE Consortium.¹⁰⁻¹¹

These findings may assist clinicians in focusing in on relevant symptomatology in patients presenting with non-specific flu-like symptoms.

Of the 1,113 sailors who were positive for COVID-19, 19 sailors (2%) required admission, which was less than US hospitalization rates reported by the CDC for a similar age demographic during the same time period.¹⁷ Patients under the age of 30 tended to have similar length hospital stays to patients over 30 years old, on average, 7.5 days, versus 7.4 days for patients over 30 years old. Patients over the age of 30 had higher rates of ICU admission (25%) than those less than 30 years old (18%). Both patients over the age of 40 required ICU-level care during their hospital stay. In the initial history for patients admitted to the hospital, the three most common reported symptoms on admission interviews were shortness of breath, cough, and fever. Anosmia and dysgeusia were reported in only two patients' admission histories. The three most common symptoms reported on the symptom checker among the admitted sailors were body aches, headache, and cough. Only one of the admitted sailors reported anosmia on the symptom checker.

The use of the web-based symptom checker allowed monitoring and evaluation of symptom scores in real-time and allowed TFH to quickly allocate limited medical resources to floors of hotels, where sailors required care, repeat COVID-19 testing or, if indicated, transfer to a higher level of care. By selectively choosing to evaluate sailors with high symptom scores, TFH was able to limit their exposure, preserve PPE, maintain social distancing protocols, and maintain a single-occupancy quarantine model in each hotel.

The management of the USS Theodore Roosevelt COVID-19 outbreak demonstrated a successful initial use case of the DDS symptom checker, and the application is currently being deployed in ongoing military health operations. The web application, accessible through mobile devices, can be rapidly implemented. The application was tested, piloted, and fully deployed in four days to an eventual population of 4,179 sailors. The application also allows for the strategic deployment of medical staff, resources, and testing capabilities to allow small medical contingents to deliver efficient care to exponentially larger populations. The symptom checker provides real-time health surveillance of large cohorts, allowing military commanders and, potentially, civilian public health officials to quickly analyze symptom trends, provide focused testing, and identify potential outbreak hotspots to limit further disease spread.

Limitations

We did identify some limitations in the use of the web-based symptom checker. In the early months of the pandemic, there was limited understanding of COVID-19 regarding typical symptomatology and progression of the disease. As a result, symptoms and score weights were chosen and revised as COVID-19 guidelines were updated. In the setting of the application, the model may be a useful revision to the current expert-designed scoring system; however, clinical assessment may at times differ from the model's prediction, as the model's prediction may not align with any particular sailor's symptoms in a clinical setting. Although the rates of hospitalization amongst the TR sailors (~2%) are lower than that of the US population, the TR population's demographics do not reflect the general population. The majority of the TR sailors were young, healthy, 18 to 25-year-olds without comorbidities. Additionally, the progression of symptoms through the full course of the disease was not able to be accurately described, due to

the aggregate effect of loss to follow up, delayed onset of reporting, and lack of continued compliance with the application due to poor wireless connectivity once positive sailors were transported to isolation on NBG.

Conclusion

After completing the remainder of her deployment, the USS Theodore Roosevelt returned to its homeport of San Diego on 9 July 2020, without further SARS-CoV-2 outbreaks.¹⁸ This initial use case demonstrates that a web-based symptom checker can be rapidly and effectively implemented on a remote, resource limited island, 6,000 miles from the continental US. We believe it can provide military commanders, public health officials, and local and state governments real-time access to predictive and actionable health surveillance data to quickly identify developing symptomatology, COVID-19 and non-COVID-19 related, which will assist in making rapid decisions on quarantine measures, resource allocation, and testing.

Acknowledgements: The authors wish to thank Captain Maria A. Young, RN, Captain Christopher Jack, RN, Lieutenant Kyu Choi, DDS, the Physicians, Dentists, Nurses, and Corpsmen of Task Force Hotel and the staff of US Naval Hospital Guam; Brett Goldstein, Stuart Casarotto, Patrick Dufour, Marie Thacker, Jeff Hackshaw, Elliott Wilkes, and the staff of Defense Digital Service; Colonel William O'Connell, MD, US Army, Jangwoo Lee, PhD, US Army, and the laboratory staff of Brian Allgood Army Community Hospital; Charles Yetman, Chris Mayfield, and the mathematicians, scientists, and engineers of Naval Information Warfare Command; Elaine E. Thompson of Henry M. Jackson Foundation for Military Medicine; Alan Nordholm, PhD, of Uniformed Services University; Rear Admiral John Menoni, US Navy, and the staff of Joint Region Marianas, Vice Admiral William R. Merz, US Navy, Captain Chris Sears, MD, US Navy, and the staff of the US Seventh Fleet; Admiral John C. Aquilino, Captain Michael McGinnis, MD, US Navy, and the staff of the US Pacific Fleet; Rear Admiral Louis Tripoli, MD, US Navy, US Indo-Pacific Command, Rear Admiral (retired) William Roberts, MD, and the members of the Indo-Pacific Research Alliance for Military Medicine; the people of Guam; and most especially, the crew of the USS Theodore Roosevelt, qui plantavit curabit.

References

1. Pneumonia of unknown cause – China. <https://www.who.int/csr/don/05-january-2020-pneumonia-of-unknown-cause-china/en/>. Published January 30, 2020. Accessed July 21, 2020.
2. Novel Coronavirus – China. World Health Organization. <https://www.who.int/csr/don/12-january-2020-novel-coronavirus-china/en/>. Published January 13, 2020. Accessed July 21, 2020.
3. WHO Director-General's opening remarks at the media briefing on COVID-19 - 11 March 2020. World Health Organization. <https://www.who.int/dg/speeches/detail/who-director-general-s-opening-remarks-at-the-media-briefing-on-COVID-19---11-march-2020>. Accessed July 21, 2020.
4. Gilday, MM. Command Investigation Concerning Chain of Command Actions With Regard to COVID-19 Aboard the USS Theodore Roosevelt. US Navy. Published 19 Jun 2020. [https://www.secnav.navy.mil/foia/readingroom/HotTopics/TR%20INVESTIGATION/TR%20CI%20Report%20with%20CNO%20Endorsement%20\(Redacted%20for%20release\).pdf](https://www.secnav.navy.mil/foia/readingroom/HotTopics/TR%20INVESTIGATION/TR%20CI%20Report%20with%20CNO%20Endorsement%20(Redacted%20for%20release).pdf)
5. Timeline: Theodore Roosevelt COVID-19 Outbreak Investigation. USNI News. <http://news.usni.org/2020/06/23/timeline-theodore-roosevelt-COVID-19-outbreak-investigation>. Published June 23, 2020. Accessed July 21, 2020.
6. Chen N, Zhou M, Dong X, et al. Epidemiological and clinical characteristics of 99 cases of 2019 novel coronavirus pneumonia in Wuhan, China: a descriptive study. *The Lancet*. 2020;395(10223):507-513. doi:10.1016/s0140-6736(20)30211-7.
7. Huang C, Wang Y, Li X, et al. Clinical features of patients infected with 2019 novel coronavirus in Wuhan, China. *The Lancet*. 2020; 395(10223):497-506. doi: 10.1016/S0140-6736(20)30183-5
8. Guan W-J, Ni Z-Y, Hu Y, et al. Clinical Characteristics of Coronavirus Disease 2019 in China. *New England Journal of Medicine*. 2020;382(18):1708-1720. doi:10.1056/nejmoa2002032.
9. mHealth Solutions For Managing the COVID-19 Outbreak. mHealth Hub. <http://mhealth-hub.org/mhealth-solutions-against-COVID-19>. Accessed July 21, 2020.
10. Drew DA, Nguyen LH, Steves CJ, et al. Rapid implementation of mobile technology for real-time epidemiology of COVID-19. *Science*. 2020;368(6497):1362-1367. doi:10.1126/science.abc0473.
11. Menni C, Valdes AM, Freidin MB, et al. Real-time tracking of self-reported symptoms to predict potential COVID-19. *Nature Medicine*. 2020;26(7):1037-1040. doi:10.1038/s41591-020-0916-2.
12. ArcGIS Hub. <http://www.coronavirus-disasterresponse.hub.arcgis.com/>. Accessed July 21, 2020.
13. Standard Organization and Regulations of the US Navy. (OPNAV INSTRUCTION 3120.32D CH-1)
14. Casarotto S, Dufour P, Thacker M, et al. U.S. Department of Defense Coronavirus (COVID-19) Symptom Checker. <https://guam.dds.mil/>. Accessed July 21, 2020.
15. Pedregosa et al., Scikit-learn: Machine Learning in Python, JMLR 12, pp. 2825-2830, 2011.
16. Oran DP, Topol EJ. Prevalence of Asymptomatic SARS-CoV-2 Infection. *Annals of Internal Medicine*. 2020. doi:10.7326/m20-3012.
17. COVID-19View: A Weekly Surveillance Summary of U.S. COVID-19 Activity. Centers for Disease Control and Prevention. <https://www.cdc.gov/coronavirus/2019-ncov/COVID-19-data/COVID-19view/index.html>. Published July 17, 2020. Accessed July 21, 2020.

18. Lopez-Villafaña A. The USS Theodore Roosevelt returns to San Diego months after COVID-19 outbreak, leadership turmoil. San Diego Union Tribune. <https://www.sandiegouniontribune.com/news/military/story/2020-07-09/uss-theodore-roosevelt-return-to-san-diego-after-covid-19-outbreak-leadership-turmoil>. Published July 9, 2020. Accessed July 23, 2020

Version 1 (4/3/2020)	v1.1 diff (4/7/2020)	v1.2 diff (4/8/2020)	v1.3 diff (4/28/2020)	v1.4 diff (5/1/2020)
Initial symptom weights	Symptom weights changes	Symptom weights changes	Symptom weights changes	Symptom weights changes
Fever +20	No change		No change	Fever +10
Cough +20				
Shortness of breath +20				
Chest pain +20				remove: Chest pain
Diarrhea +20				Diarrhea +5
Body aches +15		Body aches +20		Body aches +10
Headache +10		Headache +20		
Sore throat +10		Sore throat +20		
Fatigue +15				Fatigue +5
Itchy, red or pink eyes +10				Itchy, red or pink eyes +5
Altered smell/taste +5				Altered smell/taste +10
Vomiting +20				Vomiting +5
Dizziness or lightheadedness +10				Dizziness or lightheadedness +5
			Chills or repeated shaking with chills +5	Chills or repeated shaking with chills +10
Initial condition weights	Condition weight changes	Condition weight changes	Condition weight changes	Condition weight changes
Confusion or trouble staying awake +20				New confusion or inability to arouse +40
Difficulty breathing +20	No change	No change		Trouble or difficulty breathing +40
Worsening fever or cough +20			Added:	Persistent pain or pressure in the chest +40
			Bluish lips or face +20	Bluish lips or face +40
			Inability to arouse +20	Remove: Inability to arouse +20
Likelihood Scoring	Likelihood Scoring	Likelihood Scoring	Likelihood Scoring	Likelihood Scoring
Very Low: 0-9		No change	No change	No change
Low: 10-29	Low: 10-19			
Medium: 30-49	Medium: 20-39			
High: 50-79	High: 40-69			
Very High: 80+	Very High: 70+			

Table 1: Symptoms, conditions, weights, and likelihood scoring for each version of the application

	Full Population (28 day window)		Quarantine Population		331 Positives in Quarantine, and Matched Negatives	
	All	Tested Positive	All	Tested Positive	All	Tested Positive
Number	4179	911	3773	537	661	331
Sex						
Male	3263 (78.23%)	740(81.23%)	2913(77.21%)	409(76.16%)	514(77.76%)	256(77.34%)
Female	908 (21.77%)	171(18.77%)	860(22.79%)	128(23.84%)	147(22.24%)	75(22.66%)
Age (years)						
Mean (SD)	27.39 (6.70)	27.40(6.70)	27.38(6.69)	27.44(6.70)	28.05(6.87)	27.95(6.91)
Range	18 - 59	18 - 49	18 - 59	18 - 49	18 - 52	18 - 49
18-19	198(4.75%)	49(5.38%)	175(4.64%)	27(5.03%)	27(4.08%)	13(3.93%)
20-29	2636(63.20%)	566(62.13%)	2389(63.32%)	332(61.82%)	396(59.91%)	203(61.33%)
30-39	1090(26.13%)	241(26.45%)	987(26.16%)	147(27.37%)	190(28.74%)	91(27.49%)
40-49	233(5.59%)	55(6.04%)	209(5.54%)	31(5.77%)	47(7.11%)	24(7.25%)
50-59	14(0.34%)	0(0.00%)	13(0.34%)	0(0.00%)	1(0.15%)	0(0.00%)
Max SSS						
Mean (SD)	4.52(13.55)	10.05(20.37)	3.70(11.43)	8.21(15.66)	6.11(13.89)	8.38(15.54)
> 0	796(19.08%)	340(37.32%)	630(16.70%)	178(33.15%)	171(25.87%)	114(34.44%)
> 50	65(1.56%)	37(4.06%)	40(1.06%)	13(2.42%)	11(1.66%)	7(2.11%)
Symptoms						
Loss Of Smell/Taste	185(4.44%)	162(17.78%)	84(2.23%)	61(11.36%)	47(7.11%)	42(12.69%)
Cough	238(5.71%)	114(12.51%)	181(4.80%)	60(11.17%)	58(8.77%)	41(12.39%)
Headache	438(10.50%)	172(18.88%)	375(9.94%)	110(20.48%)	98(14.83%)	66(19.94%)
Fever	23(0.55%)	17(1.87%)	21(0.56%)	15(2.79%)	11(1.66%)	10(3.02%)
Body Aches	138(3.31%)	71(7.79%)	109(2.89%)	43(8.01%)	36(5.45%)	29(8.76%)
Diarrhea	91(2.18%)	36(3.95%)	77(2.04%)	22(4.10%)	24(3.63%)	13(3.93%)
Sore Throat	155(3.72%)	67(7.35%)	124(3.29%)	36(6.70%)	38(5.75%)	24(7.25%)
Dizziness	76(1.82%)	32(3.51%)	61(1.62%)	18(3.35%)	14(2.12%)	9(2.72%)
Fatigue	100(2.40%)	60(6.59%)	73(1.93%)	33(6.15%)	22(3.33%)	18(5.44%)
Chest Pain	63(1.51%)	28(3.07%)	50(1.33%)	15(2.79%)	13(1.97%)	9(2.72%)
Shortness of Breath	56(1.34%)	30(3.29%)	38(1.01%)	12(2.23%)	7(1.06%)	4(1.21%)

Difficulty Breathing	33(0.79%)	14(1.54%)	20(0.53%)	1(0.19%)	4(0.61%)	1(0.30%)
Itchy Red Or Pink Eyes	46(1.10%)	14(1.54%)	40(1.06%)	8(1.49%)	5(0.76%)	3(0.91%)
Vomiting	19(0.46%)	5(0.55%)	19(0.50%)	5(0.93%)	6(0.91%)	3(0.91%)
Chills Or Repeated Shaking With Chills	19(0.46%)	1(0.11%)	19(0.50%)	1(0.19%)	4(0.61%)	1(0.30%)
Confusion	11(0.26%)	5(0.55%)	6(0.16%)	1(0.19%)	0(0.00%)	0(0.00%)
Bluish Lips Or Face	0(0.00%)	0(0.00%)	0(0.00%)	0(0.00%)	0(0.00%)	0(0.00%)

Table 2: Demographics of the 4,171 sailors in who reported symptoms and 3781 as quarantine.

Age, years	
Mean (SD)	30.5 (3.4)
Range	20-47
20-29	11(57.9%)
30-39	6(31.6%)
40-49	2(10.5%)
Sex	
Male	13
Female	6
Intensive Care Unit Admissions	
Total	4(21.0%)
20-29	2 (50%)
30-39	0
40-49	2(50%)
Clinical Outcome	
Discharged	18(94.7%)
Died	1(5.3%)
Symptoms and Conditions on Admission	
	On admission interview / reported in application
Cough	14 (73.7%) / 5 (26.3%)
Fever	8 (42.1%) / 3 (15.8%)
Shortness of Breath	15 (78.9%) / 3 (15.6%)
Anosmia	1 (5.3%) / 1 (5.3%)
Dysgeusia	1 (5.3%) / 0 (0%)
Chest Pain	5 (26.3%) / 2 (10.5%)
Headache	5 (26.3%) / 7 (36.8%)
Nausea	4 (21.1%) / 0 (0%)
Diarrhea	4 (21.1%) / 2 (10.5%)
Vomiting	4 (21.1%) / 1 (5.3%)
Abdominal Pain	3 (15.8%) / 0 (0%)
Body Aches	5 (26.3%) / 7 (36.8%)
Altered Mental Status	1 (5.3%) / 0 (0%)
Sore Throat	2 (10.5%) / 1 (5.3%)
Chest X-ray and/or CT Findings	

Unilateral Pneumonia	5(26.3%)
Bilateral Pneumonia	3 (15.8%)
Multilobar Pneumonia	3 (15.8%)
Desaturation on 6-Minute Walk Test	10 (52.6%)

Table 3: Demographics of sailors admitted to USNH Guam

4A	Sensitivity	Specificity	F1 score	Support
Sailor will remain negative	0.71	0.79	0.75	31
Sailor will test positive	0.77	0.69	0.73	26
Accuracy			0.74	57
Macro average	0.74	0.74	0.74	57
Weighted average	0.74	0.74	0.74	57

4B	Relative Importance
Loss Of Smell/Taste	0.209
Cough	0.095
Headache	0.087
Fever	0.084
Body Aches	0.071
Diarrhea	0.067
Sore Throat	0.067
Dizziness	0.064
Fatigue	0.053
Chest Pain	0.052
Shortness Of Breath	0.043
Itchy Red Or Pink Eyes	0.034
Difficulty Breathing	0.030
Vomiting	0.022
Chills Or Repeated Shaking With Chills	0.019
Confusion	0.003
Bluish Lips Or Face	0.000

Table 4. 4A: Performance metrics for the decision tree selected from a random forest. 4B: relative importance of each parameter in the model.

Symptom Count Relative to First Positive Test

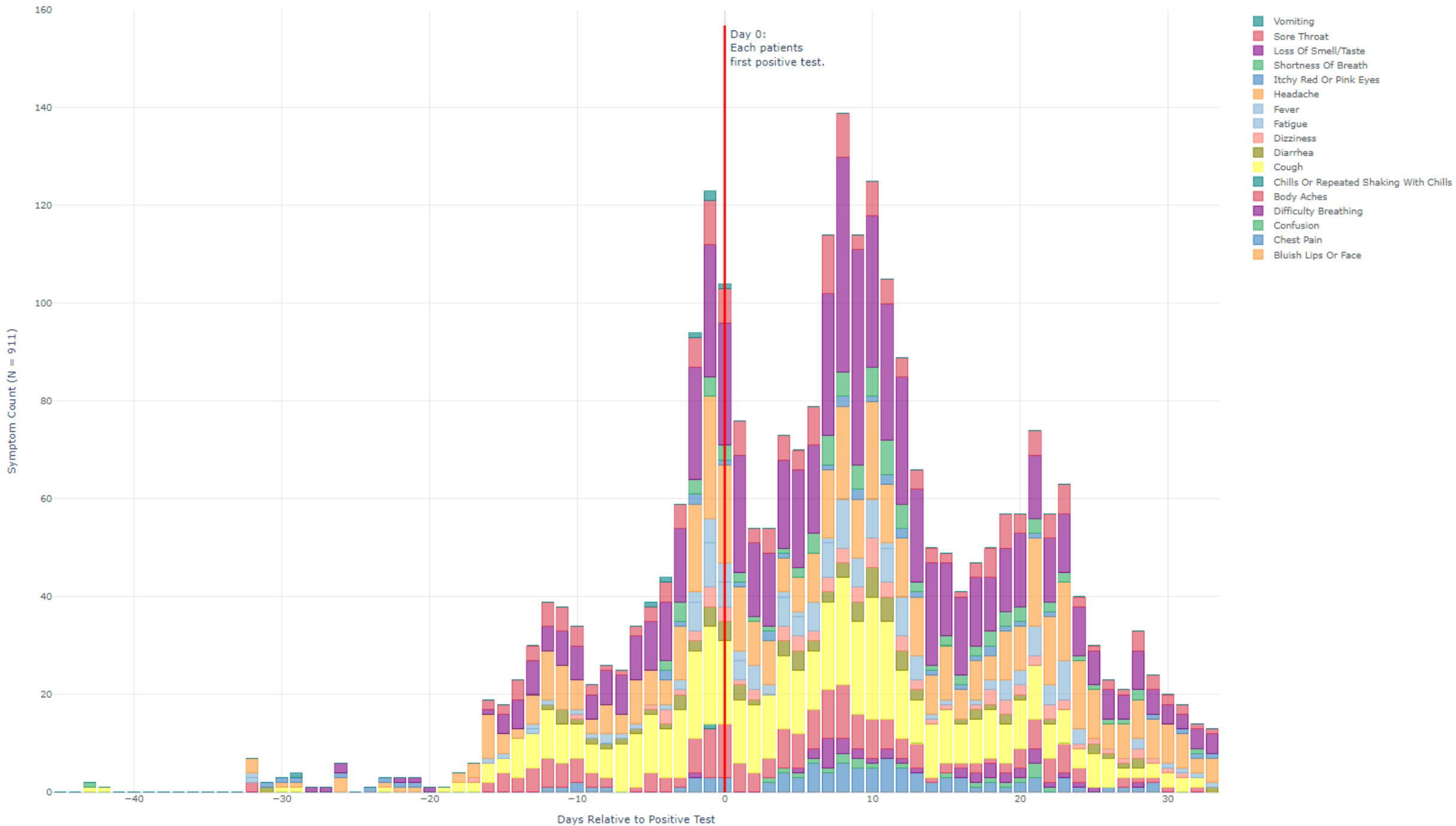


Figure 1: Symptom Type and Frequency Relative to First Positive Test for Cohort of 911 Positive Sailors

Symptom Count Relative to First Positive Test

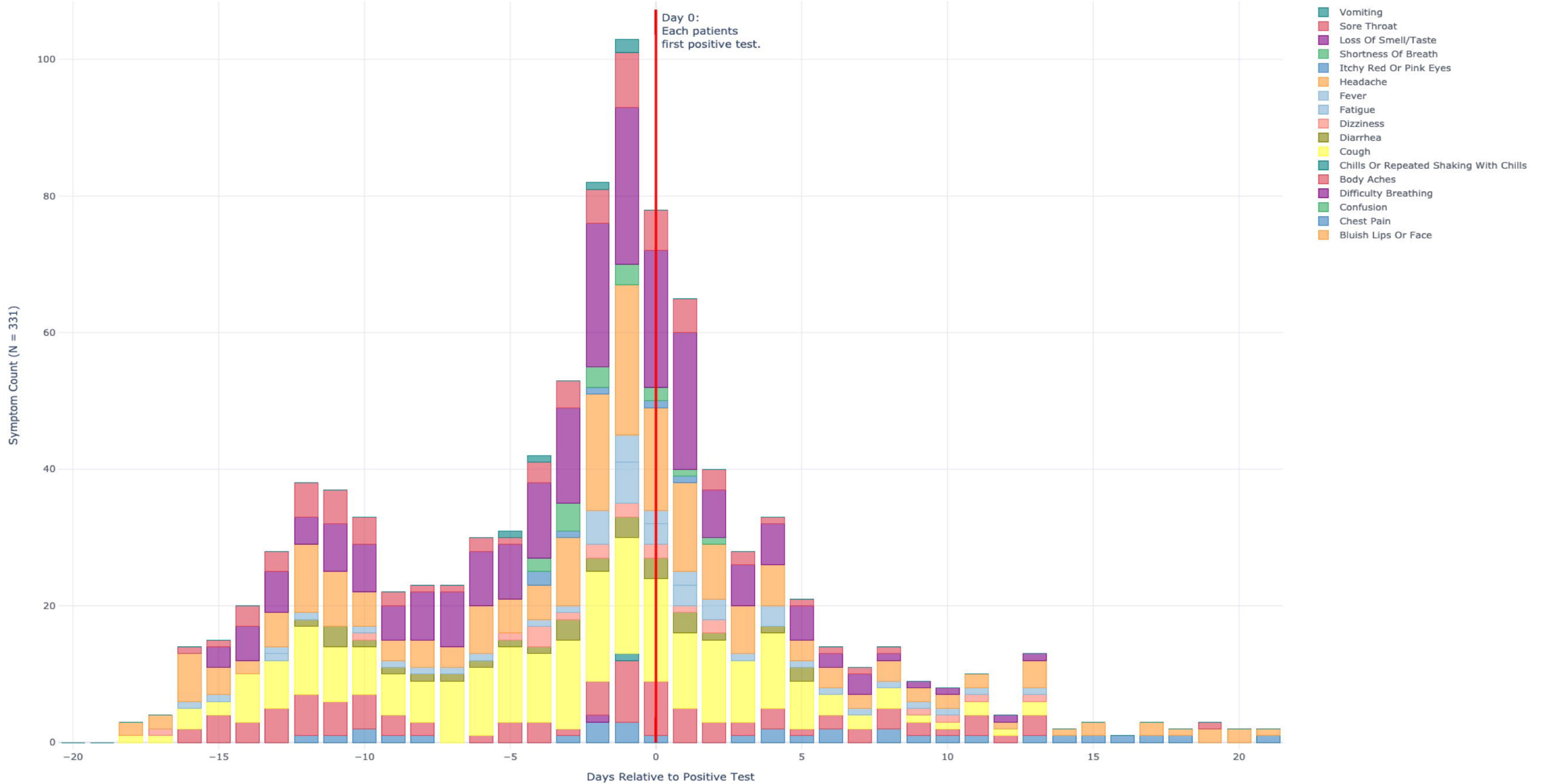


Figure 2: Symptom Type and Frequency Relative to First Positive Test for Cohort of 331 Positive Sailors in Hotel Quarantine

Reported Symptom Count by Days since Quarantine

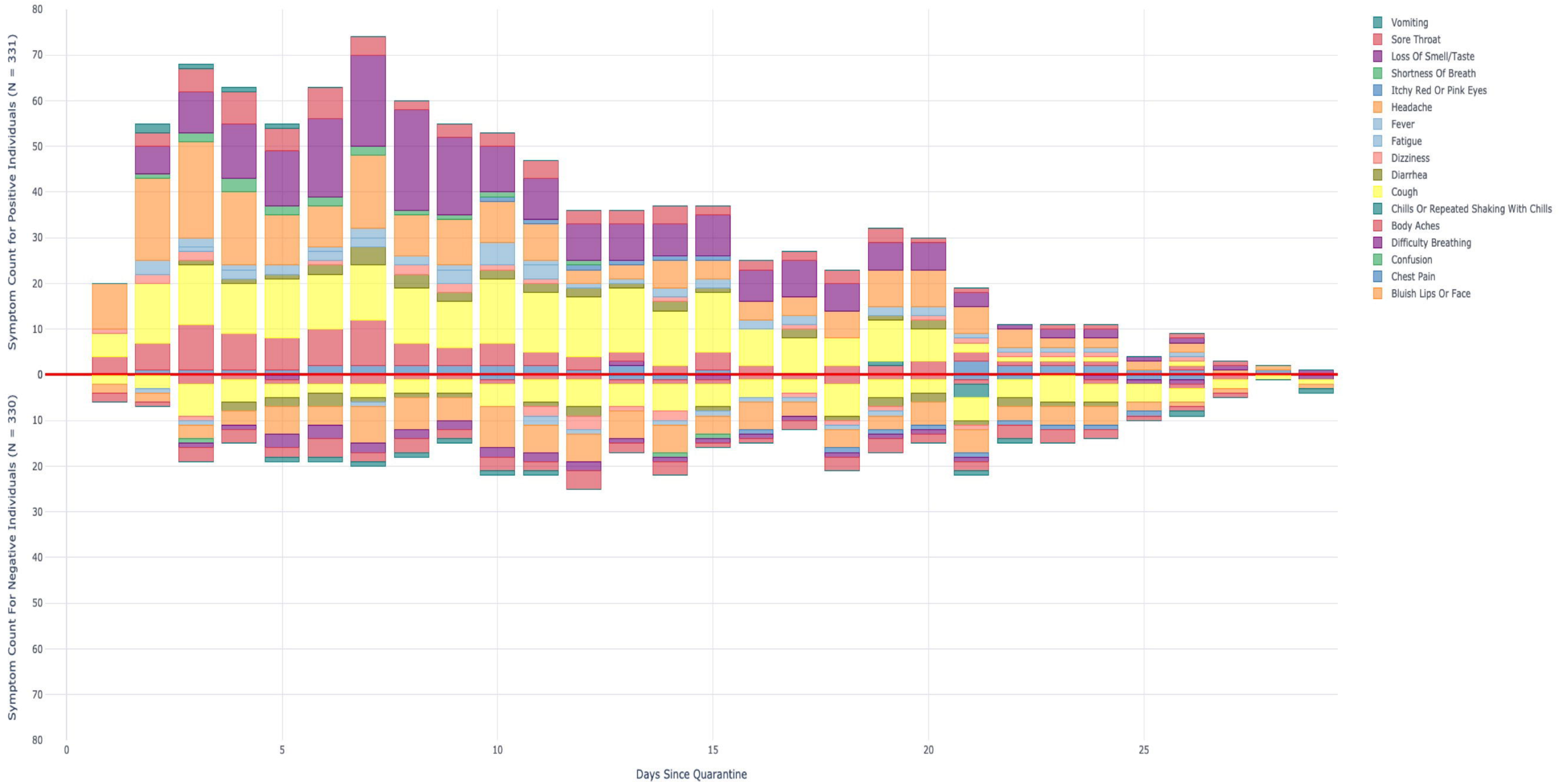


Figure 3: Symptom Type and Frequency of 331 Positive Sailors in Hotel Quarantine, with Negative Controls Matched by Date of Entry into the Same Hotel.

Symptom Count Relative to First Positive Test

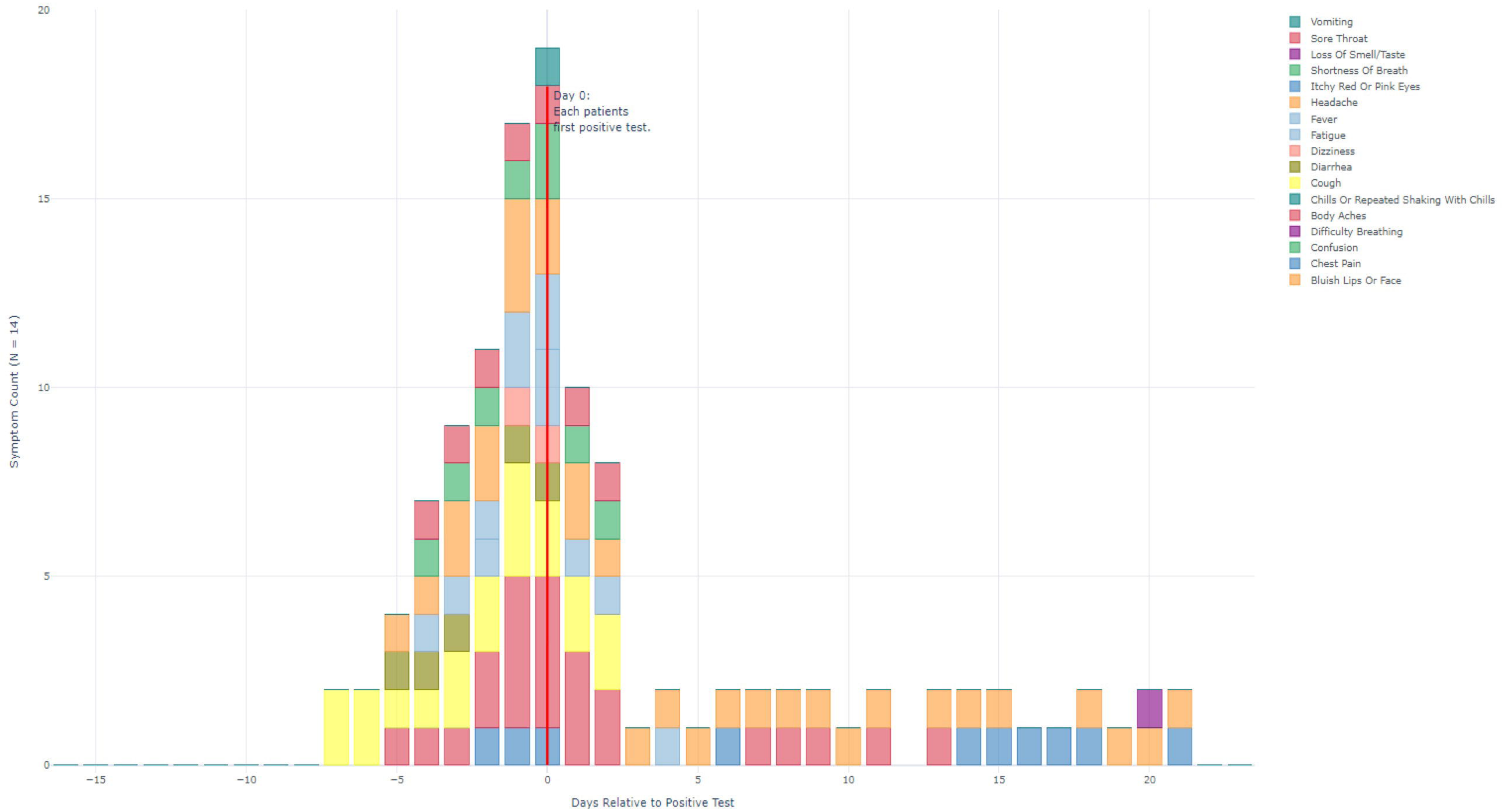


Figure 4: Symptom Type and Frequency of Relative to First Positive Test for Cohort of 14 Positive Sailors that Used the Symptom Checker and were Admitted to USNH Guam