

1 **Necessity of COVID-19 Vaccination in Previously Infected**

2 **Individuals: A Retrospective Cohort Study**

3

4 Nabin K. Shrestha,<sup>1\*</sup> Patrick C. Burke,<sup>2</sup> Amy S. Nowacki,<sup>3</sup> Paul Terpeluk,<sup>4</sup> Steven M. Gordon<sup>1</sup>

5

6 *Departments of*<sup>1</sup>*Infectious Diseases,*<sup>2</sup>*Infection Prevention,*<sup>3</sup>*Quantitative Health Sciences, and*

7 *<sup>4</sup>Occupational Health, Cleveland Clinic, Cleveland, Ohio, USA*

8

9 Running title: COVID-19 vaccination if already infected

10

11 \*Corresponding author:

12 Nabin K. Shrestha, MD

13 9500 Euclid Avenue / G-21

14 Cleveland, OH 44195

15 Phone: +1-216-636-1873 / Fax: +1-216-445-9446 / Email: [shrestn@ccf.org](mailto:shrestn@ccf.org)

16

17 **Abstract**

18 **Background:** There are good reasons to expect natural infection to provide protection against  
19 future infection with SARS-CoV-2. The purpose of this study was to evaluate the necessity of COVID-  
20 19 vaccination in persons previously infected with SARS-CoV-2.

21 **Methods:** Employees of the Cleveland Clinic Health System working in Ohio on Dec 16, 2020, the  
22 day COVID-19 vaccination was started, were included. Any subject who tested positive for SARS-  
23 CoV-2 at least 42 days earlier was considered previously infected. One was considered vaccinated  
24 14 days after receipt of the second dose of a SARS-CoV-2 mRNA vaccine. The cumulative incidence  
25 of SARS-CoV-2 infection over the next four months, among previously infected subjects who  
26 received the vaccine, was compared with those of previously infected subjects who remained  
27 unvaccinated, previously uninfected subjects who received the vaccine, and previously uninfected  
28 subjects who remained unvaccinated.

29 **Results:** Among the 52238 included employees, 1220 (47%) of 2579 previously infected subjects  
30 received the vaccine, compared with 29461 (59%) of 49659 not previously infected. The  
31 cumulative incidence of SARS-CoV-2 infection did not differ among previously infected  
32 unvaccinated subjects, previously infected subjects who were vaccinated, and previously  
33 uninfected subjects who were vaccinated, and was much lower than that of previously uninfected  
34 subjects who remained unvaccinated. Not one of the 1359 previously infected subjects who  
35 remained unvaccinated had a SARS-CoV-2 infection over the duration of the study.

36 **Conclusion:** Individuals who have had SARS-CoV-2 infection are unlikely to benefit from COVID-19  
37 vaccination, and vaccines can be safely prioritized to those who have not been infected before.

38

## 39 Introduction

40 The two FDA-approved (BNT162b2 mRNA [Pfizer-BioNTech] and mRNA-1273 [Moderna])  
41 mRNA vaccines have been shown to be very efficacious in protecting against Severe Acute  
42 Respiratory Syndrome (SARS) – associated Coronavirus-2 (SARS-CoV-2) infection [1,2]. The  
43 effectiveness of the Pfizer-BioNTech vaccine in a real-world setting has also been shown to be  
44 comparable to the efficacy demonstrated in clinical trials [3,4]. Given these, there has been an  
45 understandable desire to vaccinate as many people as possible.

46 The ability to vaccinate a large part of the population is limited by the supply of vaccine. As  
47 of March 21, 2021, 78% of 447 million doses of the coronavirus disease 2019 (COVID-19) vaccines  
48 that had been deployed had gone to only ten countries [5]. The COVAX initiative was borne out of  
49 the recognition that equitable distribution of vaccines worldwide was essential for effective control  
50 of the COVID-19 pandemic. However, the reality is that there is great disparity in the availability of  
51 vaccines across countries. Countries with limited supplies of vaccine have to prioritize how their  
52 supply of vaccines will be allocated within their populations. Criteria used for such prioritization  
53 have included profession, age, and comorbid conditions. Data that inform prioritization criteria  
54 with help maximize the benefits of whatever vaccine is available.

55 Observational studies have found very low rates of reinfection among individuals with prior  
56 SARS-CoV-2 infection [6–8]. This brings up the question about whether it is necessary to vaccinate  
57 previously infected individuals. These studies notwithstanding, there remains a theoretical  
58 possibility that the vaccine may still provide some benefit in previously infected persons. A prior  
59 large observational study concluded that immunity from natural infection cannot be relied on to  
60 provide adequate protection and advocated for vaccination of previously infected individuals [9].  
61 The CDC website recommends that persons previously infected with SARS-CoV-2 still get the  
62 vaccine [10]. Despite these recommendations, credible reports of previously infected persons  
63 getting COVID-19 are rare. The rationale often provided for getting the COVID-19 vaccine is that it is

64 safer to get vaccinated than to get the disease. This is certainly true, but it is not an explanation for  
65 why people who have already had the disease need to be vaccinated. A strong case for vaccinating  
66 previously infected persons can be made if it can be shown that previously infected persons who  
67 are vaccinated have a lower incidence of COVID-19 than previously infected persons who did not  
68 receive the vaccine.

69           The purpose of this study was to attempt to do just that, and thereby evaluate the necessity  
70 of the COVID-19 vaccine in persons who were previously infected with SARS-CoV-2.

## 71 **Methods**

### 72 *Study design*

73 This was a retrospective cohort study conducted at the Cleveland Clinic Health System in  
74 Ohio, USA. The study was approved by the Cleveland Clinic Institutional Review Board. A waiver of  
75 informed consent and waiver of HIPAA authorization were approved to allow access to personal  
76 health information by the research team, with the understanding that sharing or releasing  
77 identifiable data to anyone other than the study team was not permitted without additional IRB  
78 approval.

79

### 80 *Setting*

81 PCR testing for SARS-CoV-2 at Cleveland Clinic began on March 12, 2020, and a streamlined  
82 process dedicated to the testing of health care personnel (HCP) was begun shortly thereafter. All  
83 employees with a positive SARS-CoV-2 test were interviewed by Occupational Health, with date of  
84 onset of symptoms of COVID-19 being one of the questions asked. Vaccination for COVID-19 began  
85 at Cleveland Clinic on December 16, 2020. When initially started it was the Pfizer-BioNTech vaccine  
86 that was administered, until the Moderna vaccine became available, from which time employees  
87 received one or the other. All employees were scheduled to receive their second vaccine dose 28  
88 days after the first one, regardless of which vaccine was given. The employee cohort was chosen for  
89 this study because of documentation of their COVID-19 vaccination and of any SARS-CoV-2  
90 infection in the Occupational Health database.

91

### 92 *Screening, inclusion and exclusion criteria*

93 All employees of the Cleveland Clinic Health System, working in Ohio, on Dec 16, 2020, were  
94 screened for inclusion in the study. Those who were in employment on December 16, 2020, were  
95 included.

96

## 97 *Variables*

98           SARS-CoV-2 infection was defined as a positive nucleic acid amplification test. The date of  
99 infection was taken to be the date of onset of symptoms when available, and the date of specimen  
100 collection when not. A person was considered vaccinated 14 days after receipt of the second dose of  
101 the vaccine (which would have been 42 days after receipt of the first dose of the vaccine for most  
102 subjects). For the sake of consistency in the duration assumed for development of natural and  
103 vaccine immunity, any person who tested positive for SARS-CoV-2 at least 42 days before the  
104 vaccine rollout date, was considered previously infected. Other covariates collected were age, job  
105 location, job type (patient-facing or non-patient facing), and job category. The job location variable  
106 could be one of the following: Cleveland Clinic Main Campus, regional hospital (within Ohio),  
107 ambulatory center, administrative center, or remote location. The job category was one of the  
108 following: professional staff, residents/fellows, advance practice practitioners, nursing, pharmacy,  
109 clinical support, research, administration, and administration support.

110

## 111 *Outcome*

112           The study outcome was time to SARS-CoV-2 infection, the latter defined as a positive nucleic  
113 acid amplification test for SARS-CoV-2 on or after December 16, 2020. Time to SARS-CoV-2  
114 infection was calculated as number of days from December 16, 2020 (vaccine rollout date) to SARS-  
115 CoV-2 infection. Employees that had not developed a SARS-CoV-2 infection were censored at the  
116 end of the study follow-up period (May 15, 2021). Those who received the Johnson & Johnson  
117 vaccine (81 subjects) without having had a SARS-CoV-2 infection were censored on the day of  
118 receipt of the vaccine, and those whose employment was terminated during the study period before  
119 they had SARS-CoV-2 infection (2245 subjects) were censored on the date of termination of  
120 employment. The health system never had a requirement for asymptomatic employee test

121 screening. Most of the positive tests, therefore, would have been tests done to evaluate suspicious  
122 symptoms. A small proportion would have been tests done as part of pre-operative or pre-  
123 procedural screening.

124

### 125 *Statistical analysis*

126 A Simon-Makuch hazard plot [11] was created to compare the cumulative incidence of  
127 SARS-CoV-2 infection among previously infected subjects who were vaccinated, with those of  
128 previously infected subjects who remained unvaccinated, previously uninfected subjects who were  
129 vaccinated, and previously uninfected subjects who remained unvaccinated. Previous infection was  
130 treated as a time-independent covariate (SARS-CoV-2 infection at least 42 days before Dec 16,  
131 2020), and vaccination (14 days after receipt of the second dose of the vaccine) was treated as a  
132 time-dependent covariate (Figure 1). Curves for the unvaccinated were based on data for those who  
133 did not receive the vaccine over the duration of the study, and for those who did until the date they  
134 were considered vaccinated, from which point onwards their data were recorded into the  
135 corresponding vaccinated set. A Cox proportional hazards regression model was fitted with time to  
136 SARS-CoV-2 infection as the outcome variable against vaccination (as a time-dependent covariate  
137 whose value changed on the date a subject was considered vaccinated)[12]. Previous infection (as a  
138 time-independent covariate) and an interaction term for previous infection and vaccination were  
139 included as covariates. The phase of the epidemic was adjusted for by including the slope of the  
140 epidemic curve as a time-dependent covariate whose value changed continuously with the slope of  
141 the epidemic curve. The analysis was performed by NKS and ASN using the *survival* package and R  
142 version 4.0.5 [12–14].

143

144 **Results**

145 Of 52238 employees included in the study, 2579 (5%) were previously infected with SARS-  
146 CoV-2.

147

148 *Baseline characteristics*

149 Those previously infected with SARS-CoV-2 were significantly younger (mean  $\pm$  SD age; 39  
150  $\pm$  13 vs. 42  $\pm$  13,  $p < 0.001$ ), and included a significantly higher proportion with patient-facing jobs  
151 (65% vs. 51%,  $p < 0.001$ ). Table 1 shows the characteristics of subjects grouped by whether or not  
152 they were previously infected. A significantly lower proportion of those previously infected (47%,  
153 1220 subjects) were vaccinated by the end of the study compared to 59% (29461) of those not  
154 previously infected ( $p < 0.001$ ). Of those vaccinated, 63% received the Moderna vaccine. Twelve  
155 percent of subjects with previous SARS-CoV-2 infection did not have a symptom onset date,  
156 suggesting they may possibly have been identified on pre-operative or pre-procedural screening,  
157 and may not have had symptomatic infection. When vaccination was begun, the epidemic in Ohio  
158 was at the peak of its third wave (Figure 2).

159

160 *Cumulative incidence of COVID-19*

161 Figure 3 is a Simon-Makuch plot showing that SARS-CoV-2 infections occurred almost  
162 exclusively in subjects who were not previously infected with SARS-CoV-2 and who remained  
163 unvaccinated. The cumulative incidence of SARS-CoV-2 infection among previously infected  
164 unvaccinated subjects did not differ from that of previously infected subjects who were vaccinated,  
165 and that of previously uninfected subjects who were vaccinated. For all three of these groups, the  
166 cumulative incidence of SARS-CoV-2 infection was much lower than that of subjects who were not  
167 previously infected and who remained unvaccinated. Of the 2154 SARS-CoV-2 infections during the  
168 study period, 2139 (99.3%) occurred among those not previously infected who remained



169 unvaccinated or were waiting to get vaccinated, and 15 (0.7%) occurred among those not  
170 previously infected who were vaccinated. Not one of the 2579 previously infected subjects had a  
171 SARS-CoV-2 infection, including 1359 who remained unvaccinated throughout the duration of the  
172 study.

173

#### 174 *Association of vaccination with occurrence of COVID-19*

175 In a Cox proportional hazards regression model, after adjusting for the phase of the  
176 epidemic, vaccination was associated with a significantly lower risk of SARS-CoV-2 infection among  
177 those not previously infected (HR 0.031, 95% CI 0.015 – 0.061) but not among those previously  
178 infected (HR 0.313, 95% CI 0 – Infinity). The absence of events among those who were previously  
179 infected, whether they received the vaccine or not, precluded accurate or precise estimates for the  
180 latter effect size.

181

#### 182 *Duration of protection*

183 This study was not specifically designed to determine the duration of protection afforded by  
184 natural infection, but for the previously infected subjects the median duration since prior infection  
185 was 143 days (IQR 76 – 179 days), and no one had SARS-CoV-2 infection over the following five  
186 months, suggesting that SARS-CoV-2 infection may provide protection against reinfection for 10  
187 months or longer.

188

## 189 Discussion

190 This study shows that subjects previously infected with SARS-CoV-2 are unlikely to get  
191 COVID-19 reinfection whether or not they receive the vaccine. This finding calls into question the  
192 necessity to vaccinate those who have already had SARS-CoV-2 infection.

193 It is reasonable to expect that immunity acquired by natural infection provides effective  
194 protection against future infection with SARS-CoV-2. Observational studies have indeed found very  
195 low rates of reinfection over the following months among survivors of COVID-19 [6–8]. Reports of  
196 true reinfections are extremely rare in the absence of emergence of new variants. When such  
197 reinfections occur, it would be purely speculative to suggest that a vaccine might have prevented  
198 them. Duration of protective immunity from natural infection is not known. However, the same also  
199 can be said about duration of protective immunity from vaccination. Uncertainty about the duration  
200 of protective immunity afforded by natural infection is not by itself a valid argument for vaccinating  
201 previously infected individuals. This study provides direct evidence that vaccination with the best  
202 available vaccines does not provide additional protection in previously infected individuals.

203 A prior study concluded that natural infection cannot be relied on to protect against COVID-  
204 19 [9]. That study was based on comparison of PCR-positivity rates during a second COVID-19  
205 surge in Denmark between those who tested positive and negative during the first COVID-19 surge,  
206 and indirectly calculated that prior infection provided 80.5% protection against repeat infection,  
207 and that protection against those older than 65 years was only 47.1%. The study did not compare  
208 vaccinated and unvaccinated people, and it is therefore an assumption to consider that a vaccine  
209 would have provided better protection in that particular population. Furthermore, there was a gap  
210 of only seven weeks between the end of the first surge and the beginning of the second in that  
211 study. It is now well-known that a small number of people can continue to have positive PCR test  
212 results for several weeks to a few months after infection, one study finding that 5.3% remained  
213 positive at 90 days [15]. It is possible that some of the positives picked up in the early part of the

214 second surge were not necessarily new infections but residual virus from the tail end of the first  
215 surge. Since the actual number of infections was small, a few such misclassifications could change  
216 the rates substantially. Our study examined rates of SARS-CoV-2 infection in vaccinated and  
217 unvaccinated individuals and showed that those previously infected who did not receive the  
218 vaccine did not have higher rates of SARS-CoV-2 infection than those previously infected who did,  
219 thereby providing direct evidence that vaccination does not add protection to those who were  
220 previously infected.

221         There are several strengths to our study. Its large sample size and follow-up of up to 5  
222 months provide us with an ample degree of confidence in its findings. A major strength of our study  
223 is that we adjusted the analyses for the phase of the epidemic at all time points. The risk of  
224 acquisition of infection is strongly influenced by the phase of the epidemic at any given time, and it  
225 is important to adjust for this for accurate risk analyses. Given that was this a study among  
226 employees of a health system, and that the health system had policies and procedures in  
227 recognition of the critical importance of keeping track of the pandemic among its employees, we  
228 had an accurate accounting of who had COVID-19, when they were diagnosed with COVID-19, who  
229 received a COVID-19 vaccine, and when they received it.

230         The study has its limitations. Because we did not have a policy of asymptomatic employee  
231 screening, previously infected subjects who remained asymptomatic might have been misclassified  
232 as previously uninfected. Given this limitation, one should be cautious about drawing conclusions  
233 about the protective effect of prior asymptomatic SARS-CoV-2 infection. It should be noted though,  
234 that 12% of the subjects classified as previously infected did not have a symptom onset date  
235 recorded, suggesting that at least some of those classified as previously infected might have been  
236 asymptomatic infections. It is reassuring that none of these possibly asymptotically infected  
237 individuals developed COVID-19 during the duration of the study. The study follow-up duration  
238 was short, being only five months, but this was longer than published mRNA vaccine efficacy

239 studies [1,2], and longer than the follow-up duration of the largest published vaccine effectiveness  
240 studies to date [3,4]. Median freedom from reinfection (time from initial infection until end of  
241 follow-up) in this study, for those previously infected, of almost 10 months, is consistent with  
242 findings in an earlier study that immunoglobulin G (IgG) to the spike protein remained stable over  
243 more than six months after an episode of infection [16]. Our study included no children and few  
244 elderly subjects, and the majority would not have been immunosuppressed. Data governance  
245 policies in our institution precluded us from obtaining detailed clinical information on employees.  
246 While one cannot generalize this study's findings to assume that prior infection would provide  
247 adequate immunity in these groups, there is also no reason to expect a vaccine to provide additional  
248 protection in these same groups. Lastly, it is necessary to emphasize that these findings are based  
249 on the prevailing assortment of virus variants in the community during the study. It is not known  
250 how well these results will hold if or when some of the newer variants of concern become  
251 prominent. However, if prior infection does not afford protection against some of the newer  
252 variants of concern, there is little reason to suppose that the currently available vaccines would  
253 either. Vaccine breakthrough infections with variants have indeed been reported [17].

254         Our study's findings have important implications. Worldwide, COVID-19 vaccines are still in  
255 short supply. As of March 9, 2021, dozens of countries had not been able to administer a single dose  
256 of the vaccine [18]. As of May 17, 2021, only 17 countries had been able to reach ten percent or  
257 more of their populations with at least the first dose of vaccine [19]. Given such a scarcity of the  
258 vaccine, and the knowledge that vaccine does not provide additional protection to those previously  
259 infected, it would make most sense to limit vaccine administration to those who have not  
260 previously had the infection. In addition to profession, age, and comorbid conditions, previous  
261 infection should be an important consideration in deciding whom to prioritize to receive the  
262 vaccine. A practical and useful message would be to consider symptomatic COVID-19 to be as good

263 as having received a vaccine, and that people who have had COVID-19 confirmed by a reliable  
264 laboratory test do not need the vaccine.

265 In conclusion, individuals who have laboratory-confirmed symptomatic SARS-CoV-2  
266 infection are unlikely to benefit from COVID-19 vaccination, and vaccines can be safely prioritized  
267 to those who have not been infected before.

268

## 269 **Transparency Declaration**

### 270 *Conflict of Interest*

271 Selection of “no competing interests” reflects that all authors have completed the ICMJE uniform  
272 disclosure form at [www.icmje.org/coi\\_disclosure.pdf](http://www.icmje.org/coi_disclosure.pdf) and declare: no support from any organization  
273 for the submitted work; no financial relationships with any organizations that might have an  
274 interest in the submitted work in the previous three years; no other relationships or activities that  
275 could appear to have influenced the submitted work.

276

### 277 *Funding*

278 None received.

279

### 280 *Author contributions*

281 NKS: Conceptualization, Methodology, Validation, Investigation, Data curation, Software, Formal  
282 analysis, Visualization, Writing- Original draft preparation, Writing- Reviewing and Editing,  
283 Supervision, Project administration.

284 ASN: Methodology, Formal analysis, Visualization, Validation, Writing- Reviewing and Editing.

285 PCB: Resources, Investigation, Validation, Writing- Reviewing and Editing.

286 PT: Resources, Writing- Reviewing and Editing.

287 SMG: Project administration, Resources, Writing- Reviewing and Editing.

288

## 289 **References**

- 290 [1] Polack FP, Thomas SJ, Kitchin N, Absalon J, Gurtman A, Lockhart S, et al. Safety and Efficacy  
291 of the BNT162b2 mRNA Covid-19 Vaccine. *N Engl J Med* 2020;383:2603–15.
- 292 [2] Baden LR, El Sahly HM, Essink B, Kotloff K, Frey S, Novak R, et al. Efficacy and Safety of the  
293 mRNA-1273 SARS-CoV-2 Vaccine. *N Engl J Med* 2021;384:403–16.
- 294 [3] Dagan N, Barda N, Kepten E, Miron O, Perchik S, Katz MA, et al. BNT162b2 mRNA Covid-19  
295 Vaccine in a Nationwide Mass Vaccination Setting. *N Engl J Med* 2021;384:1412–23.
- 296 [4] Haas EJ, Angulo FJ, McLaughlin JM, Anis E, Singer SR, Khan F, et al. Impact and effectiveness  
297 of mRNA BNT162b2 vaccine against SARS-CoV-2 infections and COVID-19 cases,  
298 hospitalisations, and deaths following a nationwide vaccination campaign in Israel: an  
299 observational study using national surveillance data. *Lancet* 2021;397:1819–29.
- 300 [5] Beyrer C, Allotey P, Amon JJ, Baral SD, Bassett MT, Deacon H, et al. Human rights and fair  
301 access to COVID-19 vaccines: the International AIDS Society–Lancet Commission on Health  
302 and Human Rights. *Lancet* 2021;397:1524–7.
- 303 [6] Sheehan MM, Reddy AJ, Rothberg MB. Reinfection Rates Among Patients Who Previously  
304 Tested Positive for Coronavirus Disease 2019: A Retrospective Cohort Study. *Clin Infect Dis*  
305 2021.
- 306 [7] Pilz S, Chakeri A, Ioannidis JP, Richter L, Theiler-Schwetz V, Trummer C, et al. SARS-CoV-2  
307 re-infection risk in Austria. *Eur J Clin Invest* 2021;51:e13520.
- 308 [8] Lumley SF, O'Donnell D, Stoesser NE, Matthews PC, Howarth A, Hatch SB, et al. Antibody  
309 Status and Incidence of SARS-CoV-2 Infection in Health Care Workers. *N Engl J Med*  
310 2021;384:533–40.
- 311 [9] Hansen CH, Michlmayr D, Gubbels SM, Mølbak K, Ethelberg S. Assessment of protection  
312 against reinfection with SARS-CoV-2 among 4 million PCR-tested individuals in Denmark in  
313 2020: a population-level observational study. *Lancet* 2021;397:1204–12.

- 314 [10] CDC. Frequently Asked Questions about COVID-19 Vaccination. Cent Dis Control Prev 2021.  
315 <https://www.cdc.gov/coronavirus/2019-ncov/vaccines/faq.html> (accessed April 26,  
316 2021).
- 317 [11] Simon R, Makuch RW. A non-parametric graphical representation of the relationship  
318 between survival and the occurrence of an event: Application to responder versus non-  
319 responder bias. *Stat Med* 1984;3:35–44.
- 320 [12] Therneau TM, Crowson C, Atkinson E. Using Time Dependent Covariates and Time  
321 Dependent Coefficients in the Cox Model 2021. Available from: [https://cran.r-](https://cran.r-project.org/web/packages/survival/vignettes/timedep.pdf)  
322 [project.org/web/packages/survival/vignettes/timedep.pdf](https://cran.r-project.org/web/packages/survival/vignettes/timedep.pdf) (accessed May 8, 2021).
- 323 [13] Therneau TM, Grambsch, PM. *Modeling Survival Data: Extending the Cox Model*. New York,  
324 NY: Springer International Publishing; 2000.
- 325 [14] R Core Team. *R: A Language and Environment for Statistical Computing*. Vienna, Austria: R  
326 Foundation for Statistical Computing; 2021.
- 327 [15] Vibholm LK, Nielsen SSF, Pahus MH, Frattari GS, Olesen R, Andersen R, et al. SARS-CoV-2  
328 persistence is associated with antigen-specific CD8 T-cell responses. *EBioMedicine*  
329 2021;64:103230.
- 330 [16] Dan JM, Mateus J, Kato Y, Hastie KM, Yu ED, Faliti CE, et al. Immunological memory to SARS-  
331 CoV-2 assessed for up to 8 months after infection. *Science* 2021;371.
- 332 [17] Hacısuleyman E, Hale C, Saito Y, Blachere NE, Bergh M, Conlon EG, et al. Vaccine  
333 Breakthrough Infections with SARS-CoV-2 Variants. *N Engl J Med* 2021.  
334 <https://doi.org/10.1056/NEJMoa2105000>.
- 335 [18] The Lancet. Access to COVID-19 vaccines: looking beyond COVAX. *The Lancet*  
336 2021;397:941.[19] Mathieu E, Ritchie H, Ortiz-Ospina E, Roser M, Hasell J, Appel C, et al.  
337 A global database of COVID-19 vaccinations. *Nat Hum Behav* 2021:1–7.



338 [19] Mathieu E, Ritchie H, Ortiz-Ospina E, Roser M, Hasell J, Appel C, et al. A global database of  
339 COVID-19 vaccinations. *Nat Hum Behav* 2021:1–7. [https://doi.org/10.1038/s41562-021-](https://doi.org/10.1038/s41562-021-01122-8)  
340 [01122-8](https://doi.org/10.1038/s41562-021-01122-8) (accessed May 19, 2021).  
341

342 **Tables**

343 **Table 1. Baseline characteristics**

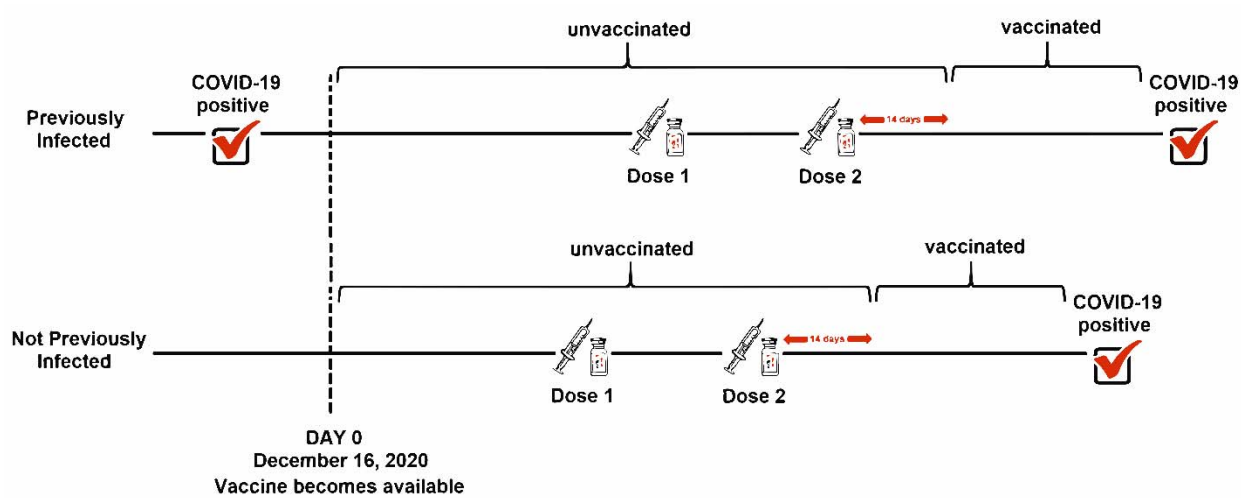
<b>Characteristic<sup>a</sup></b>	<b>Previously Infected (N = 2579)</b>	<b>Not Previously Infected (N = 49659)</b>	<b>P Value<sup>b</sup></b>
<b>Age, y, mean ± SD</b>	39±13	42±13	<0.001
<b>Patient-facing job</b>	1676 (65)	25504 (51)	<0.001
<b>Job location</b>			<0.001
<b>Cleveland Clinic Main Campus</b>	1011 (39)	19595 (40)	
<b>Regional hospitals</b>	1096 (43)	16433 (33)	
<b>Ambulatory centers</b>	313 (12)	7767 (16)	
<b>Administrative centers</b>	138 (5)	4424 (9)	
<b>Remote location</b>	21 (<1)	1440 (3)	
<b>Job category</b>			<0.001
<b>Professional staff</b>	89 (4)	3775 (8)	
<b>Residents and fellows</b>	72 (3)	1669 (3)	
<b>Advanced practice practitioners</b>	154 (6)	2806 (6)	
<b>Nursing</b>	1142 (44)	13623 (27)	
<b>Pharmacy</b>	44 (2)	1274 (3)	
<b>Clinical support</b>	328 (13)	6776 (14)	
<b>Administration</b>	111 (4)	3500 (7)	
<b>Administration support</b>	614 (24)	15050(30)	
<b>Research</b>	25 (1)	1186 (2)	

344 <sup>a</sup>Expressed as mean±SD for continuous variables, and n (%) for categorical variables.

345 <sup>b</sup>Student t-test for continuous variables and chi square test for categorical variables.

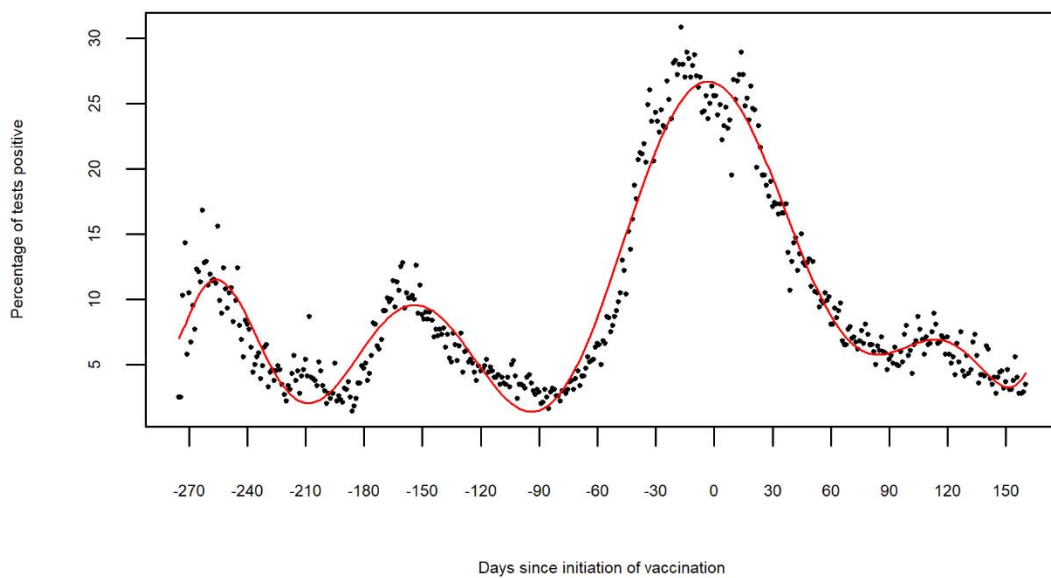


347 **Figures**

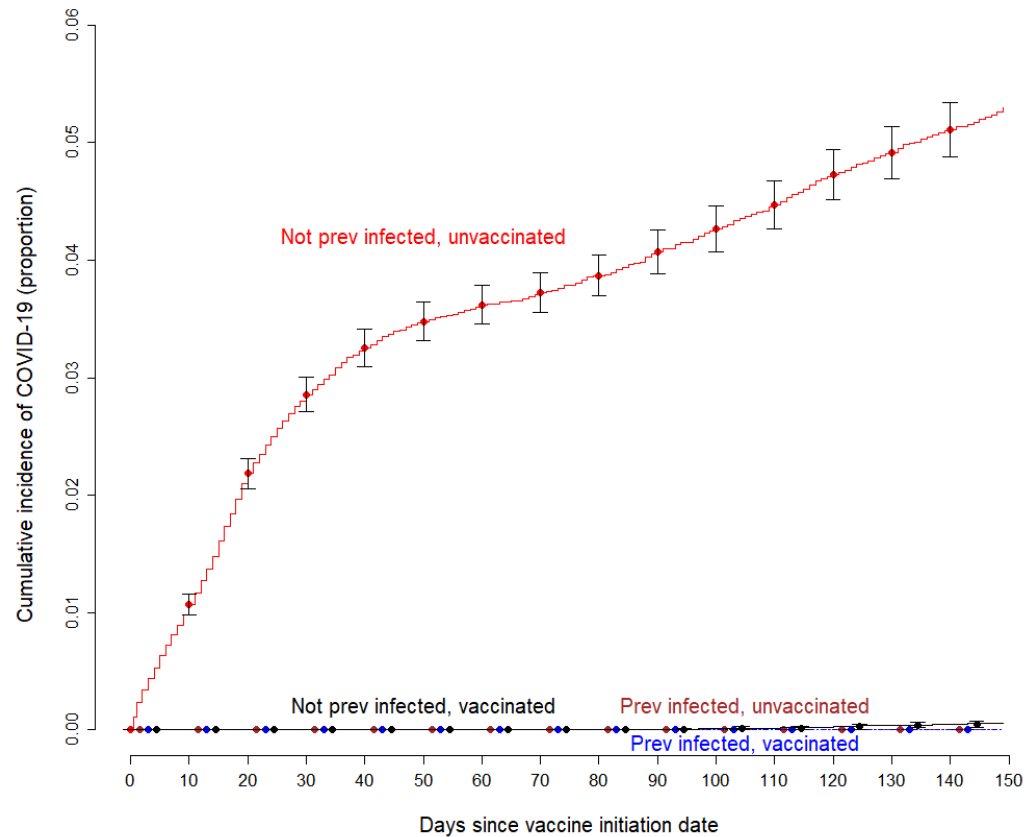


349 **Figure 1. Explanation of “previously infected” analyzed as a time-independent covariate and**  
350 **“vaccinated” treated as a time-dependent covariate.**

351



352  
353 **Figure 2. COVID-19 epidemic curve before and after vaccine rollout.** Points on the scatter plot  
354 represent the proportion of all COVID-19 PCR tests done at Cleveland Clinic that were positive on  
355 any given day. The colored line represents a fitted polynomial curve.  
356



Numbers at risk:								
Not prev infected, unvaccinated	49652	48204	47345	39397	21332	20519	19441	17317
Prev infected, unvaccinated	2579	2547	2516	2166	1550	1498	1427	1265
Prev infected, vaccinated	0	0	0	332	926	951	1021	1220
Not prev infected, vaccinated	7	7	19	7392	24989	25384	26251	28836

357  
 358 **Figure 3. Simon-Makuch plot showing the cumulative incidence of COVID-19 among subjects**  
 359 **previously infected and not previously infected with COVID-19, who did and did not receive**  
 360 **the vaccine.** Curves for the unvaccinated are based on data for those who did not receive the  
 361 vaccine during the duration of the study, and for those waiting to receive the vaccine. Day zero was  
 362 Dec 16, 2020, the day vaccination was started in our institution. Error bars represent 95%  
 363 confidence intervals. Seven subjects who had been vaccinated earlier as participants in clinical  
 364 trials were considered vaccinated throughout the duration of the study. Twelve subjects who  
 365 received their first dose in the first week of the vaccination campaign managed to get their second  
 366 dose three weeks later, and were thus considered vaccinated earlier than 42 days since the start of  
 367 the vaccination campaign.