

Title page

Is mRankin scale correlated with mTICI? A systematic review and meta-regression on RCTs and registries.

Authors

Gianluca De Rubeis MD[°], Enrico Pampana MD[°], Prof, Luca Prosperini MD², Sebastiano Fabiano MD¹, Luca Bertaccini MD¹, Sabrina Anticoli MD³, Luca Saba MD, Prof⁴, Claudio Gasperini MD², Prof, and Enrico Cotroneo MD¹

[°] Co-first author, equally contribution to the manuscript

Affiliations

1: Department of Diagnostic, UOC of Diagnostic and Interventional Neuroradiology, San Camillo-Forlanini Hospital, Rome, Italy

2: Department of Neuroscience, UOC Neurology, S Camillo Forlanini Hospital, Rome Italy

3: Emergency Department, UOSD Stroke Unit, S. Camillo-Forlanini Hospital, Rome, Italy

4: Department of Medical Imaging, Azienda Ospedaliero Universitaria (A.O.U.) of Cagliari-Polo di Monserrato, Cagliari, Italy

Keywords

Stroke

Cerebral Infarction

Randomized Controlled Trial

Observational Study

Mechanical Thrombolysis

Abstract

Background and Purpose

mTICI \geq 2b/3 is one of the strongest positive predictors of mRS \leq 2. Quantitative analysis is poorly investigated. Reconcile results from RCT and registries is still a challenge.

The purpose was to evaluate the numeric correlation between mTICI \geq 2b/3 and mRS \leq 2 in RCT and registries.

Methods

Literature research was performed on Pubmed for studies in 2015-2020. mTICI, mRS and sample size were recorded. Exclusion criteria were monocentric study, not-human and not-English. Studies quality were assessed with MINORS and RoB2. Meta-logistic and meta-linear regressions were used to correlate mTICI and mRS in both RCTs and registries. Z-test was used for comparing coefficients between RCTs and registries.

Results

Twenty-six studies were evaluated (13 registries; 14 RCTs) for 24423 patients (21914 from registries [average per registry 1685 \pm 1277]; 2509 from RCTs [average per RCT 179 \pm 160]). RCTs involved anterior circulation only, 7/13 (53.8%) registries considered also posterior one.

The OR of obtaining a mRS \leq 2 for a singular increased of mTICI \geq 2b rate was 1.65 (CI95% 1.22-2.01) for all studies, 1.65 (CI95% 1.10-2.46) for RCTs and 1.50 (CI95% 1.00-2.23) for registries. mTICI \geq 2b and mRS had a positive correlation with a coefficient of 0.49 (CI95% 0.19-0.80, p=0.001) for all studies, 0.54 (CI95% 0.09-1.00) for RCTs and 0.42 (CI 95% 0.04-0.81) for registries. No differences were found in the coefficients between RCTs and registries (p=0.63; p=0.65; respectively).

Conclusions

Unitary increased of mTICI \geq 2b rate correspond to an augment of mRS \leq 2 by 0.50 (CI95% 0.19-0.89) with OR of obtaining mRS \leq 2 of 1.65 (CI95% 1.22-2.01), without significantly differences in coefficients.

Manuscript

Introduction

Since the publication in 2015 of the successful 5 randomized controlled trials (RCT)[1] on the endovascular mechanical thrombectomy, the new era of stroke treatment has begun. In the following years, a submergent literature has been published including RCTs and registries. mRankin scale (mRS) at 90 days is the functional primary endpoint in all RCTs and, generally, it is dichotomized into 0-2 (good functional outcome) and ≥ 3 [1 2]. However, from procedural side, the goal is modified thrombolysis in cerebral infarction (mTICI) of $\geq 2b$ [3] (successful revascularization). Although, a positive correlation between mTICI v and $mRS \leq 2$ is well established[4-6], a numerical analysis is poorly investigated.

RCTs is the gold standard for medical research, however registries could represented the “real-world” clinical practise[7]. A reconciliation between results originating from RCTs and registries is still a challenging in medicine[8]. Although, a Cochrane’s systematic review[7] showed little differences in healthcare outcomes between these two types of study (rate of odds ratio: 1.08), Deb-Chatterji et al[9] demonstrated a worst performance for functional independency and mortality in stroke registry data comparing with the “first five” trials and HERMES meta-analysis data.

The aim of the present study was to evaluate the numerical correlation between successful recanalization ($mTICI \geq 2b/3$) and good functional outcome ($mRS \leq 2$) in both RCTs and registries using meta-regressions.

Methods

The study protocol was available upon request by mailing the corresponding author. The data used for the systematic review and the meta-regressions were publicly available.

Literature research in Pubmed was performed for published multicentric RCTs and registries, from 2015 (first publication of successful RCT in endovascular stroke) to 2020, on mechanical thrombectomy in stroke. The keywords were “stroke”, “thrombectomy”, “randomize controlled trial” and “registry”. The inclusion criteria for the studies were: English literature, humans, and mechanical thrombectomy in at least one of the study’s arm. Title and abstract were reviewed for considering inclusion. Further the full text was analysed. Monocentric studies were excluded. For ASTER[10] and COMPASS[11] trials, which compared contact aspiration and stent retriever, the data were considered unitary. For DIRECT-MT trial[12] which confronted

endovascular treatment with or without Alteplase administration, the data were considering unified. The detailed flowchart was described in **Figure 1**.

Study quality assessment

Studies quality was assessed with methodological index for non-randomized studies (MINORS) criteria[13] for registry and with Risk of Bias 2 (RoB2) tool[14] for RCT. The results of the assessment were described in **Table 1**.

Data extraction, statistical analysis, and results interpretation

For each study, the percentage of successful revascularization ($mTICI \geq 2b$), rate of good functional outcome at 90 days ($mRS \leq 2$) and the number of patients enrolled were recorded (Table 1.). Data were divided into two categories: RCT and registry. The data extraction were performed by two interventional neuroradiologist in consensus (BLIND and BLIND, 4 and 5 years of experiences, respectively).

The data were analysed using meta logistic regression analysis with random effect model, using as covariate: $mTICI \geq 2b$, studies involved also posterior circulation and types of studies (RCTs and registries). Since, the mRS percentage across the studies are continuous data and follow a normal distribution (Kolmogorov-Smirnov test), these data respect also the assumption of central limit theorem to perform a meta linear regression analysis[15]. Both linear and logistic meta-regressions were performed. Z's test proposed by Clogg et al[16] was used for comparing the coefficient of the two meta-regressions. $p \leq 0.05$ was considered as significant. R-Studio (R-project <http://www.R-project.org>) and OpenMeta version 12.11.14 (<http://www.cebm.brown.edu/openmeta/index.html>) were used as statistical software. The graphs were plotted with Microsoft Excel (Office 365, Microsoft Corporation, Redmond, USA).

Meta-regression was performed using both linear and logistic setting (according to the central limit theorem) due the different interpretation of the data resulted by the analysis. In particular, the coefficient of meta linear regression described the numerical correlation between $mTICI$ percentage and 3-months mRS rate, more specifically the coefficient corresponds to how much the percentage of $mRS \leq 2$ increases per single increase in $mTICI \geq 2b$ rate. On the contrary the odd ratio, derived from the meta logistic regression, represents the constant effect of a $mTICI \geq 2b$ percentage, on the likelihood that $mRS \leq 2$ rate will occur; in the other words, the augmented chances of obtaining $mRS \leq 2$ per single increase of $mTICI \geq 2b$ percentage.

Study's Outcomes

The primary outcome was to evaluate the correlation and the numeric relationship between successful revascularization ($mTICI \geq 2b$) and good functional outcome at 90 days ($mRS \leq 2$).

The secondary outcome was to observe if the correlation and the numeric relationship varied between RCTs and registries.

Results

Study population

The final population encompassed 27 studies (14 registries and 13 RCTs) for a total number of patients of 24423 divided into 21914 from registries (average per registry 1685 ± 1277) and 2509 from RCTs (average per RCT 179 ± 160) (**Flowchart 1**). All RCTs were focused only anterior circulation while 7/13 (53.8%) of the registries considered also posterior one. (**Table 1**). A detailed list of inclusion criteria of the studies were described in **Table 1**.

Results

The heterogeneity of the studies was high with an $I^2=92.8\%$, which decreased to $I^2=75.9\%$ considering RCTs only and increased to $I^2=95.7\%$ for registries.

The coefficient of the meta-logistic regression analysis for $mTICI \geq 2b$ was 0.50 (CI95% 0.20-0.70, $p=0.001$) for all studies, with a corresponding Odd-Ratio (OR) of 1.65 (CI95% 1.22-2.01) (**Figure 2**); no other covariates were significant (**Table 2**). By performing meta logistic regression using $mTICI$ and trial type as covariates, the coefficient for registries was -4.00 (CI95% -9.0-1.0, $p=0.12$) with an OR 0.018 (CI95% 0.0001-0.37). For RCTs, the coefficient was 0.50 (CI95% 0.10-0.90, $p=0.02$) with an OR of 1.65 (CI95% 1.10-2.46) and for registries was 0.40 (CI 95% 0.0-0.80, $p=0.03$) with an OR of 1.5 (CI95% 1.00-2.23). No differences were highlighted between the two coefficients ($z=0.35$; $p=0.63$).

The coefficient of the meta-linear regression analysis for $mTICI \geq 2b$ was 0.49 (CI95% 0.19-0.80, $p=0.001$) (**Figure 2**), by means that on average an increase of 1% of $mTICI \geq 2b$ will increase the chance of obtaining a good functional outcome ($mRS \leq 2$) by 0.49%; no other covariates were significant (**Table 3**). After performing the meta linear regression using as covariates $mTICI$ and trial type only, the coefficient for registries was -4.54 (CI95% -9.89-0.80, $p=0.10$). For RCTs, the coefficient was 0.54 (CI95% 0.09-1.00, $p=0.02$) and for registries was 0.42 (CI 95% 0.04-0.81, $p=0.03$). No differences were demonstrated between the two coefficients ($z=0.39$; $p=0.65$).

Discussion

The OR of obtaining a functional independency ($mRS \leq 2$) for a unitary increased of $mTICI \geq 2b$ was 1.65 (CI95% 1.22-2.01) for all studies and 1.65 (CI95% 1.10-2.46) for RCTs and 1.5 (CI95% 1.00-2.23) for registries. A linear positive correlation was found between $mTICI \geq 2b$ and mRS with a coefficient of 0.49 (CI95% 0.19-0.80, $p=0.001$) for all studies, 0.54 (CI95% 0.09-1.00) for the RCTs and 0.42 (CI 95% 0.04-0.81, $p=0.03$) for registries, without significant differences between the two coefficients ($p>0.05$).

Successful revascularization ($mTICI \geq 2b$) is considered one of the strongest predictor of functional independency ($mRS \leq 2$)[6], for this reason the AHA/ASA guidelines[3] addressed $mTICI \geq 2b$ as the angiographic goal for maximizing the chance of obtaining good functional clinical outcome. A linear relationship between $mTICI$ and mRS in RCTs was already observed; although, without numeric analysis[17 18]. The present meta-linear regression numerically confirmed the significantly correlation defining a comprehensive coefficient of 0.49 (CI95% 0.19-0.80, $p=0.001$). In addition, applying the meta-logistic regression the OR of obtain functional independency was 1.65 (CI95% 1.22-2.01).

Despite, RCTs is considered the gold standard for medical research, the problem of transporting results to “real-life world” is still an unsolved problem in medicine[19]. Basically, the internal validity of RCT may limit its external validity due to the different conditions and homogeneity of a RCT compared to the more complex and heterogeneous setting of a registry[20 21]. Moreover, performance bias is a matter of concern in both RCTs and registries, especially for non-pragmatic RCT in which the issues of “structured environment” may limited results generalization[22-24]. In addition, RCTs’ patients are generally strictly monitored and more sensitized on the disease comparing with observational registries[25]. In addition, mRS has several limitations including long time span between treatment and outcome assessment and lack of stroke-specificity disability[26]. In addition, mRS is influenced also by post-stroke care and rehabilitation[27-30]. The present data regarding mechanical thrombectomy in stroke partially confirmed these results. In fact, both the OR (meta-logistic regression) and the coefficient (meta-linear regression) were higher in RCT vs registries (OR: 1.65 [CI95% 1.10-2.46] vs 1.5 [CI95% 1.00-2.23], respectively) (coefficient: 0.54 [CI95% 0.09-1.00] vs 0.42 [CI 95% 0.04-0.81], respectively) (**Figure 2.**). These findings meant that by increasing of 1% in $mTICI \geq 2b$ rate the corresponding chance of augment of $mRS \leq 2$ was 0.54 for RCTs and 0.42 registries. Namely, an angiographic success in mechanical thrombectomy has a higher impact on the clinical functional outcome if the patient is enrolled in a RCT despite in a registry. Despite its clinical importance,

these differences remained not statistically significant in this present study due to small sample size. Interestingly, the lowest performance of $mRS \leq 2$ was reported by MR-CLEAN trial[31], the sole RCT who explicitly affirmed its pragmatic design. Under these lights, a direct comparison of a 3 months functional scale between real world (registries) and experimental setting (RCTs) is difficult to establish.

These discrepancies in clinical outcome may arise from several points. Firstly, RCTs and registries design (structured vs real world). Secondly, RCTs' centres may be more expert in mechanical thrombectomy than registries' one with a higher number of procedures per year which is a known prognostic factor[32]. Thirdly, the post-stroke care could be more effective in a high-volume centre. Fourthly, since a double-blind design is unfeasible, an assignment bias may impact on the results.

The current study presents several limitations. Firstly, the literature research was performed on PubMed and the authors did not have the access to original data. Secondly, the post-stroke care quality was not possible to assess, since was not reported in any papers. Thirdly, the studies presented different inclusion criteria which may slightly influence the enrolment. Fourthly, the ecological bias is a known and intrinsic limitation of meta regression analysis[33], since average patient characteristics are regressed against average trial outcomes and the data were extracted not at patients level[34]

Conclusions

For each unitary increased of $mTICI \geq 2b$ rate, the percentage of $mRS < 2$ augment by 0.49 (CI95% 0.19-0.80) and the OR of obtaining a good functional outcome was 1.65 (CI95% 1.10-2.26), without significant differences between RCTs and registries performance.

Contributorship Statement:

Conceptualization, GDR and EP; methodology, GDR, LP and CG; software, GDR and LP.; validation CG, EP, SF, SA and EC.; formal analysis, GDR and LP; investigation GDR, LB, SF, EP; resources LB; data curation, GDR, LB and LP.; writing—original draft preparation, GDR, EP; writing—review and editing CG; SA and EC.; visualization GDR, LP.; supervision, EP, CG, SF, SA EC;

Funding Statement:

This research received no specific grant from any funding agency in the public, commercial or not-for-profit sectors.

Competing Interests Statement:

NA

All authors have read and agreed to the published version of the manuscript.

Ethical approval:

Not applicable, since this is a meta-regressions based on literature research

Data sharing:

Data are available upon request to the corresponding author

References

1. Goyal M, Menon BK, van Zwam WH, et al. Endovascular thrombectomy after large-vessel ischaemic stroke: a meta-analysis of individual patient data from five randomised trials. *Lancet* 2016;**387**(10029):1723-31 doi: 10.1016/s0140-6736(16)00163-x[published Online First: Epub Date]].
2. Broderick JP, Adeoye O, Elm J. Evolution of the Modified Rankin Scale and Its Use in Future Stroke Trials. *Stroke* 2017;**48**(7):2007-12 doi: 10.1161/STROKEAHA.117.017866[published Online First: Epub Date]].
3. Powers WJ, Rabinstein AA, Ackerson T, et al. Guidelines for the Early Management of Patients With Acute Ischemic Stroke: 2019 Update to the 2018 Guidelines for the Early Management of Acute Ischemic Stroke: A Guideline for Healthcare Professionals From the American Heart Association/American Stroke Association. *Stroke* 2019;**50**(12):e344-e418 doi: 10.1161/STR.0000000000000211[published Online First: Epub Date]].
4. Kaesmacher J, Dobrocky T, Heldner MR, et al. Systematic review and meta-analysis on outcome differences among patients with TIC12b versus TIC13 reperfusion: success revisited. *Journal of Neurology, Neurosurgery & Psychiatry* 2018;**89**(9):910 doi: 10.1136/jnnp-2017-317602[published Online First: Epub Date]].
5. Dargazanli C, Fahed R, Blanc R, et al. Modified Thrombolysis in Cerebral Infarction 2C/Thrombolysis in Cerebral Infarction 3 Reperfusion Should Be the Aim of Mechanical Thrombectomy: Insights From the ASTER Trial (Contact Aspiration Versus Stent Retriever for Successful Revascularization). *Stroke* 2018;**49**(5):1189-96 doi: 10.1161/strokeaha.118.020700[published Online First: Epub Date]].
6. Pego-Perez ER, Fernandez-Rodriguez I, Pumar-Cebreiro JM. National Institutes of Health Stroke Scale, modified Rankin Scale, and modified Thrombolysis in Cerebral Infarction as autonomy predictive tools for stroke patients. *Reviews in the neurosciences* 2019 doi: 10.1515/revneuro-2019-0011[published Online First: Epub Date]].
7. Anglemeyer A, Horvath HT, Bero L. Healthcare outcomes assessed with observational study designs compared with those assessed in randomized trials. *Cochrane Database of Systematic Reviews* 2014(4) doi: 10.1002/14651858.MR000034.pub2[published Online First: Epub Date]].
8. Ross JS. Randomized Clinical Trials and Observational Studies Are More Often Alike Than Unlike. *JAMA Internal Medicine* 2014;**174**(10):1557-57 doi: 10.1001/jamainternmed.2014.3366[published Online First: Epub Date]].
9. Deb-Chatterji M, Pinnschmidt H, Flottmann F, et al. Stroke patients treated by thrombectomy in real life differ from cohorts of the clinical trials: a prospective observational study. *BMC neurology* 2020;**20**(1):81 doi: 10.1186/s12883-020-01653-z[published Online First: Epub Date]].
10. Ducroux C, Piotin M, Gory B, et al. First pass effect with contact aspiration and stent retrievers in the Aspiration versus Stent Retriever (ASTER) trial. 2020;**12**(4):386-91 doi: 10.1136/neurintsurg-2019-015215[published Online First: Epub Date]].
11. Turk AS, 3rd, Siddiqui A, Fifi JT, et al. Aspiration thrombectomy versus stent retriever thrombectomy as first-line approach for large vessel occlusion (COMPASS): a multicentre, randomised, open label, blinded outcome, non-inferiority trial. *Lancet* 2019;**393**(10175):998-1008 doi: 10.1016/s0140-6736(19)30297-1[published Online First: Epub Date]].
12. Yang P, Zhang Y, Zhang L, et al. Endovascular Thrombectomy with or without Intravenous Alteplase in Acute Stroke. *New England Journal of Medicine* 2020;**382**(21):1981-93 doi: 10.1056/NEJMoa2001123[published Online First: Epub Date]].
13. Slim K, Nini E, Forestier D, et al. Methodological index for non-randomized studies (minors): development and validation of a new instrument. *ANZ journal of surgery* 2003;**73**(9):712-6 doi: 10.1046/j.1445-2197.2003.02748.x[published Online First: Epub Date]].
14. Sterne JAC, Savović J, Page MJ, et al. RoB 2: a revised tool for assessing risk of bias in randomised trials. *BMJ (Clinical research ed)* 2019;**366**:l4898 doi: 10.1136/bmj.l4898[published Online First: Epub Date]].

15. Jackson D, White IR. When should meta-analysis avoid making hidden normality assumptions? *Biometrical journal Biometrische Zeitschrift* 2018;**60**(6):1040-58 doi: 10.1002/bimj.201800071[published Online First: Epub Date] .
16. Clogg CC, Petkova E, Haritou A. Statistical methods for comparing regression coefficients between models. *American journal of sociology* 1995;**100**(5):1261-93
17. Manning NW, Chapot R, Meyers PM. Endovascular Stroke Management: Key Elements of Success. *Cerebrovascular diseases* 2016;**42**(3-4):170-7 doi: 10.1159/000445449[published Online First: Epub Date] .
18. Andersson T, Wiesmann M, Nikoubashman O, et al. The Aspirations of Direct Aspiration for Thrombectomy in Ischemic Stroke: A Critical Analysis. *J Stroke* 2019;**21**(1):2-9 doi: 10.5853/jos.2018.02026[published Online First: Epub Date] .
19. Frieden TR. Evidence for Health Decision Making - Beyond Randomized, Controlled Trials. *The New England journal of medicine* 2017;**377**(5):465-75 doi: 10.1056/NEJMra1614394[published Online First: Epub Date] .
20. Spieth PM, Kubasch AS, Penzlin AI, et al. Randomized controlled trials - a matter of design. *Neuropsychiatric disease and treatment* 2016;**12**:1341-9 doi: 10.2147/NDT.S101938[published Online First: Epub Date] .
21. Faraoni D, Schaefer ST. Randomized controlled trials vs. observational studies: why not just live together? 2016;**16**(1):102
22. Mansournia MA, Higgins JP, Sterne JA, et al. Biases in Randomized Trials: A Conversation Between Trialists and Epidemiologists. *Epidemiology* 2017;**28**(1):54-59 doi: 10.1097/EDE.0000000000000564[published Online First: Epub Date] .
23. Schnell-Inderst P, Iglesias CP, Arvandi M, et al. A bias-adjusted evidence synthesis of RCT and observational data: the case of total hip replacement. *Health Economics* 2017;**26**(S1):46-69 doi: <https://doi.org/10.1002/hec.3474>[published Online First: Epub Date] .
24. Gamerman V, Cai T, Elsässer A. Pragmatic randomized clinical trials: best practices and statistical guidance. *Health Services and Outcomes Research Methodology* 2019;**19**(1):23-35 doi: 10.1007/s10742-018-0192-5[published Online First: Epub Date] .
25. Saturni S, Bellini F, Braido F, et al. Randomized controlled trials and real life studies. Approaches and methodologies: a clinical point of view. *Pulmonary Pharmacology & Therapeutics* 2014;**27**(2):129-38 doi: <https://doi.org/10.1016/j.pupt.2014.01.005>[published Online First: Epub Date] .
26. Chalos V, van der Ende NAM, Lingsma HF, et al. National Institutes of Health Stroke Scale: An Alternative Primary Outcome Measure for Trials of Acute Treatment for Ischemic Stroke. *Stroke* 2020;**51**(1):282-90 doi: 10.1161/STROKEAHA.119.026791[published Online First: Epub Date] .
27. Huang H-C, Tsai J-Y, Liu T-C, et al. Functional recovery of stroke patients with postacute care: a retrospective study in a northern medical center. *Journal of the Chinese Medical Association* 2019;**82**(5)
28. Deutsch A. Does Postacute Care Site Matter? A Longitudinal Study Assessing Functional Recovery After a Stroke. *Archives of Physical Medicine and Rehabilitation* 2013;**94**(4):630-32 doi: <https://doi.org/10.1016/j.apmr.2013.02.011>[published Online First: Epub Date] .
29. Middleton S, McElduff P, Ward J, et al. Implementation of evidence-based treatment protocols to manage fever, hyperglycaemia, and swallowing dysfunction in acute stroke (QASC): a cluster randomised controlled trial. *The Lancet* 2011;**378**(9804):1699-706
30. Cramer SC, Wolf SL, Adams Jr HP, et al. Stroke recovery and rehabilitation research: issues, opportunities, and the National Institutes of Health StrokeNet. *Stroke* 2017;**48**(3):813-19
31. Berkhemer OA, Fransen PS, Beumer D, et al. A randomized trial of intraarterial treatment for acute ischemic stroke. *The New England journal of medicine* 2015;**372**(1):11-20 doi: 10.1056/NEJMoa1411587[published Online First: Epub Date] .
32. Nogueira RG, Haussen DC, Castonguay A, et al. Site Experience and Outcomes in the Trevo Acute Ischemic Stroke (TRACK) Multicenter Registry. *Stroke* 2019;**50**(9):2455-60 doi: 10.1161/STROKEAHA.118.024639[published Online First: Epub Date] .

33. Baker WL, White CM, Cappelleri JC, et al. Understanding heterogeneity in meta-analysis: the role of meta-regression. *International journal of clinical practice* 2009;**63**(10):1426-34 doi: 10.1111/j.1742-1241.2009.02168.x[published Online First: Epub Date]].
34. Berlin JA, Santanna J, Schmid CH, et al. Individual patient-versus group-level data meta-regressions for the investigation of treatment effect modifiers: ecological bias rears its ugly head. *Statistics in medicine* 2002;**21**(3):371-87

Figures' legend

Figure 1.

Study flowchart

Figure 2.

Bubble plot of the meta regression in RCTs (a) registries (b). As observed, there was a linear correlation between $mTICI \geq 2b$ and $mRS > 2$ using both analyses with a trending minor slope in registries. The size of the bubble represented the numerosity of the study

Tables

Name	Type	Trial type	Year	Risk of Bias	Number of patients	Comparison for RCT Non-comparison for Registry	Inclusion criteria	mTICI $\geq 2b$ (%)	90 days mRS ≤ 2 (%)
EXTEND-IA^a	RCT	Prospective, blind end-point evaluation	2015	Low	35	SR + Alteplase vs Alteplase alone	Alteplase within 4.5 hours from the onset; Anterior circulation	86	71
REVASCAT	RCT	Prospective, sequential, blind end-point evaluation	2015	Low	103	SR vs medical therapy	Treated within 8 hours from the onset; Anterior circulation	65.7	44
MR CLEAN	RCT	Prospective, pragmatic, blind end-point evaluation	2015	Low	233	SR or Thrombolytic Agent vs medical therapy	Treated within 6 hours from the onset; Anterior circulation	58.7	33
ESCAPE	RCT	Prospective, blind end-point evaluation	2015	Low	165	SR vs medical therapy	Treated within 12 hours from the onset; Anterior circulation	72.4	53
SWIFT-PRIME	RCT	Prospective, blind	2015	Low	98	SR + Alteplase vs Alteplase alone	Treated within 6	88	60

		end-point evaluation					hours from the onset; Anterior circulation		
Therapy^a	RCT	Prospective	2016	Low	55	CA vs medical therapy	Eligible for alteplase; Anterior circulation; NIHSS ≥ 8	70	38
THRACE	RCT	Prospective. blind end-point evaluation	2016	Low	204	Mechanical thrombectomy + alteplase vs alteplase	Treated within 5 hours from the onset; Anterior circulation	69	53
ASTER	RCT	Prospective. blind end-point evaluation	2017	Low	381	CA vs SR	Treated within 6 hours from the onset; Anterior circulation	84.8	47.6
PISTE^a	RCT	Prospective. blind end-point evaluation	2017	Low	33	Mechanical thrombectomy + alteplase vs alteplase	Eligible for alteplase; Anterior circulation;	87.4	51
STRATIS	Registry	Prospective	2017	13	989	SR (Solitaire)	Treated within 8 hours from the	87.9	56.5

							onset; Anterior and Posterior circulation		
SITS-TBY	Registry	Prospective	2017	12	1053	Mechanical thrombectomy	European guidelines; Anterior circulation	74	48
ACTUAL	Registry	Retrospective	2018	11	698	Mechanical thrombectomy	AHA/ASA indications; Anterior circulation	83.8	43.8
Trevo 2000	Registry	Prospective	2018	14	1192	SR (TREVO)	Center-based indications	92.8	55.3
MR CLEAN	Registry	Prospective	2018	11	1628	Mechanical thrombectomy	Treated within 6.5 hours from the onset; Anterior circulation	58.7	37.9
DEFUSE 3	RCT	Prospective, blind end-point evaluation	2018	Low	92	Mechanical thrombectomy	6-16 hours from the onset; imaging mismatch; anterior circulation	76	45
ETIS	Registry	Prospective	2019	13	1541	Mechanical thrombectomy	AHA/ASA	76.6	44.1

							indications; Anterior and posterior circulations		
COMPASS	RCT	Prospective, blind end-point evaluation	2019	Low	270	CA vs SR	Treated within 6.5 hours from the onset; Anterior circulation	80.7	50.4
Track	Registry	Retrospective and prospective	2019	13	624	SR (TREVO)	AHA/ASA indications; Anterior and posterior circulations	80.7	48.3
BEYOND-SWIFT	Registry	Retrospective	2019	11	2046	Mechanical thrombectomy	AHA/ASA indications; Anterior and posterior circulations	71.4	45.5
German	Registry	Prospective	2019	13	2794	Mechanical thrombectomy	AHA/ASA indications; Anterior and posterior circulations	83	37
Moscow	Registry	Retrospective	2019	12	742	Mechanical thrombectomy	AHA/ASA	75	29.9

							indications; Anterior and posterior circulations		
STAR	Registry	Unknown	2020	12	3850	Mechanical thrombectomy	AHA/ASA indications; Anterior and posterior circulations	84	41
IRETAS	Registry	Retrospective	2020	13	4429	Mechanical thrombectomy	AHA/ASA indications; Anterior and posterior circulations	75.1	43.7
Resiliet^a	RCT	Prospective	2020	Low	111	Mechanical thrombectomy vs standard care	AHA/ASA indications; Anterior circulation	82	35.1
TREAT	Registry	Prospective	2020	11	328	Mechanical thrombectomy	AHA/ASA indications; Anterior and posterior circulations	83.3	43.9
DIRECT MT	RCT	Prospective	2020	Low	622	Mechanical thrombectomy vs Mechanical thrombectomy+Alteplase	AHA/ASA indications; Anterior	82.0	47.3

								r circulati on		
--	--	--	--	--	--	--	--	----------------------	--	--

SR: stent retriever; CA: contact aspiration; × Contact aspiration; °Stent retriever; α interrupted early; NIHSS: National Institute Health Stroke Scale

Table 1. List of the studies

	Coefficient (n [CI95%])	p	Omnibus p
mTICI	0.50 [0.20- 0.70]	0.001	0.006
Posterior circulation Registry	-1.9 [-10.9- 7.20]	0.685	0.006
Registry	-2.5 [-10.1- 5.1]	0.515	0.006

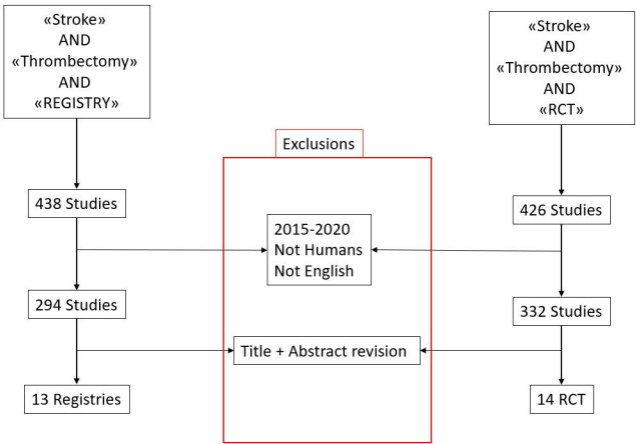
mTICI modified thrombolysis in cerebral infarction, CI 95% confidence interval 95%

Table 2. Meta logistic regression

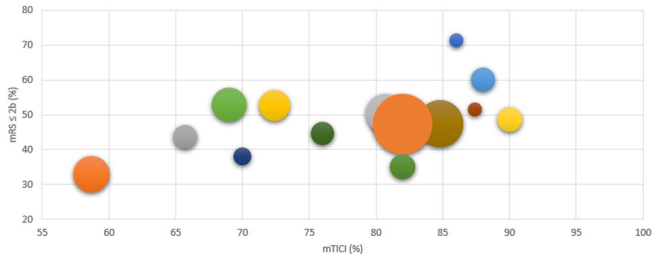
	Coefficient (n [CI95%])	p	Omnibus p
mTICI	0.49 [0.19- 0.80]	0.002	0.006
Posterior circulation	-1.89 [-11.11- 7.33]	0.69	0.006
Registry	-3.34 [-12.31- 5.64]	0.47	0.006

mTICI modified thrombolysis in cerebral infarction, CI 95% confidence interval 95%

Table 3. Meta linear regression

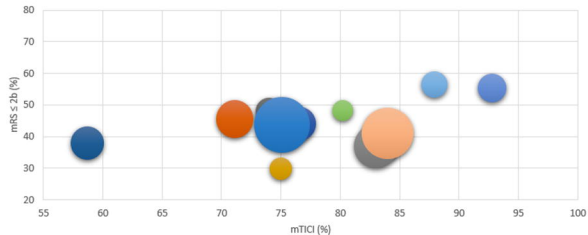


RCTs



- EXTEND-IA
- MR Clean
- REVASCAT
- ESCAPE
- SWIFT PRIME
- THRACE
- Therapy
- PISTE trial
- ASTER
- DEFUSE 3
- COMPASS
- DAWN
- RESILIENT trial
- DIRECT-MT

Registries



- Czech
- MR Clean registry
- Trevo 2000
- China registry
- STRATIS
- Track registry
- Etis
- BEYOND-SWIFT
- German
- Moscow
- Italian registry
- TreAT
- STAR