

A Meta-analysis of Mortality, Need for ICU admission, Use of Mechanical Ventilation and Adverse Effects with Ivermectin Use in COVID-19 Patients

**Smruti Karale, MBBS¹; *Vikas Bansal, MBBS, MPH²; Janaki Makadia, MBBS³; Muhammad Tayyeb, MD⁴; Hira Khan, MBBS⁵; Shree Spandana Ghanta, MBBS⁶; Romil Singh, MBBS²; Aysun Tekin, MD²; Abhishek Bhurwal, MD⁷; Hemant Mutneja, MD⁸; Ishita Mehra, MBBS⁹; Rahul Kashyap, MBBS, MBA²*

¹Medical Graduate, Government Medical College Kolhapur, Kolhapur, India

²Department of Anesthesiology and Perioperative Medicine, Mayo Clinic Rochester, MN, USA

³Medical Graduate, GMERS Medical College Gotri, Vadodara, Gujarat, India

⁴Department of Internal Medicine, Monmouth Medical Center, Long Branch, NJ, USA

⁵Department of Neurology, Allegheny General Hospital, Pittsburgh, PA, USA

⁶Department of Internal Medicine, St. Elizabeth's Medical Center, Boston, MA, USA

⁷Department of Gastroenterology and Hepatology, Rutgers Robert Wood Johnson School of Medicine, New Brunswick, NJ, USA

⁸Division of Gastroenterology, Cook County Hospital, Chicago, Illinois

⁹Department of Internal Medicine, North Alabama Medical Center, Florence, AL, USA

17 **Corresponding Author:**

18 **Vikas Bansal, MBBS, MPH**

19 Assistant Professor of Medicine

20 Division of Pulmonary Medicine and Critical Care

21 Mayo Clinic, Rochester, MN- 55905

22 Email: bansal.vikas@mayo.edu

23 Phone: 1-507-398-1595

24 Word count: Abstract: 300; Manuscript: 2981

25 Tables: 0 main, 8 supplemental

26 Figures: 5 main, 19 supplemental

27 **Conflicts of Interest:** None of the authors have reported any conflicts of interest.

28 **Financial Support:** There is no financial disclosure related to this study.

29 **Author Contribution:** *Authors 1(SK) and 2(VB) contributed equally in defining the study
 30 outline and manuscript writing. Data review and collection were done by HK, JM, SG, RS, SK,
 31 and MT; statistical analysis done by SK, VB, and AB. Quality assessment of studies was done by
 32 AT, JM, HK, MT, SK, VB and GRADE quality rating was done by AB, HM and VB. Study
 33 design, distribution of Articles for critical review done by SK, VB and RK. Final approval was
 34 received from all authors. SK and VB is the guarantor of the paper, taking responsibility for the
 35 integrity of the work as a whole, from inception to published article.

Acknowledgment: We acknowledge Dr. Anant Mohan, Dr. Asma Asghar, Dr. José Morgenstern, Dr. Flavio Cadegiani, Dr. Morteza Niaee, Dr. Nasir Afsar, Dr. Nurullah Okumus, Dr. Pablo Méndez-Hernández and Dr. Ravi Kirti for their correspondence and contribution.

Keywords: Ivermectin, COVID-19, SARS-CoV-2, Mortality, ICU, Mechanical ventilation, adverse effect, Systematic Review, Meta-analysis

Highlights

What We Already Know about This Topic

1. COVID-19 is an ongoing global pandemic, for which Ivermectin has been tried on a therapeutic and prophylactic basis.
2. Results from several clinical trials and observational studies suggest that Ivermectin may improve survival and clinical outcomes with a good safety profile when compared with other treatments; however, the current evidence is limited. .

What This Article Tells Us That Is New

1. This systematic review and meta-analysis provide a summary of the latest literature on the efficacy and safety of Ivermectin use for COVID-19.
2. Based on our quantitative and qualitative analysis, we found that Ivermectin may be a potentially useful adjuvant therapy in reducing mortality, the need for ICU admissions and mechanical ventilation in COVID-19 patients.

54 **List of abbreviations**

55 **CDC:** Centers for Disease Control and Prevention

56 **COVID-19:** Coronavirus Disease 2019

57 **DNA:** Deoxyribonucleic Acid

58 **FDA:** Food and Drug Administration

59 **FLCCC:** Front line COVID-19 Critical Care

60 **ICU:** Intensive Care Unit

61 **IRB:** Institutional Review Board

62 **NIH:** National Institutes of Health

63 **RCT:** Randomized controlled trial

64 **RNA:** Ribonucleic Acid

65 **RT-PCR:** Reverse Transcription Polymerase Chain Reaction

66 **IMP:** Importin

67 **SARS-CoV-2:** Severe Acute Respiratory Syndrome Coronavirus 2

68 **WHO:** World Health Organization

Abstract

Importance/Background: Despite the global healthcare's exhaustive efforts to treat COVID-19, we still do not have an effective cure for it. Repurposing Ivermectin, a known antiparasitic agent, for treating COVID-19 has demonstrated positive results in several studies. We aim to evaluate the benefit and risk of Ivermectin in COVID-19.

Methods: We conducted a systematic search for full-text manuscripts published from February 1, 2020 to March 27, 2021 that focused on efficacy and safety of Ivermectin therapy against COVID-19. The primary outcomes were overall mortality, need for intensive care unit (ICU) admission; secondary outcomes were - adverse effects, need for mechanical ventilation. Random-effects models were used for all analysis.

Results: We included a total of 38 studies (n=15,002) in the qualitative analysis (Mortality N=28, ICU admission= 8, Mechanical Ventilation= 10, Adverse events=28) and out of these, 30 studies (n=11,291) were included in the quantitative analysis (Mortality N=22, ICU admission= 5, Mechanical Ventilation= 9, Adverse events=17). In the mortality meta-analysis, odds of death were lower in the Ivermectin-arm compared to the non-Ivermectin arm. (OR 0.39, 95% CI 0.22-0.70; $I^2=81\%$). Subgroup analysis of 12 randomized controlled trials with severity-based data showed mortality benefit overall (OR 0.33, 95% CI 0.15-0.72; $I^2=53\%$) and in the mild/moderate sub-group (OR 0.10, 95% CI 0.03-0.33; $I^2=0\%$). Benefit of Ivermectin in decreasing; the need for ICU admission (OR 0.48, 95% CI 0.17-1.37; $I^2=59\%$) and mechanical ventilation (OR 0.64, 95% CI 0.40-1.04; $I^2=17\%$) was not significant. The quantitative analysis of adverse effects with Ivermectin use was inconclusive (OR 0.92, 95% CI 0.64-1.33; $I^2=14\%$).

90 **Conclusion:** Our meta-analysis suggests that Ivermectin could be an effective adjuvant therapy
91 in reducing mortality, particularly in patients with mild-moderate clinical presentation of
92 COVID-19. Trends of decreased need for ICU admissions and mechanical ventilation were
93 observed but were not significant. The analysis for adverse effects was inconclusive.

Introduction

On March 11, 2020, the World Health Organization (WHO) declared COVID-19 disease a global pandemic¹. Today, on April 29, 2021, there are about >149 million confirmed cases worldwide and >3 million deaths due to COVID-19². Patients infected with SARS-COV-2, the causative Coronavirus, exhibit a spectrum of clinical presentations ranging from asymptomatic to severely critical and multiple risk factors are involved in the prognosis of the disease³⁻⁸. To guide decision-making for this multi-system disease⁸⁻¹⁷, a variety of treatment modalities have been proposed and evaluated¹⁸⁻²³. However, the evidence for the risk-benefit ratio of most of these treatments remains unclear.

Ivermectin has held an excellent safety record in humans as an antiparasitic agent for over three decades²⁴. Apart from its established activity against several parasites, Ivermectin has demonstrated antiviral activity against many RNA and DNA viruses in vivo and against a few in vitro by targeting specific proteins²⁵. One such plausible mechanism against RNA viruses is the inhibition of importin (IMP) α/β Integrase, thus blocking viral entry into the nucleus and the ensuing suppression of the cell's anti-viral response²⁵⁻²⁸. Moreover, it exhibited anti-bacterial, anti-inflammatory, and anti-cancer effects^{24,29,30}. An Australian study demonstrated the effectiveness of Ivermectin in inhibiting SARS-COV2 in-vitro³¹. Subsequently, several Ivermectin-based clinical trials and observational studies conducted globally showed mostly positive results³²⁻³⁵. Some countries have incorporated this therapy in their COVID-19 guidelines³⁶⁻³⁹. Only a month after this authorization, Peru witnessed a record drop of 25% in COVID-19 related mortality⁴⁰.

Dr. Satoshi Ōmura, who was among the scientists that won the Nobel prize for the discovery of Ivermectin, highlighted the need to develop a drug that arrests the early stage of

viral replication in COVID-19⁴¹. Repurposing Ivermectin, a low-cost drug may help bypass the time and funds needed to develop and test novel therapies. The lack of robust evidence has been a major hindrance in the large-scale approval of Ivermectin. The available studies are methodologically diverse and mostly under-powered while few report conflicting results. Therefore, we intend to systematically review the latest literature and plan to perform a meta-analysis to overcome some of the individual study biases.

Methods:

Search Method and strategy

We conducted a comprehensive literature search for studies mentioning the use of Ivermectin in COVID-19 from February 1, 2020 till March 27, 2021 (Figure 1). We screened all titles and abstracts identified by preliminary search for eligible studies and manually searched references of included articles for additional studies. Then we analyzed full-text manuscripts of included studies according to the protocol of Systematic Review and Meta-Analysis (PRISMA) guidelines.

Eligibility Criteria

We included studies reporting outcomes of mortality, ICU admission, mechanical ventilation, and adverse-effects with Ivermectin treatment against COVID-19. We excluded studies focusing on pregnant females, in- vitro studies, meta-analyses, case reports and case series <5 patients.

Study selection and data extraction

The extracted data was tabularized in Microsoft Excel with following parameters: author, country of study, study design, number of patients, Ivermectin regimen, concomitant treatment,

efficacy outcomes and adverse effects. The included data was checked for accuracy by all authors and disagreements were resolved through consensus and after input from a third reviewer. IRB approval was exempted because data was extracted from publicly available studies. We also analyzed raw data files of studies by Cadegiani⁴² and Lima-Morales et al⁴³ for cases receiving Ivermectin; and Niaee et al⁴⁴ for clinical severity data. In Cadegiani et al's study⁴², we considered 'CG1' as control group because only this sample was demographically comparable to the treatment group. Bernigaud et al.'s study⁴⁵ was excluded because the methodology and outcomes were poorly described. Additionally, we compiled all ongoing clinical trials on Ivermectin from clinicaltrials.gov (e-table 8).

Outcomes

The primary outcome was defined as mortality benefit with Ivermectin therapy in COVID-19 and need for ICU admission. The secondary outcomes were need for mechanical ventilation and adverse effects of Ivermectin.

Statistical analysis

Primary and Secondary outcomes were quantitatively analyzed by Review Manager (RevMan) Version 5.4 for windows⁴⁶ and Comprehensive Meta-Analysis software package (Biostat, Englewood, NJ, USA)⁴⁷ was used for qualitative-analysis. Random-effects model was used for both⁴⁸. Raw data for outcomes and non-events from each study were used to calculate crude odds ratio (OR) with 95% confidence intervals (CI) for each study. The Cochrane Q and I^2 statistics were calculated to assess heterogeneity between studies⁴⁸. $I^2 < 25\%$ were interpreted as low-level heterogeneity⁴⁸. We performed subgroup analysis by study design to decrease inherent selection bias in observational studies⁴⁸. Probability of publication bias was assessed with funnel plot using Egger's tests⁴⁸ (e-figure 14-19). If there was statistical heterogeneity in results, further

sensitivity analysis was conducted to determine the source of heterogeneity by excluding each study. After significant heterogeneity was excluded, random-effects model was used for meta-analysis. P-value <0.05 (2-sided) was considered statistically significant⁴⁸.

Risk of Bias and Quality assessment

Clinical trials were evaluated using Cochrane risk of bias tool⁴⁹ (e-table 2) and correlation of quality measures with estimates of treatment effects in meta-analyses of randomized controlled trials tool⁵⁰ (e-table 3) was used for quality assessment. We used NIH quality assessment Tool for case series⁵¹ (e-table 4), case-control (e-table 5), or cohort studies (e-table 6). NIH quality assessment tools were based on quality assessment methods, concepts, and other tools developed by researchers in the Agency for Healthcare Research and Quality (AHRQ), Cochrane Collaboration, USPSTF, Scottish Intercollegiate Guidelines Network, and National Health Service Centre for Reviews and Dissemination, consulting epidemiologists and evidence-based medicine experts, with adaptations by methodologists and NHLBI staff. We assessed the certainty of evidence by using GRADE pro profiler⁵² (GRADE working group, McMaster University and Evidence Prime Inc) at the outcome level (e-table 7).

Results

Study Characteristics

A total of 15002 patients from 38 articles^{32-35,42-44,53-83} (Ivermectin n=6669, No Ivermectin n=8333) were included in qualitative analysis, 11291 patients from 30 studies (Ivermectin n=2996, No Ivermectin n=8295) were included in quantitative synthesis (e-table 1, Figure 1). Out of 24 trials, 19 were true RCTs (e-table 1, Figure 1). The remaining 14 studies were observational and included 6 case-series (e-table 1, Figure 1). Out of 38, 16 articles were

available as preprints and clinicaltrials.gov was used for data extraction for 2 trials^{76,84} (e-table 1, Figure 1). We only included the patients treated therapeutically in the study by Elgazzar et al⁶⁴. Due to absence of informed consent, blinding and randomization, we considered Veerapaneni et al's⁸³ study as case control study.

Primary Outcomes

Mortality

Meta-analysis

Overall

Total 22 studies reported mortality rate in patients receiving Ivermectin (252/2778) vs no-Ivermectin therapy (1265/8038). The odds of mortality in the Ivermectin group were significantly lower compared to control group (OR 0.39, 95% CI 0.22-0.70, $p=0.002$; $I^2=81\%$) (Figure 2A) but evidence was graded very low. In sensitivity analysis, we observed similar mortality benefit with moderate heterogeneity after excluding study by Soto-Becerra et al⁸² (OR 0.36, 95% CI 0.22-0.58, $p<0.001$; $I^2=56\%$) (Figure 2B).

Subgroup analysis by study design

Subgroup: Clinical trials

We performed subgroup analysis of 15 clinical trials (RCTs N=12, Non-RCTs N=3) and observed similar mortality benefit (OR 0.32, 95% CI 0.15-0.65, $p=0.002$; $I^2=65\%$) (Figure 3A) but evidence was graded very low. On excluding Galan et al⁶⁶ for sensitivity analysis, benefit observed was more solid with moderate heterogeneity (OR 0.26, 95% CI 0.13-0.50, $p<0.001$; $I^2=46\%$) (e-figure 1)

Subgroup: RCTs

We analyzed clinical severity-based data in 12 RCTs. The odds of mortality were lowered with Ivermectin in the overall group, with moderate heterogeneity (OR 0.33, 95% CI 0.15-0.72, $p=0.005$; $I^2=53\%$). Similar benefit was observed in the mild/moderate subgroup (OR 0.10, 95% CI 0.03-0.33, $p=0.002$; $I^2=0\%$). However, mortality benefit was not statistically significant in the severe/critical subgroup (OR 0.53, 95% CI 0.23-1.23, $p=0.14$; $I^2=57\%$ (Figure 3B). Certainty of evidence was moderate overall; however, it was high in mild/moderate and moderate in severe/critical subgroup. Therefore, in mild/moderate COVID-19 patients, Ivermectin could be used for reducing mortality.

In sensitivity analysis, after excluding Elgazzar et al⁶⁴ from the severe/critical subgroup, odds of mortality increased in the total group, with moderate heterogeneity (OR 0.43, 95% CI 0.21-0.90, $p=0.02$; $I^2=39\%$). The odds increased in the severe/critical subgroup, with no heterogeneity (OR 0.84, 95% CI 0.49-1.43, $p=0.53$; $I^2=0\%$), but remained statistically insignificant (e-figure 2).

Observational studies

Mortality benefit was not statistically significant in subgroup of 7 observational studies (OR 0.61, 95% CI 0.30-1.22, $p=0.16$; $I^2=74\%$) (Figure 3C) and evidence was graded very low. On excluding Soto-Becerra et al⁸² in sensitivity analysis, we observed statistically significant mortality benefit (OR 0.51, 95% CI 0.34- 0.77, $p=0.001$; $I^2=0\%$) (e-figure 3).

Subgroup analysis for hospitalized patients

Overall

Subgroup analysis for hospitalized patients (studies N=15) showed mortality benefit with high heterogeneity (OR 0.48, 95% CI 0.28-0.83, $p=0.009$; $I^2=75\%$) (e-figure 4). After excluding Soto-Becerra et al⁸² in sensitivity analysis, we observed similar benefit with acceptable heterogeneity (OR 0.43, 95% CI 0.26-0.71, $p<0.01$; $I^2=48\%$) (e-figure 5).

Subgroup: Inpatient RCTs

Analysis of RCTs (N=8) with only hospitalized patients showed similar mortality benefit (OR 0.36, 95% CI 0.15-0.87, $p=0.02$; $I^2=67\%$) (e-figure 6). Evidence was graded moderate. After excluding Galan et al⁶⁶ in sensitivity analysis, mortality benefit with moderate heterogeneity was seen (OR 0.28, 95% CI 0.11-0.73, $p=0.009$; $I^2=59\%$) (e-figure 7).

Subgroup: Inpatient Observational studies

Mortality benefit was also seen in 6 observational studies with only hospitalized patients, with high heterogeneity (OR 0.63, 95% CI 0.31-1.29, $p=0.21$; $I^2=77\%$) (e-figure 8). Evidence was graded very low. In sensitivity analysis, after excluding Soto-Becerra et al⁸² significant mortality benefit was seen with low heterogeneity (OR 0.51, 95% CI 0.32-0.81, $p=0.005$; $I^2=10\%$) (e-figure 9).

Qualitative Analysis for mortality

Pooled analysis of 28 studies out of 38 studies, yielded a rate of 3.5%, 95% CI 1.8-6.6; $I^2=95.1\%$ (e-figure 10).

Need for ICU admission

Meta-analysis

In 5 studies (out of 30), 27/263 in the Ivermectin arm, 52/322 in the control arm needed ICU admission. Benefit with Ivermectin was not statistically significant (OR 0.48, 95% CI 0.17-1.37, $p=0.17$; $I^2=59\%$) (Figure 4A). Evidence was graded very low. In sensitivity analysis, after excluding Galan et al⁶⁶ we observed statistically significant benefit (OR 0.32, 95% CI 0.11-0.92, $p=0.03$; $I^2=27\%$) (Figure 4B). Based on low grading of evidence and observed low-moderate heterogeneity in analysis, Ivermectin may be helpful in decreasing need for ICU admission. Further validation with well-designed pragmatic platform trials is needed.

Qualitative Analysis

Pooled ICU admission rate obtained from 8 studies (out of 38) was 5.4%, 95% CI 1.9-14.7; $I^2=91.9\%$ (e-figure 11).

Secondary Outcomes

Need for Mechanical Ventilation

Meta-analysis

Overall, 9 studies documented the need for mechanical ventilation. 62/995 patients receiving Ivermectin and 81/787 patients in the control arm required mechanical ventilation. The benefit of Ivermectin was statistically insignificant (OR=0.64, 95% CI 0.40-1.04, $p=0.07$; $I^2=17\%$) (Figure 4C). Evidence was graded very low. On excluding Galan et al⁶⁶ in sensitivity analysis, benefit observed was statistically significant with low heterogeneity (OR 0.55, 95% CI 0.33-0.93, $p=0.03$; $I^2=9\%$) (Figure 4D). Although the evidence was low, Ivermectin may confer

significant protection against the need for mechanical ventilation. Hence, we would suggest considering Ivermectin with bedside clinician's judgement.

Qualitative Analysis

The rate of need for mechanical ventilation based on 10 studies (out of 38) was 4.4%, 95% CI 1.6-11.1; $I^2=88.8\%$ (e-figure 12).

Adverse events

Meta-analysis

A total of 17 studies reported data for rate of adverse-events in the Ivermectin-arm (245/973) vs control group (234/945). We did not find an association between Ivermectin and rate of adverse events as compared to controls (OR 0.92, 95% CI 0.64- 1.33, $p=0.67$; $I^2=14\%$). (Figure 5A) but evidence was graded very low. In sensitivity Analysis, after excluding Mahmud et al⁷⁶ incidence of adverse effects with Ivermectin was similar to that of the control group but was not conclusive (OR 0.85, 95% CI 0.62-1.16, $p=0.31$; $I^2=0\%$) (Figure 5B).

Qualitative Analysis

A total of 28 studies (out of 38) yielded a pooled rate of 8.1%, 95% CI 4.2-14.8; $I^2=93.5\%$ (e-figure 13).

Discussion

Our meta-analysis suggests that Ivermectin may improve survival in COVID-19 patients and reduce the need for admission to the ICU and mechanical ventilation. However, its relation to the incidence of adverse effects is inconclusive. Further, our qualitative analysis indicates that Ivermectin treatment is linked to lower death rate and better clinical outcomes with a low

incidence of adverse effects. The inherent methodological limitations and risk of bias conferred variable evidence grading in the findings in various patient outcomes.

Mortality

Our findings are corroborated by other meta-analyses done by Padhy⁸⁵ (studies N=3), Hill⁸⁶ (studies N=6), Lawrie⁸⁷ (studies N=5), Nardelli⁸⁸ (studies N=7), Kow⁸⁹ (studies N=6), Bryant et al⁹⁰ (studies N=13) and the BIRD group⁹¹ (studies N=13) which found Ivermectin to be conclusively linked to lower mortality when compared to usual treatment. A network meta-analysis⁹² (studies N=2) reported that Ivermectin was linked to lower mortality with a very close statistical significance. Casteneda-Sabogal et al's meta-analysis⁹³ (studies N=6) found no conclusive association of Ivermectin with reduced mortality. Of note, the above two studies reported low or very low certainty of evidence^{92,93}. Our sample size exceeds (studies N=22) that of all the aforementioned studies.

Our pooled analysis resulting in a low mortality rate of 3.5% with use of Ivermectin reiterates its positive impact in lowering mortality in COVID-19 patients. For a valid comparison, it is important to factor in the time window during which the individual studies were conducted. Most studies recorded their data in the II&III quarter of 2020 when mortality rates with various treatments were often higher in respective countries⁹⁴.

Need for ICU admission and Mechanical Ventilation

Due to the small number of studies and their small individual sample size, benefit with Ivermectin in reducing ICU admissions or mechanical ventilation cannot be concluded with confidence. In our pooled analysis, we observed significantly lower rates for ICU admission (5.43%) and mechanical ventilation (4.36%) in Ivermectin-treated patients when compared to

other treatments⁹⁵⁻⁹⁷. It must be noted that our pooled analysis mostly included mild/moderate patients, which may skew the results in favor of Ivermectin.

Adverse events

Our analysis for adverse events was inconclusive. We noticed that most adverse events were non-serious: nausea, vomiting, abdominal pain, diarrhea, pruritus, lethargy, vertigo, tingling, numbness, anxiety, mild hyperglycemia etc. Yet, very few patients reported serious events like organizing pneumonia, hyponatremia, erosive esophagitis, infections/infestations. Erosive esophagitis was attributed to concomitant use of Doxycycline⁷⁶; hyponatremia⁷⁴ was likely from SIADH-a rare COVID-19 complication⁹⁸. Only Lopez-Medina et al⁷⁵, that used a high Ivermectin dose of 1500ug/Kg over 5 days, reported drug discontinuation due to adverse-reactions. Given the non-serious nature of most adverse-reactions, and a low pooled rate of 8.1% in comparison to other available treatments^{23,99,100}, we suggest that Ivermectin was generally well tolerated.

Strengths

To our knowledge, this is the largest patient sample size for a systematic review and meta-analysis on the use of Ivermectin for COVID-19. This study integrates data of approximately 15,000 patients from 38 studies conducted globally. Additionally, we obtained robust evidence by conducting various subgroup analyses. For a stronger empirical evidence of Ivermectin's efficacy, we excluded studies which did not meet the rigor of true RCTs in the 'RCTs' subgroup for a 'high' rated level of evidence as per the GRADEpro tool⁵². The GRADE framework is known to be the most widely used assessment to rate quality of evidence⁵². Sensitivity analyses were performed when results were statistically weak. Moreover, we performed qualitative analyses to incorporate data from uncontrolled studies.

Limitations

Our results are to be interpreted carefully bearing in mind that we included several non-peer-reviewed articles to obtain the latest data. We cannot preclude the possibility of unreported biases and confounders that could have been recognized by a peer-review process. Furthermore, there was significant heterogeneity in treatment protocols used for dosage, duration, route of administration in interventional and control group. Our analyses may not have accounted for confounding by concomitant therapy. Patient demographics and outcome measures varied among different studies. Few studies documented the inclusion of patients <18 years of age. However, the mean/median, dispersion values consistently suggested a predominantly adult population. The clinical classification for severity was inconsistent across the included studies. Most studies were conducted on patients with mild /moderate presentation, which limits the generalizability of our results. There was insufficient data regarding the time of treatment in the course of the disease, hence inferences could not be made in that regard. We could not confirm adequate control-matching in some observational studies. We advise discretion in interpretation of our results for adverse-event rate since most of the reported adverse-effects could not be measured objectively by investigators. Because most of the studies were conducted in developing nations, not everyone underwent RT-PCR testing owing to limited resources; clinical diagnosis was used instead. Even though RT-PCR is the gold standard for diagnosis, it is subject to its limitations. By virtue of its design, we postulate that this meta-analysis formulated with a random-effects model may have addressed some of the heterogeneity stemming from the above factors. Lastly, we must acknowledge the subjective nature of the GRADE tool used to evaluate the level of evidence⁵².

Current status of Ivermectin

In February 2021, the NIH withdrew its recommendation against using Ivermectin for COVID-19¹⁰¹. Around the same time, WHO shared that they will thoroughly evaluate the available and upcoming evidence on Ivermectin before announcing any change in guidelines¹⁰². As of March 5, 2021, the FDA has warned people against using Ivermectin for COVID-19¹⁰³, specifically against self-medicating with veterinary Ivermectin formulations^{103,104}. They are yet to review the evidence but have initiated a preliminary research. Recently, the EMA (European Medicines Agency) stated that Ivermectin cannot be recommended for the prevention or treatment of COVID-19 outside clinical trials¹⁰⁵.

Conclusion

In summary, Ivermectin may have a role as an adjuvant treatment in decreasing mortality in mildly/moderately ill COVID-19 patients. Also, lower odds of ICU admissions and use of mechanical ventilation with Ivermectin use were noted but with very low evidence. The association with adverse events was inconclusive. Using well-designed larger observational studies^{106,107} and clinical trials, we need to investigate Ivermectin's ideal dosage and timing in the disease course, drug interactions and possible synergistic drug combinations to achieve maximum benefit. We propose pragmatic practice embedded platform trials¹⁰⁸ to test this and other re-purposed and novel therapies specifically in severe COVID-19 patients and other critically ill patients.

References

1. Cucinotta D, Vanelli M. WHO Declares COVID-19 a Pandemic. *Acta Biomed.* 2020;91(1):157-160.
2. Dong E, Du H, Gardner L. An interactive web-based dashboard to track COVID-19 in real time. *Lancet Infect Dis.* 2020;20(5):533-534.
3. Domecq JP, Lal A, Sheldrick CR, Kumar VK, Boman K, Bolesta S, Bansal V, et al. Outcomes of Patients With Coronavirus Disease 2019 Receiving Organ Support Therapies: The International Viral Infection and Respiratory Illness Universal Study Registry. *Critical Care Medicine.* 9000;Online First.
4. Bansal V, Singh R, Bhurwal A, Rathore S, Kashyap R. 117: Obesity Is a Risk Factor for Increased COVID-19 Severity: A Systemic Review and Meta-Regression. *Critical Care Medicine.*49(1):43.
5. Menon T, Gandhi SAQ, Tariq W, Sharma R, Sardar S, Arshad AM, Adhikari R, et al. Impact of Chronic Kidney Disease on Severity and Mortality in COVID-19 Patients: A Systematic Review and Meta-analysis. *Cureus.* 2021;13(4).
6. Menon T, Sharma R, Kataria S, Sardar S, Adhikari R, Tousif S, Khan H, et al. The Association of Acute Kidney Injury With Disease Severity and Mortality in COVID-19: A Systematic Review and Meta-Analysis. *Cureus.* 2021;13(3).
7. Singh R, Shiza ST, Saadat R, Dawe M, Rehman U. Association of Guillain-Barre Syndrome With COVID-19: A Case Report and Literature Review. *Cureus.* 2021;13(3):e13828.
8. Menon T, Sharma R, Earthineni G, Iftikhar H, Sondhi M, Shams S, Khurshid Ahmed N, et al. Association of Gastrointestinal System With Severity and Mortality of COVID-19: A Systematic Review and Meta-Analysis. *Cureus.* 2021;13(2):e13317.
9. Razonable RR, Pennington KM, Meehan AM, Wilson JW, Froemming AT, Bennett CE, Marshall AL, et al. A Collaborative Multidisciplinary Approach to the Management of Coronavirus Disease 2019 in the Hospital Setting. *Mayo Clin Proc.* 2020;95(7):1467-1481.
10. Rathore SS, Rojas GA, Sondhi M, Pothuru S, Pydi R, Kancharla N, Singh R, et al. *Myocarditis associated with Covid-19 disease: a systematic review of published Case reports and Case series.* Preprints; 2021/02/01/ 2021.
11. Sheraton M, Deo N, Kashyap R, Surani S. A Review of Neurological Complications of COVID-19. *Cureus.* 2020;12(5):e8192.
12. Khan H, Sabzposh H, Deshpande S, Kashyap R. Pregnancy during COVID-19 pandemic–Maternal and neonatal outcomes: A concise review. *International Journal of Academic Medicine.* 2020;6(4):287.
13. Shah K, Mann S, Singh R, Bangar R, Kulkarni R. Impact of COVID-19 on the Mental Health of Children and Adolescents. *Cureus.* 2020;12(8):e10051.
14. Sheraton M, Deo N, Dutt T, Surani S, Hall-Flavin D, Kashyap R. Psychological effects of the COVID 19 pandemic on healthcare workers globally: A systematic review. *Psychiatry Res.* 2020;292:113360.
15. Singh R, Kashyap R, Hutton A, Sharma M, Surani S. A Review of Cardiac Complications in Coronavirus Disease 2019. *Cureus.* 2020;12(5):e8034.

16. Bhalala U, Gist K, Tripathi S, Chiotos K, Dapul H, Gharpure V, Bansal V, et al. 145: Pediatric COVID-19: A Report From Viral Infection and Respiratory Illness Universal Study (VIRUS). *Critical Care Medicine*.49(1):58.
17. Tripathi S, Gist K, Chiotos K, Dapul H, Gharpure V, Bansal V, Kumar V, et al. 61: Risk Factors for Severe COVID-19 Illness in Children: Analysis of the VIRUS: COVID-19 Registry. *Critical Care Medicine*.49(1):32.
18. Md Insiat Islam R. Current Drugs with Potential for Treatment of COVID-19: A Literature Review. *J Pharm Pharm Sci*. 2020;23(1):58-64.
19. Gilzad-Kohan H, Jamali F. Anti-Inflammatory Properties of Drugs Used to Control COVID-19 and their Effects on the Renin-Angiotensin System and Angiotensin-Converting Enzyme-2. *J Pharm Pharm Sci*. 2020;23:259-277.
20. Bansal V, Mahapure KS, Mehra I, Bhurwal A, Tekin A, Singh R, Gupta I, et al. Mortality Benefit of Convalescent Plasma in COVID-19: A Systematic Review and Meta-Analysis. *Frontiers in Medicine*. 2021;8:250.
21. Singh R, Rathore SS, Khan H, Bhurwal A, Sheraton M, Ghosh P, Anand S, et al. Mortality and Severity in COVID-19 Patients on ACEIs & ARBs-A Meta-Regression Analysis. *medRxiv*. 2021.
22. Mahmud S, Nagraj S, Karia R, Karale S, Akku R, Mehra I, Joshi A, et al. 140: Efficacy and Safety of Tocilizumab in Hospitalized COVID-19 Patients: A Systematic Review. *Critical Care Medicine*. 2021;49(1):55.
23. Bansal V, Mahapure KS, Bhurwal A, Gupta I, Hassanain S, Makadia J, Madas N, et al. Mortality Benefit of Remdesivir in COVID-19: A Systematic Review and Meta-Analysis. *Front Med (Lausanne)*. 2020;7:606429.
24. Crump A. Ivermectin: enigmatic multifaceted 'wonder' drug continues to surprise and exceed expectations. *J Antibiot (Tokyo)*. 2017;70(5):495-505.
25. Sharun K, Dhama K, Patel SK, Pathak M, Tiwari R, Singh BR, Sah R, et al. Ivermectin, a new candidate therapeutic against SARS-CoV-2/COVID-19. *Ann Clin Microbiol Antimicrob*. 2020;19(1):23.
26. Lundberg L, Pinkham C, Baer A, Amaya M, Narayanan A, Wagstaff KM, Jans DA, et al. Nuclear import and export inhibitors alter capsid protein distribution in mammalian cells and reduce Venezuelan Equine Encephalitis Virus replication. *Antiviral Res*. 2013;100(3):662-672.
27. Tay MY, Fraser JE, Chan WK, Moreland NJ, Rathore AP, Wang C, Vasudevan SG, et al. Nuclear localization of dengue virus (DENV) 1-4 non-structural protein 5; protection against all 4 DENV serotypes by the inhibitor Ivermectin. *Antiviral Res*. 2013;99(3):301-306.
28. Wagstaff KM, Sivakumaran H, Heaton SM, Harrich D, Jans DA. Ivermectin is a specific inhibitor of importin α/β -mediated nuclear import able to inhibit replication of HIV-1 and dengue virus. *Biochem J*. 2012;443(3):851-856.
29. DiNicolantonio JJ, Barroso J, McCarty M. Ivermectin may be a clinically useful anti-inflammatory agent for late-stage COVID-19. *Open Heart*. 2020;7(2).
30. Zhang X, Song Y, Ci X, An N, Ju Y, Li H, Wang X, et al. Ivermectin inhibits LPS-induced production of inflammatory cytokines and improves LPS-induced survival in mice. *Inflamm Res*. 2008;57(11):524-529.

31. Caly L, Druce JD, Catton MG, Jans DA, Wagstaff KM. The FDA-approved drug ivermectin inhibits the replication of SARS-CoV-2 in vitro. *Antiviral Res.* 2020;178:104787.
32. Gorial FI, Mashhadani S, Sayaly HM, Dakhil BD, AlMashhadani MM, Aljabory AM, Abbas HM, et al. Effectiveness of Ivermectin as add-on Therapy in COVID-19 Management (Pilot Trial). *medRxiv.* 2020:2020.2007.2007.20145979.
33. Rajter JC, Sherman MS, Fatteh N, Vogel F, Sacks J, Rajter JJ. Use of Ivermectin Is Associated With Lower Mortality in Hospitalized Patients With Coronavirus Disease 2019: The Ivermectin in COVID Nineteen Study. *Chest.* 2021;159(1):85-92.
34. Bhattacharya R, Ray I, Mukherjee R, Chowdhury S, Kulshrestha M, Ghosh R. Observational Study on Clinical Features, Treatment and Outcome of COVID 19 in a tertiary care Centre in India- a retrospective case series. *IJSR.* 2020;9(10):1-3.
35. Chowdhury ATMM, Shahbaz M, Karim MR, Islam J, Dan G, He S. A Comparative Study on Ivermectin-Doxycycline and Hydroxychloroquine-Azithromycin Therapy on COVID-19 Patients. *EJMO.* 2021;5(1):63-70.
36. Mega ER. Latin America's embrace of an unproven COVID treatment is hindering drug trials. *Nature.* 2020;586(7830):481-482.
37. Trial Site Staff. Beyond The Roundup | First EU Nation To Approve Ivermectin For Covid-19. <https://trialsitenews.com/beyond-the-roundup-first-eu-nation-to-approve-ivermectin-for-covid-19/>. Published January 30, 2021. Accessed 02.14.2021.
38. Nayar S, Khanna P, Anand P, Soni NK, Tyagi N, Dubey Y, Patanwar S, et al. Ivermectin in Covid-19: Review of the Current Evidence. *The Indian Practitioner.* 2021;74(3):27-33.
39. AIIMS/ ICMR-COVID-19 National Task Force/Joint Monitoring Group (Dte.GHS). CLINICAL GUIDANCE FOR MANAGEMENT OF ADULT COVID-19 PATIENTS. Ministry of Health & Family Welfare, Government of India. <https://www.mohfw.gov.in/pdf/COVID19ManagementAlgorithm22042021v1.pdf>. Published 2021. Updated 04/22/2021. Accessed 04/25/2021.
40. Chamie-Quintero JJ, Hibberd J, Scheim D. Sharp reductions in COVID-19 case fatalities and excess deaths in Peru in close time conjunction, state-by-state, with ivermectin treatments. *State-By-State, with Ivermectin Treatments (January 12, 2021).* 2021.
41. Yagisawa M, Foster PJ, Hanaki H, Ōmura S. Global trends in clinical studies of ivermectin in COVID-19. *THE JAPANESE JOURNAL OF ANTIBIOTICS.* 2021;74:1.
42. Cadejani FA, Goren A, Wambier CG, McCoy J. Early COVID-19 Therapy with Azithromycin Plus Nitazoxanide, Ivermectin or Hydroxychloroquine in Outpatient Settings Significantly Reduced Symptoms Compared to Known Outcomes in Untreated Patients. *medRxiv.* 2020.
43. Lima-Morales R, Mendez-Hernandez P, Flores YN, Osorno-Romero P, Cuecuecha-Rugiero E, Nava-Zamora A, Hernandez-Galdamez DR, et al. Effectiveness of a multidrug therapy consisting of Ivermectin, Azithromycin, Montelukast, and Acetylsalicylic acid to prevent hospitalization and death among ambulatory COVID-19 cases in Tlaxcala, Mexico. *Int J Infect Dis.* 2021;105:598-605.
44. Niaee MS, Gheibi N, Namdar P, Allami A, Zolghadr L, Javadi A, Karampour A, et al. Ivermectin as an adjunct treatment for hospitalized adult COVID-19 patients: A randomized multi-center clinical trial. *Research Square.* 2020.

45. Bernigaud C, Guillemot D, Ahmed-Belkacem A, Grimaldi-Bensouda L, Lespine A, Berry F, Softic L, et al. Oral ivermectin for a scabies outbreak in a long-term-care facility: Potential value in preventing COVID-19 and associated mortality? *Br J Dermatol*. 2021.
46. The Cochrane Collaboration. Review Manager (RevMan) [Computer program]. Version 5.4 for Windows. Oxford, England: The Cochrane Collaboration. <https://training.cochrane.org/online-learning/core-software-cochrane-reviews/revman/revman-5-download>. Published 2020. Accessed 01/31/2021.
47. Borenstein M, Hedges L, Higgins J, Rothstein H. Comprehensive Meta-Analysis Version 3. Biostat, Englewood, NJ 2013. <https://www.meta-analysis.com/index.php?cart=BBFA4702757>. Published 2013. Accessed 01/31/2021.
48. Higgins JPT, Thomas J, Chandler J, Cumpston M, Li T, Page MJ, Welch VA. *Cochrane handbook for systematic reviews of interventions*. John Wiley & Sons; 2019. Available from:
49. Higgins JP, Altman DG, Gotzsche PC, Juni P, Moher D, Oxman AD, Savovic J, et al. The Cochrane Collaboration's tool for assessing risk of bias in randomised trials. *BMJ*. 2011;343:d5928.
50. Balk EM, Bonis PA, Moskowitz H, Schmid CH, Ioannidis JP, Wang C, Lau J. Correlation of quality measures with estimates of treatment effect in meta-analyses of randomized controlled trials. *Jama*. 2002;287(22):2973-2982.
51. National Heart L, and Blood Institute,. Development and Use of Study Quality Assessment Tools. <https://www.nhlbi.nih.gov/health-topics/study-quality-assessment-tools>. Updated 04/14/2021. Accessed 04/14/2021, 2020.
52. Schünemann H, Brożek J, Guyatt G, Oxman A. Handbook for grading the quality of evidence and the strength of recommendations using the GRADE approach. *Updated October*. 2013;2013.
53. Afsar N, Ghauri MI, Abbas M, Mukarram MS, Peracha MY, Ishaq K. Ivermectin Use Associated with Reduced Duration of COVID-19 Febrile Illness in a Community Setting. *Available at SSRN 3734478*. 2020.
54. Ahmed S, Karim MM, Ross AG, Hossain MS, Clemens JD, Sumiya MK, Phru CS, et al. A five-day course of ivermectin for the treatment of COVID-19 may reduce the duration of illness. *Int J Infect Dis*. 2021;103:214-216.
55. Alam MT, Murshed R, Bhiuyan E, Saber S, Alam RF, Robin RC. A case series of 100 COVID-19 positive patients treated with combination of ivermectin and doxycycline. *Journal of Bangladesh College of Physicians and Surgeons*. 2020;38(0):10-15.
56. Babalola OE, Bode CO, Ajayi AA, Alakaloko FM, Akase IE, Otrfanowei E, Salu OB, et al. Ivermectin shows clinical benefits in mild to moderate COVID19: A randomised controlled double-blind, dose-response study in Lagos. *Qjm*. 2021.
57. Budhiraja S, Soni A, Jha V, Indrayan A, Dewan A, Singh O, Singh YP, et al. Clinical Profile of First 1000 COVID-19 Cases Admitted at Tertiary Care Hospitals and the Correlates of their Mortality: An Indian Experience. *medRxiv*. 2020:2020.2011.2016.20232223.
58. Bukhari KHS, Asghar A, Perveen N, Hayat A, Mangat SA, Butt KR, Abdullah M, et al. Efficacy of Ivermectin in COVID-19 Patients with Mild to Moderate Disease. *medRxiv*. 2021:2021.2002.2002.21250840.

59. Camprubi D, Almuedo-Riera A, Marti-Soler H, Soriano A, Hurtado JC, Subira C, Grau-Pujol B, et al. Lack of efficacy of standard doses of ivermectin in severe COVID-19 patients. *PLoS One*. 2020;15(11):e0242184.
60. Carvallo H, Roberto H, Eugenia FM. Safety and Efficacy of the combined use of ivermectin, dexamethasone, enoxaparin and aspirin against COVID-19. *medRxiv*. 2020:2020.2009.2010.20191619.
61. Chaccour C, Casellas A, Blanco-Di Matteo A, Pineda I, Fernandez-Montero A, Ruiz-Castillo P, Richardson MA, et al. The effect of early treatment with ivermectin on viral load, symptoms and humoral response in patients with non-severe COVID-19: A pilot, double-blind, placebo-controlled, randomized clinical trial. *EClinicalMedicine*. 2021:100720.
62. Chachar AZK, Khan KA, Asif M, Tanveer K, Khaqan A, Basri R. Effectiveness of Ivermectin in SARS-CoV-2/COVID-19 Patients. *International Journal of Sciences*. 2020;9(09):31-35.
63. Elalfy H, Besheer T, El-Mesery A, El-Gilany AH, Soliman MA, Alhawarey A, Alegezy M, et al. Effect of a combination of nitazoxanide, ribavirin, and ivermectin plus zinc supplement (MANS.NRIZ study) on the clearance of mild COVID-19. *J Med Virol*. 2021;93(5):3176-3183.
64. Elgazzar A, Hany B, Youssef SA, Hafez M, Moussa H, eltaweel A. Efficacy and Safety of Ivermectin for Treatment and prophylaxis of COVID-19 Pandemic. *Research Square*. 2020.
65. Espitia-Hernandez G, Munguia L, Diaz-Chiguer D, López-Elizalde R, Jimenez-Ponce F. Effects of Ivermectin-azithromycin-cholecalciferol combined therapy on COVID-19 infected patients: A proof of concept study. *Biomedical Research*. 2020;31(5):129-133.
66. Galan LEB, Santos NMD, Asato MS, Araujo JV, de Lima Moreira A, Araujo AMM, Paiva ADP, et al. Phase 2 randomized study on chloroquine, hydroxychloroquine or ivermectin in hospitalized patients with severe manifestations of SARS-CoV-2 infection. *Pathog Glob Health*. 2021:1-8.
67. Gonzalez JLB, Gámez MG, Enciso EAM, Maldonado RJE, Palacios DH, Campos SD, Robles IO, et al. Efficacy and safety of Ivermectin and Hydroxychloroquine in patients with severe COVID-19. A randomized controlled trial. *medRxiv*. 2021.
68. Guzmán MJM, Castillo-Gonzalez A, Gonzalez JLB, Gámez MG, Enciso EAM, Robles IO, Díaz ALG, et al. Factors associated with increased mortality in critically ill COVID-19 patients in a Mexican public hospital: the other faces of health system oversaturation. *medRxiv*. 2021.
69. Hashim HA, Maulood MF, Rasheed AM, Fatak DF, Kabah KK, Abdulamir AS. Controlled randomized clinical trial on using Ivermectin with Doxycycline for treating COVID-19 patients in Baghdad, Iraq. *medRxiv*. 2020:2020.2010.2026.20219345.
70. Hussain SMA, Shuayb M, Rahman M. Outcome of ivermectin and doxycycline in cancer patients with COVID-19: A positive experience in Bangladesh. *International Journal of Molecular & Immuno Oncology*. 2021;6(1):27-29.
71. Khan MSI, Khan MSI, Debnath CR, Nath PN, Mahtab MA, Nabeka H, Matsuda S, et al. Ivermectin Treatment May Improve the Prognosis of Patients With COVID-19. *Arch Bronconeumol*. 2020;56(12):828-830.

72. Ravikirti, Roy R, Pattadar C, Raj R, Agarwal N, Biswas B, Majhi PK, et al. Ivermectin as a potential treatment for mild to moderate COVID-19 – A double blind randomized placebo-controlled trial. *medRxiv*. 2021:2021.2001.2005.21249310.
73. Kishoria N, Mathur SL, Parmar V, Kaur RJ, Agarwal H, Parihar BS, Verma S. IVERMECTIN AS ADJUVANT TO HYDROXYCHLOROQUINE IN PATIENTS RESISTANT TO STANDARD TREATMENT FOR SARS-CoV-2: RESULTS OF AN OPEN-LABEL RANDOMIZED CLINICAL STUDY. *Paripex Indian Journal of Research*. 2020;9(8):1-4.
74. Krolewiecki A, Lifschitz A, Moragas M, Travacio M, Valentini R, Alonso DF, Solari R, et al. Antiviral Effect of High-Dose Ivermectin in Adults with COVID-19: A Pilot Randomised, Controlled, Open Label, Multicentre Trial. *SSRN Electronic Journal*. 2020.
75. Lopez-Medina E, Lopez P, Hurtado IC, Davalos DM, Ramirez O, Martinez E, Diazgranados JA, et al. Effect of Ivermectin on Time to Resolution of Symptoms Among Adults With Mild COVID-19: A Randomized Clinical Trial. *Jama*. 2021;325(14):1426-1435.
76. Mahmud R. Clinical Trial of Ivermectin Plus Doxycycline for the Treatment of Confirmed Covid-19 Infection. Dhaka Medical College Bangladesh. <https://clinicaltrials.gov/ct2/show/study/NCT04523831>. Published 2020. Updated October 9, 2020. Accessed 02.14.2021.
77. Mohan A, Tiwari P, Suri T, Mittal S, Patel A, Jain A, T V, et al. Ivermectin in mild and moderate COVID-19 (RIVET-COV): a randomized, placebo-controlled trial. *Research Square*. 2021.
78. Morgenstern J, Redondo JN, De Leon A, Canela JM, Torres N, Tavares J, Minaya M, et al. The use of compassionate Ivermectin in the management of symptomatic outpatients and hospitalized patients with clinical diagnosis of COVID-19 at the Medical Center Bournigal and the Medical Center Punta Cana, Rescue Group, Dominican Republic, from may 1 to august 10, 2020. *J Clin Trials*. 2020;11(S9):1-4.
79. Núñez AC, Gutierrez T, Cervantes JML, Juarez M, Yuca GG, Murcia APR, Martínez JJ. Therapeutic Efficacy of Ivermectin as an Adjuvant in the Treatment of Patients with COVID-19. *International Journal of Innovative Science and Research Technology*. 2020;5(7):211-215.
80. Okumuş N, Demirtürk N, ÇETİNKAYA RA, GÜNER R, Avcı İY, Orhan S, Konya P, et al. Evaluation of the Effectiveness and Safety of Adding Ivermectin to Treatment in Severe COVID-19 Patients. *Research Square*. 2021(02.14.2021).
81. Pott-Junior H, Bastos Paoliello MM, Miguel AQC, da Cunha AF, de Melo Freire CC, Neves FF, da Silva de Avo LR, et al. Use of ivermectin in the treatment of Covid-19: A pilot trial. *Toxicol Rep*. 2021;8(0):505-510.
82. Soto-Becerra P, Culquichicón C, Hurtado-Roca Y, Araujo-Castillo RV. Real-world effectiveness of hydroxychloroquine, azithromycin, and ivermectin among hospitalized COVID-19 patients: results of a target trial emulation using observational data from a nationwide healthcare system in Peru. *medRxiv*. 2020.
83. Spoorthi V, Sasank S. Utility of ivermectin and doxycycline combination for the treatment of SARS-CoV2. *IAIM*. 2020;7(10):177-182.
84. Carvallo H. Ivermectin, Aspirin, Dexamethasone and Enoxaparin as Treatment of Covid 19 - Study Results - ClinicalTrials.gov.

- 638 <https://clinicaltrials.gov/ct2/show/results/NCT04425863?view=results>. Published 2020.
- 639 Updated 10/19/2020. Accessed 02/12/2021.
- 640 85. Padhy BM, Mohanty RR, Das S, Meher BR. Therapeutic potential of ivermectin as add
641 on treatment in COVID 19: A systematic review and meta-analysis. *J Pharm Pharm Sci*.
642 2020;23:462-469.
- 643 86. Hill A, Abdulamir A, Ahmed S, Asghar A, Babalola OE, Basri R, Chaccour C, et al.
644 Meta-analysis of randomized trials of ivermectin to treat SARS-CoV-2 infection.
645 *Research Square*. 2021.
- 646 87. Lawrie T. *Ivermectin reduces the risk of death from COVID-19 -a rapid review and*
647 *meta-analysis in support of the recommendation of the Front Line COVID-19 Critical*
648 *Care Alliance. (Latest version v1.2 - 6 Jan 2021)*. 2021. Available from:
- 649 88. Nardelli P, Zangrillo A, Sanchini G, Likhvantsev VV, Yavorovskiy AG, Garcia CSR,
650 Landoni G. Crying wolf in time of Corona: the strange case of ivermectin and
651 hydroxychloroquine. Is the fear of failure withholding potential life-saving treatment
652 from clinical use? *Signa Vitae*. 2021;1:2.
- 653 89. Kow CS, Merchant HA, Mustafa ZU, Hasan SS. The association between the use of
654 ivermectin and mortality in patients with COVID-19: a meta-analysis. *Pharmacol Rep*.
655 2021:1-7.
- 656 90. Bryant A, Lawrie TA, Dowswell T, Fordham E, Mitchell S, Hill S, Tham T. Ivermectin
657 for Prevention and Treatment of COVID-19 Infection: a Systematic Review and Meta-
658 analysis. *Research Square*. 2021.
- 659 91. British Ivermectin Recommendation Development. The BIRD Recommendation on the
660 Use of Ivermectin for Covid-19. [https://www.francesoir.fr/sites/francesoir/files/media-](https://www.francesoir.fr/sites/francesoir/files/media-icons/bird-proceedings-02-03-2021-v151.pdf)
661 [icons/bird-proceedings-02-03-2021-v151.pdf](https://www.francesoir.fr/sites/francesoir/files/media-icons/bird-proceedings-02-03-2021-v151.pdf). Published 2021. Accessed 04.01.2021.
- 662 92. Kim MS, An MH, Kim WJ, Hwang TH. Comparative efficacy and safety of
663 pharmacological interventions for the treatment of COVID-19: A systematic review and
664 network meta-analysis. *PLoS Med*. 2020;17(12):e1003501.
- 665 93. Castañeda-Sabogal A, Chambergo-Michilot D, Toro-Huamanchumo CJ, Silva-Rengifo
666 C, Gonzales-Zamora J, Barboza JJ. Outcomes of Ivermectin in the treatment of COVID-
667 19: a systematic review and meta-analysis. *medRxiv*. 2021:2021.2001.2026.21250420.
- 668 94. World Health Organization. WHO Coronavirus Disease (COVID-19) Dashboard. WHO.
669 <https://covid19.who.int/>. Updated 02.14.2021. Accessed 02.14.2021.
- 670 95. Abate SM, Ahmed Ali S, Mantfardo B, Basu B. Rate of Intensive Care Unit admission
671 and outcomes among patients with coronavirus: A systematic review and Meta-analysis.
672 *PLoS One*. 2020;15(7):e0235653.
- 673 96. Elsayed HH, Hassaballa AS, Ahmed TA, Gumaa M, Sharkawy HY. Variation in outcome
674 of invasive mechanical ventilation between different countries for patients with severe
675 COVID-19: a systematic review and meta-analysis. 2020.
- 676 97. Richardson S. Presenting characteristics, comorbidities, and outcomes among 5700
677 patients hospitalized with COVID-19 in the New York City area (published online ahead
678 of print, 2020 Apr 22). *Jama*.
- 679 98. Yousaf Z, Al-Shokri SD, Al-Soub H, Mohamed MFH. COVID-19-associated SIADH: a
680 clue in the times of pandemic! *Am J Physiol Endocrinol Metab*. 2020;318(6):E882-E885.
- 681 99. Beigel JH, Tomashek KM, Dodd LE, Mehta AK, Zingman BS, Kalil AC, Hohmann E, et
682 al. Remdesivir for the Treatment of Covid-19 - Final Report. *N Engl J Med*.
683 2020;383(19):1813-1826.

100. Sterne JAC, Murthy S, Diaz JV, Slutsky AS, Villar J, Angus DC, Annane D, et al. Association Between Administration of Systemic Corticosteroids and Mortality Among Critically Ill Patients With COVID-19: A Meta-analysis. *Jama*. 2020;324(13):1330-1341.
101. National Institutes of Health. Ivermectin | COVID-19 Treatment Guidelines. National Institutes of Health. <https://www.covid19treatmentguidelines.nih.gov/antiviral-therapy/ivermectin/>. Published 2020. Updated February 11, 2021. Accessed 02.14.2021.
102. Trial Site Staff. WHO's Dr. Maria Van Kerkhove: Ivermectin 'Has Shown Promising Results in Some Trials'. Trial News. <https://trialsitenews.com/whos-dr-maria-van-kerkhove-ivermectin-has-shown-promising-results-in-some-trials/>. Published 2021. Updated February 6, 2021. Accessed 02.14.2021.
103. FDA. FAQ: COVID-19 and Ivermectin Intended for Animals | FDA. FDA. <https://www.fda.gov/animal-veterinary/product-safety-information/faq-covid-19-and-ivermectin-intended-animals>. Published 2020. Updated 12/16/2020. Accessed 02.14.2021.
104. FDA. Why You Should Not Use Ivermectin to Treat or Prevent COVID-19 | FDA. <https://www.fda.gov/consumers/consumer-updates/why-you-should-not-use-ivermectin-treat-or-prevent-covid-19>. Published 2021. Updated 03.05.2021. Accessed 04.10.2021.
105. European Medicines Agency. EMA advises against use of ivermectin for the prevention or treatment of COVID-19 outside randomised clinical trials | European Medicines Agency. <https://www.ema.europa.eu/en/news/ema-advises-against-use-ivermectin-prevention-treatment-covid-19-outside-randomised-clinical-trials>. Published 2021. Updated 03.22.2021. Accessed 04.10.2021.
106. Walkey AJ, Sheldrick RC, Kashyap R, Kumar VK, Boman K, Bolesta S, Zampieri FG, et al. Guiding Principles for the Conduct of Observational Critical Care Research for Coronavirus Disease 2019 Pandemics and Beyond: The Society of Critical Care Medicine Discovery Viral Infection and Respiratory Illness Universal Study Registry. *Crit Care Med*. 2020;48(11):e1038-e1044.
107. Walkey AJ, Kumar VK, Harhay MO, Bolesta S, Bansal V, Gajic O, Kashyap R. The Viral Infection and Respiratory Illness Universal Study (VIRUS): An International Registry of Coronavirus 2019-Related Critical Illness. *Crit Care Explor*. 2020;2(4):e0113.
108. FDA. FDA experts discuss COVID-19 therapeutic clinical trials | American Medical Association. AMA Webinar Series. <https://www.ama-assn.org/delivering-care/public-health/fda-experts-discuss-covid-19-therapeutic-clinical-trials>. Updated 03/17/2021. Accessed 04/15/2021.

Figure Legends:

Figure 1: Preferred Reporting Items for Systematic Reviews and Meta-Analyses flow—

study inclusion. ICU: Intensive Care Unit, CDC: Centers for Disease Control and

Prevention, RCT: Randomized controlled trial, WHO: World Health Organization

Figure 2: Meta-analysis for Ivermectin use and overall Mortality

Figure 3: Subgroup analysis by study design for Ivermectin use and mortality

Figure 4: Meta-analysis for Ivermectin use and need for ICU admission and mechanical

ventilation

Figure 5: Meta-analysis for Ivermectin use and Adverse effects

e-figure 1: Sensitivity analysis Mortality- clinical trials (excluded Galan et al)

e-figure 2: Sensitivity analysis Mortality- RCTs (excluded Elgazzar et al)

e-figure 3: Sensitivity analysis Mortality- Observational (excluded Soto-Becerra et al)

e-figure 4: Subgroup Analysis- Inpatient overall

e-figure 5: Sensitivity Analysis- Inpatient overall (excluded Soto-Becerra et al)

e-figure 6: Subgroup Analysis- Inpatient by Study Design -RCTs

e-figure 7: Sensitivity Analysis- Inpatient RCTs (excluded Galan et al)

e-figure 8: Subgroup Analysis- Inpatient by Study Design -Observational

e-figure 9: Sensitivity Analysis- Inpatient Observational (excluded Soto-Becerra et al)

e-figure 10: Pooled Mortality overall

e-figure 11: Pooled Need for ICU admission

e-figure 12: Pooled Need for Mechanical Ventilation

e-figure 13: Pooled adverse event overall

e-figure 14: Funnel Plot overall mortality

743 **e-figure 15: Funnel Plot Mortality RCTs-Mild/Moderate COVID-19**

744 **e-figure 16: Funnel Plot Mortality RCTs-Severe COVID-19**

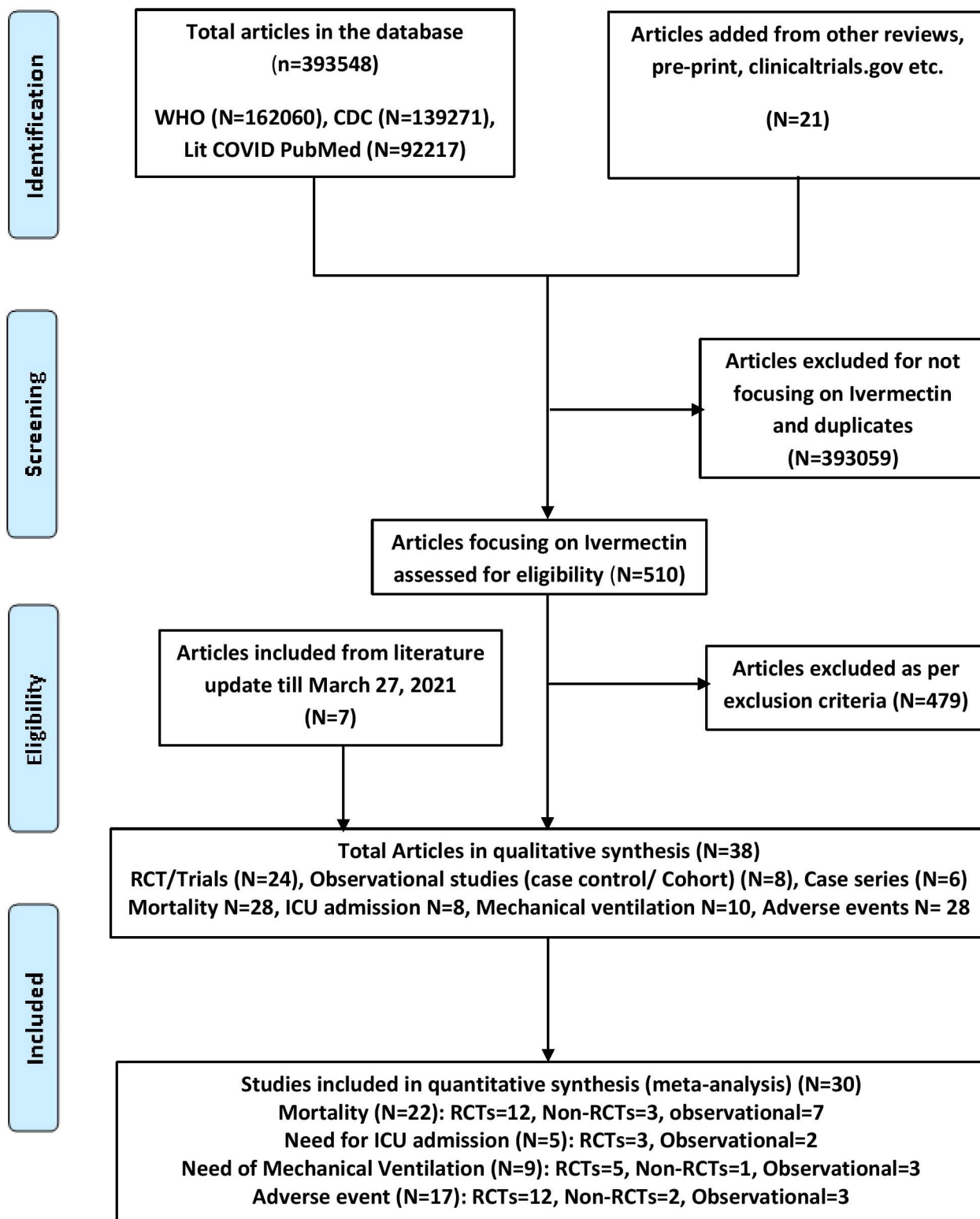
745 **e-figure 17: Funnel Plot Need for ICU Admission**

746 **e-figure 18: Funnel Plot Need for Mechanical Ventilation**

747 **e-figure 19: Funnel Plot Adverse event**

748

- 749 **e-table 1. Study characteristic table for all included studies**
- 750 **e-table 2. Cochrane Risk of bias assessment of the trials those were included in the study**
- 751 **e-table 3. Correlation of quality measures with estimates of treatment effects assessment of**
- 752 **the trials those were included in the study**
- 753 **e-table 4. NIH quality assessment Tool for case series those were included in the study**
- 754 **e-table 5. NIH Quality Assessment of Case-Control Studies**
- 755 **e-table 6. NIH Quality Assessment of Observational Cohort and Cross-Sectional Studies**
- 756 **e-table 7. Certainty of the evidence (GRADE) Profile at Outcome Level**
- 757 **e-table 8. Ongoing clinical trials**



Abbreviation: WHO: World Health Organization, CDC: CDC: Centers for Disease Control and Prevention, RCT: Randomized controlled trial, Non-RCT: Non Randomized controlled trial, ICU: Intensive Care Unit

Figure 2A: Meta-analysis for Ivermectin use and Overall Mortality

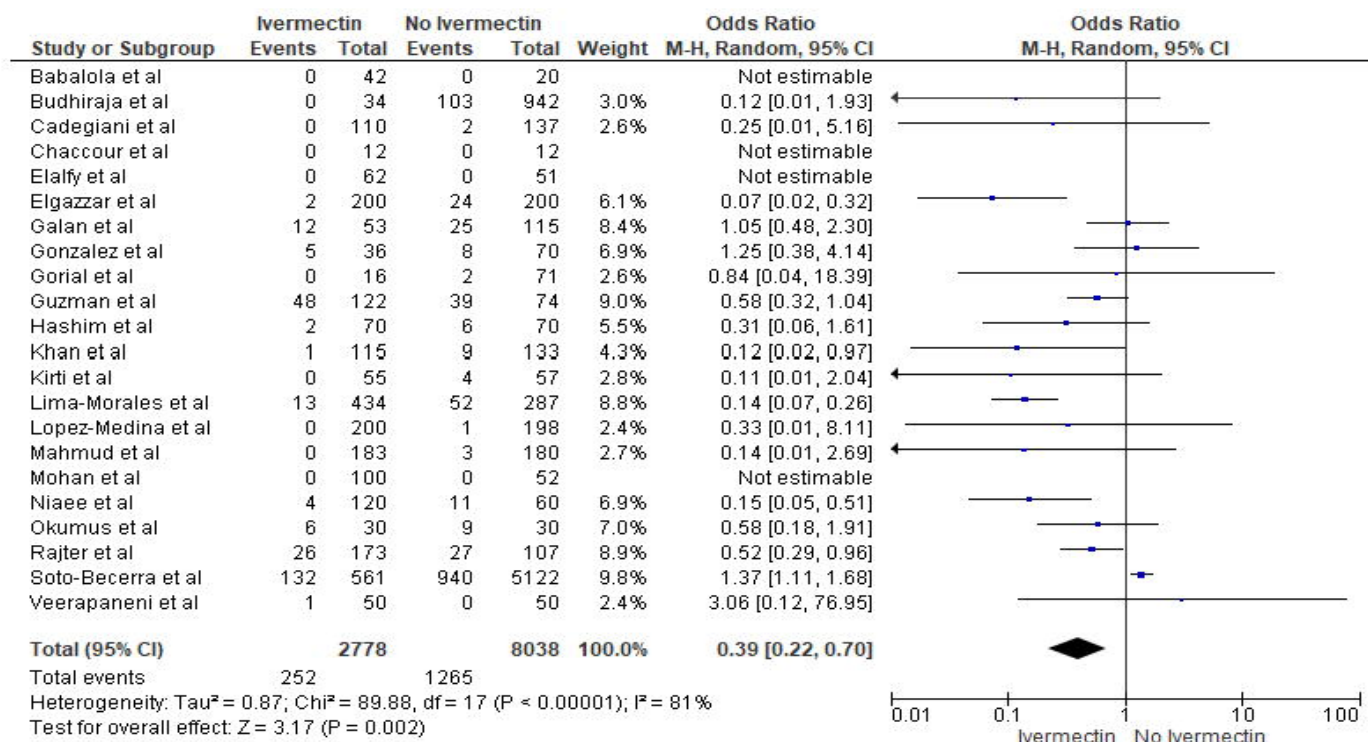


Figure 2B: Overall Mortality-Sensitivity analysis (excluded Soto Becerra et al)

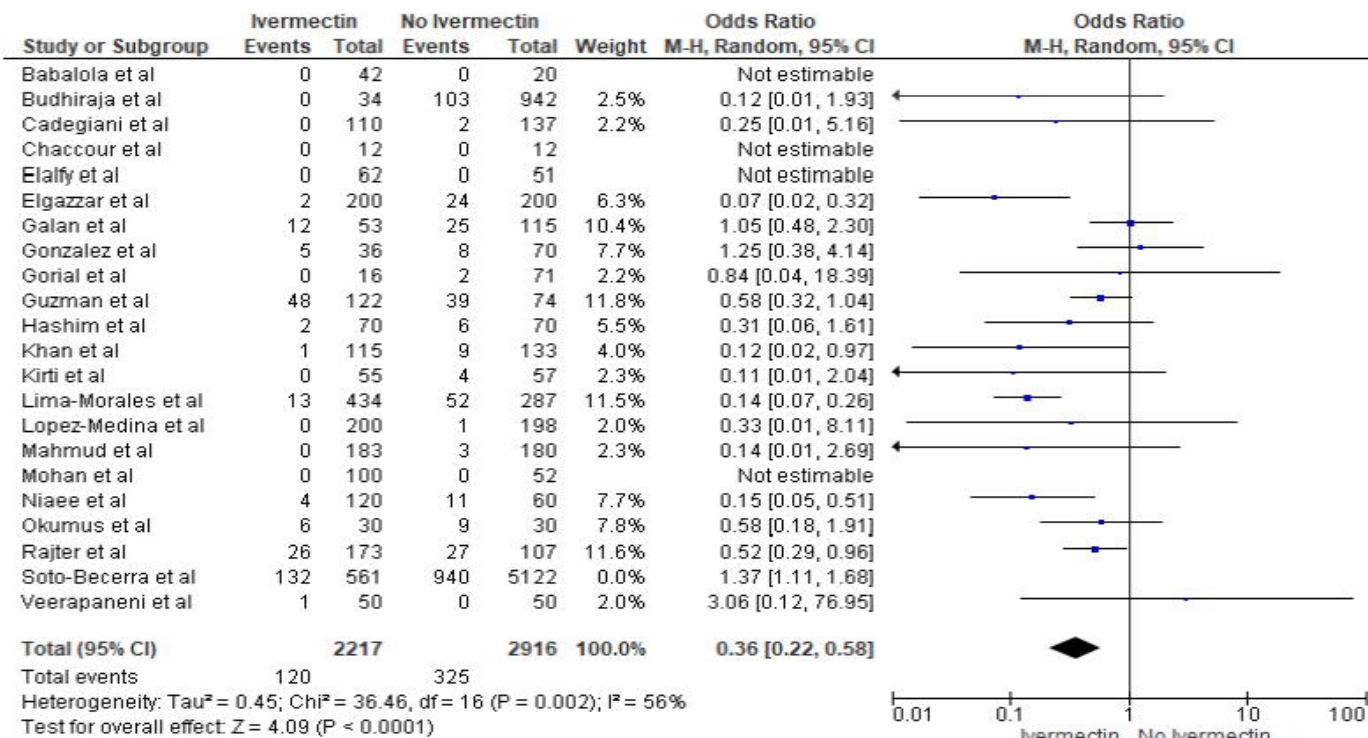


Figure 3A: Subgroup analysis by Study Designs- Clinical trials

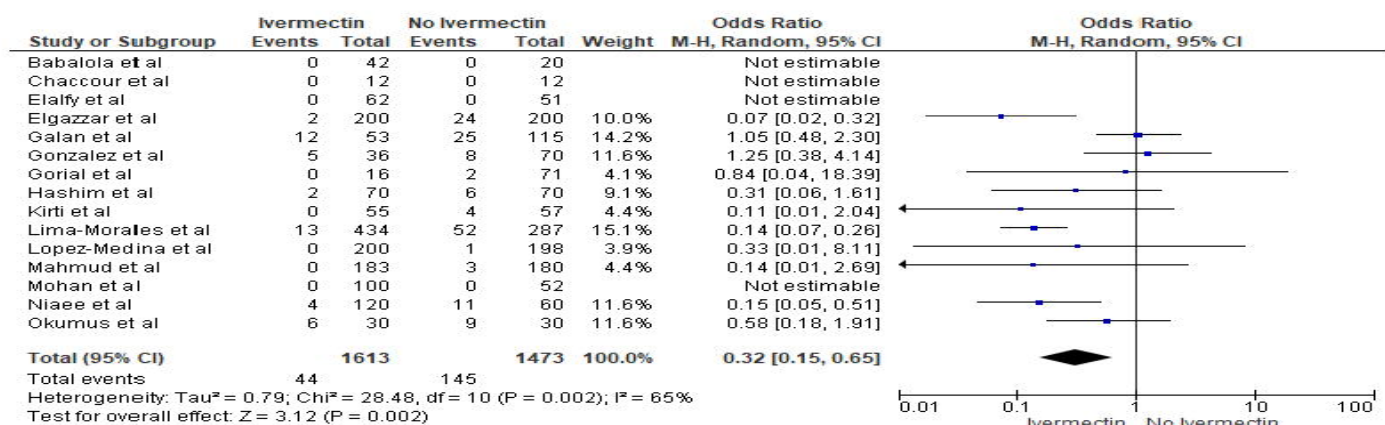


Figure 3B: Subgroup analysis by Study Designs- RCTs

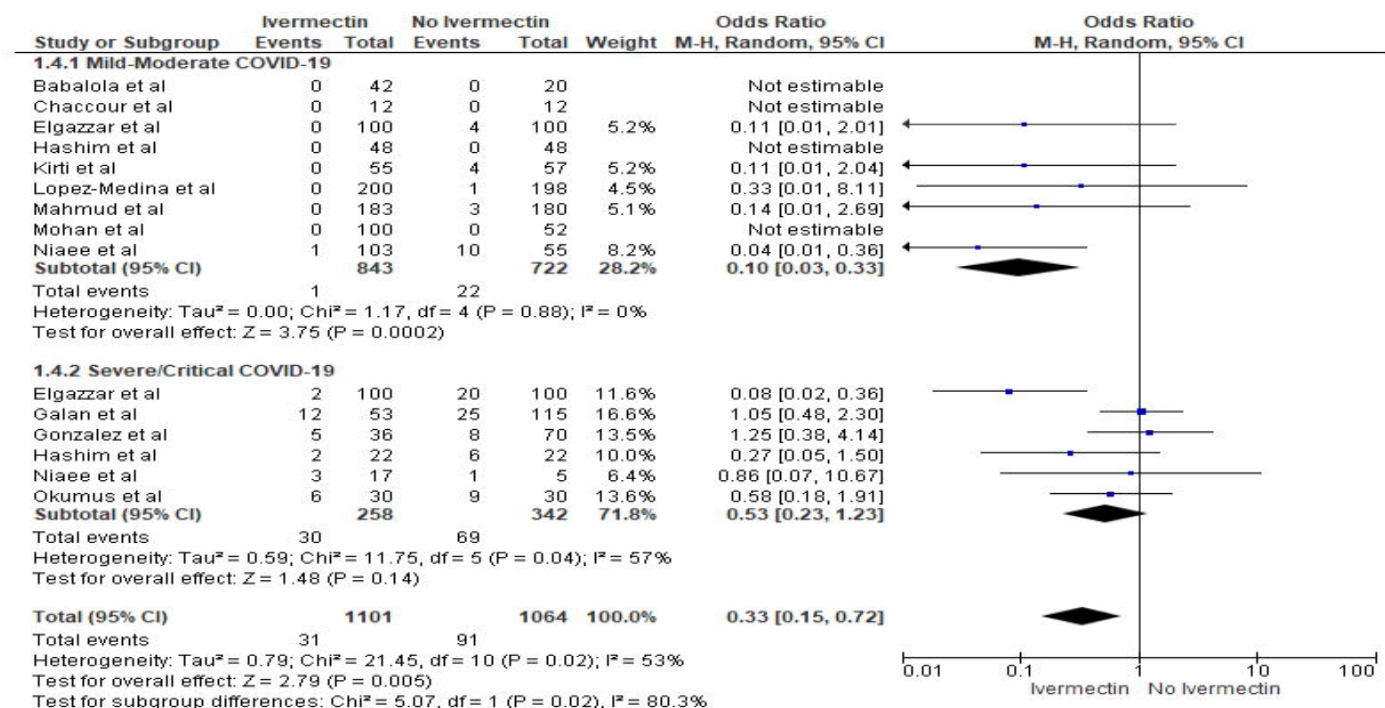


Figure 3C: Subgroup analysis by Study Designs- Observational

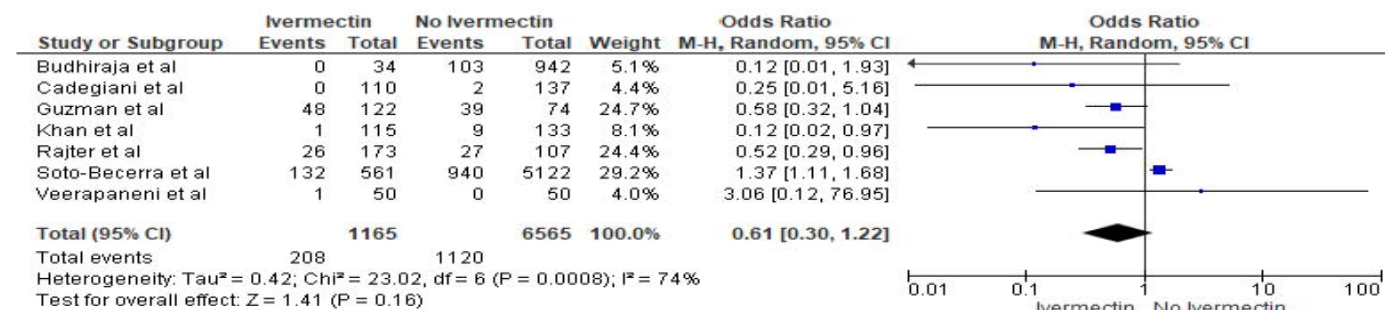


Figure 4A: Meta-analysis for Ivermectin use and need for ICU admission

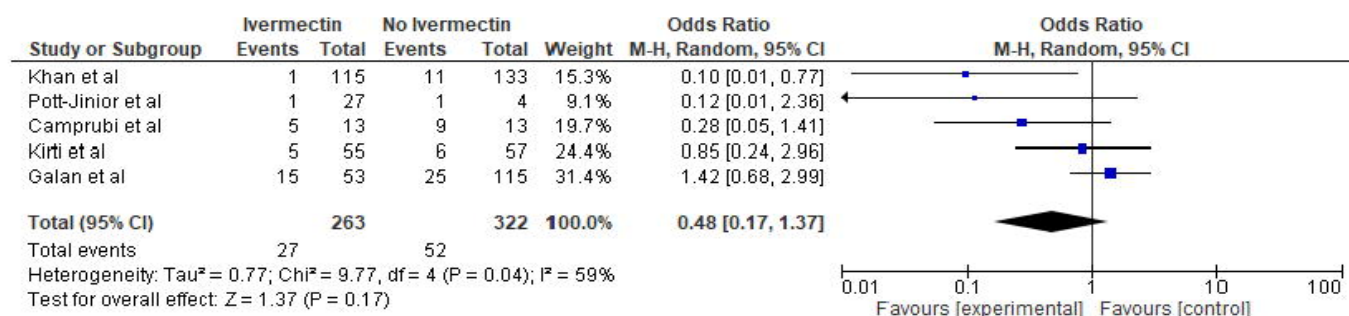


Figure 4B: Sensitivity-analysis (excluded Galan et al)

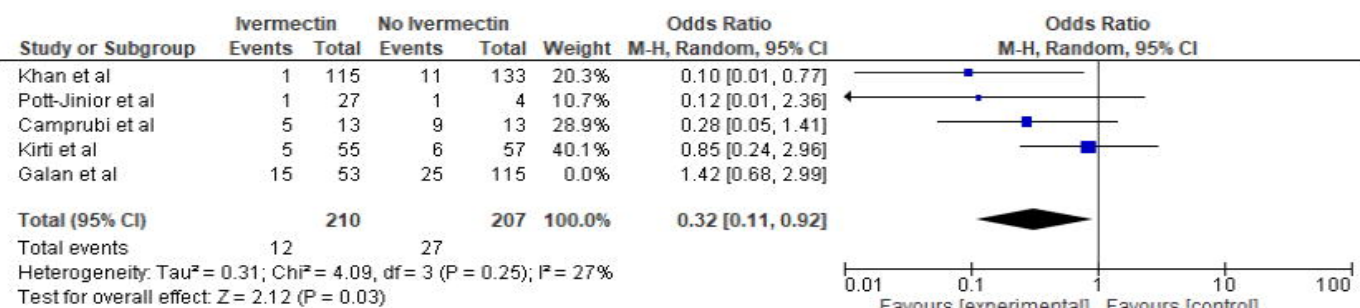


Figure 4C: Meta-analysis for Ivermectin use and need for Mechanical Ventilation

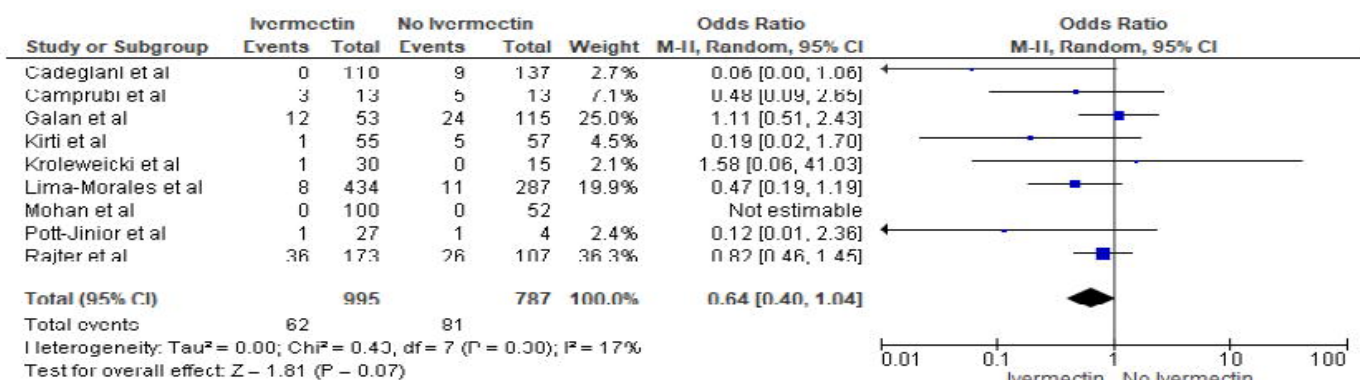


Figure 4D: Sensitivity-analysis (excluded Galan et al)

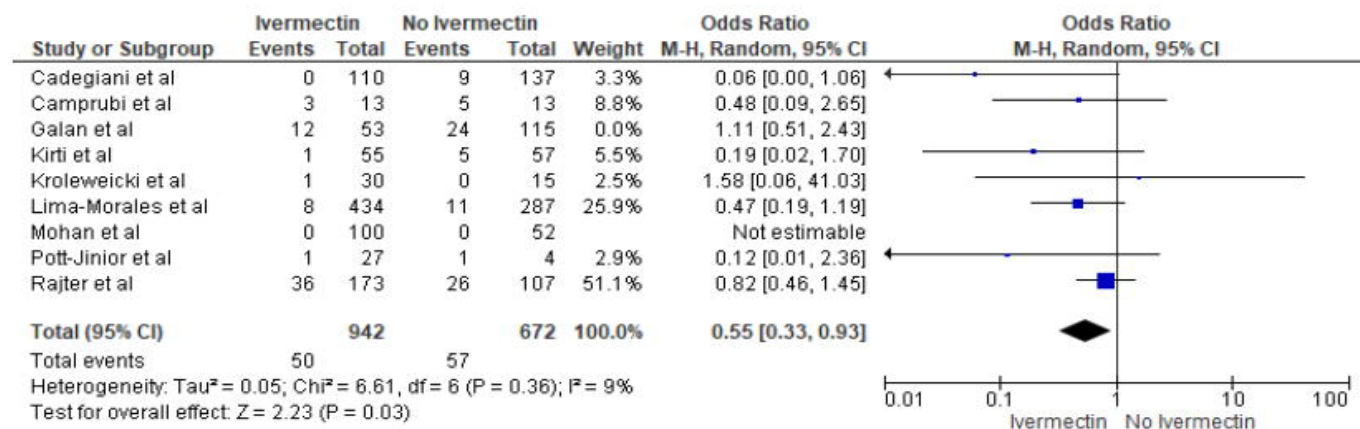


Figure 5A: Meta-analysis for Ivermectin use and Adverse effects

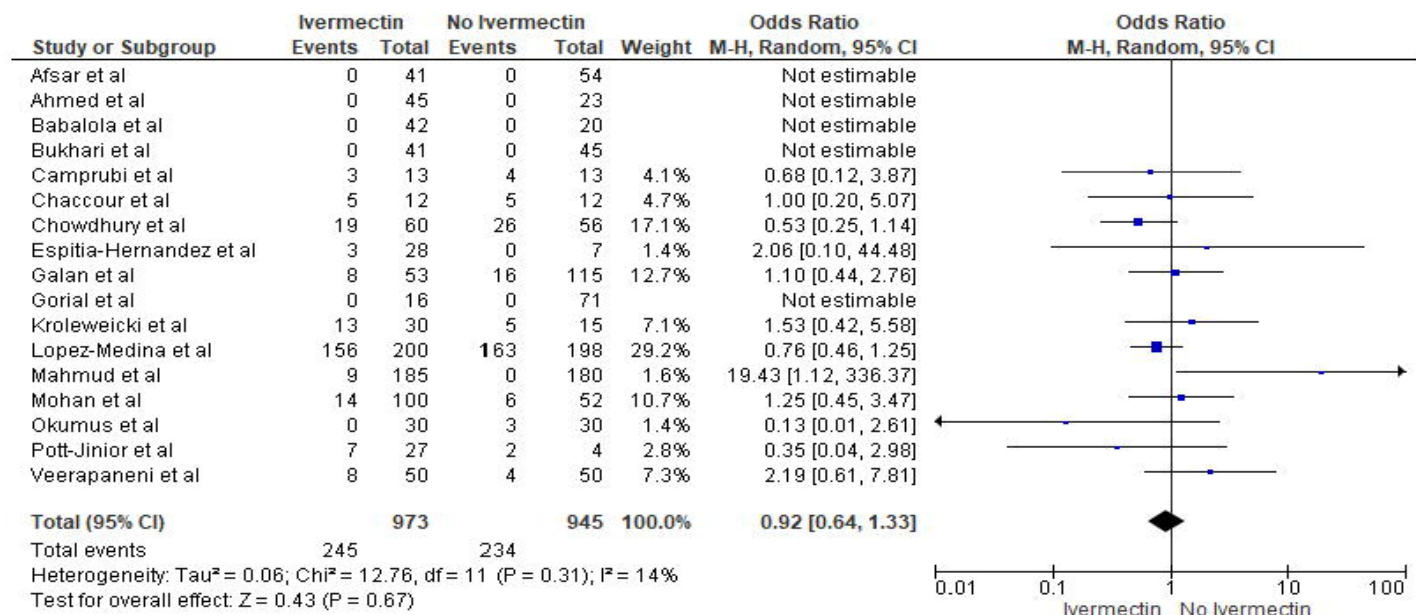


Figure 5B: Sensitivity-analysis (excluded Mahmud et al)

