

1     **Sales of over-the-counter products containing codeine in 31 countries,**  
2                     **2013-2019: a retrospective observational study**

3  
4     *Georgia C Richards\** (0000-0003-0244-5620)<sup>1,2</sup>;

5     *Jeffrey K Aronson* (0000-0003-1139-655X)<sup>2</sup>;

6     *Brian MacKenna* (0000-0002-3786-9063)<sup>3</sup>;

7     *Ben Goldacre* (0000-0002-5127-4728)<sup>3</sup>;

8     *FD Richard Hobbs* (0000-0001-7976-7172)<sup>4</sup>;

9     *Carl Heneghan* (0000-0002-1009-1992)<sup>1,2</sup>

10

11     <sup>1</sup>Global Centre on Healthcare and Urbanisation, Kellogg College, University of Oxford,  
12     60-62 Banbury Road, Oxford, OX2 6PN, UK.

13     <sup>2</sup>Centre for Evidence-Based Medicine, Nuffield Department of Primary Care Health  
14     Sciences, University of Oxford, Radcliffe Observatory Quarter, Woodstock Road,  
15     Oxford, OX2 6GG, UK.

16     <sup>3</sup>EBM Datalab, Nuffield Department of Primary Care Health Sciences, University of  
17     Oxford, Radcliffe Observatory Quarter, Woodstock Road, Oxford, OX2 6GG, UK.

18     <sup>4</sup>Nuffield Department of Primary Care Health Sciences, University of Oxford, Radcliffe  
19     Observatory Quarter, Woodstock Road, Oxford, OX2 6GG, UK.

20

21     \*corresponding author: GC Richards, [georgia.richards@kellogg.ox.ac.uk](mailto:georgia.richards@kellogg.ox.ac.uk)

22

23     **Word count:** 2684

24

25 **Running heading:** Trends in over-the-counter sales of codeine in 31 countries

26

27 **Acknowledgements:** We thank the Primary Care Research Trust of Birmingham and

28 Midlands Research Practices Consortium for providing the funding to purchase the

29 sales data from IQVIA.

30

31

## 32 **ABSTRACT**

### 33 **Introduction**

34 Opioid prescribing trends have been investigated in many countries. However, the  
35 patterns of over-the-counter purchases of opioids without a prescription, such as  
36 codeine combinations, are mostly unknown.

37

### 38 **Objective**

39 We aimed to assess national sales and expenditure trends of over-the-counter codeine-  
40 containing products purchased in countries with available data over six years.

41

### 42 **Methods**

43 We conducted a retrospective observational study using electronic point-of-sale data  
44 from the human data science company, *IQVIA*, for countries that had such data,  
45 including Argentina, Belgium, Brazil, Bulgaria, Canada, Croatia, Estonia, Finland,  
46 France, Germany, Greece, Ireland, Italy, Japan, Latvia, Lithuania, Mexico, The  
47 Netherlands, Poland, Portugal, Romania, Russia, Serbia, Slovakia, Slovenia, South  
48 Africa, Spain, Switzerland, Thailand, the UK, and the USA. We calculated annual mean  
49 sales (dosage units per 1000 of the population) and public expenditure (GBP, £ per  
50 1000 population) for each country between April 2013 and March 2019 and adjusted for  
51 data coverage reported by *IQVIA*. We quantified changes over time and the types of  
52 products sold.

53

### 54 **Results**

55 31.5 billion dosage units (adjusted: 42.8 billion dosage units) of codeine, costing £2.55  
56 billion (adjusted: £3.68 billion), were sold over-the-counter in 31 countries between  
57 April 2013 and March 2019. Total adjusted sales increased by 11% (3911 dosage  
58 units/1000 population in 2013 to 4358 in 2019) and adjusted public expenditure  
59 increased by 72% (£263/1000 in 2013 to £451/1000 in 2019). Sales were not equally  
60 distributed; South Africa sold the most (36 mean dosage units/person), followed by  
61 Ireland (30 mean dosage units/person), France (20 mean dosage units/person), the UK  
62 (17.2 mean dosage units/person), and Latvia (16.8 mean dosage units/person). Types of  
63 products (n=569) and formulations (n=12) sold varied.

64

## 65 **Conclusion**

66 In many parts of the world, substantial numbers of people may be purchasing and  
67 consuming codeine from over-the-counter products. Clinicians should ask patients  
68 about their use of over-the-counter products, and public health measures are required to  
69 improve the collection of sales data and the safety of such products.

70

71 **Study protocol pre-registration:** <https://osf.io/ay4mc>

72

73 [The pre-print version of this work is available on medRxiv:](#)

74 <https://doi.org/10.1101/2021.04.21.21255888>

75

## 76 **Key points**

- 77 • Codeine is one of the most accessible pain medicines available worldwide, yet  
78 data on its use as an over-the-counter drug has been limited.

- 79       • We found that total sales and expenditure of over-the-counter products  
80       containing codeine increased from April 2013 to March 2019, but there was  
81       substantial variation in mean sales between countries and the coverage of data  
82       reported by *IQVIA*, with South Africa, France, Japan, the UK, and Poland  
83       accounting for 90% of all sales data.
- 84       • In countries with access to over-the-counter codeine products, sales data should  
85       be collected, made available, and reviewed to inform regulatory decisions and  
86       public health measures to ensure safety.
- 87

## 88 **1 Introduction**

89 Prescribing patterns of opioids are documented in many countries [1–4]. However,  
90 opioids such as analgesic combinations containing codeine can be purchased over-the-  
91 counter (OTC) without a prescription or consultation with a doctor or prescriber in most  
92 countries. As the access to data on sales of OTC medicines has been limited, previous  
93 research on the use of non-prescribed codeine has relied on case reports [5,6], self-  
94 reported questionnaires [7–10], qualitative studies [11–13], and data from poisons  
95 centres, hospital admissions, or coronial systems [14–16]. Since codeine is one of the  
96 most accessible opioids worldwide, an analysis of its use is needed to gauge a more  
97 robust understanding of opioid use globally.

98  
99 Codeine (3-methylmorphine) is used for its analgesic, antidiarrheal, and antitussive  
100 effects [17–19]. It is often combined with other analgesics, such as paracetamol, and  
101 non-steroidal anti-inflammatory drugs (NSAIDs), such as ibuprofen. These  
102 combinations have greater efficacy than codeine alone [17,20,21]. But most clinical  
103 trials testing the efficacy of codeine have used high doses (25–90 mg), which are not  
104 available OTC [20–22]. A Cochrane overview of systematic reviews on oral OTC  
105 analgesics for acute pain found no studies or data that could be extracted on  
106 combinations of analgesics containing low doses of codeine [22]. A systematic review  
107 of the efficacy and safety of low-dose ( $\leq 30$  mg) codeine included ten RCTs [23]. It  
108 reported low- to moderate-quality evidence that combination products of low-dose  
109 codeine provided little to moderate pain relief for acute and chronic pain conditions in  
110 the short term [23]. In observational studies, products containing codeine have been

111 associated with dependence, misuse, death, and collateral toxicity from combinations  
112 with paracetamol and ibuprofen [15,24].  
113  
114 Regulation of codeine-containing products varies worldwide, making it difficult to  
115 estimate how much they are used [25]. Under the 1961 Single Convention on Narcotic  
116 Drugs, codeine is a Schedule III drug [26]. Drugs in this Schedule reportedly "are not  
117 liable to abuse and cannot produce ill effects", and thus it is not mandatory to report  
118 data on their consumption to the International Narcotics Control Board (INCB). In a  
119 report presented at the WHO's Expert Committee on Drug Dependence in October  
120 2019, reviewing codeine formulations listed in Schedule III, the INCB reported a 64%  
121 increase in demand for codeine in the last decade [25]. Governments can also regulate  
122 codeine; for example, France (July 2017) and Australia (February 2018) have  
123 reclassified codeine to prescription-only [27,28]. A review of OTC codeine regulations  
124 in the European Union showed that more than half of member countries did not permit  
125 OTC sales of codeine as of March–August 2014 [29]. Studies have analysed the  
126 consumption of OTC cough syrup containing codeine in Taiwan [30] and the impact of  
127 rescheduling codeine to prescription-only in Australia [31,32], but the sales of OTC  
128 codeine products in other countries remains unknown. We aimed to assess trends in the  
129 sales and expenditure of products containing codeine sold OTC in countries with  
130 available data.

131

## 132 **2 Methods**

### 133 **2.1 Design and data source**

134 We conducted a retrospective observational study using consumer health sales data  
135 from *IQVIA* in the UK [33], which has previously been used in observational research  
136 on a range of medications [34–36]. The data included products sold OTC that contained  
137 codeine for adults, classified by *IQVIA* as pain relief or cough products. The data were  
138 collected using scan track barcodes from electronic point-of-sale (EPoS) store data in 31  
139 countries: Argentina, Belgium, Brazil, Bulgaria, Canada, Croatia, Estonia, Finland,  
140 France, Germany, Greece, Ireland, Italy, Japan, Latvia, Lithuania, Mexico, The  
141 Netherlands, Poland, Portugal, Romania, Russia, Serbia, Slovakia, Slovenia, South  
142 Africa, Spain, Switzerland, Thailand, the UK, and the USA. The authors did not select  
143 these countries; they requested global sales data from *IQVIA* and received data for “all  
144 countries for which data is available” according to *IQVIA* at the time of data extraction  
145 (16 September 2019).

146

147 We received information about *IQVIA*’s coverage of data (Table S1 in Supplement 1)  
148 and quarterly sales from 1 April 2013 to 31 March 2019 in three types of measurements  
149 (1) numbers of packs and bottles (liquids) sold; (2) number of tablets or millilitres (mL)  
150 of liquids sold; and (3) dosage units. For our analysis, we used dosage units as this  
151 allows liquid and solid forms to be combined. Dosage units were calculated and defined  
152 by *IQVIA* as “the smallest common doses for a product form”, which “equates the  
153 number of mL of liquid preparations, such as 5 mL of codeine, to the standard solid  
154 dosage of one tablet”. *IQVIA*’s sample of data is based on audits, but their method of  
155 collection and coverage varies from country to country. Annual population statistics for  
156 each calendar year (2013 to 2018) were sourced from the World Bank [37].

157



## 158 **2.2 Data analysis**

159 We extracted details from the pack information and used descriptive statistics to  
160 determine the numbers and types of products sold across the 31 countries. Data on  
161 dosages were missing from the pack information for most countries, so we could not  
162 calculate oral morphine equivalents (OME), as this conversion would vary for the  
163 different products in each country. We combined the quarterly data to calculate the total  
164 dosage units sold over the study period and the totals for each year (e.g. from quarter  
165 two in 2013 to quarter one in 2014). We also calculated the mean number of dosage  
166 units sold over six years, adjusted for population. We created an annual rate of dosage  
167 units sold per 1000 of each year's population for each country to examine trends over  
168 time. To adjust for the heterogeneity of *IQVIA*'s coverage by dividing the reported sales  
169 by the percentages in Table S1 of Supplement.

170

171 For public expenditure, *IQVIA* converted sales to pounds sterling (GBP, £) for each  
172 country on the date of data extraction (16 September 2019). Public expenditure refers to  
173 the money spent on OTC products by citizens directly from their pockets and was  
174 defined by *IQVIA* as the “pharmacy selling price or consumer purchase price or price to  
175 the public”. We calculated annual totals, mean public expenditure for each country,  
176 adjusted for population, and a rate of GBP per 1000 population to assess changes over  
177 time. We also adjusted for the heterogeneity of *IQVIA*'s coverage by dividing the  
178 reported expenditure by the percentages in Table S1 of Supplement.

179

## 180 **2.3 Software and data sharing**

181 We used Stata v16 and Python v3 in Jupyter Notebooks with pandas [38], seaborn [39],  
182 and matplotlib [40] libraries for analysis and figures. The information provided by  
183 *IQVIA* is considered commercial and requires a fee to access. Thus, we cannot openly  
184 share the data owing to contractual agreements with *IQVIA*. However, we have openly  
185 shared our statistical code at GitHub [41], preregistered [42] and published [43] our  
186 study protocol, and shared all our study materials via the Open Science Framework  
187 (OSF) [44].

188

### 189 **3 Results**

190 31.5 billion dosage units of codeine reportedly sold OTC across 31 countries over the  
191 six-year study period (April 2013 to March 2019). After adjusting for *IQVIA*'s data  
192 coverage, this equated to 42.8 billion dosage units. However, the distribution of  
193 reported sales was not uniform. Five countries represented 90% of OTC codeine sales  
194 reported by *IQVIA*; South Africa accounted for the greatest volume of sales data (34%),  
195 followed by France (20%), Japan (16.5%), the UK (14.5%), and Poland (5%).

196

197 South Africa sold the most OTC codeine products (mean of 36 dosage units/person;  
198 Figure 1 and Table 1), followed by Ireland (30 dosage units/person), France (20 dosage  
199 units/person), the UK (17.2 dosage units/person), and Latvia (16.8 dosage units/person).

200

201 [Figure 1 near here]

202

203 [Table 1 near here]

204

205 Over the six-year study period, total reported sales increased by 2.8%, from 3025  
206 dosage units/1000 population in 2013–14 to 3111 dosage units/1000 in 2018–19. After  
207 adjusting for *IQVIA*'s data coverage, total sales increased by 11.4%, from 3911 dosage  
208 units/1000 population in 2013–14 to 4358 dosage units/1000 in 2018-19. Nationally,  
209 most (52%, n=16) countries had decreased OTC codeine sales, but this varied widely  
210 (Figure 2, and Figure S1 and S2 in Supplement 1).

211

212 [Figure 2 near here]

213

214 The public spent £2.55 billion on OTC codeine-containing products in 31 countries over  
215 six years; after adjusting *IQVIA*'s percentage coverage, this equated to £3.68 billion.

216 Reported public expenditure increased by 54%, from £196/1000 population in 2013–14  
217 to £301/1000 population in 2018–19. Adjusting for *IQVIA*'s percentage coverage,  
218 public expenditure increased by 72%, from £263/1000 population in 2013–14 to  
219 £451/1000 population in 2018–19.

220

221 Ireland had the largest mean public expenditure of £7.18 per person, followed by the  
222 UK (mean of £2.39/person), Croatia (£1.87/person), Japan (£1.55/person), and South  
223 Africa (£1476/person) (Figure 3).

224

225 [Figure 3 near here]

226

227 Most countries (58%, 18/31) had increased public expenditure over time. There were  
228 simultaneous increases (45%, 14/31) and decreases (39%, 12/31) in both sales and

229 expenditure in most countries, while other countries (16%, 5/31) had a discordance in  
230 the direction of their sales and expenditure (Figure 4).

231

232 [Figure 4 near here]

233

234 There were 569 products and 12 formulations sold across 31 countries (Figure S3 in  
235 Supplement 1). Tablets (40%) were the most common formulations sold, followed by  
236 syrups (22%), soluble tablets (9%), and coated tablets (8%). Seven countries, including  
237 Argentina, Finland, Greece, Italy, Mexico, The Netherlands, and The USA, reportedly  
238 sold no codeine products in any tablet formulations OTC; instead, they sold codeine in  
239 liquid, syrup, lozenge, drop or powder formulations (Table S2 in Supplement 1).

240 Products contained a median of three substances per combination (IQR: 2–4, range: 1–  
241 16). Limited details were available in the pack information: the dosages of codeine were  
242 available in 17% of products (98 of 569) in 15 countries.

243

#### 244 **4 Discussion**

245 Many people have purchased non-prescribed codeine in several parts of the world.

246 Overall, total sales and public expenditure of OTC codeine products increased over  
247 time. However, sales and expenditure were not equally distributed across the 31  
248 countries.

249

250 South Africa consistently sold the greatest volume of OTC codeine each year. This  
251 demand for OTC codeine could be driven by the incidences of painful conditions in  
252 South Africa and the growing concern of opioid misuse and dependence [45,46]. In the

253 2016 South African Demographic and Household Survey [45], the prevalence of  
254 chronic pain in the adult population was 18.3% (95% confidence interval: 17.0-19.7%).  
255 A study of admission for substance abuse treatments in South Africa found that 2.5%  
256 (n=435) of all admissions in 2014 were for codeine misuse or dependence [47]. In a  
257 2014 survey of prescribers in South Africa, concerns were expressed about the  
258 availability of codeine OTC and the lack of data sources to examine its use [46]. The  
259 availability of non-prescribed codeine in South Africa may also have ramifications for  
260 neighbouring countries that restrict access. For example, reports in Zimbabwe suggest  
261 that codeine-containing cough syrup was being illegally smuggled in from South Africa  
262 and sold on the streets after being outlawed in 2015 [48]. However, there are limited  
263 data in many countries on the prevalence of such activities and the extent of codeine use  
264 and misuse.

265

266 The public in Ireland spent the most on OTC codeine products and had the second-  
267 largest sales volume. Concerns regarding public access to codeine and its misuse are  
268 well reported in Ireland [49,50]. However, a study examining hospital presentations  
269 involving intentional drug overdoses between 2007 and 2013 in Ireland reported a 20%  
270 decrease in codeine-related overdoses following new guidance for pharmacists in 2010  
271 [51]. Despite this guidance, the sales of codeine in Ireland remained high in our study.

272

273 According to *IQVIA*'s data, Japan had the largest increase in sales, which may have  
274 been partly driven by Japan's reclassification process for OTC medicines in 2015 [52].  
275 In contrast, sales fell considerably in France, which can be attributed to the decree  
276 signed by the French government in July 2017 that made codeine prescription-only with

277 immediate effect [27]. In South Africa, Canada, Switzerland, Ireland, and the UK,  
278 governments have proposed or are considering plans to do likewise [53–56], but in the  
279 meantime, many people in these countries may be self-medicating and unknowingly  
280 developing codeine dependency or addiction. Studies assessing the effect of  
281 rescheduling codeine to prescription-only in Australia showed a reduction in all  
282 codeine-related poisonings and no change in calls to poisons centres or sales of high-  
283 strength (>15 mg) prescribed codeine after reclassification [31,57]. The success of  
284 Australia’s rescheduling suggests that governments worldwide should make codeine  
285 prescription-only. However, since many low- and middle-income countries experience  
286 barriers to accessing opioids [58–60], the WHO recommends that codeine should not be  
287 rescheduled and for codeine to be included in essential medicines lists [61]. If a  
288 consensus on the status of OTC codeine products cannot be reached, data should be  
289 collected globally to monitor its use and harms.

290

291 Changes to regulations of OTC codeine and differences in trade exemptions,  
292 agreements, and disclosures of commercial interests at the country level may explain  
293 some of the variations in sales and expenditure [25]. For example, the public in Ireland,  
294 the UK, Croatia, and Japan spent more on OTC codeine products than South Africa  
295 despite their large sales volume. In countries such as Germany and the USA, which had  
296 high rates of prescribed opioids [60], mean sales of OTC codeine products were low.  
297 However, our figures included various formulations of codeine available OTC and  
298 depended on the coverage of data from *IQVIA* during the study period. Thus, it is  
299 difficult to determine whether the variation in sales represents real differences between  
300 countries.

301

302 **Strengths and limitations**

303 We preregistered our study protocol and shared our statistical code and study materials  
304 where possible [41,42,44]. We used dosage units to combine liquid and solid forms,  
305 accounted for population increases over the study period and adjusted for *IQVIA*'s  
306 coverage of data. The figures represent population-level sales and expenditure of OTC  
307 codeine in 31 countries, providing the best available proxy for actual use. However,  
308 many other countries sold codeine OTC during our study period, including Australia  
309 [32], which was not provided by *IQVIA* when we requested the data. Due to such data's  
310 commercial nature, *IQVIA* also withheld methodological information about the data,  
311 such as their formulation for calculating dosage units and conversion to GBP for other  
312 currencies. *IQVIA*'s coverage and the completeness of data may have also affected  
313 trends; the percentages on data coverage was provided at single time points, which may  
314 not accurately represent changes over time. Sales represented products for adults,  
315 although we calculated rates using population statistics for all age groups, including  
316 children. Codeine-containing products may also be purchased in large quantities from  
317 online pharmacies or the black market [62], not captured in these data.

318

319 **Implications**

320 Since access to data on OTC codeine sales has previously been difficult to assess, our  
321 study provides one of the first estimates of the amount of codeine sold OTC in the 31  
322 included countries. This information could inform future reviews of codeine by the  
323 WHO's Expert Committee on Drug Dependence [25] and international policies such as  
324 the rescheduling of codeine in the 1961 Single Convention on Narcotics Drugs.

325 However, better access to OTC sales data is still required. Amendments to medicines  
326 legislation in the UK shows how such data could be collected. The Misuse of Drugs  
327 Regulation 2001, the Medicines for Human Use (Administration and Sale or Supply)  
328 (Miscellaneous Amendments) Order 2007, and the Medicines (Sale or Supply)  
329 (Miscellaneous Provisions Amendment Regulations 2007) were updated to require  
330 pharmacies to submit counts of private prescriptions for Schedule 2 and Schedule 3  
331 controlled drugs to the National Health Service (NHS) Prescription Services for  
332 analysis, audit, and monitoring [63,64]. A similar system could be enforced through a  
333 public health organisation such as the WHO or the International Narcotics Control  
334 Board (INCB), which already collects governments' annual drug statistics on codeine  
335 [65]. Such data could then be used by governments and researchers to monitor sales of  
336 OTC codeine and measure the impact of regulatory changes.

337

### 338 **Conclusions**

339 Codeine is one of the most widely accessible and used opioids worldwide. However,  
340 monitoring its use and preventing its misuse as an OTC product is a public health  
341 challenge. Healthcare professionals should ask their patients about their use of OTC  
342 products. Public health measures are needed to identify and prevent codeine misuse and  
343 increase awareness and education of the harms of codeine, particularly in young adults.  
344 Governments should review policies to improve the collection of sales data, and the  
345 safety of products sold OTC containing codeine.

346



347 **Supplementary material**

348 Supplement 1: Supplementary tables and figures

349 Supplement 2: STROBE reporting checklist

350

351 **Declarations**

352 **Funding**

353 This research was supported by the Primary Care Research Trust of Birmingham and

354 Midlands Research Practices Consortium who provided the funding to purchase the

355 sales data from IQVIA.

356

357 **Competing interests**

358 GCR was financially supported by the National Institute for Health Research (NIHR)

359 School for Primary Care Research (SPCR), the Naji Foundation, and the Rotary

360 Foundation to study for a Doctor of Philosophy (2017-2020), but no longer has any

361 financial COIs. GCR is an Associate Editor of BMJ Evidence Based Medicine. JKA has

362 published articles and edited textbooks on adverse drug reactions and interactions and

363 has often given medicolegal advice, including appearances as an expert witness in

364 coroners' courts, often dealing with the adverse effects of opioids. BM works for NHS

365 England as a pharmacist adviser. BG has received research funding from the Laura and

366 John Arnold Foundation, the NIHR, the NIHR SPCR, the NIHR Oxford Biomedical

367 Research Centre, the Mohn-Westlake Foundation, NIHR Applied Research

368 Collaboration Oxford and Thames Valley, the Wellcome Trust, the Good Thinking

369 Foundation, Health Data Research UK (HDR UK), the Health Foundation, and the

370 World Health Organisation (WHO); he also receives personal income from speaking

371 and writing for lay audiences on the misuse of science. FDRH acknowledges part  
372 support from the NIHR SPCR, the NIHR Applied Research Collaboration (ARC)  
373 Oxford Thames Valley, and the NIHR Oxford OUH BRC. CH is an NIHR Senior  
374 Investigator and has received expenses and fees for his media work, expenses from the  
375 WHO, FDA, and holds grant funding from the NIHR SPCR and the NIHR SPCR  
376 Evidence Synthesis Working Group [Project 380], the NIHR BRC Oxford and the  
377 WHO. On occasion, CH receives expenses for teaching EBM and is also paid for his GP  
378 work in NHS out of hours (contract with Oxford Health NHS Foundation Trust). CH is  
379 the Director of the CEBM. The views expressed are those of the authors and not  
380 necessarily those of the NHS, the NIHR or the Department of Health and Social Care.

381

### 382 **Availability of data and material**

383 Study materials are available on an open repository [44] (<https://osf.io/yt6bf/>). We  
384 cannot openly share the data owing to contractual agreements with *IQVIA*, but the data  
385 can be accessed directly from *IQVIA*, which will require a fee.

386

### 387 **Code availability**

388 Our statistical code is openly available at GitHub [41]  
389 ([https://github.com/georgiarichards/otc\\_codeine](https://github.com/georgiarichards/otc_codeine)).

390

### 391 **Authors' contributions**

392 GCR devised the research question, designed the methods, wrote the protocol,  
393 conducted a literature search, sourced the data, cleaned, managed, and analysed the  
394 data, created the figures, and wrote the first draft of the manuscript. JKA and CH

395 reviewed the protocol and preliminary findings and provided supervisory support.  
396 FDRH reviewed the protocol and facilitated the grant application. BM reviewed  
397 preliminary findings and contributed to the interpretation of data. BG provided  
398 supervisory support. All authors read and approved the final version.

399

400 **Ethics approval**

401 Not applicable

402

403 **Consent to participate**

404 Not applicable

405

406 **Consent to publication**

407 All authors read and approved the final manuscript and consent to submit the  
408 manuscript for publication.

409

## 410 **References**

- 411 1. Curtis HJ, Croker R, Walker AJ, Richards GC, Quinlan J, Goldacre B. Opioid  
412 prescribing trends and geographical variation in England, 1998-2018: a retrospective  
413 database study. *Lancet Psych* [Internet]. 2019;6:140–50. Available from:  
414 [http://dx.doi.org/10.1016/S2215-0366\(18\)30471-1](http://dx.doi.org/10.1016/S2215-0366(18)30471-1)
- 415 2. Goodman-Meza D, Friedman J, Kalmin MM, Aguilar-Posada E, Seamans MJ,  
416 Velazquez-Moreno S, et al. Geographical and socioeconomic disparities in opioid  
417 access in Mexico, 2015–19: a retrospective analysis of surveillance data. *Lancet Public*  
418 *Heal* [Internet]. 2021;6:e88–96. Available from: [https://doi.org/10.1016/S2468-](https://doi.org/10.1016/S2468-2667(20)30260-7)  
419 [2667\(20\)30260-7](https://doi.org/10.1016/S2468-2667(20)30260-7)
- 420 3. Kalkman GA, Kramers C, Van Dongen RT, Van Den Brink W, Schellekens A.  
421 Trends in use and misuse of opioids in the Netherlands: a retrospective, multi-source  
422 database study. *Lancet Public Heal* [Internet]. 2019;4:498–505. Available from:  
423 [https://doi.org/10.1016/S2468-2667\(19\)30128-8](https://doi.org/10.1016/S2468-2667(19)30128-8)
- 424 4. Krawczyk N, Greene MC, Zorzanelli R, Bastos FI. Rising trends of prescription  
425 opioid sales in contemporary Brazil, 2009-2015 [Internet]. *Am. J. Public Health*. 2018.  
426 Available from: [10.2105/AJPH.2018.304341](https://doi.org/10.2105/AJPH.2018.304341)
- 427 5. Lambert AP. Life-threatening hypokalaemia from abuse of Nurofen Plus. *J R Soc*  
428 *Med* [Internet]. 2005;98:21–21. Available from: [10.1258/jrsm.98.1.21](https://doi.org/10.1258/jrsm.98.1.21)
- 429 6. Frei MY, Nielsen S, Dobbin MDH, Tobin CL. Serious morbidity associated with  
430 misuse of over-the-counter codeine–ibuprofen analgesics: a series of 27 cases. *Med J*  
431 *Aust* [Internet]. 2010;193:294–6. Available from: [10.5694/j.1326-5377.2010.tb03911.x](https://doi.org/10.5694/j.1326-5377.2010.tb03911.x)
- 432 7. Carney T, Wells J, Parry CDH, McGuinness P, Harris R, Van Hout MC. A  
433 comparative analysis of pharmacists’ perspectives on codeine use and misuse - A three  
434 country survey. *Subst Abus Treat Prev Policy* [Internet]. 2018;13. Available from:  
435 <https://doi.org/10.1186/s13011-018-0149-2>
- 436 8. Kimergård A, Foley M, Davey Z, Dunne J, Drummond C, Deluca P. Codeine use,  
437 dependence and help-seeking behaviour in the UK and Ireland: an online cross-sectional  
438 survey. *QJM An Int J Med* [Internet]. 2017;110:559–64. Available from:  
439 [10.1093/qjmed/hcx076](https://doi.org/10.1093/qjmed/hcx076)
- 440 9. Agaba E, Agaba P, Wigwe C. Use and abuse of analgesics in Nigeria: a community  
441 survey. *Niger J Med*. 2004;13:379–82.

- 442 10. Orriols L, Gaillard J, Lapeyre-Mestre M, Roussin A. Evaluation of abuse and  
443 dependence on drugs used for self-medication: A pharmacoepidemiological pilot study  
444 based on community pharmacies in France. *Drug Saf* [Internet]. 2009;32:859–73.  
445 Available from: 10.2165/11316590-000000000-00000
- 446 11. Cooper RJ. “I can” t be an addict. I am.’ Over-the-counter medicine abuse: A  
447 qualitative study. *BMJ Open* [Internet]. 2013;3:2913. Available from:  
448 10.1136/bmjopen-2013-002913
- 449 12. Van Hout MC, Rich E, Dada S, Bergin M. “Codeine Is My Helper”: Misuse of and  
450 Dependence on Codeine-Containing Medicines in South Africa. *Qual Health Res*  
451 [Internet]. 2017;27. Available from: 10.1177/1049732315613764
- 452 13. Kinnaird E, Kimergård A, Jennings S, Drummond C, Deluca P. From pain treatment  
453 to opioid dependence: A qualitative study of the environmental influence on codeine  
454 use in UK adults. *BMJ Open* [Internet]. 2019;9:e025331. Available from:  
455 10.1136/bmjopen-2018-025331
- 456 14. Roxburgh A, Hall WD, Burns L, Pilgrim J, Saar E, Nielsen S, et al. Trends and  
457 characteristics of accidental and intentional codeine overdose deaths in Australia. *Med J*  
458 *Aust. Australasian Medical Publishing Co. Ltd*; 2015;203:299.e1-299.e7.
- 459 15. Schifano F, Zamparutti G, Zambello F, Oyefeso A, Deluca P, Balestrieri M, et al.  
460 Review of deaths related to analgesic- and cough suppressant-opioids; England and  
461 Wales 1996-2002 [Internet]. *Pharmacopsychiatry*. 2006. p. 185–91. Available from:  
462 10.1055/s-2006-949149
- 463 16. Mill D, Johnson JL, Cock V, Monaghan E, Hotham ED. Counting the cost of over-  
464 the-counter codeine containing analgesic misuse: A retrospective review of hospital  
465 admissions over a 5 year period. *Drug Alcohol Rev* [Internet]. 2018;37:247–56.  
466 Available from: 10.1111/dar.12595
- 467 17. Derry S, Moore RA, McQuay HJ. Single dose oral codeine, as a single agent, for  
468 acute postoperative pain in adults. *Cochrane Database Syst Rev* [Internet]. 2010;  
469 Available from: 10.1002/14651858.cd008099.pub2
- 470 18. Omar MI, Alexander CE. Drug treatment for faecal incontinence in adults [Internet].  
471 *Cochrane Database Syst. Rev*. 2013. Available from:  
472 10.1002/14651858.CD002116.pub2
- 473 19. Molassiotis A, Bailey C, Caress A, Tan JY. Interventions for cough in cancer

- 474 [Internet]. Cochrane Database Syst. Rev. 2015. Available from:  
475 <http://doi.wiley.com/10.1002/14651858.CD007881.pub3>
- 476 20. Derry S, Karlin SM, Moore RA. Single dose oral ibuprofen plus codeine for acute  
477 postoperative pain in adults [Internet]. Cochrane Database Syst. Rev. 2015. Available  
478 from: <http://doi.wiley.com/10.1002/14651858.CD010107.pub3>
- 479 21. Toms L, Derry S, Moore RA, McQuay HJ. Single dose oral paracetamol  
480 (acetaminophen) with codeine for postoperative pain in adults [Internet]. Cochrane  
481 Database Syst. Rev. 2009. Available from:  
482 <http://doi.wiley.com/10.1002/14651858.CD001547.pub2>
- 483 22. Moore RA, Wiffen PJ, Derry S, Maguire T, Roy YM, Tyrrell L. Non-prescription  
484 (OTC) oral analgesics for acute pain - an overview of Cochrane reviews [Internet].  
485 Cochrane Database Syst. Rev. 2015. Available from:  
486 <http://doi.wiley.com/10.1002/14651858.CD010794.pub2>
- 487 23. Abdel Shaheed C, Maher CG, McLachlan AJ. Efficacy and Safety of Low-dose  
488 Codeine-containing Combination Analgesics for Pain. *Clin J Pain* [Internet].  
489 2019;35:836–43. Available from: 10.1097/AJP.0000000000000746
- 490 24. Frei MY, Nielsen S, Dobbin MDH, Tobin CL. Serious morbidity associated with  
491 misuse of over-the-counter codeine-ibuprofen analgesics: A series of 27 cases. *Med J*  
492 *Aust* [Internet]. 2010;193:294–6. Available from: 10.5694/j.1326-5377.2010.tb03911.x
- 493 25. WHO. Pre-Review Report: Preparations of codeine listed in Schedule III of the 1961  
494 Single Convention on Narcotic Drugs [Internet]. Geneva; 2019 Oct. Available from:  
495 [https://www.who.int/medicines/access/controlled-substances/Final\\_codeine.pdf](https://www.who.int/medicines/access/controlled-substances/Final_codeine.pdf)
- 496 26. United Nations. United Nations Single Convention on Narcotic Drugs, 1961  
497 [Internet]. 1961 [cited 2021 Jan 20]. Available from:  
498 [https://www.emcdda.europa.eu/drugs-library/single-convention-narcotic-drugs-1961\\_en](https://www.emcdda.europa.eu/drugs-library/single-convention-narcotic-drugs-1961_en)
- 499 27. Wilkes D. France restricts dextromethorphan and codeine [Internet]. OTC Toolbox.  
500 2017 [cited 2021 Jan 24]. Available from: [https://www.otctoolbox.com/industry-](https://www.otctoolbox.com/industry-news/france-restricts-dextromethorphan-and-codeine)  
501 [news/france-restricts-dextromethorphan-and-codeine](https://www.otctoolbox.com/industry-news/france-restricts-dextromethorphan-and-codeine)
- 502 28. Kirby T. The end of over-the-counter codeine in Australia. *Lancet* [Internet]. 2018;  
503 Available from: 10.1002/pds.3931/abstract
- 504 29. Foley M, Harris R, Rich E, Rapca A, Bergin M, Norman I, et al. The availability of  
505 over-the-counter codeine medicines across the European Union. *Public Health*

- 506 [Internet]. 2015;129:1465–70. Available from: 10.1016/j.puhe.2015.06.014
- 507 30. Lo MY, Ong MW, Lin JG, Sun WZ. Codeine consumption from over-the-counter
- 508 anti-cough syrup in Taiwan: A useful indicator for opioid abuse. *Acta Anaesthesiol*
- 509 *Taiwanica* [Internet]. 2015;53:135–8. Available from: 10.1016/j.aat.2015.10.001
- 510 31. Cairns R, Schaffer AL, Brown JA, Pearson S, Buckley NA. Codeine use and harms
- 511 in Australia: evaluating the effects of re-scheduling. *Addiction* [Internet].
- 512 2020;115:451–9. Available from: 10.1111/add.14798
- 513 32. Gisev N, Nielsen S, Cama E, Larance B, Bruno R, Degenhardt L. An ecological
- 514 study of the extent and factors associated with the use of prescription and over-the-
- 515 counter codeine in Australia. *Eur J Clin Pharmacol* [Internet]. 2016;72:469–94.
- 516 Available from: 10.1007/s00228-015-1995-8
- 517 33. Consumer Health - IQVIA [Internet]. [cited 2020 Jun 12]. Available from:
- 518 <https://www.iqvia.com/solutions/industry-segments/consumer-health>
- 519 34. Hsia Y, Sharland M, Jackson C, Wong ICK, Magrini N, Bielicki JA. Consumption
- 520 of oral antibiotic formulations for young children according to the WHO Access,
- 521 Watch, Reserve (AWaRe) antibiotic groups: an analysis of sales data from 70 middle-
- 522 income and high-income countries. *Lancet Infect Dis* [Internet]. 2019;19:67–75.
- 523 Available from: 10.1016/S1473-3099(18)30547-4
- 524 35. Suchard MA, Schuemie MJ, Krumholz HM, You SC, Chen RJ, Pratt N, et al.
- 525 Comprehensive comparative effectiveness and safety of first-line antihypertensive drug
- 526 classes: a systematic, multinational, large-scale analysis. *Lancet* [Internet].
- 527 2019;394:1816–26. Available from: 10.1016/S0140-6736(19)32317-7
- 528 36. Guy GP, Haegerich TM, Evans ME, Losby JL, Young R, Jones CM. Vital Signs:
- 529 Pharmacy-Based Naloxone Dispensing — United States, 2012–2018. *MMWR Morb*
- 530 *Mortal Wkly Rep* [Internet]. NLM (Medline); 2019 [cited 2020 Jun 12];68:679–86.
- 531 Available from:
- 532 [http://www.cdc.gov/mmwr/volumes/68/wr/mm6831e1.htm?s\\_cid=mm6831e1\\_w](http://www.cdc.gov/mmwr/volumes/68/wr/mm6831e1.htm?s_cid=mm6831e1_w)
- 533 37. The World Bank. Population data [Internet]. 2019 [cited 2020 May 28]. Available
- 534 from:
- 535 [https://data.worldbank.org/indicator/SP.POP.TOTL?end=2018&start=1960&view=char](https://data.worldbank.org/indicator/SP.POP.TOTL?end=2018&start=1960&view=chart)
- 536 [t](https://data.worldbank.org/indicator/SP.POP.TOTL?end=2018&start=1960&view=chart)
- 537 38. PANDAS Development Team. *pandas-dev/pandas: PANDAS*. Zenodo; 2020.

- 538 39. Waskom M. mwaskom/seaborn. Zenodo; 2020.
- 539 40. Hunter J. Matplotlib: a 2D graphics environment. *Comput Sci Eng*. 2009;9:90–5.
- 540 41. Richards G. georgiarichards/otc\_codeine [Internet]. GitHub. 2020 [cited 2021 Apr
- 541 3]. p. <https://doi.org/10.5281/zenodo.5720700>. Available from:
- 542 [https://github.com/georgiarichards/otc\\_codeine](https://github.com/georgiarichards/otc_codeine)
- 543 42. Richards G. Sales of over-the-counter (OTC) codeine-containing products in 31
- 544 countries, 2013-2019 [Internet]. OSF Regist. 2020 [cited 2021 Apr 3]. Available from:
- 545 <https://osf.io/ay4mc>
- 546 43. Richards GC, Mahtani KR, Goldacre B, Heneghan C. 135 Trends and variation in
- 547 the sales of over-the-counter analgesics: a protocol for a retrospective database study
- 548 and policy review. *BMJ Evidence-Based Med* [Internet]. 2018. p. A63.2-A64. Available
- 549 from: [10.1136/bmjebm-2018-111070.135](https://doi.org/10.1136/bmjebm-2018-111070.135)
- 550 44. Richards GC, Hobbs R, Aronson JK, Heneghan C. Sales of over-the-counter (OTC)
- 551 codeine-containing products [Internet]. OSF. 2021 [cited 2021 Jan 4]. Available from:
- 552 <https://osf.io/yt6bf/>
- 553 45. Kamerman PR, Bradshaw D, Laubscher R, Pillay-Van Wyk V, Gray GE, Mitchell
- 554 D, et al. Almost 1 in 5 South African adults have chronic pain: a prevalence study
- 555 conducted in a large nationally representative sample. *Pain* [Internet]. 2020;161:1629–
- 556 35. Available from: [10.1097/J.PAIN.0000000000001844](https://doi.org/10.1097/J.PAIN.0000000000001844)
- 557 46. Foley M, Carney T, Rich E, Dada S, Mburu C, Parry C. A study of medical
- 558 professionals’ perspectives on medicines containing codeine in South Africa. *South*
- 559 *African J Psychiatry* [Internet]. 2018;24. Available from:
- 560 [10.4102/sajpsychiatry.v24i0.1162](https://doi.org/10.4102/sajpsychiatry.v24i0.1162)
- 561 47. Dada S, Burnhams NH, van Hout MC, Parry CDH. Codeine misuse and dependence
- 562 in South Africa – learning from substance abuse treatment admissions. *South African*
- 563 *Med J* [Internet]. 2015;105:776–9. Available from: [10.7196/SAMJnew.8172](https://doi.org/10.7196/SAMJnew.8172)
- 564 48. VICE Video. Zimbabwe’s Codeine Cough Syrup Epidemic [Internet]. 2018 [cited
- 565 2021 Feb 1]. Available from: [https://video.vice.com/en\\_uk/video/vice-zimbabwes-](https://video.vice.com/en_uk/video/vice-zimbabwes-codeine-cough-syrup-epidemic-1-104/5c373790be407707904345c1)
- 566 [codeine-cough-syrup-epidemic-1-104/5c373790be407707904345c1](https://video.vice.com/en_uk/video/vice-zimbabwes-codeine-cough-syrup-epidemic-1-104/5c373790be407707904345c1)
- 567 49. Foley M, Carney T, Harris R, Fitzpatrick E, Rapca-Veillet A, Van Hout MC.
- 568 Medicines containing codeine: perspectives of medical professionals in the Republic of
- 569 Ireland. *Ir J Med Sci* [Internet]. 2017;186:555–63. Available from: [10.1007/s11845-](https://doi.org/10.1007/s11845-)



- 570 016-1546-z
- 571 50. Van Hout MC, Horan A, Santlal K, Rich E, Bergin M. “Codeine is my companion”:  
572 Misuse and dependence on codeine containing medicines in Ireland. *Ir J Psychol Med*  
573 [Internet]. 2018;35:275–88. Available from: [10.1017/ipm.2015.60](https://doi.org/10.1017/ipm.2015.60)
- 574 51. Birchall E, Perry IJ, Corcoran P, Daly C, Griffin E. The impact of guidance on the  
575 supply of codeine-containing products on their use in intentional drug overdose. *Eur J*  
576 *Public Health* [Internet]. Oxford University Press (OUP); 2021 [cited 2021 Jun 2];1–6.  
577 Available from: [https://academic.oup.com/eurpub/advance-](https://academic.oup.com/eurpub/advance-article/doi/10.1093/eurpub/ckab082/6285556)  
578 [article/doi/10.1093/eurpub/ckab082/6285556](https://academic.oup.com/eurpub/advance-article/doi/10.1093/eurpub/ckab082/6285556)
- 579 52. Nomura K, Kitagawa Y, Yuda Y, Takano-Ohmuro H. Medicine reclassification  
580 processes and regulations for proper use of over-the-counter self-care medicines in  
581 Japan. *Risk Manag Healthc Policy* [Internet]. 2016;9:173–83. Available from:  
582 [10.2147/RMHP.S98099](https://doi.org/10.2147/RMHP.S98099)
- 583 53. de Villiers J. Here are the over-the-counter medicines you may need a prescription  
584 for in future - including Adcodol and Nurofen Plus [Internet]. *Bus. Insid. SA*. 2020  
585 [cited 2021 Jan 25]. Available from: [https://www.businessinsider.co.za/codeine-](https://www.businessinsider.co.za/codeine-containing-medicines-in-south-africa-to-be-affected-by-south-african-health-products-regulatory-authoritys-up-scheduling-move-2020-1)  
586 [containing-medicines-in-south-africa-to-be-affected-by-south-african-health-products-](https://www.businessinsider.co.za/codeine-containing-medicines-in-south-africa-to-be-affected-by-south-african-health-products-regulatory-authoritys-up-scheduling-move-2020-1)  
587 [regulatory-authoritys-up-scheduling-move-2020-1](https://www.businessinsider.co.za/codeine-containing-medicines-in-south-africa-to-be-affected-by-south-african-health-products-regulatory-authoritys-up-scheduling-move-2020-1)
- 588 54. Ridley D. Swiss experts advise codeine reverse-switch [Internet]. *LinkedIn*. 2018  
589 [cited 2021 Jan 25]. Available from: [https://www.linkedin.com/pulse/swiss-experts-](https://www.linkedin.com/pulse/swiss-experts-advise-codeine-reverse-switch-david-ridley/)  
590 [advise-codeine-reverse-switch-david-ridley/](https://www.linkedin.com/pulse/swiss-experts-advise-codeine-reverse-switch-david-ridley/)
- 591 55. MHRA. UK regulator strengthens opioid warnings [Internet]. *Vigil. Saf. alerts*  
592 *Guid*. 2020 [cited 2021 Jan 20]. Available from:  
593 <https://www.gov.uk/government/news/uk-regulator-strengthens-opioid-warnings>
- 594 56. Government of Canada. Forward Regulatory Plan 2019-2021: Regulations  
595 Amending the Narcotic Control Regulations under the Controlled Drugs and Substances  
596 Act to make all products containing codeine available by prescription only while  
597 ensuring access to these medications [Internet]. 2019 [cited 2021 Jan 28]. Available  
598 from: [https://www.canada.ca/en/health-canada/corporate/about-health-](https://www.canada.ca/en/health-canada/corporate/about-health-canada/legislation-guidelines/acts-regulations/forward-regulatory-plan/plan/codeine-prescription.html)  
599 [canada/legislation-guidelines/acts-regulations/forward-regulatory-plan/plan/codeine-](https://www.canada.ca/en/health-canada/corporate/about-health-canada/legislation-guidelines/acts-regulations/forward-regulatory-plan/plan/codeine-prescription.html)  
600 [prescription.html](https://www.canada.ca/en/health-canada/corporate/about-health-canada/legislation-guidelines/acts-regulations/forward-regulatory-plan/plan/codeine-prescription.html)
- 601 57. Schaffer AL, Cairns R, Brown JA, Gisev N, Buckley NA, Pearson SA. Changes in

602 sales of analgesics to pharmacies after codeine was rescheduled as a prescription only  
603 medicine. *Med J Aust.* John Wiley and Sons Inc.; 2020;212:321–7.

604 58. Fadhil I, Lyons G, Payne S. Barriers to, and opportunities for, palliative care  
605 development in the Eastern Mediterranean Region [Internet]. *Lancet Oncol.* 2017. p.  
606 e176–84. Available from: [10.1016/S1470-2045\(17\)30101-8](https://doi.org/10.1016/S1470-2045(17)30101-8)

607 59. Berterame S, Erthal J, Thomas J, Fellner S, Vosse B, Clare P, et al. Use of and  
608 barriers to access to opioid analgesics: A worldwide, regional, and national study.  
609 *Lancet* [Internet]. 2016;387. Available from: [10.1016/S0140-6736\(16\)00161-6](https://doi.org/10.1016/S0140-6736(16)00161-6)

610 60. Richards GC, Aronson JK, Mahtani KR, Heneghan C. Global, regional, and national  
611 consumption of controlled opioids: a cross-sectional study of 214 countries and non-  
612 metropolitan territories. *Br J Pain* [Internet]. 2021; Available from:  
613 <https://doi.org/10.1177/20494637211013052>

614 61. Richards GC, Aronson JK, Heneghan C, Mahtani KR, Koshiaris C, Persaud N.  
615 Relation between opioid consumption and inclusion of opioids in 137 national essential  
616 medicines lists. *BMJ Glob Heal* [Internet]. 2020;5:1–8. Available from: [10.1136/bmjgh-](https://doi.org/10.1136/bmjgh-2020-003563)  
617 [2020-003563](https://doi.org/10.1136/bmjgh-2020-003563)

618 62. Marsh S. “I could get 500 tablets a month”: the ease of buying opiates online  
619 [Internet]. *Guard.* 2019 [cited 2021 Jan 24]. Available from:  
620 [https://www.theguardian.com/society/2019/apr/26/i-could-get-500-tablets-a-month-](https://www.theguardian.com/society/2019/apr/26/i-could-get-500-tablets-a-month-ease-of-buying-opiates-online)  
621 [ease-of-buying-opiates-online](https://www.theguardian.com/society/2019/apr/26/i-could-get-500-tablets-a-month-ease-of-buying-opiates-online)

622 63. NHS England. The Controlled Drugs (Supervision of Management and Use)  
623 Regulations 2013 [Internet]. Single Oper. Model. 2013 [cited 2021 Apr 19]. Available  
624 from: <https://www.england.nhs.uk/wp-content/uploads/2013/11/som-cont-drugs.pdf>

625 64. PSNC. Controlled Drug prescription forms and validity [Internet]. *Pharm. Serv.*  
626 *Negot. Comm.* 2020 [cited 2021 Apr 19]. Available from:  
627 [https://psnc.org.uk/dispensing-supply/dispensing-controlled-drugs/controlled-drug-](https://psnc.org.uk/dispensing-supply/dispensing-controlled-drugs/controlled-drug-prescription-forms-and-validity/)  
628 [prescription-forms-and-validity/](https://psnc.org.uk/dispensing-supply/dispensing-controlled-drugs/controlled-drug-prescription-forms-and-validity/)

629 65. INCB. Narcotic Drugs — Estimated World Requirements for 2020 — Statistics for  
630 2018 [Internet]. Vienna; 2019 [cited 2020 Oct 25]. Available from:  
631 [https://apps.who.int/iris/bitstream/handle/10665/325771/WHO-MVP-EMP-IAU-](https://apps.who.int/iris/bitstream/handle/10665/325771/WHO-MVP-EMP-IAU-2019.06-eng.pdf)  
632 [2019.06-eng.pdf](https://apps.who.int/iris/bitstream/handle/10665/325771/WHO-MVP-EMP-IAU-2019.06-eng.pdf)

633

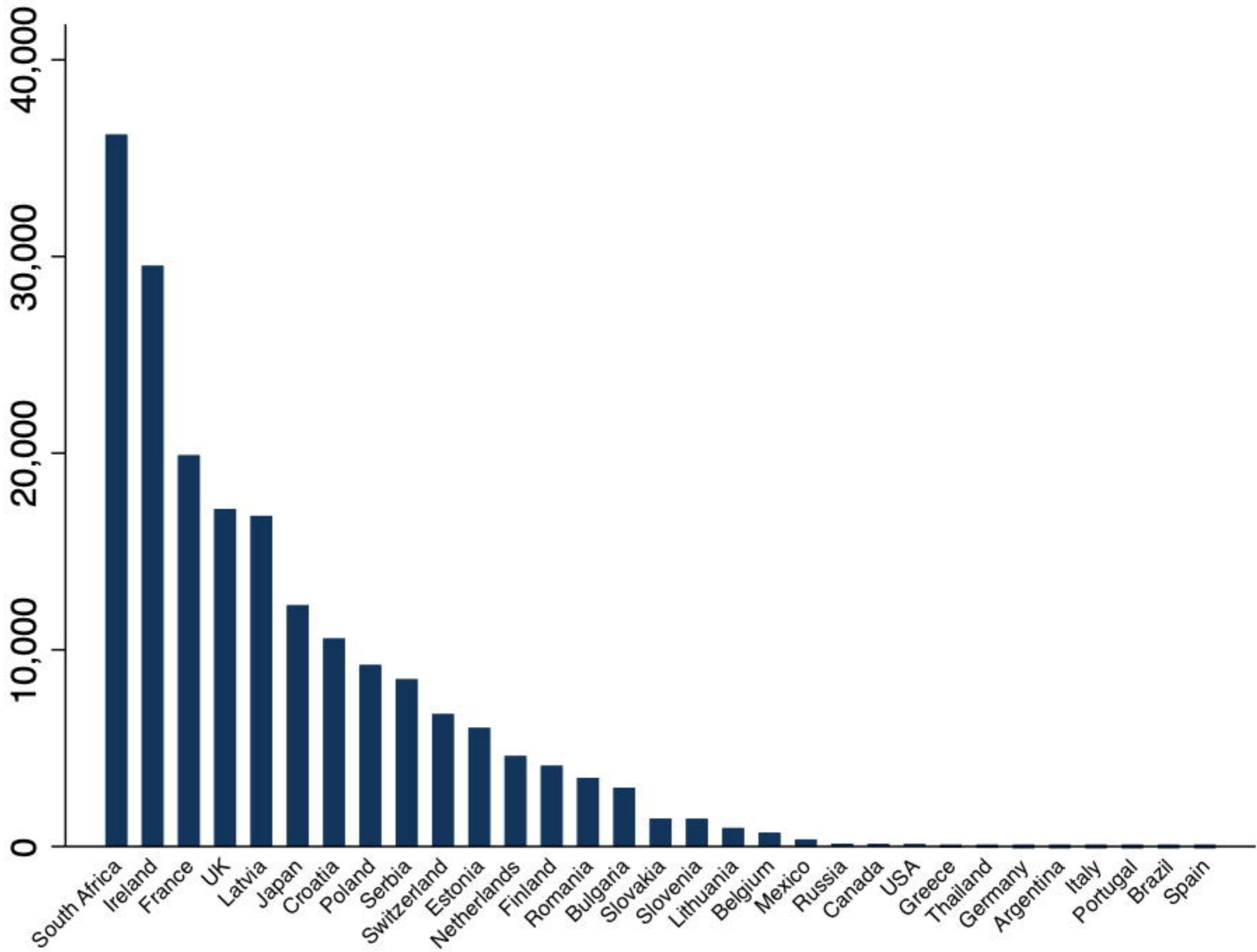
**Table 1:** Mean sales of OTC codeine-containing products and public expenditure reported by *IQVIA* between April 2013 and March 2019 in 31 countries, and adjusted for *IQVIA*'s data coverage, in alphabetical order

Country	No. of products	Coverage (%)	mean dosage units per 1000 population (SD)		mean public expenditure, £ per 1000 population (SD)	
			Reported sales	Adjusted* sales	Reported expenditure	Adjusted* expenditure
Argentina	1	73	0.111 (0.19)	0.152 (0.26)	0.002 (0.004)	0.003 (0.005)
Belgium	32	71	497 (849)	700 (1195)	40 (40)	56 (57)
Brazil	3	53	0.0018 (0.003)	0.0034 (0.005)	0.0004 (0.0008)	0.0008 (0.002)
Bulgaria	8	85	2537 (163)	2984 (192)	323 (40)	380 (47)
Canada	4	87	117 (44)	135 (51)	7 (6)	8 (7)
Croatia	2	67	7084 (469)	10573 (699)	1254 (93)	1871 (138)
Estonia	5	88	5305 (1081)	6029 (1228)	1032 (273)	1173 (310)
Finland	2	73	2996 (310)	4104 (424)	106 (9)	146 (12)
France	36	79	15717 (10558)	19895 (13365)	743 (449)	941 (569)
Germany	28	86	0.770 (0.18)	0.895 (0.2)	0.136 (0.07)	0.159 (0.08)
Greece	1	60	27 (16)	45 (27)	1 (0.76)	2 (1.27)
Ireland	23	80	23621 (2566)	29526 (3207)	5741 (624)	7176 (781)
Italy	2	37	0.0068 (0.013)	0.0182 (0.04)	0.0018 (0.004)	0.0048 (0.009)
Japan	28	56	6870 (4780)	12268 (8536)	869 (659)	1552 (1176)

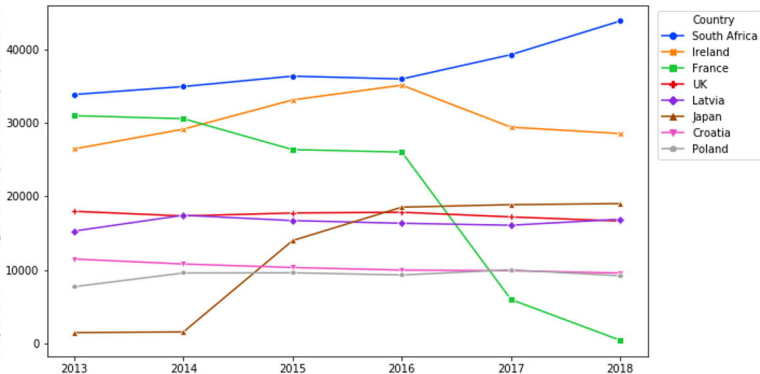
Latvia	19	92	15468 (682)	16813 (741)	728 (178)	791 (193)
Lithuania	2	92	865 (169)	940 (183)	266 (75)	289 (82)
Mexico	2	61	221 (89)	362 (145)	8 (3)	12 (5)
Netherlands	7	58	2668 (299)	4600 (516)	118 (10)	204 (18)
Poland	19	75	6921 (598)	9228 (797)	491 (89)	655 (119)
Portugal	2	58	0.007 (0.01)	0.012 (0.18)	0.0008 (0.001)	0.0014 (0.002)
Romania	15	85	2969 (191)	3493 (225)	329 (63)	987 (75)
Russia	24	65	96 (41)	148 (63)	18 (8)	27 (12)
Serbia	5	100	8505 (451)	8505 (451)	692 (79)	692 (79)
Slovakia	5	85	1205 (74)	1418 (87)	323 (42)	380 (49)
Slovenia	2	97	1364 (93)	1407 (96)	309 (24)	319 (25)
South Africa	157	86	31133 (3154)	36202 (3667)	1266 (265)	1472 (308)
Spain	2	48	0.0015 (0.004)	0.0032 (0.008)	0.0001 (0.0003)	0.0002 (0.0006)
Switzerland	44	75	5051 (1473)	6734 (1965)	675 (80)	900 (107)
Thailand	3	22	6 (3)	28 (12)	0.117 (0.06)	0.532 (0.29)
UK	83	67	11500 (333)	17164 (497)	1599 (97)	2387 (144)
USA	3	47	57 (26)	120 (55)	4 (1)	9 (2.3)

\*Adjusted metrics were calculated by dividing IQVIA's reported values by the coverage percentages provided by IQVIA  
 OTC: over-the-counter; SD: standard deviation

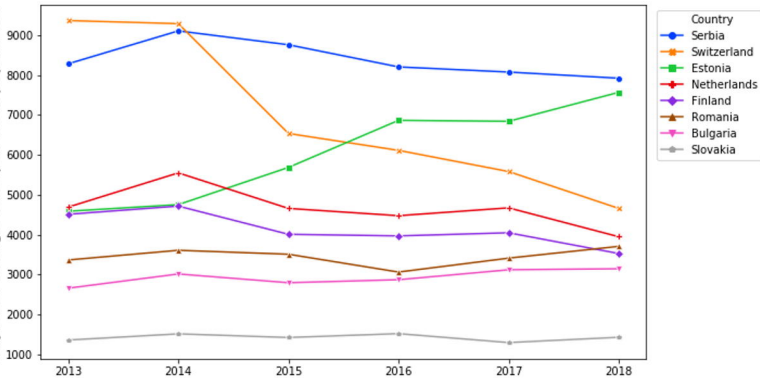
Adjusted mean dosage units per 1000 population



Adjusted dosage units per 1000 population



Adjusted dosage units per 1000 population



Adjusted mean expenditure (£, GBP) per 1000 population

