

1 **TITLE**

2 Implementation of SARS-CoV-2 monoclonal antibody infusion sites at three medical centers in the
3 United States: Strengths and challenges assessment to inform COVID-19 pandemic and future public
4 health emergency use

5

6 **AUTHORS**

7 Anastasia S. Lambrou^{1,2}, John T. Redd¹, Miles A. Stewart^{1,2}, Kaitlin Rainwater-Lovett^{1,2}, Jonathan K.
8 Thornhill^{1,2}, Lynn Hayes¹, Gina Smith¹, George M. Thorp¹, Christian Tomaszewski^{3,4}, Adolphe Edward^{3,4},
9 Natalia Elías Calles⁵, Mark Amox⁶, Steven Merta⁶, Tiffany Pfundt¹, Victoria Callahan¹, Adam Tewell¹,
10 Helga Scharf-Bell¹, Samuel Imbriale¹, Jeffrey D. Freeman^{1,2}, Michael Anderson¹, Robert P. Kadlec¹

11

12 **AFFILIATIONS**

13 ¹Office of the Assistant Secretary for Preparedness and Response, U. S. Department of Health and
14 Human Services, Washington, DC, U.S.

15 ²Johns Hopkins University Applied Physics Laboratory, Laurel, Maryland, U.S.

16 ³El Centro Regional Medical Center, El Centro, CA, U.S.

17 ⁴UC San Diego Health, San Diego, CA, U.S.

18 ⁵TMC HealthCare, Tucson, AZ, U.S.

19 ⁶Sunrise Hospital and Medical Center, Las Vegas, NV, U.S.

20

21 **CORRESPONDING AUTHOR**

22 Anastasia S. Lambrou, PhD

23 Anastasia.Lambrou@hhs.gov

24

25 **ABSTRACT**

26 **Background:** The COVID-19 pandemic caught the globe unprepared without targeted medical
27 countermeasures, such as therapeutics, to target the emerging SARS-CoV-2 virus. However, in recent
28 months multiple monoclonal antibody therapeutics to treat COVID-19 have been authorized by the U.S.
29 Food and Drug Administration (FDA) under Emergency Use Authorization (EUA). Despite these
30 authorizations and promising clinical trial efficacy results, monoclonal antibody therapies are currently
31 underutilized as a treatment for COVID-19 across the U.S. Many barriers exist when deploying a new
32 infused therapeutic during an ongoing pandemic with limited resources and staffing, and it is critical to
33 better understand the process and site requirements of incorporating monoclonal antibody infusions
34 into pandemic response activities.

35 **Methods:** We examined the monoclonal antibody infusion site process components, resources, and
36 requirements during the COVID-19 pandemic using data from three initial infusion sites at medical
37 centers in the U.S. supported by the National Disaster Medical System. A descriptive analysis was
38 conducted using process assessment metrics to inform recommendations to strengthen monoclonal
39 antibody infusion site implementation.

40 **Results:** The monoclonal antibody infusion sites varied in physical environment and staffing models due
41 to state policies, infection control mechanisms, and underlying medical system structure, but exhibited a
42 common process workflow. Sites operationalized an infusion process staffing model with at least two
43 nurses per ten infusion patients. Monoclonal antibody implementation success factors included tailoring
44 the infusion process to the patient community, strong engagement with local medical providers, batch
45 preparing the therapy before patient arrival, placing the infusion center in proximity to emergency
46 services, and creating procedures resilient to EUA changes. Infusion process challenges stemmed from
47 confirming patient SARS-CoV-2 positivity, strained staff, scheduling needs, and coordination with the
48 pharmacy for therapy preparation.

49 **Conclusions:** Infusion site processes are most effective when integrated into the pre-existing pandemic
50 response ecosystems and can be implemented with limited staff and physical resources. As the
51 pandemic and policy tools such as EUAs evolve, monoclonal antibody infusion processes must also
52 remain adaptable, as practice changes directly affect resources, staffing, timing, and workflows. Future
53 use may be aided by incorporating innovative emergency deployment techniques, such as vehicle and
54 home-based therapy administration, and by developing drug delivery mechanisms that alleviate the
55 need for observed intravenous infusions by medically-accredited staff.

56

57

58

59

60

61

62

63

64

65

66

67

68

69

70

71

72

73 **BACKGROUND**

74 Severe acute respiratory syndrome coronavirus (SARS-CoV-2) emerged in late 2019 and ignited a global
75 pandemic with detrimental impacts on health systems across the world. This novel virus caught the
76 globe unprepared without targeted medical countermeasures (MCMs), such as therapeutics, to treat
77 individuals with coronavirus 2019 (COVID-19). As the pandemic progressed and scientific progress was
78 rapidly stimulated, the therapeutic toolkit to treat COVID-19 evolved to include monoclonal antibodies.¹
79 Monoclonal antibody therapeutics to treat COVID-19 are composed of laboratory-synthesized SARS-
80 CoV-2 neutralizing antibodies, most often isolates from infected individuals, isolated for specific
81 immunologic properties such as binding, neutralization, and effector functions.² Since November 2020,
82 multiple formulations of monoclonal antibodies have been authorized by U.S. Food and Drug
83 Administration's (FDA) under Emergency Use Authorization (EUA).³ Recent clinical trials on monoclonal
84 antibody therapies suggest that early use of these drugs can reduce COVID-19 symptom severity, SARS-
85 CoV-2 viral load, and hospitalization in infused outpatient populations as compared to individuals given
86 placebos.⁴⁻⁶ Real-world effectiveness studies have also provided evidence that monoclonal antibody
87 infusions reduce hospitalization rates in high risk patient populations.⁷⁻⁹ These monoclonal antibody
88 therapies are currently administered as intravenous infusions to treat individuals with mild to moderate
89 COVID-19. The EUAs also specify monoclonal antibody infusion eligibility requirements for potential
90 patients at high risk for COVID-19 complications, such as age, BMI, and pre-existing conditions (SI Table
91 1). EUAs are regulatory tools used during public health emergencies, such as pandemics, to expand use,
92 system implementation, and further study of new therapeutics.¹⁰

93 Despite the EUAs and promising clinical trial results, monoclonal antibody therapies are
94 currently underutilized as a treatment for COVID-19 across the U.S. This is hypothesized to be due to
95 gaps in outreach to both providers and patient communities, strict EUA criteria, and infusion site
96 implementation barriers during the ongoing pandemic, such as staffing, resources, and infection

97 control.¹¹ Incorporating monoclonal antibodies into COVID-19 response efforts may relieve stress on
98 medical centers through reducing disease severity and hospitalizations.¹² Monoclonal antibody use is
99 increasing in some settings across the U.S., but there is limited research on the implementation of this
100 therapy, resources needed to maintain an infusion site, and lessons learned to inform the scale-up of
101 this pandemic response tool. Monoclonal antibody therapeutics may also play a critical role in future
102 emerging biological threats, including the newly-described emerging variant SARS-CoV-2 isolates, as
103 they can be rapidly manufactured and can be used as a treatment before other MCMs, such as vaccines,
104 are evaluated and distributed.¹³ Vaccines may also require multiple weeks or doses to elicit protection,
105 while monoclonal antibodies serve as a treatment to reduce the burden of a novel pathogen. It is critical
106 to learn from the ongoing implementation of monoclonal antibody infusions during the COVID-19
107 pandemic to inform the scale-up of this therapy, and other biologics, during the current and future
108 emergencies.

109 The purpose of this investigation was to describe monoclonal antibody infusion site
110 implementation and requirements during the COVID-19 pandemic using data from three sites in the U.S.
111 supported by the Office of the Assistant Secretary for Preparedness and Response (ASPR). A set of
112 standard metrics was utilized to evaluate site infusion process staffing model, resources, strengths and
113 challenges. Diagrams of the monoclonal antibody infusion process components and infusion site
114 physical environment illustrate various therapy implementation layouts. The descriptive metrics analysis
115 informs the implementation of a monoclonal antibody infusion site for the COVID-19 pandemic
116 response efforts and for future use to tackle emerging infectious disease threats. This is a critical
117 window during the pandemic in the U.S. to examine the implementation of monoclonal antibody
118 infusion sites for outpatients as the response is currently marked by recent therapy EUAs and the
119 steadily growing mass distribution of COVID-19 vaccines.

120

121 **METHODS**

122 **Infusion Sites**

123 Data were collected from three medical centers in the United States (U.S.), El Centro Regional Medical
124 Center (El Centro, CA), TMC HealthCare (Tucson, AZ), and Sunrise Hospital and Medical Center (Las
125 Vegas, NV) between January and February 2021. These sites recently implemented monoclonal antibody
126 infusions during the pandemic to treat individuals with mild and moderate COVID-19 using EUA criteria
127 and by collaborating with ASPR's National Disaster Medical System (NDMS) Disaster Medical Assistance
128 Teams (DMATs). All three medical sites then transitioned to maintaining their own monoclonal antibody
129 infusion sites without ASPR support and incorporated monoclonal antibody infusion into their COVID-19
130 pandemic response workflows. This investigation was concerned with describing the infusion site
131 process workflows after the DMAT teams departed and the medical systems transitioned their
132 processes to ensure sustainability during the COVID-19 pandemic. These sites were selected due to their
133 early adoption of monoclonal antibody delivery and experience in site implementation and
134 maintenance. The three sites also exhibited diverse and underserved patient populations, process
135 approaches, infrastructures, and physical locations to inform monoclonal antibody infusion process
136 scale-up across the U.S. This clinical support activity was conducted as part of the ASPR public health
137 response to the COVID-19 pandemic and at the request of the host institutions. Under HHS Office of
138 Health Research Protection guidelines, it was judged a non-research COVID-19 response activity. The
139 Johns Hopkins University Applied Physics Laboratory (JHU/APL) Environmental Health Services Board
140 and all three medical sites also deemed this work non-human subjects research exempt from institution
141 review board approval.

142

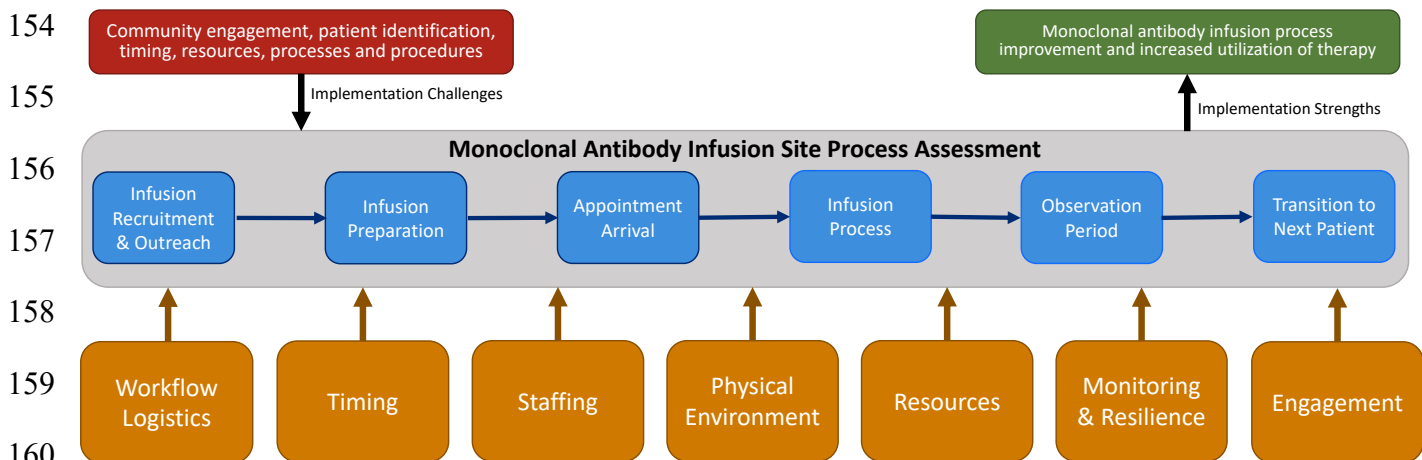
143

144

145 **Data Collection**

146 Data were collected through three mechanisms to inform the monoclonal antibody infusion process
147 assessment, model, and recommendations: 1) key informant interviews, 2) onsite observations, and 3)
148 infusion records. A process assessment framework informed the seven key metrics on which data were
149 collected to ensure standard data collection at each site (Figure 1): logistics, timing, staffing, physical
150 environment, resources, monitoring and resilience, and engagement (SI Table 2). The seven framework
151 metrics describe critical quantitative and qualitative characteristics of the infusion process to inform the
152 assessment and propose future recommendations.

153



161 **Figure 1.** Monoclonal antibody infusion site process assessment framework and metrics to examine the strengths
162 and challenges related to implementation.

163

164 Semi-structured key informant interviews were conducted at each site using an interview guide to
165 collect data on infusion process assessment metrics to ensure standard data collection. Interviews were
166 conducted with the medical center's Chief Medical Officer (CMO), infusion site logistics lead, infection
167 control lead, director of pharmacy, and infusion site staff. Each of the three different medical centers'
168 monoclonal antibody infusion sites were visited by the study team to observe and map the infusion

169 process workflow. Each step in the infusion process was timed for multiple patients and the staff,
170 resources, and information needed for the step were recorded. The onsite observations also facilitated
171 validating data from the key informant interviews.

172

173 **Descriptive Analyses**

174 Descriptive analysis of the monoclonal antibody infusion process was conducted to examine the timing,
175 staffing needs, resources, and information flow of each component of the process. The process was
176 examined from patient engagement through the infusion appointment and discharge from the infusion
177 site. The physical environment of each infusion site was also mapped to analyze resource and
178 implementation needs for this new therapy option. Data on each process metric from the process
179 assessment framework was synthesized and compiled for each site.

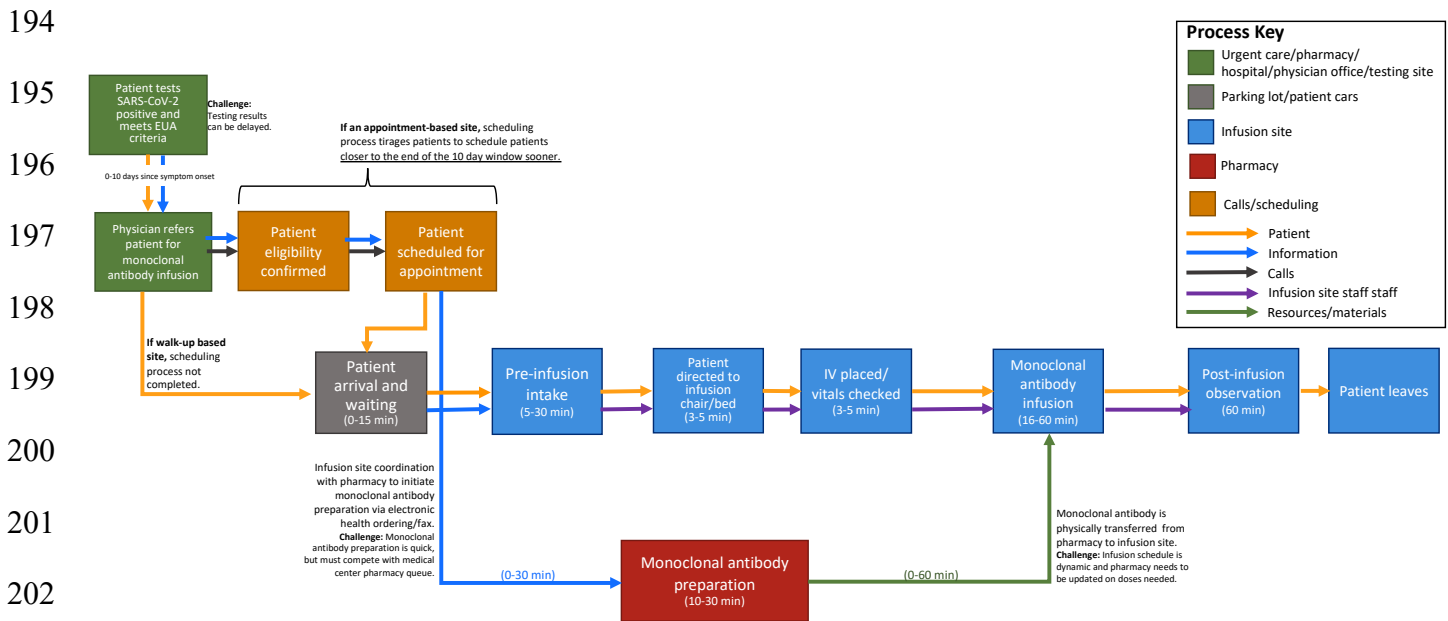
180

181 **RESULTS**

182 **Infusion Site Process Workflow**

183 A descriptive analysis of three medical center monoclonal antibody infusion sites was conducted using a
184 process assessment to inform recommendations to strengthen infusion site implementation during
185 current pandemic response efforts. This investigation evaluated the process of monoclonal antibody
186 infusion and staffing equipment, physical space, and resource requirements during the COVID-19
187 pandemic. A general monoclonal antibody infusion site workflow process (Figure 2) was developed to
188 integrate the data from the three data collection sites. It is important to note that there was not a single
189 standard monoclonal antibody infusion site process workflow. Each site exhibited common process
190 components, staffing models, and resources, yet adapted the system to address local policies, patient
191 populations, and medical center characteristics. An effective monoclonal antibody infusion site

192 optimized the volume of infused patients and minimized patient appointment time and stress on the
 193 underlying medical system.



204 **Figure 2.** General monoclonal antibody infusion site process workflow examining the network of physical
 205 environments, patients, information, calls, staff, and resources, informed by the workflows and assessments of
 206 each data collection site.

207

208 The sites exhibited two major medical center mechanisms of implementing a monoclonal
 209 antibody infusion site: 1) an outpatient infusion clinic model, and 2) an Emergency Department (ED)
 210 medication visit model (Table 1). Site 1 employed a model tied to ED operations, while Sites 2 and 3
 211 operated as outpatient infusion sites co-located with a medical center. The infusion sites also presented
 212 two appointment types: 24/7 walk-up and scheduled appointments during business hours. The three
 213 sites started infusions at different times: first Site 1 started on November 17th, 2020, and Sites 2 and 3
 214 initiated infusions the same week, respectively on January 7th and 8th, 2021. Site 1 completed 636
 215 infusion since starting the site with an average rate of 6 infusions per day. Site 2 recorded the highest

216 number of infusions with 824 patients infused, amounting to a rate of approximately 16 infusions per
217 day. Lastly, Site 3 completed 402 infusions with a rate of 8 patients infused per day.

218 Generally, the process components were initiated by a prospective patient testing positive for
219 SARS-CoV-2, and with scheduling-based infusion sites, patients having first to obtain a provider referral
220 for monoclonal antibody treatment with confirmation that they meet the EUA criteria Robust and timely
221 local SARS-CoV-2 test result turnaround was critical to effective monoclonal antibody implementation,
222 as the current EUA requires the infusion to occur within 10 days of symptom onset in patients with a
223 documented positive COVID viral test result. Areas with SARS-CoV-2 testing turnaround close to one
224 week delayed patient referral and created monoclonal antibody uptake obstacles. Infusion site
225 appointments had three major components. The first component was a pre-infusion intake process to
226 confirm patient eligibility, collect vitals, obtain patient consent, and insert an IV. The next component
227 was the monoclonal antibody infusion process, which ranged from 16-60 minutes depending upon the
228 specific therapy available and size of infusion bags. This time was EUA-dependent and this process must
229 remain flexible to changes in infusion requirements, as the guidelines changed from 60 to 16 minutes
230 during the study period. The last component was the EUA-specified 60-minute patient observation
231 period of each patient to monitor for any adverse events.

232 Three process components contributed the most to patient visit time variability: 1) scheduling
233 appointments, 2) pre-infusion patient intake, and 3) monoclonal antibody coordination with the medical
234 center pharmacy. These three process components also created stresses on already constrained staffing
235 resources. A critical barrier of the infusion process at each of the three sites was the pharmacy's
236 preparation of the monoclonal antibody and coordination with the infusion site on therapy doses and
237 timing. Scheduling-based infusion site pharmacies were equipped with data to enable pre-preparation
238 of monoclonal antibody doses in batches before patients arrive. The three infusion sites emphasized
239 that coordination with the pharmacy is difficult due to physical proximity and the need to conserve any

240 prepared doses. Monoclonal antibody infusion process workflows were strongly shaped by EUA
 241 requirements regarding drug preparation, storage, timing, and delivery.

242

243 **Table 1.** Monoclonal antibody infusion process logistics and timing metrics from the three National Disaster
 244 Medical System-supported infusion sites and related strengths and challenges to inform implementation.

245

Logistics and Timing Metrics	Site 1	Site 2	Site 3	Implementation Considerations	
				Strengths	Challenges
Infusion Site Type	Walk-up tent infusion site	Appointment-based outpatient infusion site	Appointment-based tent infusion site	<ul style="list-style-type: none"> • Walk-up sites were beneficial in communities with low healthcare system engagement • Appointment-based sites facilitated batch preparation of monoclonal antibody infusion doses, shortening the overall time of the appointment • 30-minute staggering between patient group arrivals improved patient flow due to 15-30 minute intake process 	<ul style="list-style-type: none"> • Walk-up sites exhibited longer wait times for on-demand pharmacy preparation of the monoclonal antibody • Batch preparation of monoclonal antibodies resulted in unused doses for walk-up systems • Walk-up site had large variability in timing due to confirming the patient's SARS-CoV-2 positivity upon arrival • Appointment-based sites required increased staffing and planning to schedule patients
Process Type	Emergency medical visit	Outpatient infusion procedure	Outpatient infusion procedure		
Infusion Site Start Date	Nov 17, 2020	Jan 7, 2021	Jan 8, 2021		
Total Patients Infused during Study Period <i>(Start-Feb 26 2021)</i>	636	824	402		
Average Rate (Patients/Day)	6	16	8		
Most Significant Logistics Barriers	<ul style="list-style-type: none"> • Confirming SARS-CoV-2 patient positivity criteria • Coordination with pharmacy for monoclonal antibody preparation 	<ul style="list-style-type: none"> • Coordination with pharmacy for monoclonal antibody preparation • Staffing needs for scheduling process 	<ul style="list-style-type: none"> • Coordination with pharmacy for monoclonal antibody preparation • Staffing needs for scheduling process 		
Hours of Operation	24 hours/day • 7 days a week	Monday-Friday • 9:00am-5:00pm	Monday-Friday • 9:00am-5:00pm		

246

247 **Infusion Process Staffing Metrics**

248 Similar to the infusion process components, the infusion site staffing metrics varied between sites. The
249 different staffing models relied on the same underlying requirements to ensure monoclonal antibody
250 referral, prescription, preparation, and administration (Table 2). Staffing models differed due to state
251 policies and the different underlying staffing structures of the three medical centers. Each staffing
252 model consisted of an advanced practice provider (APP) or physician, a nursing team, and a pharmacy
253 team. The infusion site operations relied heavily on the nursing team and the more effective infusion
254 process workflows separated the nursing team into two distinct task areas: patient pre-infusion intake
255 tasks and the infusion-related tasks. The consistent recommendation from the infusion sites for the
256 minimal staffing needs estimated two registered nurses (RNs) are needed for every 10 infusion patients.
257 Informed by initial implementation experience, sites recommended developing a process workflow split
258 into two staffing components with one RN completing pre-infusion and intake processes such as patient
259 initial vitals, data collection, and consent. All sites also recommended integrating paramedics, to start
260 IVs and monitor patients, into the staffing model to alleviate stress on constrained medical center
261 nursing staff. One site leveraged a local medical volunteer organization to support staffing the infusion
262 site during the ongoing pandemic to reduce stress on the medical center's pandemic response staffing.
263 Each of the three sites also strongly recommended initiating a multidisciplinary staffing meeting
264 between the medical center's leadership, pharmacy, infection control, ED, nursing, information
265 technology, and security to coordinate the implementation process and medical center staffing
266 allocation. These representatives were not needed for the day-to-day operations of the monoclonal
267 antibody infusion site, but their expertise and support were for developing the initial workflow and
268 staffing models at the three sites.

269

270 **Table 2.** Monoclonal antibody infusion process staffing metrics from the three National Disaster Medical System-
 271 supported infusion sites and strengths and challenges related to staffing and implementation decision-making.

Staffing Metrics	Infusion Site 1	Infusion Site 2	Infusion Site 3	Implementation Considerations	
				Strengths	Challenges
Staffing Model	<ul style="list-style-type: none"> 1-3 Registered Nurses (RNs): staff infusion site while also staffing Emergency Department (ED) overflow 1 Physician or Advanced Practice Provider (APP): based in the ED, but oversees referrals and prescriptions 1-2 Pharmacists: prepare the monoclonal antibody and transfer to tent 	<ul style="list-style-type: none"> 3-4 RNs: 1 Nurse Practitioner (NP): 1 Pharmacist: 1 Pharmacy Technician: 1 Courier: transfers prepared monoclonal antibody from pharmacy to infusion site 1 Scheduler: multiple types of infusions 1 Front Desk Staff Member 	<ul style="list-style-type: none"> 2-3 RNs 1 Medically-Credentialed Volunteer: 1 Physician: on-call hospitalist used to oversee referrals and prescriptions 1-2 Pharmacists 1 scheduler (dedicated to infusion site) 1 intake and tent entrance coordinator 	<ul style="list-style-type: none"> Recommended staffing model for monoclonal antibody infusion sites consists of 2 RNs for every 10 infusion patients/chairs Staffing models were strengthened by delegating tasks between the 2 RNs with 1 RN dedicated to the pre-infusion/intake process (vitals, registration, consent, etc.) and the other RN dedicated to IV insertion, infusion start, and observation process Medically accredited volunteers or paramedics in the community may serve as critical staffing resources for future sites Infusion site scheduler or arrival coordinator staffing facilitated shorter total appointment times Infusion process is not heavily physician staffing dependent 	<ul style="list-style-type: none"> Therapy implementation during an ongoing pandemic created large staffing barriers and staff were relocated based upon dynamic medical center needs Difficult to dedicate pharmacy staff only to monoclonal antibody preparation Staff time and resources are spent on the physical transfer of the monoclonal antibody therapy from the pharmacy to the infusion site Scheduling, requests, and outreach can encompass large amounts of staff time and resources Staffing plans require flexibility as EUA changes also change staff needs, training, and protocols
Full-Time Staff	0	5-6	5-6		
Support Staff	3-6	4	2-3		
Total staff	3-6	9-10	7-9 (1 volunteer)		

272

273

274 **Physical Environment and Resource Metrics**

275 The different external and internal physical environments exhibited by the three monoclonal antibody
276 infusion sites were influenced by infection control, resource transport, staffing, and emergency
277 response plan considerations. Monoclonal antibody recipients are all laboratory-confirmed SARS-CoV-2-
278 positive patients and likely infectious; consequently, it was critical to separate the infusion site from
279 other medical center operations with uninfected individuals. Two of the sites created temporary tent-
280 based infusion sites next to their ED to maintain a separate physical space and HVAC system for
281 infection control purposes, but remain near emergency services for potential adverse events and the
282 pharmacy for monoclonal antibody preparations. One site converted a former primary care clinic
283 located a short distance away from the main medical center into a monoclonal antibody infusion site.
284 This building was only being used by monoclonal antibody patients and the therapy was transferred by a
285 driving courier from the pharmacy in the main medical center campus to the site.

286 The sites differed in the total number of patients who could be infused at one point in time.
287 While the indoor site allocated six rooms for infusion, the two tent sites had 10 and 30 infusion chairs.
288 Medical and technological infusion site resources were needed to perform the infusion process, record
289 patient data, and ensure an infection-controlled environment. The resources did not vary greatly
290 between the three infusion sites; however, some sites improved the overall monoclonal antibody
291 infusion process by using a mobile, miniature refrigeration unit to store batches of the monoclonal
292 antibody and scanners to rapidly send prescription and paperwork (Table 3). The temporary tent sites
293 required more infrastructure resources such as electricity sources, power strips, lights, HVAC systems,
294 and generators to remain self-sufficient while adjacent to the medical center. At the current stage in the
295 pandemic, the three infusion sites did not report any supply chain barriers related to the physical
296 environment and infusion-related resources.

297 **Table 3.** Monoclonal antibody infusion process physical environment and resource metrics from the three National
 298 Disaster Medical System-supported infusion sites and related strengths and challenges to inform implementation.

Physical Environment & Resource Metrics	Site 1	Site 2	Site 3	Implementation Considerations	
				Strengths	Challenges
Physical Environment Type	Temporary Tents with heating, venting, and air condition (HVAC), electricity, generator, and outdoor mobile restroom	Offsite Indoor Infusion Site	Temporary Tent with HVAC, electricity, generator, and outdoor mobile restroom and handwashing station	<ul style="list-style-type: none"> • Temporary tents can lend themselves to easier infection control measures • Temporary tents may allow for closer proximity to Emergency services • Indoor infusion sites can be more climate resilient and may have pre-existing resources such as electricity and furniture 	<ul style="list-style-type: none"> • Temporary tents are difficult to implement in inclement weather and are less sustainable for the site long-term • Temporary tent may need services such as electricity, security, wireless internet, generator, and bathroom. • Temporary tent can be an additional cost if not provided by other entity • Indoor site must have separate entrance, exit, bathroom, and HVAC system from other medical services treating SARS-CoV-2 negative patients • Adjacent, outdoor location to ED removed a significant amount of parking required by increased patient demand at medical centers
Monoclonal Antibody Type(s) Infused	Bamlanivimab and REGN-COV2	Bamlanivimab	Bamlanivimab	<ul style="list-style-type: none"> • Easier to allocate and share common resources, such as infusion towers, went in a tent layout • Bamlanivimab recently EUA approved reduced infusion times to as little as 16 minutes 	<ul style="list-style-type: none"> • Tent sites require technological and furniture resources and may require resource storage during off hours • REGN-COV2 can take approximately 10-15 minutes longer to prepare due to
Medical Resources	<ul style="list-style-type: none"> • Intravenous (IV) supplies • Infusion towers/dials • Infusion chairs • Hospital beds • Personal protective 	<ul style="list-style-type: none"> • IV supplies • Infusion towers • Infusion chairs • PPE • Disinfectant • Crash cart • Emergency oxygen 	<ul style="list-style-type: none"> • IV supplies • Infusion towers/dials • Infusion chairs • PPE • Disinfectant • Blanket warmers • Crash cart 		

	<p>equipment (PPE)</p> <ul style="list-style-type: none"> • Disinfectant • Crash cart • Emergency oxygen • Sharps container • Biohazard waste disposal 	<ul style="list-style-type: none"> • Sharps container • Biohazard waste disposal 	<ul style="list-style-type: none"> • Emergency oxygen • Mini refrigerator (therapy storage) • Sharps container • Biohazard waste disposal 	<ul style="list-style-type: none"> • Refrigeration capacity at infusion site can allow for unused preparations to be stored for 24-36 hours future use depending on specific therapy • Phone capabilities allow for communication with the medical center, emergency services, and other stakeholders • Integrating the infusion site technology with the electronic health record system and electronic communications supported more effective processes 	<p>vials and packaging</p> <ul style="list-style-type: none"> • Products are both preservative-free and require immediate use after preparation unless refrigerated • Medical centers needed to ensure open supply chains for required medical resources • Infusion sites must be incorporated into biohazard waste medical center plans
<p>Technologic Resources</p>	<ul style="list-style-type: none"> • Vitals monitors • Computer to interface with electronic health record • Fax machine • Lights • Power cords • Electricity generator • HVAC system 	<ul style="list-style-type: none"> • Vitals monitors • Computer to interface with electronic health record • Infusion site specific phone line 	<ul style="list-style-type: none"> • Vitals monitors • Computer to interface with electronic health record • Fax machine to interface with pharmacy • Infusion site specific phone line • Lights • Power cords • Electricity generator • HVAC system • Security cameras and system 		

299

300

301

302

303

304

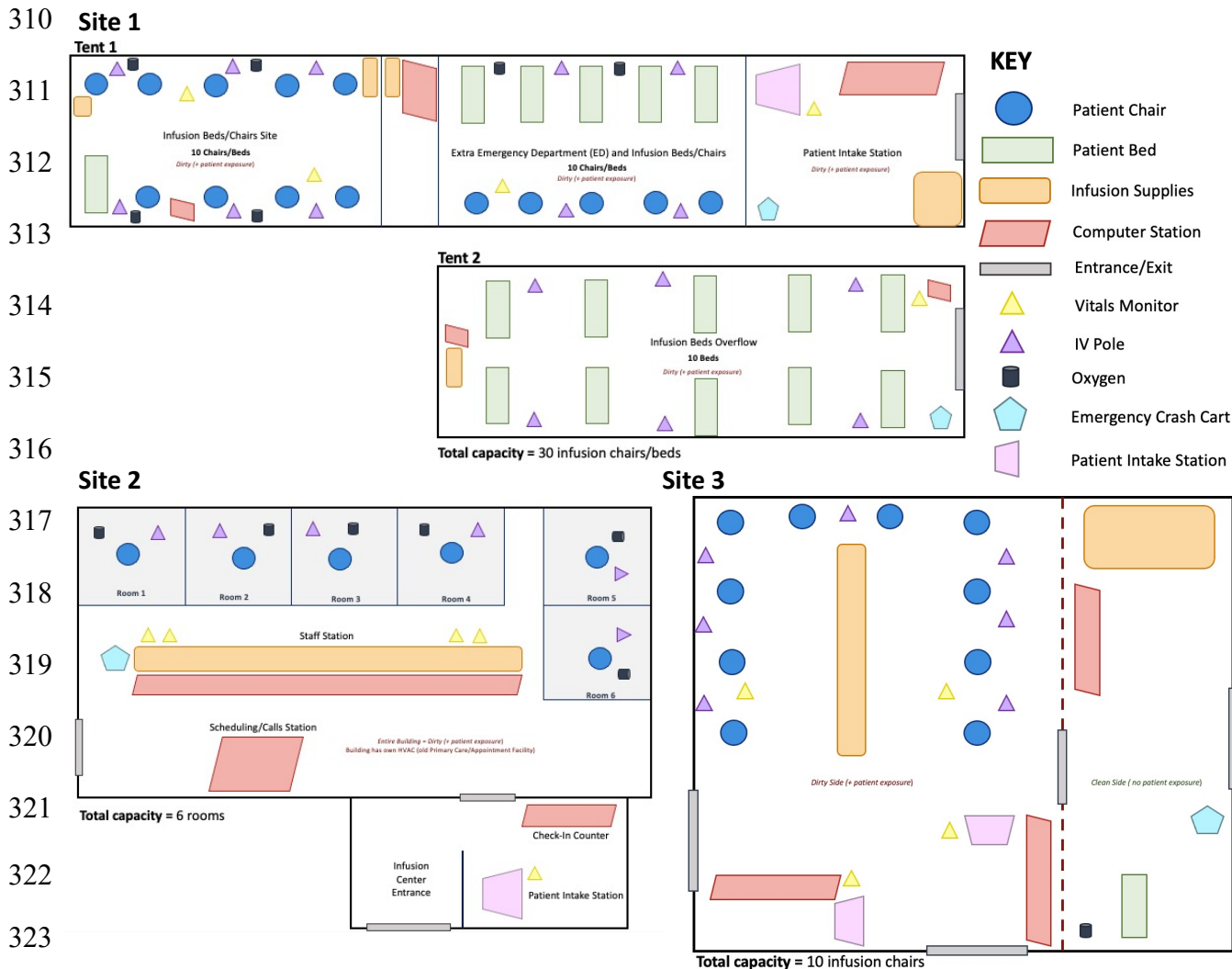
305

306

307

308

309



325 **Figure 3.** Monoclonal antibody infusion site physical environment schematics of Sites 1-3 indicating resources, site
326 type, and layout.

327

328 **Resilience, Monitoring, and Engagement Metrics**

329 Sustaining infusion sites through the pandemic required process resilience, monitoring, and

330 engagement. Two major barriers that can affect process resilience were monoclonal antibody infusion-

331 related adverse events and disruptions to the infusion schedule. The three sites had comprehensive

332 plans and resources in place to address a potential adverse event including the presence of a crash cart

333 at the infusion site, availability of oxygen, patient transport equipment, and medications to treat allergic
334 reactions. The temporary tent sites were also placed adjacent to the ED of the medical centers to ensure
335 close proximity to emergency services if needed. This was a challenge for the offsite physical
336 environment of Site 2 as emergency services would need to be called in the event of an adverse reaction
337 requiring further medical assistance. Disturbances to the schedule were not a potential challenge for
338 Site 1 as it was walk-in based including referrals of ED patients. Sites 2 and 3 emphasized the importance
339 of quickly refrigerating or relabeling an unused monoclonal antibody dose due to patients not arriving
340 for their appointments. This proved to be a difficulty for sites on Fridays as they were closed on the
341 weekends and the preservative-free monoclonal antibody drug products must be infused within 24
342 hours of preparation. Infusion process monitoring and evaluation varied greatly from site to site: one
343 site did not conduct any real-time analysis and other sites implemented dashboards to monitor progress
344 such as average patients per day, tracking adverse events, and patient appointment time estimates. A
345 large barrier to monoclonal antibody infusion site implementation during the COVID-19 pandemic was
346 engagement with patients and providers for education, outreach, and referrals.

347

348

349

350

351

352

353

354

355

356

357 **Table 4.** Monoclonal antibody infusion process resilience, monitoring, and engagement metrics from the three
 358 National Disaster Medical System-supported infusion sites and related strengths and challenges to inform
 359 implementation.

Resilience, Monitoring, & Engagement	Site 1	Site 2	Site 3	Implementation Considerations	
				Strengths	Challenges
Potential Adverse Events Protocol	<ul style="list-style-type: none"> Crash-cart located within the tent Site located adjacent to Emergency Department (ED) to address potential adverse events 	<ul style="list-style-type: none"> Crash-cart located within the tent Offsite of main medical campus, must call 911 for adverse events or related-emergencies 	<ul style="list-style-type: none"> Crash-cart located within the tent Site located adjacent to ED to address potential adverse events 	<ul style="list-style-type: none"> Strong engagements with the local community members, providers, and other medical sites built trust and increased therapeutic demand Utilizing an infusion dashboard and daily data metrics supported productive monitoring and evaluation Infusion site proximity to ED optimized rapid care for adverse events Dose repurposing or dose storage plan critical to address schedule and logistical disruptions Infusion site processes integrated into the pre-existing medical center pandemic response ecosystem 	<ul style="list-style-type: none"> Difficult to engage and build trust with particular patient and vulnerable communities due to mis- and disinformation on the COVID-19 pandemic Pandemic strain and fatigue served as barriers to engaging providers Barrier to stronger patient and community engagement was the delay in monoclonal antibody effectiveness data in outpatient populations
Schedule Disruption Impacts	<ul style="list-style-type: none"> Lacked pre-established schedule 	<ul style="list-style-type: none"> Doses from scheduled patients who do not arrive were stored in refrigerator for next infusion appointment block within 24 hours 	<ul style="list-style-type: none"> Doses from scheduled patients who do not arrive are stored in refrigerator for next infusion appointment block within 24 hours 		
Monitoring & Evaluation of Infusion Site	<ul style="list-style-type: none"> No formal monitoring and evaluation tools 	<ul style="list-style-type: none"> Utilized dashboard and electronic health records to monitor and evaluate progress and adjust process 	<ul style="list-style-type: none"> Uses whiteboard and electronic health records to monitor, evaluate, and adjust infusion process and schedule 		
Patient Engagement	<ul style="list-style-type: none"> Social media engagement such as Facebook Live Local billboards and newspaper articles 	<ul style="list-style-type: none"> Newspaper and online media Provider referral system 	<ul style="list-style-type: none"> Newspaper and online media News media interviews Provider referral system 		
Provider Engagement	<ul style="list-style-type: none"> Paper-based referral forms sent to provider offices 	<ul style="list-style-type: none"> Provider and urgent care sites via email, fax, and phone 	<ul style="list-style-type: none"> Provider and urgent care sites via email, fax, and phone 		

360

361

362

363

364 **DISCUSSION**

365 In these three Assistant Secretary for Preparedness and Response-supported monoclonal antibody
366 infusion sites, our primary finding was that existing processes do not need to be reinvented to
367 implement a successful infusion site during public health emergencies, as the therapy lends itself well to
368 integration into existing outpatient infusion processes and ED/Urgent Care medical visits. The sites
369 implemented various personnel, equipment, and resources to provide monoclonal antibody therapies in
370 communities with large burdens of COVID-19. The general structures of the three monoclonal antibody
371 process workflows described here are similar and have consistent major compartmental steps. Process
372 variations were introduced to address state and local requirements on staffing, prescription orders, and
373 to maintain medical center integration with other COVID-19 response workflows. As the COVID-19
374 pandemic and EUAs evolve, infusion site implementation and maintenance must remain adaptable to
375 changes in therapeutic administration, clinical criteria, requirements, resources, and site needs.

376 Although a successful monoclonal antibody infusion site can be implemented with minimal
377 staffing needs from the underlying healthcare system, the physical environment, resources, and work
378 require planning and systems integration to ensure effectiveness, robust infection control, and safety.
379 Medical volunteers or local paramedics can aid in staffing needs and also reduce the burden on the
380 healthcare system during an emergency. The major strengths of these diverse sites derived from strong
381 community and medical provider engagement on monoclonal antibodies, resilience to process
382 disruptions, and optimized workflows of separating pre-infusion tasking and infusion-related activities
383 between two nursing teams. The three sites demonstrated successful implementation during a
384 pandemic through strong leadership and staff, collaboration with the National Disaster Medical System
385 (NDMS), and flexibility to test and evaluate infusion process workflows. Common barriers and
386 challenges across the sites included coordinating the preparation of the monoclonal antibody in the
387 pharmacy, as it was not prepared at bedside. However, it is important to note that the EUA allows for

388 the therapy to be prepared at bedside and this preparation mechanism may be more effective at
389 particular types of sites, such as nursing homes, and at-home infusions. Infusion sites that scheduled
390 patients were better able to address this barrier by batch preparing infusion bags and storing in a
391 refrigerator. Scheduling monoclonal antibody infusion appointments was time- and staff-intensive;
392 however, scheduling enabled more efficient workflows and monoclonal antibody preparation.

393 Confirming patient test positivity and scheduling individuals within 10 days of their symptom
394 onset was another barrier to optimal monoclonal antibody infusions. Rigorous and timely testing and
395 result communication was a necessary foundation for infusion site success due to the requirement for
396 evidence of a positive test result. Future EUA changes and additional authorizations may address some
397 of the logistical challenges and barriers in infusion site implementation such as reducing infusion times,
398 changing storage and preparation requirements, and expanding patient criteria. Demand for this
399 therapy has not yet been maximized in many communities and the sites' process workflows can
400 accommodate more patients than their average numbers. Community and provider engagement is
401 critical for any new public health measure, but even more so during a pandemic, as the three sites
402 reported challenges addressing misinformation and disinformation on COVID-19 treatments and control
403 in their local communities.

404 The limitations of this descriptive analysis are rooted in its small sample size of three sites and
405 limited geographic scope. However, this study has been uniquely conducted during the pandemic to
406 inform ongoing public health action and infusion site implementation during this emergency. These
407 therapies are not yet widely available internationally and lessons learned now in the U.S. may be
408 generalizable to other settings implementing monoclonal antibodies for an emerging infectious disease.

409
410
411

412 **RECOMMENDATIONS FOR CURRENT AND FUTURE USE OF MONOCLONAL ANTIBODIES**

413 The monoclonal antibody infusion site process description and assessment has informed general
414 recommendations for the current implementation and future use of these therapies to tackle public
415 health emergencies (Table 5). For current and future use, infusion process workflow and environment
416 adaptability are critical as infusion times, requirements, and staffing change in emergencies. A primary
417 recommendation is to build workflows that can be sustainably maintained in existing pandemic
418 response ecosystems. Optimal staffing models require the minimal number of individuals with the
419 appropriate targeted skills. Medical volunteers, paramedics, and other medical emergency support staff
420 can be leveraged from local services to reduce the burden on the health system. In public health
421 emergencies, it is important to innovatively expand potential monoclonal antibody administration sites
422 beyond traditional settings.

423 A future outbreak or pandemic could be ignited by a more transmissible pathogen, in which it
424 would be prudent to further minimize staff and patient interactions. One potential solution is patient
425 infusion or injection of a monoclonal antibody therapy with observation in patients' vehicles, decreasing
426 interactions in a physical environment, space, and indoor infection control systems. This intervention
427 may not be suitable for all settings and vulnerable populations, but it can reduce the strain on physical
428 environments and decrease potential transmission events between patients and health care workers.
429 Further integration of monoclonal antibody delivery into communities could occur by co-locating
430 infusion sites with rapid testing sites so that patients notified of positivity and meeting eligibility criteria
431 could easily access treatment. Infusions and injections may also be administered in the home, removing
432 the need for a physical environment, but potentially increasing the staffing needs and time. As novel
433 treatments arise, such as monoclonal antibodies, strong engagement with the public and equitable
434 distribution of such therapeutics to vulnerable populations is critical.¹⁴ Currently, monoclonal antibodies
435 are delivered via intravenous infusion; however, research may soon enable intramuscular and

436 subcutaneous delivery.¹⁵ There is evidence that current monoclonal antibody therapies may show
 437 reduced neutralization and potential effectiveness against novel SARS-CoV-2 virus variants to which the
 438 drugs were not optimized.¹⁶ However, a strength of monoclonal antibodies is rooted in their adaptability
 439 and rapid production. Monoclonal antibody therapies can act as a platform biologic that can be updated
 440 as emerging infectious diseases evolve and evade targeting.

441 Measuring the effectiveness of new therapies, especially in outpatient populations, during a
 442 public health emergency is difficult because resources are focused on saving lives. Establishing site data
 443 collection standards to rapidly assess effectiveness and pairing this with the early distribution of new
 444 therapies during an emergency, such as monoclonal antibodies, would improve large-scale evaluation.
 445 Implementation lessons learned can be translated for the next pandemic. Innovative research, delivery
 446 mechanisms, and implementation techniques for monoclonal antibodies must be further studied and
 447 optimized, and this can be accomplished through the lens of other pathogens and public health threats.
 448 The emerging infectious disease preparedness and response toolkit is growing to incorporate
 449 monoclonal antibodies and building upon the therapeutics momentum in the current pandemic is
 450 important for the next pandemic.

451
 452 **Table 5.** Monoclonal antibody infusion therapy and process recommendations for the COVID-19 pandemic and
 453 future emerging public health threats.

Monoclonal Antibody Recommendation	Description
Incorporate monoclonal antibodies into pandemic preparedness and response and existing health systems as an early intervention	Monoclonal antibodies can: <ul style="list-style-type: none"> • Be manufactured rapidly after neutralizing antibody identification • Provide immediate immunologic support when other medical counter measures (MCMs) are under development or require time to achieve full effectiveness such as vaccines • Serve as prophylaxis for individuals at high risk for infection • Adapt to many forms of deployment during a public health emergency • Integrate into existing health system processes such existing outpatient infusion processes and ED/Urgent Care med visits

<p>Strengthen process workflow and environment flexibility during public health emergency</p>	<ul style="list-style-type: none"> • Adjust monoclonal antibody administration process to policy changes • Critical to monitor and evaluate process workflow to optimize and remain flexible to public health emergency conditions • Adapt monoclonal antibody administration environment to infection control, weather, drug, and staffing changes
<p>Adapt staffing models to minimize burden, and maximize targeted skills</p>	<ul style="list-style-type: none"> • Establish workflow with minimal staffing needs • Balance staffing needs with other emergency response activities • Integrate non-traditional healthcare workers such as medical volunteers and paramedics
<p>Infusion site location expansion and innovative administration</p>	<ul style="list-style-type: none"> • Community-based sites: multiple medical centers partner to implement a monoclonal antibody infusion site, share resources and staffing, and minimize individual burden • Rapid testing adjacent sites: co-locate monoclonal antibody site with rapid testing capabilities to refer and immediately treat patients • Car-based infusion or injection: alleviate the physical environment by delivering monoclonal antibodies and observing patients in cars • Home administration: administer monoclonal antibodies in patients' homes • Nursing homes: administer monoclonal antibodies in nursing homes or long-term care facilities
<p>Ensure strong engagement and equity</p>	<ul style="list-style-type: none"> • Engage with local communities to dispel mis- and disinformation regarding treatments • Empower communities and providers with the knowledge of new therapeutic options and impact data • Ensure monoclonal antibody allocation equity by directing information to populations that are vulnerable, most in need, and likely to meet eligibility criteria
<p>Improved therapy formulations and delivery mechanisms</p>	<ul style="list-style-type: none"> • Expand routes of drug administration (e.g., intramuscular, subcutaneous) • Minimize temperature stability and drug product preparation requirements
<p>Standard data collection and effectiveness study integration for outpatients</p>	<ul style="list-style-type: none"> • Establish data collection standards for early adopters of monoclonal antibody infusion to permit rapid assessment and large-scale evaluation • Pair monoclonal antibody distribution with data collection network to better understand the therapeutic impact during EUA periods
<p>Sustainable use and public health integration through other disease targets</p>	<ul style="list-style-type: none"> • Promote monoclonal antibodies in emerging infectious disease preparedness and response toolkit • Build upon the therapeutics momentum from the pandemic • Continue innovative monoclonal antibody research and study delivery mechanisms and emergency implementation techniques • Partner with organizations researching the application of monoclonal antibodies for other disease targets and public health threats

454

455

456

457

458

459

460 **ACKNOWLEDGEMENTS**

461 The authors acknowledge the significant efforts of the members of the Disaster Medical Assistance
462 Teams (DMAT) who coordinated the monoclonal antibody infusion site set-up, initiation, and integration
463 with the collaborating medical centers. The authors would also like to thank the incredible infusion site
464 leadership, implementation, and clinical staff at El Centro Regional Medical Center (El Centro, CA), TMC
465 HealthCare (Tucson, AZ), and Sunrise Hospital and Medical Center (Las Vegas, NV), who provided
466 extensive time and support for this study.

467

468 **FUNDING**

469 This study was supported by the U.S. Department of Health and Human Services (HHS), Office of the
470 Assistant Secretary for Preparedness and Response (ASPR) through HHS/ASPR contract #:
471 75A50121C00003.

472

473 **CONFLICT OF INTEREST DISCLOSURE**

474 None of the authors received any payments or influence from a third-party source for the work
475 presented, and none report any potential conflicts of interest.

476

477

478

479

480

481

482

483

484 **CITATIONS**

- 485 1. Marovich, M., Mascola, J. R. & Cohen, M. S. Monoclonal Antibodies for Prevention and
486 Treatment of COVID-19. *JAMA* **324**, 131–132 (2020).
- 487 2. Ju, B. *et al.* Human neutralizing antibodies elicited by SARS-CoV-2 infection. *Nature* **584**, 115–119
488 (2020).
- 489 3. FDA. *Drug and Biological Therapeutic Products*. [https://www.fda.gov/emergency-preparedness-](https://www.fda.gov/emergency-preparedness-and-response/mcm-legal-regulatory-and-policy-framework/emergency-use-authorization#coviddrugs)
490 [and-response/mcm-legal-regulatory-and-policy-framework/emergency-use-](https://www.fda.gov/emergency-preparedness-and-response/mcm-legal-regulatory-and-policy-framework/emergency-use-authorization#coviddrugs)
491 [authorization#coviddrugs](https://www.fda.gov/emergency-preparedness-and-response/mcm-legal-regulatory-and-policy-framework/emergency-use-authorization#coviddrugs).
- 492 4. Chen, P. *et al.* SARS-CoV-2 Neutralizing Antibody LY-CoV555 in Outpatients with Covid-19. *N.*
493 *Engl. J. Med.* **384**, 229–237 (2020).
- 494 5. Weinreich, D. M. *et al.* REGN-COV2, a Neutralizing Antibody Cocktail, in Outpatients with Covid-
495 19. *N. Engl. J. Med.* **384**, 238–251 (2020).
- 496 6. Gottlieb, R. L. *et al.* Effect of Bamlanivimab as Monotherapy or in Combination With Etesevimab
497 on Viral Load in Patients With Mild to Moderate COVID-19: A Randomized Clinical Trial. *JAMA*
498 **325**, 632–644 (2021).
- 499 7. Rainwater-Lovett, K. *et al.* Real-world Effect of Monoclonal Antibody Treatment in COVID-19
500 Patients in a Diverse Population in the United States. (2021).
- 501 8. Bariola, J. R. *et al.* Impact of monoclonal antibody treatment on hospitalization and mortality
502 among non-hospitalized adults with SARS-CoV-2 infection. *medRxiv* 2021.03.25.21254322 (2021)
503 doi:10.1101/2021.03.25.21254322.
- 504 9. Webb, B. J. *et al.* Real-World Effectiveness and Tolerability of Monoclonal Antibodies for
505 Ambulatory Patients with Early COVID-19. *medRxiv* 2021.03.15.21253646 (2021)
506 doi:10.1101/2021.03.15.21253646.
- 507 10. Rizk, J. G. *et al.* Expanded Access Programs, compassionate drug use, and Emergency Use

- 508 Authorizations during the COVID-19 pandemic. *Drug Discov. Today* (2020)
509 doi:<https://doi.org/10.1016/j.drudis.2020.11.025>.
- 510 11. Donnenberg, V. S. AAMC Discusses Monoclonal Antibody Therapeutics for SARS-CoV-2 Infection.
511 *J. Clin. Pharmacol.* **61**, 280–281 (2021).
- 512 12. Cohen, M. S. Monoclonal Antibodies to Disrupt Progression of Early Covid-19 Infection. *N. Engl. J.*
513 *Med.* **384**, 289–291 (2021).
- 514 13. Sempowski, G. D., Saunders, K. O., Acharya, P., Wiehe, K. J. & Haynes, B. F. Pandemic
515 Preparedness: Developing Vaccines and Therapeutic Antibodies For COVID-19. *Cell* **181**, 1458–
516 1463 (2020).
- 517 14. Bollyky, T. J., Gostin, L. O. & Hamburg, M. A. The Equitable Distribution of COVID-19 Therapeutics
518 and Vaccines. *JAMA* **323**, 2462–2463 (2020).
- 519 15. Renn, A., Fu, Y., Hu, X., Hall, M. D. & Simeonov, A. Fruitful Neutralizing Antibody Pipeline Brings
520 Hope To Defeat SARS-Cov-2. *Trends Pharmacol. Sci.* **41**, 815–829 (2020).
- 521 16. Hu, J. *et al.* Emerging SARS-CoV-2 variants reduce neutralization sensitivity to convalescent sera
522 and monoclonal antibodies. *Cell. Mol. Immunol.* 1–3 (2021).
- 523
524
525
526
527
528
529
530
531