

A RANDOMIZED TRIAL - INTENSIVE TREATMENT BASED IN IVERMECTIN AND IOTA-CARRAGEENAN AS PRE-EXPOSURE PROPHYLAXIS FOR COVID- 19 IN HEALTHCARE AGENTS

Chahla, Rossana Elena
Head SI.PRO.SA (Province Health System), Ministry of Health, Tucumán, Argentina.

Medina Ruiz, Luis
President of the Medical Executive Secretary, SI.PRO.SA Tucumán, Argentina.

Ortega, Eugenia Silvana
Health Research Institute, Ministry of Health, SI.PRO.SA, Tucumán, Argentina.

Morales, Marcelo Fabio
Clinical Hospital “Angel C. Padilla”, Tucumán, Argentina.

Barreiro, Francisco
Medical Center Emergence, Tucumán, Argentina.

George, Alexia
Medical Center Emergence, Tucumán, Argentina.

Mancilla, Cesar
Clinical Hospital “Angel C. Padilla”, Tucumán, Argentina.

D’ Amato, Sylvia Paola
Clinical Hospital “Angel C. Padilla”, Tucumán, Argentina.

Barrenechea, Guillermo
Health Research Institute, Ministry of Health, SI.PRO.SA, Tucumán, Argentina.

Goroso, Daniel Gustavo
Research and Technology Center, Mogi das Cruzes University, Brazil.
Human Motor Skill Analysis Laboratory, National University of Tucumán, Tucumán, Argentina.

Peral de Bruno, Maria de los Angeles^{*}
Health Research Institute, Ministry of Health, SI.PRO.SA, Tucumán, Argentina.

^{*}Corresponding author:

Maria Peral de Bruno, MSc., Ph.D.
Health Research Institute, Ministry of Health.
Virgen de la Merced 196.
(4000) San Miguel de Tucumán, Tucumán, Argentina.
E-mail: mperal0150@gmail.com
Pronouns: She, her, hers.

Word count: 3274

46 Key Point

47

48 **IMPORTANCE:** The emergency of COVID-19 requires the implementation of urgent
49 strategies to prevent the spread of the disease, mainly in health personnel, who are the
50 most exposed and has the highest risk of becoming infected with the SARS-COV-2.
51 Drug repurposing is a pragmatic strategy, a faster and cheaper option, compared to the
52 new drug development that has proven successful for many drugs and can be a key
53 tool in emergency situations such as the current one that requires quick action. In
54 addition, considering the limited access to vaccines for developing countries,
55 preventive use of ivermectin can be a palliative that minimizes the risks of infection.

56

57 **OBJECTIVE:** To evaluate the protective effect of the combination Ivermectin / Iota-
58 Carrageenan (IVER/IOTACRC), intensive treatment with repeated administration in
59 oral- and nasal-spray, respectively, as a prophylaxis treatment prior to exposure to
60 SARS-CoV-2, in health personnel at Public Healthcare Centers.

61

62 **PARTICIPANTS, DESIGN AND SETTING:** Randomized controlled 1-1 clinical
63 trial in Personal Health, n = 234. The subjects were divided into experimental (EG:
64 n=117; 39.6 ± 9.4 years old, 65F) and control groups (CG: n=117; 38.4 ± 7.4 years old,
65 61F). The EG received Ivermectin orally 2 tablets of 6 mg = 12 mg every 7 days, and
66 Iota-Carrageenan 6 sprays per day for 4 weeks. All participants were evaluated by
67 physical examination COVID-19 diagnosed with negative RT-PCR at the beginning,
68 final, and follow-up of the protocol. Differences between the variables were
69 determined using the Chi-square test. The proportion test almost contagious subject
70 and the contagion risk (Odds Ratio) were calculated using software STATA. The level
71 of statistical significance was reached when p-Value < 0.05.

72

73 **RESULT:** The number of subjects who were diagnosed with COVID-19 in EG was
74 lower, only 4 of 117 (3.4%) than subjects in CG: 25 of 117 (21.4%) (*P-Value* = 1.10⁻⁵).
75 Nineteen patients had mild symptoms, 4 were in EG whereas, 15 were in CG (*p-Value*
76 = 0.001). Seven subjects were moderate, and 3 with severe diagnostics, all them in CG.
77 The probability (Odds Ratio) of becoming ill with COVID-19 was significantly lower

in EG with values of 0.13, 95% 0.03 to 0.40; p -Value = 1.10^{-4} , this value (<1) indicates a protective effect of the IVER/IOTACRC in the EG. Logistic regression test demonstrated that treatment was effective to prevent COVID-19 (Odds Ratio 0.11, 95% 0.03 to 0.33; p -Value = 1.10^{-4}). We also found that when increase the age, decrease contagious risk (Odds Ratio 0.93, 95% 0.88 to 0.98, p -Value = 0.02). On the other hand, the probability of contracting COVID-19 was dependent on the patient's preexisting comorbidity (Odds Ratio 5.58, 95% 2.20 to 14.16, p -Value = 1.10^{-5}). The other variables sex and designation were independent.

CONCLUSION: The intensive preventive treatment (short-term) with IVER/IOTACRC was able to reduce the number of health workers infected with COVID-19. This treatment had also effect in preventing the severity of the disease, since all patients treated were mild. We propose a new therapeutic alternative for prevention and short-term intervention scheme (intensive) that is of benefit of the health worker in this pandemic accelerated time. This intervention did not produce lack of adherence to treatment or adverse effects.

Trial Registration: ClinicalTrials.gov Identifier: NCT04701710

99 **Background**

100 At the end of December 2019, the incidence of atypical pneumonia of unknown
 101 cause was reported in the Chinese city of Wuhan¹. Since then, the cases have spread on
 102 a global scale generating the new COVID-19 pandemic, which represents the largest
 103 global public health crisis of this generation². Genetic studies identified a new
 104 coronavirus, which was named SARS-CoV-2 due to its structural similarity with others
 105 SARS-related coronaviruses³.

106 Considering that there are no specific therapies approved by the United States
 107 Food and Drug Administration (FDA) for severe acute respiratory syndrome (SARS-
 108 CoV-2)⁴, the repositioning of different drugs with established safety profiles on the
 109 market is being studied in clinical trials and compassionate use protocols based on *in*
 110 *vitro* activity (against SARS-CoV-2 or related viruses) and / or on the limited clinical
 111 experience available. Drug repurposing is a pragmatic strategy, a faster and cheaper
 112 option, compared to the new drugs development that has proven successful for many
 113 drugs and can be a key tool in emergency situations such as the current one that requires
 114 quick action⁵⁻⁷. In addition, considering the limited access to vaccines for developing
 115 countries, preventive use of ivermectin can be a palliative that minimizes the risks of
 116 infection in the population.

117 Ivermectin is a broad spectrum anti parasitic agent approved by the FDA that in
 118 last few years has shown to have *in vitro* antiviral activity against a wide range of
 119 viruses^{4,8-11}. Caly et al. (2020) suggested that ivermectin's nuclear transport inhibitory
 120 activity may be effective against SARS-CoV-2¹². Different studies indicate that
 121 ivermectin would have two mechanisms of action on the COVID 19 virus: extra and
 122 intracellular. The first is through interaction with ionophores cavities or channels
 123 present in the cell membrane that electrically trap the corona of the virus capsid and

124 prevent access to the cell¹³. The second is carried out by destabilization of the importin
125 heterodimer complex (IMP α / β 1)¹³. When destabilized, the entry to the nucleus of the
126 virus proteins is blocked, preventing viral replication. This fact will probably result in a
127 reduction of the antiviral responses inhibition, leading to a normal and more efficient
128 antiviral response.

129 In line with these studies, numerous clinical trials are evaluating the potential of
130 ivermectin against COVID-19 with results that are not conclusive yet regarding its
131 efficacy and safety. At the end of March 2021, there were about 60 studies registered in
132 <https://www.clinicaltrials.gov> and 43 studies listened [https://www.who.int/clinical-](https://www.who.int/clinical-trials-registry-platform)
133 [trials-registry-platform](https://www.who.int/clinical-trials-registry-platform) about the safety and effectiveness of Ivermectin in COVID-19
134 patients, for treatment and prophylaxis¹⁴. A preliminary meta-analysis realized with 18
135 randomized Clinical Trials in 2282 patients, showed a faster time to clinical recovery
136 and signs of viral clearance in patients who took ivermectin, comparing with control
137 group¹⁵.

138 Carrageenans, are polysaccharides produced by algae of various families of the
139 Rhodophyceae (red algae), its use as a food thickener additive is approved by the FDA.
140 Its antiviral activity has been attributed to its ability to interfere with the binding of
141 virions to host cell. Carrageenans are *in vitro* inhibitors of several viruses, including
142 herpes simplex virus, Japanese encephalitis virus, human papilloma virus, varicella
143 zoster virus, human rhinoviruses, and others¹⁶.

144 In this context, Health personnel are at high risk of developing the disease. Their
145 contact with infected patients puts them at greater risk from high viral loads, resulting in
146 more serious and prolonged illness¹⁷⁻²⁰. Treatment with oral ivermectin, associated with
147 iota-Carrageenan (antiviral association) applied locally in the nasal and oral cavity,
148 would decrease the probability of the appearance or progress of clinical manifestations

149 and the appearance of severe disease, and would decrease the viral load in the upper
150 airway and the time of virus shedding¹³.

151

152 **Objective**

153 The purpose of this study was to assess the effect of oral Ivermectin treatment,
154 which has been associated with iota-carrageenan in repeated doses through the nasal and
155 oral topical route, on the appearance and eventual progression of COVID-19 disease in
156 a healthy population that are exposed to it and have a higher risk of contagion of SARS-
157 COV-2 for being health personnel from community health centers, compared to
158 standard care (usual practice).

159

160

161 *Primary Outcome*

162 Reduction the infections rate for COVID-19 disease in healthcare agents.

163

164 *Secondary Outcomes*

165 Reduction in symptoms number's presence, and protection against the appearance of
166 severe stages for COVID-19 disease.

167

168 **Material and Methods**

169 *Sample Size*

170 Sample size was determined by the test comparing two proportions²¹. It were
171 considerate the following parameters to bilateral test: 95% confidence level, 95%

172 statistical power, 95% proportion of infected patients in the CG, 85% proportion of
173 infected patients in the EG. The sample size calculated, without considering losses, was
174 231 participants. Sample size adjusted to 20% loss ratio was 289 participants.

175

176 *Participants*

177 The total group n = 300 to enroll included personnel who perform patient care
178 and administrative tasks identified like: i) Healthcare: medical personnel, nurses,
179 kinesiotherapists; and ii) No Healthcare: administrative and cleaning personnel. Health
180 personnel belonging to the Tucumán State Health System (SI.PRO.SA, Tucumán,
181 Argentina) participated in the study from October 2020 to December 2020. The
182 recruitment procedure was managed by coordinators from each health care center who
183 accept to participate in this trial. Enrollment was staggered until complete the sample
184 size. The people who agreed to participate in the study gave their informed consent
185 before starting the study (Research Ethics Committee / Health Research Directorate, file
186 number 52/2020). The clinical trials registry number is NCT04701710. This study
187 conforms to all CONSORT guidelines and re-ports the required information accordingly
188 (see Supplementary Checklist).

189

190 *Inclusion criteria*

191 Participants over 18 years of age, of both sexes, and at the start of enrollment, no
192 subject had Covid-19 disease diagnosed by negative RT-PCR. The exclusion criteria
193 were people under 18 years of age, pregnant or actively breastfeeding women,
194 presenting symptoms related to COVID-19 disease, concurrent autoimmune or chronic
195 disease, immune suppression, active infectious diseases, a history of previous SARS-
196 CoV-2 infection confirmed by RT-PCR, medical history, and a clinical questioning.

197

198 *Design*

199 Randomized controlled clinical trial (1:1). Once the sample was consolidated, each
200 patient was assigned an ID corresponding to a number from 1 to 234. The selection to
201 each group was performed through a random number generation process by an Excel
202 spreadsheet. Then, 117 of them were randomly selected to generate the CG and EG.
203 Figure 1 shown the consort flow diagram.

204

205

206 < Figure 1 >

207 **Figure 1.** Consort flow diagram.

208

209 *Intervention Protocol*

210 The individuals of the EG received active treatment with [IVER/IOTACRC](#). Ivermectin
211 was administered orally in 2 tablets of 6 mg = 12 mg every 7 days and Iota-Carrageenan
212 6 sprays per day. The entire treatment lasted 4 weeks. The CG did not receive any
213 prophylactic treatment. Both groups used standard biosecurity care and personal
214 protective equipment (PPE).

215 A post-control follow-up was carried out at 14 days (remote clinical telemedicine
216 follow-up) at the end of which an RT-PCR test was performed. EG and CG patients
217 were evaluated every 7 days in 4 visits from the beginning of the study. Enrolled
218 subjects completed symptom questionnaires (including reporting any adverse effects of
219 treatment), physical examinations, and COVID-19 nasopharyngeal secretion tests (RT-
220 PCR) at each time. Also in the visit, in person, was supplied the corresponding dose for
221 the week. Cases will be classified according to the WHO definitions of COVID-19

222 cases²².

223

224 *Security definitions*

225 Adverse Event (AE) was defined as any medical event, signs, symptoms, or disease
226 temporarily associated with the use of the medication, which could occur in the subjects
227 enrolled in the study²³.

228

229 *Adherence to treatment*

230 The World Health Organization (WHO) defines adherence to treatment as compliance
231 with it; that is, taking the medication according to the dosage of the prescribed schedule;
232 and persistence, taking the medication over time²⁴. We quantify adherence to treatment
233 through weekly controls that include drug administration and a clinical questioning
234 which includes the report of adverse events. Adhesion tests like Hermes, Morisky and
235 Green have not been used, since they have been designed for treatment of chronic
236 diseases with daily drug intake²⁵. Coordinators in charge of each health care center were
237 responsible for the recruitment and accompaniment during the trial.

238

239 *Statistics*

240 Categorical variables were analyzed with frequencies and percentages, and continuous
241 variables with mean and standard deviation (SD). Pearson's Chi-square and proportions
242 test, as appropriate, were used to analyze the statistical differences between the
243 qualitative variables of each group. To know the contagion risk, the Odds Ratio (OR)
244 was calculated. A Logistic Regression analysis was carried out to know the dependence
245 between the study variables. A value of $p < 0.05$ was considered significant.
246 Calculations were performed using STATA 11.2.

247

248 **Results**

249 *Demographic profile*

250 In total, 234 individuals from the health personnel were recruited for this study; 117
 251 received treatment with IVER/IOTACRC and 117 within the control group who used
 252 biosecurity measures. All the participants completed the study. 57.26% of the
 253 participants enrolled in total group were women. The median age in total group was 38
 254 years (min: 22; max: 69). 77.4% of the study participants were healthcare personnel.
 255 Table 1 shows the demographic profile and descriptions of comorbidities for the
 256 experimental and control group.

257

258 < Table 1 >

259 **Table 1.** Demographic profile.

260

261 Table 1 shows that the demographic profile and the reported comorbidities distribution
 262 of the recruited population is homogeneous, p -Value > 0.05, in all the fields initially
 263 analyzed. Only, it was observed that the obese population is greater in the CG than in
 264 the EG, a relationship 18 vs. 10, respectively, with p -Value = 0.06 at the borderline.
 265 Similarly, the distribution of health agents in relation to their function was different in
 266 each group, after randomization was performed (p -Value < 0.05). It should be noted that
 267 initially, no subjects had compatible COVID-19 signs, and all were diagnosed with
 268 negative RT-PCR.

269

270 *Clinical report and COVID-19 case in EG vs. CG*

271 Table 2 shows the clinical report of the health agents after being recruited in the
272 research. All health professionals and non-professionals were exposed to contracting
273 COVID-19 for work reasons typical of the service.

274

275 < Table 2 >

276 **Table 2.** Clinical report. (*) p -Value < 0.05.

277

278 It is important to note in Table 2 that most of the symptoms, all related to
279 COVID-19, were reported in the CG (p -Value < 0.05). The most frequent symptoms
280 were fever (21), taste and / or smell disturbance (19), and headache (19). With
281 intermediate frequency of symptoms, cases with polymyarthralgia (9), diarrhea (9),
282 abdominal pain (8), and low oxygen saturation (SpO_2) (6) were reported. Symptoms
283 related to ALRI symptoms and signs (1) were reported with lower frequencies. Table 2
284 shows the significant differences (p -Value < 0.05) between EG vs CG in relation to
285 each of the reported symptoms. CG had a prevalence of all the most frequent symptoms
286 in people who acquired COVID-19.

287

288

289

290 < Figure 2 >

291 **Figure 2.** COVID-19 case in EG vs. CG. A) Number of COVID-19 and healthy cases in Experimental
292 and Control Group (n=234). B) Clinical state of the COVID-19 cases in Experimental and Control Group
293 (n=234).

294

295 Figure 2A shown that the number of subjects who were diagnosed with COVID-

19 in EG was lower, only 4 of 117 (3.4%), than subjects in CG: 25 of 117 (21.4%) (p -Value = 1.10^{-4}). Patients diagnosed with COVID-19 were classified as mild, moderate and severe, according to the gravity cases. Figure 2B shows the distribution of cases in each group and their respective classification.

Nineteen patients had mild classification for COVID-19, $n=4$ in EG, and $n=15$ in CG (p -Value = 0.001). Seven subjects were moderate, and 3 with severe diagnostics, all them were in CG. In addition, it was found that in the EG people who contracted COVID-19 only 1/4 had any symptoms, while the CG 24/25 (p -Value = 1.10^{-5}).

Odds Ratio and variables influence on intervention

The probability (Odds Ratio) of becoming ill with COVID-19 was significantly lower in EG with values of 0.13, 95% 0.03 to 0.40; p -Value = 1.10^{-4} , than in GC with values of 7.67, 95% 2.57 to 22.85; p -Value = 1.10^{-4} . The value <1 indicates a protective effect of the IVER / IOTACRC for EG. Consequently, people with treatment decrease their chance of contracting COVID-19 by 87%.

Logistic regression test was also performed in order to determinate the influence of different variables on the clinical trials. In this model dichotomous dependent variable was used as having or not suffering from COVID-19 in relation to the five variables: IVER/IOTACRC intervention, comorbidity, age, sex and designation. Figure 3 shows the influence of different variables on the probability to getting or not COVID-19. The probability (Odds Ratio) in relation at all variables was that becoming ill with COVID-19 was maintained significantly lower in people treated with IVER/IOTACRC relative to non-treated people, Odds Ratio 0.11, 95% 0.03 to 0.33; p -Value = 1.10^{-4} . We find that the mean value, including the Confidence Interval (CI), was <1 . This value indicates that the protective effect of the IVER/IOTACRC in relation to the relative

reduction of the risk to contracting COVID-19 were maintained even in interaction with other variables.

< Table 3 >

Table 3. Influence of different variables on the probability to getting or not COVID-19.

On the other hand, the probability of contracting COVID-19 was dependent on the patient's preexisting comorbidity. People with comorbidities had a greater chance to contracting COVID-19, Odds Ratio 5.58, 95% 2.20 to 14.16, p -Value = 1.10^{-5} (Odds Ratio >1).

Regarding to age, this was study as continues variable, it can be observed that as this increase, they had minor chance of getting COVID-19. This indicates that as age increases by one unit, the chance of getting or contracting COVID-19 decreases 7% the chance of getting COVID-19. This is because the Regression Coefficient (RC) has a negative sign (RC = -2.37, 95% -0.12 to -0.01, p -Value = 0.018). This may be due to the fact that the average age of all people enrolled in this study was 39 years, no significative differences in booth EG and CG groups (Table 1), range between 32 to 41 year was 48.3%. Odds Ratio to this variable was 0.93, 95% 0.88 to 0.98, p -Value = 0.02.

Getting COVID-19 was independent of sex when this variable was analyzed in both groups (CG and EG) (Table 3). When this variable was studied using a stratified model in male and female (see Table 1), we founded that the protective power of ivermectin is conserved in both sex groups (Sex F Odds Ratio 0.148, 95% 0.02 to 0.55 p -Value = 0.0012 Sex M Odds Ratio 0.098, 95% 0.002 to 0.796; p -Value = 0.010)

When the variable was studied using a stratified model in four age interquartile

(see Table 1), we founded the protective power of ivermectin is conserved in the first three age interquartiles. In people older 45 years of age we found the preventive treatment wasn't effective.

In relation to designation (Healthcare vs. no-Healthcare) and comorbidities getting COVID-19 was independent of this variable (see Table 3).

Discussion

Health personal is one of the most exposed groups to COVID-19 contagion, because of their steady contact with infected patients. In our work we found a protective effect of the intensive IVER/IOTACRC treatment in pre-exposure prophylaxis to COVID-19 in health agents. The number of people affected by the disease was significantly higher in the CG when compared to the EG who followed the intervention. In agreement with our findings, Tarek Alacom et al. in an observational prophylactic study conducted in 118 healthcare workers, they found that significant minor contagious in subjects which received ivermectin²⁶. In the aforementioned study, a lower dose of ivermectin was used unlike the treatment proposed here, held for one month and iota carrageenan was used in conjunction with ivermectin. The findings in our work, in agreement with Carvallo H et al., confirm the hypothesis that the association IVER/IOTACRC works by decreasing the possibility of infection with SARS-CoV-2 and possibly acts synergistically²⁷. We interpret that a double viral barrier would be formed that would enhance its action and allow to increase the protective effect in the following way: i) The first barrier for viral protection would be at the entry of the virus into the nasal cavity where the carrageenan would behave as a mucolytic agent in the barrier of sulfacted polysaccharides with negative charge²⁸; ii) The other action of ivermectin is to decrease the viral load based on its systemic cellular action²⁹. It is coincident with reports of viral clearance in other clin-

ical trials which evaluate the use of ivermectin to treat COVID-19. Ahmed S. et al. found that a 5-day course of ivermectin resulted in earlier clearance of the virus compared to placebo group³⁰.

It is understood that it is capable of preventing the entry into the cell nucleus of the viral RNA by blocking importin alpha/beta, thereby preventing replication since SARS-CoV-2 does not have the nuclear mechanisms and enzymatic actions for the transcription of new viral replicates³¹. In this direction, our work meets the work of Sharun et al (2020)³², who demonstrated the effect of ivermectin as a drug for inhibiting virus replication *in vitro* laboratory conditions and places the drug as a new therapeutic candidate against SARS-CoV-2 / COVID-19. There are other works, either in prevention, that found that a two-dose of ivermectin was associated with a reduction of SARS-CoV-2 infection, what makes ivermectin useful for healthcare personal preventive use³³.

Secondary outcome found was that IVER/IOTACRC not only prevents the infections rate, but also has a protective effect on reduction in symptoms number's presence, and protection against the appearance of severe stages for COVID-19 disease (Figure 2). As can be seen in Figure 2B, the EG only had mild cases, while the CG had mild, moderate and severe cases, the differences between both groups being significant. We observed in Table 2 that the symptoms description in the EG is significantly lower than CG. On the other hand, it's necessary point out that the comorbidities or risk factor such as hypertension, DBT, obesity or over 60 years old were similar in both group (Table 1). So, the results above mentioned, cannot attributed to presence to comorbidities in the CG.

In our greatest consideration, this would be an important contribution. When the effectiveness of IVER / IOTACRC treatment was analyzed together with the other variables, we found that, even in the presence of the comorbidity variable, the protective effect of IVER / IOTACRC was maintained, with Odds Ratio <1 (Table 3). It is observed that the

395 protective effect only has a small and no significant increased (87% to 89%) in the
396 chance getting COVID-19 in EG.

397 In relation to comorbidities and their greater impact on the severity of COVID-19, other
398 researchers have shown a positive relationship^{34,35}. In relation to the sex variable, in
399 total group, we found that was independent in relation to treatment with
400 IVER/IOTACRC (Table 3). Stratified model by age showed that treatment was
401 protective for people under 45 years old, independent of sex.

402 The proposed prophylactic treatment is also independent of the designation (healthcare
403 and no healthcare).

404 During the study, there was no lack of adherence to IVER/IOTACRC treatment. We
405 hypothesized that good adherence was due to the design of the protocol, since it provid-
406 ed for the follow-up of the enrolled subjects periodically. These were designed every
407 seven days using two strategies: i) face-to-face visits, and ii) remote monitoring via tel-
408 emedicine. Another fact that may have influenced good adherence is that a short-term
409 intensive protocol was used.

410 *Adverse effects*

411 Regarding adverse effects, they were not reported in any case. The explanation for this
412 is that it could be due to the fact that IVER/IOTACRC only produces these effects when
413 the drug acts as an anti parasitic, unlike the viricidal action proposed in this study. An-
414 other fact that reinforces the absence of adverse effects is that the doses used in this pro-
415 tocol are low doses, in which previously, in the literature, it has been reported that they
416 do not produce adverse effects³⁷.

417 *Benefits*

418 Through this study, it was possible to show a prophylactic effect of IVER/IOTACRC
419 against COVID-19 disease. This association of drugs was inexpensive and is also

420 accessible in the local pharmaceutical industry (Argentina). It is more relevant
421 considering the limitations in vaccines supplies.

422 *Limitations*

423 The main limitation of this study was the number of agents to enroll. This trial does not
424 include the report of adverse event in the long run, so will be interesting to include in
425 future trials biochemical examination for control of potential adverse effects. Financial
426 limitations impacted in the study design, which not involved blinded evaluation and/or
427 placebo administration. It's also for considering the limitations of RT-PCR test in
428 relation to diagnosis, which in future works can be complimented with other approved
429 qualitative tests. On this last point, economic constraints had a determining rol.

430 *Future work*

431 We consider that our results, taking together with other trials, are encouraging for
432 develop further studies. New clinical intervention studies in our region and also partners
433 in other countries that may show the effect of the IVER/IOTACRC compound in mild-
434 stage outpatients. The design that would be proposed would be to use the same
435 treatment time but at higher doses. Other way, more strong results could be obtained
436 from randomized double blinded studies with long term controls to arrive to solid
437 conclusions about safety and efficacy of IVER/IOTACRC

438 **Conclusion**

439 The intensive preventive treatment (short-term) with IVER/IOTACRC was able
440 to reduce the health workers number infected with COVID-19. This treatment had an
441 additional effect in preventing the severity of the disease, since most of the patients who
442 received the treatment were mild.

443 In the presence of the comorbidity variable, the protective effect of IVER /

444 IOTACRC was maintained in the chance getting COVID-19 in the treatment group.

445 The proposed prophylactic treatment is independent of the sex variable, and
446 designation (healthcare and no healthcare).

447 We propose a new therapeutic alternative for prevention and short-term
448 intervention scheme (intensive), which is of benefit of the health worker in this
449 pandemic accelerated time. This intervention did not produce lack of adherence to
450 treatment or adverse effects.

451 **Authors' contributions**

452 ESO supervised the database. ESO and DGG contributed with the data processing and
453 contributed to the statistical analysis. ESO, DGG and MPB were responsible for writing
454 the manuscript. MFM, FB, AG, CM and SPB contributed to data collection. REC and
455 LMR were the institutional managers to carry out the work. MPB supervised the
456 project.

457

458 **Transparency Declaration**

459 The authors not receive any monetary compensation for this work. They declare
460 that they have no known competing financial interests or personal relationships that
461 could have appeared to influence the work reported in this paper.

462

463 **Acknowledgements**

464 All the authors are grateful for the collaboration of the health and administrative
465 personnel of the “Angel C. Padilla” Clinical Hospital, “Nicolás Avellaneda” Hospital,
466 and the Emergency Department 107, and particularly, to Dr. Rogelio Calli contribution,

467 Director of Epidemiology of the Tucumán Province, Argentina. The authors thank Dr.

468 Augusto Bellomio (INSIBIO CONICET-UNT) for critical reading of the manuscript.

469

470

471

472 **References**

- 473 1. WHO report 2020. WHO issues consensus document on the epidemiology of
474 SARS.
- 475 2. Wang W, Xu Y, Gao R, et al. Detection of SARS-CoV-2 in Different Types of
476 Clinical Specimens. *JAMA*. March 2020. doi:10.1001/jama.2020.3786
- 477 3. Wu Z, McGoogan JM. Characteristics of and Important Lessons From the
478 Coronavirus Disease 2019 (COVID-19) Outbreak in China. *JAMA*.
479 2020;323(13):1239. doi:10.1001/jama.2020.2648
- 480 4. González Canga A, Sahagún Prieto AM, Díez Liébana MJ, Fernández Martínez
481 N, Sierra Vega M, García Vieitez JJ. The Pharmacokinetics and Interactions of
482 Ivermectin in Humans—A Mini-review. *AAPS J*. 2008;10(1):42-46.
483 doi:10.1208/s12248-007-9000-9
- 484 5. Chong CR, Sullivan DJ. New uses for old drugs. *Nature*. 2007;448(7154):645-
485 646. doi:10.1038/448645a
- 486 6. Liu Z, Fang H, Reagan K, et al. In silico drug repositioning-what we need to
487 know. *Drug Discov Today*. 2013;18(3-4):110-115.
488 doi:10.1016/j.drudis.2012.08.005
- 489 7. Ashburn TT, Thor KB. Drug repositioning: identifying and developing new uses
490 for existing drugs. *Nat Rev Drug Discov*. 2004;3(8):673-683.
491 doi:10.1038/nrd1468
- 492 8. Götz V, Magar L, Dornfeld D, et al. Influenza A viruses escape from MxA
493 restriction at the expense of efficient nuclear vRNP import. *Sci Rep*.
494 2016;6(1):23138. doi:10.1038/srep23138
- 495 9. Wagstaff KM, Rawlinson SM, Hearps AC, Jans DA. An AlphaScreen® -Based
496 Assay for High-Throughput Screening for Specific Inhibitors of Nuclear Import.

- 497 *J Biomol Screen.* 2011;16(2):192-200. doi:10.1177/1087057110390360
- 498 10. Lundberg L, Pinkham C, Baer A, et al. Nuclear import and export inhibitors alter
499 capsid protein distribution in mammalian cells and reduce Venezuelan Equine
500 Encephalitis Virus replication. *Antiviral Res.* 2013;100(3):662-672.
501 doi:10.1016/j.antiviral.2013.10.004
- 502 11. Tay MYF, Fraser JE, Chan WKK, et al. Nuclear localization of dengue virus
503 (DENV) 1-4 non-structural protein 5; protection against all 4 DENV serotypes by
504 the inhibitor Ivermectin. *Antiviral Res.* 2013;99(3):301-306.
505 doi:10.1016/j.antiviral.2013.06.002
- 506 12. Caly L, Druce JD, Catton MG, Jans DA, Wagsta KM. The FDA-approved drug
507 ivermectin inhibits the replication of SARS-CoV-2 in vitro. *Antiviral Res.*
508 2020;178(January):104787.
- 509 13. Padhy BM, Mohanty RR, Das S, Meher BR. Therapeutic potential of ivermectin
510 as add on treatment in COVID 19: A systematic review and meta-analysis. *J*
511 *Pharm Pharm Sci.* 2020;23:462-469. doi:10.18433/jpps31457
- 512 14. Cassará FP. Ivermectina asociada a iota-Carragenina aplicada localmente en la
513 cavidad bucal , en la profilaxis de la enfermedad COVID-19 en el personal de
514 salud . Estudio IVERCAR01. 2020:1-23.
- 515 15. Hill A, Abdulmir A, Ahmed S, et al. <p>Meta-analysis of randomized trials of
516 ivermectin to treat SARS-CoV-2 infection</p>. 2021:1-37.
- 517 16. Pacheco-Quito E-M, Ruiz-Caro R, Veiga M-D. Carrageenan: Drug Delivery
518 Systems and Other Biomedical Applications. *Mar Drugs.* 2020;18(11):583.
519 doi:10.3390/md18110583
- 520 17. Andersen KG, Rambaut A, Lipkin WI, Holmes EC, Garry RF. The proximal
521 origin of SARS-CoV-2. *Nat Med.* 2020;26(4):450-452. doi:10.1038/s41591-020-

522 0820-9

523 18. Recalcati S. Cutaneous manifestations in COVID-19: a first perspective. *J Eur*
524 *Acad Dermatology Venereol.* 2020;34(5). doi:10.1111/jdv.16387

525 19. Mehta P, McAuley DF, Brown M, Sanchez E, Tattersall RS, Manson JJ. COVID-
526 19: consider cytokine storm syndromes and immunosuppression. *Lancet.*
527 2020;395(10229):1033-1034. doi:10.1016/S0140-6736(20)30628-0

528 20. Chen G, Wu D, Guo W, et al. Clinical and immunological features of severe and
529 moderate coronavirus disease 2019. *J Clin Invest.* 2020;130(5):2620-2629.
530 doi:10.1172/JCI137244

531 21. Glueck DH. Sample Size Calculations in Clinical Research 2nd edition by
532 CHOW, S.-C., SHAO, J., and WANG, H. *Biometrics.* 2008;64(4):1307-1308.
533 doi:10.1111/j.1541-0420.2008.01138_10.x

534 22. World Health Organization. Clinical Spectrum of SARS-CoV-2 Infection.
535 <https://www.covid19treatmentguidelines.nih.gov/overview/clinical-spectrum/>.
536 Published 2020.

537 23. WHO-adverse reaction terminology (WHO-ART). In: *Dictionary of*
538 *Pharmaceutical Medicine.* Vienna: Springer Vienna; 2009:192-193.
539 doi:10.1007/978-3-211-89836-9_1467

540 24. Osterberg L, Blaschke T. Adherence to Medication. *N Engl J Med.*
541 2005;353(5):487-497. doi:10.1056/NEJMra050100

542 25. Puigdemont N, Valverde I. Methods to assess medication adherence. *Ars Pharm.*
543 2018;59(3):163-172. <https://www.asciio.org/pdf/ars/v59n3/2340-9894-ars-59-03-163.pdf>
544 163.pdf

545 26. Alam MT, Murshed R, Gomes PF, et al. Ivermectin as Pre-exposure Prophylaxis
546 for COVID-19 among Healthcare Providers in a Selected Tertiary Hospital in

547 Dhaka – An Observational Study. *Eur J Med Heal Sci*. 2020;2(6).
548 doi:10.24018/ejmed.2020.2.6.599

549 27. Hector E C. Covid 19 and Ivermectin Prevention and Treatment Update. *J Infect*
550 *Dis Travel Med*. 2020;4(S1). doi:10.23880/jidtm-16000s1-007

551 28. Héctor C, Roberto H, Psaltis A, Veronica C. Study of the Efficacy and Safety of
552 Topical Ivermectin + Iota-Carrageenan in the Prophylaxis against COVID-19 in
553 Health Personnel. *J Biomed Res Clin Investig*. 2020;2(1). doi:10.31546/2633-
554 8653.1007

555 29. Krolewiecki A, Lifschitz A, Moragas M, et al. Ivermectin as Pre-exposure
556 Prophylaxis for COVID-19 among Healthcare Providers in a Selected Tertiary
557 Hospital in Dhaka – An Observational Study. *Eur J Med Heal Sci*. 2020;2(6):1-
558 22. doi:10.24018/ejmed.2020.2.6.599

559 30. Ahmed S, Karim MM, Ross AG, et al. A five-day course of ivermectin for the
560 treatment of COVID-19 may reduce the duration of illness. *Int J Infect Dis*.
561 2021;103:214-216.

562 31. Caly L, Druce JD, Catton MG, Jans DA, Wagstaff KM. The FDA-approved drug
563 ivermectin inhibits the replication of SARS-CoV-2 in vitro. *Antiviral Res*.
564 2020;178:104787. doi:10.1016/j.antiviral.2020.104787

565 32. Sharun K, Dhama K, Patel SK, et al. Ivermectin, a new candidate therapeutic
566 against SARS-CoV-2/COVID-19. *Ann Clin Microbiol Antimicrob*. 2020;19(1):1-
567 5. doi:10.1186/s12941-020-00368-w

568 33. Chang GA, Figueredo ANT. COVID-19: IVERMECTIN PROPHYLAXIS IN
569 ADULT CONTACTS. Report on Health Personnel and Post-Exposure
570 Prophylaxis. Preprint. *Res Gate*. 2020;(October).
571 doi:10.13140/RG.2.2.11985.35680/3

- 572 34. Wang T, Du Z, Zhu F, et al. Comorbidities and multi-organ injuries in the
573 treatment of COVID-19. *Lancet*. 2020;395(10228):e52. doi:10.1016/S0140-
574 6736(20)30558-4
- 575 35. Renu K, Prasanna PL, Valsala Gopalakrishnan A. Coronaviruses pathogenesis,
576 comorbidities and multi-organ damage – A review. *Life Sci*. 2020;255:117839.
577 doi:10.1016/j.lfs.2020.117839
578

Figure 1. CONSORT Flow Diagram

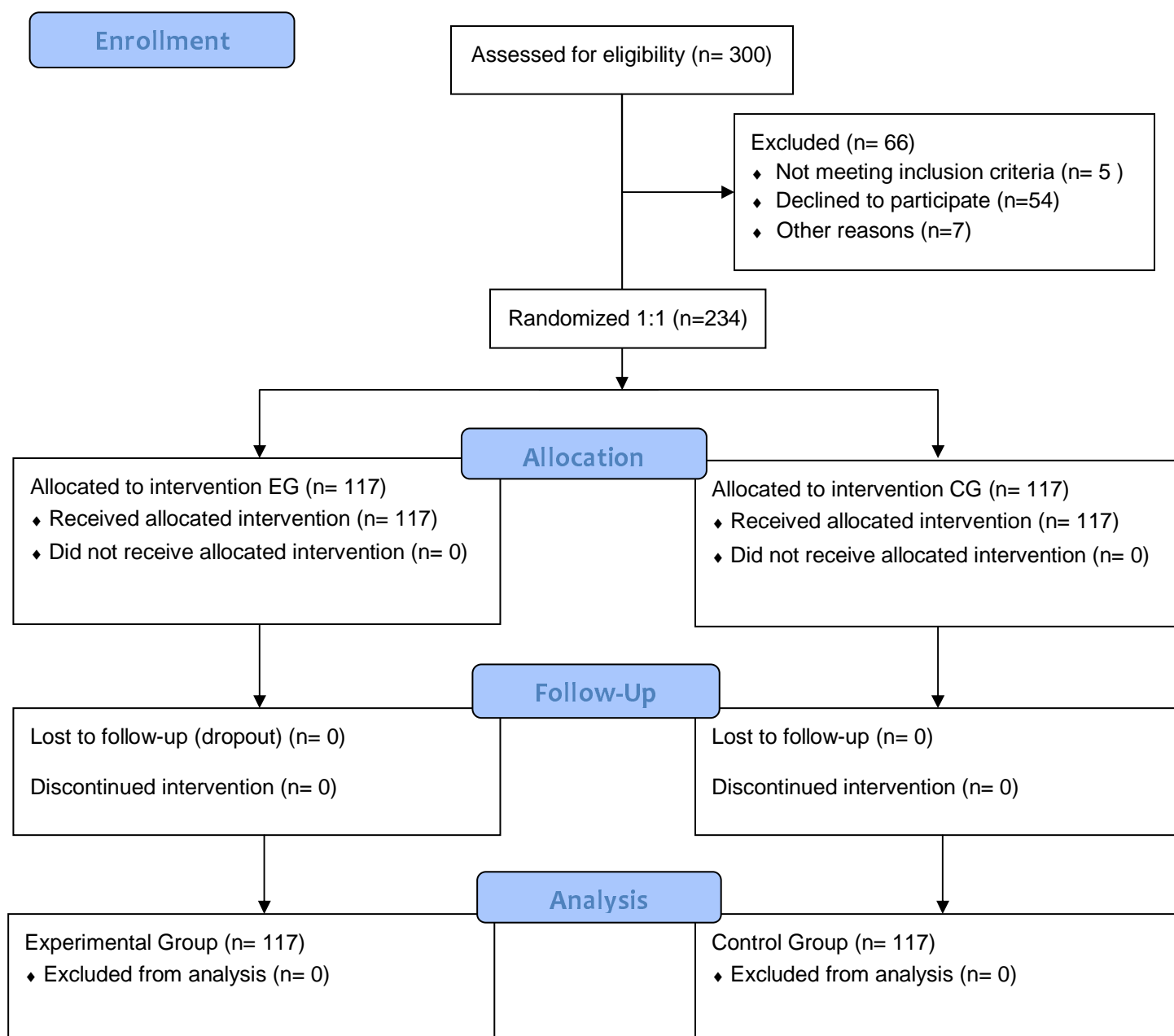
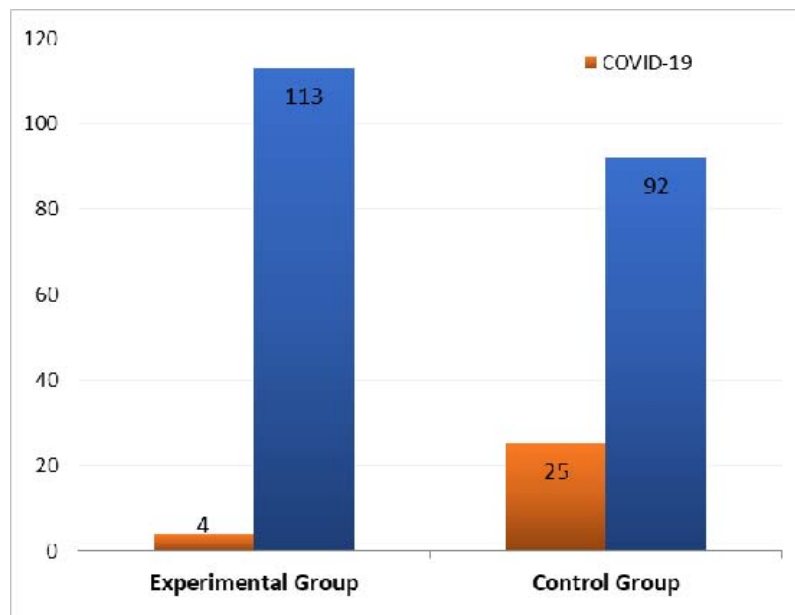


Figure 2

Figure 2. COVID-19 case in EG vs CG. A) Number of COVID-19 and healthy cases in Experimental and Control Group (n=234). B) Clinical state of the COVID-19 cases in Experimental and Control Group (n=234).

(A)



(B)

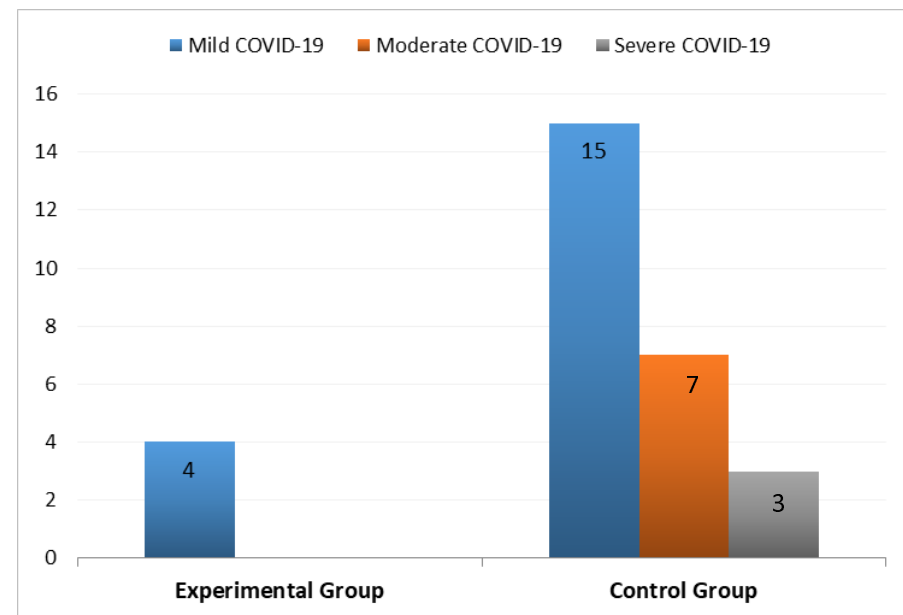


Table 1. Demographic Profile

Variables	Experimental Group (n= 117)	Control Group (n= 117)
Demographic profile		
Median Age (in years)	40	37
Interquartile Range (IQR)	[IQR ₂₅ : 32; IQR ₇₅ : 46]	[IQR ₂₅ : 33; IQR ₇₅ : 44]
Gender - n°. (%)		
Female	65 (55.56%)	69 (58.97%)
Male	52 (44.44%)	48 (41.03%)
Co-morbidities - n°. (%)		
HTA	13 (11.11%)	8 (7.55%)
DBT	10 (8.55%)	7 (6.60%)
Obesity	10 (8.55%)	18 (16.98%)
>60 years	5 (4.27%)	5 (4.27%)
Renal	3 (1.36%)	2 (1.89%)
Designation		
Healthcare	99 (84.62%)	82 (70.09%)
No Healthcare	18 (15.38%)	35 (29.91%)

HTA: Hypertension; DBT: Diabetes; Chronic Kidney Disease.

Table 2. Clinical Profile

Variables	Experimental Group (n= 117)	Control Group (n= 117)	<i>p</i> -Value
Symptom - n°. (%)			
Fever >38	1 (0.85%)	20 (17.09%)	1.10 ⁻⁵ *
Diarrhea	1 (0.85%)	8 (6.84%)	0.02*
Taste and/or smell disturbance	0	19 (16.24%)	1.10 ⁻⁵ *
Oxygen Saturation (SpO ₂)	0	6 (5.13%)	0.01*
Polymyarthralgia,	0	9 (7.69%)	1.10 ⁻⁵ *
Headache	1 (0.85%)	18 (15.38%)	1.10 ⁻⁵ *
Body pain	1 (0.85%)	7 (5.98%)	0.03*
Abdominal pain	0	8 (6.84%)	1.10 ⁻⁵ *
ALRI symptoms and signs	0	1 (0.85%)	0.32

(*) p-Value < 0.05.

Figure 3. Logistic regression model in patient with COVID -19 in both groups.

Variables	Odds Ratio	[95% Conf. Interval]	<i>p-Value</i>
Ivermectin / Iota-Carrageenan	0.13	0.04 – 0.38	0.000
Comorbidity	3.45	1.55 – 7.67	0.002
Designation	2.79	0.81 – 9.63	0.103
Sex	1.77	0.77 – 4.08	0.178
Age (in years)	0.96	0.92 – 1.01	0.142