

Running title: The p -factor in childhood

The General Psychopathology Factor from Early to Middle Childhood: Longitudinal Genetic and Risk Analyses

Reut Avinun, Ariel Knafo-Noam, and Salomon Israel

Department of Psychology, The Hebrew University of Jerusalem, Israel

1 **Abstract**

2 **Background.** Accumulating research suggests the structure of psychopathology is
3 best represented by continuous higher-order dimensions, including a general
4 dimension, *p*-factor, and more specific dimensions, such as externalizing and
5 internalizing factors. Here, we aimed to 1) replicate the *p*-factor in early childhood;
6 2) externally validate the dimensions with measures relating to mental health; 3)
7 examine stability and change of the genetic and environmental influences on the
8 dimensions of psychopathology from early- to mid-childhood; and 4) test the links
9 between the factors and pregnancy, obstetric, and neonatal measures.

10 **Methods.** The Longitudinal Israeli Study of Twins from age 3 to 9 was used for the
11 analyses. Data was available for 2770 children at age 3, 1908 at age 5, 1020 at age
12 6.5, and 973 at age 8-9. Mothers reported on developmental problems, pregnancy,
13 obstetric, and neonatal conditions, and filled in questionnaires on each twin's
14 externalizing and internalizing symptoms. Possible correlates of psychopathology, as
15 reported by the twins or assessed in the lab, were also included.

16 **Results.** A bi-factor model that included the *p*-factor and specific/residualized
17 externalizing and internalizing factors fit the data best at each wave. Longitudinal
18 twin analyses indicated that shared environmental influences do not contribute to
19 psychopathology and that the *p*-factor is highly heritable (64-73%) with a substantial
20 proportion of the genetic influences already present at age 3. When the *p*-factor is
21 accounted for, the internalizing factor was also highly heritable, while the
22 externalizing factor was mostly explained by non-shared environmental influences.
23 Higher *p*-factor scores were associated with more developmental problems and lower
24 self-esteem. Pregnancy, obstetric, and neonatal measures were not strongly associated
25 with psychopathology.

26 **Conclusion.** Our study suggests that a general psychopathology factor is discernible
27 in early childhood and highly heritable, with genetic factors contributing to continuity
28 and change during childhood.

29

30 **Keywords:** Psychopathology; childhood; general psychopathology factor; *p*-factor;
31 heritability; longitudinal.

32 Comorbidity of psychopathology is prevalent. About 40% of individuals with one
33 class of disorders (e.g., mood, anxiety, substance abuse) are likely to be diagnosed
34 with another (Merikangas et al., 2010; Newman, Moffitt, Caspi, & Silva, 1998). As a
35 result of this co-occurrence, instead of discrete mental disorders, researchers have
36 begun to conceptualize the structure of psychopathology as consisting of broad
37 transdiagnostic dimensions, including externalizing (e.g., hyperactivity and antisocial
38 behavior), internalizing (e.g., depression and anxiety), and thought disorders
39 (schizophrenia and obsessive compulsive disorder). Accumulating evidence has
40 suggested that in addition to specific factors, such as externalizing and internalizing, a
41 general psychopathology factor, often called p (Caspi et al., 2014), is also needed to
42 represent the structure of psychopathology (Lahey et al., 2012). The p -factor captures
43 shared variation across most, if not all, types of psychopathology and is thought to
44 represent a general liability for mental disorders, as well as their persistence and
45 severity (Caspi & Moffitt, 2018).

46 The p -factor has been identified in diverse samples (Caspi & Moffitt, 2018;
47 Lahey, Krueger, Rathouz, Waldman, & Zald, 2017), including preschoolers (Olino,
48 Dougherty, Bufferd, Carlson, & Klein, 2014) and children (Gomez, Stavropoulos,
49 Vance, & Griffiths, 2019), and shown to have a genetic component (Allegrini et al.,
50 2020; Riglin et al., 2019; Selzam, Coleman, Caspi, Moffitt, & Plomin, 2018). A
51 longitudinal twin analysis from childhood (age 7 years) to adolescence (age 16 years),
52 has shown that the p -factor is substantially heritable across ages (50-60%) and that the
53 genetic component is relatively stable, so that most genetic influences are already
54 present at age 7 (Allegrini et al., 2020). Notably, to our knowledge, the latter study is
55 the only study to date that employed a longitudinal twin design to examine change
56 and stability in the genetic and environmental effects on the p -factor, and no study has

57 examined the specific/residualized factors (e.g., externalizing and internalizing).
58 Additional developmental research is therefore warranted, especially during early life
59 when executive functions rapidly develop.

60 To further characterize and validate the *p*-factor, associations with external
61 measures such as personality traits, cognitive ability, and socioeconomic status (SES)
62 have been examined. In early and middle adulthood, the *p*-factor has been found to
63 correlate positively with neuroticism and negatively with agreeableness and
64 conscientiousness (e.g., Avinun, Romer, & Israel, 2020; Caspi et al., 2014; Etkin,
65 Mezquita, López-Fernández, Ortet, & Ibáñez, 2020). The correlations between the *p*-
66 factor and measures relating to cognitive ability and executive function have been
67 found to be relatively weak and negative in middle childhood (Martel et al., 2017),
68 early-adolescence (Patalay et al., 2015), and adulthood (Caspi et al., 2014), similar to
69 the correlations with SES (Caspi et al., 2014; Patalay et al., 2015). The *p*-factor has
70 also been shown to predict negative outcomes (e.g., Blanco et al., 2019; Lahey et al.,
71 2015). For example, estimates of the *p*-factor in middle childhood and early
72 adolescence predict clinical diagnoses, use of anxiolytics and antidepressants, school
73 failure, and court convictions in adolescence (Pettersson, Lahey, Larsson, &
74 Lichtenstein, 2018). Together with the findings from genetic studies, these
75 associations support the reliability and validity of the *p*-factor as a common variance
76 that captures an inherent and general risk for psychopathology.

77 Although the shared variance across mental disorders is a robust and replicable
78 finding, the mechanisms that underlie this general risk are less clear and longitudinal
79 studies are scarce. While various candidates likely play a role in the etiology of the *p*-
80 factor, of special interest perhaps, are those that are present at or around birth, as
81 previous studies suggest that the *p*-factor can be found early in development, in

82 children as young as 4 years old (Morales et al., In press). For example, pregnancy,
83 obstetric, and neonatal complications have previously been identified as increasing
84 risk for poorer mental health and/or cognitive function (Chiorean et al., 2020; De
85 Mola, De França, de Avila Quevedo, & Horta, 2014; Ehrenstein et al., 2009; Hamlyn,
86 Duhig, McGrath, & Scott, 2013; Van Lieshout & Voruganti, 2008). Because these
87 factors are not necessarily specific to any particular psychopathology, they may serve
88 as transdiagnostic risk factors.

89 In the current study, we test the replicability of the finding of a general
90 psychopathology factor from early to middle childhood (e.g., Hankin et al., 2017;
91 Olinio et al., 2014). Next, we evaluate the external validity of p and the
92 specific/residualized externalizing and internalizing factors by testing for associations
93 with personality traits and cognitive ability, and examine if/how these associations
94 change during development. Following these analyses aimed at replication and
95 validation, we conduct a genetically informed longitudinal analysis from early to
96 middle childhood to examine stability and change of the genetic and environmental
97 influences on the psychopathology factors. We next examine links between the
98 psychopathology factors and pregnancy, obstetric, and neonatal complications, to
99 provide a first look on these possible associations. Finally, we test the predictive value
100 of the three factors in the context of well-being, self-esteem and developmental
101 problems. A longitudinal sample of twins followed from age 3.5 to age 9 was used for
102 the analyses, to capture the possible developmental changes in psychopathology
103 during this life period for the first time.

104

105

Methods

106

Participants

107 Families in this study were participants in the Longitudinal Israeli Study of Twins
108 (LIST), a study of social development, in which parents of all Hebrew-speaking
109 families of twins born in Israel during 2004-2005 were invited to participate (Avinun
110 & Knafo, 2013; Vertsberger, Abramson, & Knafo-Noam, 2019). The protocol for the
111 experiment was approved by the ethics committee of the local hospital and informed
112 consent was obtained from all participating parents. Mothers were asked to complete
113 questionnaires regarding their pregnancy (only age 3 and 5), demographic details, and
114 children's development, when the twins were 3, 5, 6.5, and 9 years old. Data for this
115 study was available for 2,770 children at age 3 (M=3.16 years, SD=.26; 50.3% males;
116 582 MZ [monozygotic], 2,164 DZ [dizygotic], and 24 of unknown zygoty), 1,908 at
117 age 5 (M=5.13 years, SD=.14; 51% males; 370 MZ, 1,518 DZ, and 20 of unknown
118 zygoty), 1,020 at age 6.5 (M=6.57 years, SD=.30; 50% males; 285 MZ, 729 DZ, and
119 6 of unknown zygoty), and 973 at age 8-9 (M=9.01 years, SD=.52; 48.7% males;
120 260 MZ, 699 DZ, and 14 of unknown zygoty). Due to design and budgetary
121 constraints, in ages 6.5 and 8-9 only a small proportion of opposite-sex DZ twins were
122 recruited. Twins' zygoty was determined based on either a DNA analysis or a
123 parental questionnaire of physical similarity, which has been shown to be in 95%
124 agreement with DNA information (Goldsmith, 1991).

125

126 **Measures**

127 Similar to a previous study in childhood that relied on symptom-level, instead of
128 disorder-level, scores (Patalay et al., 2015), items from 2 different questionnaires were
129 used for the assessment of psychopathology. Internalizing symptoms were assessed at
130 the four waves by mothers' ratings of 5 items from the emotional symptoms subscale
131 of the Strengths and Difficulties Questionnaire (SDQ; Goodman, 1997) and 5 items

132 from the negative emotionality subscale of the Emotionality, Activity and Sociability
133 Temperament Survey (Buss & Plomin, 1984). Ratings were given on a 3-point scale
134 ranging from 0 (not true/rare) to 2 (very true/often) or on a 5-point scale ranging from
135 1 (does not characterize at all) to 5 (highly characterizes), respectively. Externalizing
136 symptoms were assessed at the four waves by mothers' ratings of 10 items from the
137 SDQ (Goodman, 1997). The 10 items were taken from the hyperactivity subscale (5
138 items) and the conduct problems subscale (5 items).

139 Socioeconomic status (SES) was calculated based on mother reports from age 3 of
140 number of rooms/number of residents' ratio, income below or above average national
141 household income, and mother's years of education. These variables were
142 standardized and averaged together (e.g., Avinun & Knafo-Noam, 2017).

143 When the twins were 3 and 5, mothers provided details regarding complications
144 during pregnancy and/or delivery. These yes/no questions were summed to create
145 scores of complications during pregnancy/delivery and neonatal problems. Mothers
146 also reported on developmental problems (yes/no) at all ages (i.e., 3, 5, 6, and 9).
147 Additional variables of interest were total weeks of pregnancy, Apgar scores of each
148 twin 1- and 5-minutes after birth, whether each twin was hospitalized immediately
149 after birth or afterwards, and breastfeeding (whether they breastfed each twin).
150 Cognitive ability was assessed based on testing at age 6.5. The Big Five personality
151 traits, self-esteem, and subjective well-being, were assessed using questionnaires that
152 were given to the twins at ages 11 (personality and self-esteem) or 13 (subjective
153 well-being). For further details please see the supporting information.

154

155 **Statistical analyses**

156 *Replication of the p-factor/Verifying the bifactor model*

157 The same 20 items representing internalizing and externalizing symptoms were used
158 for the factor analyses at each age, to allow developmental analyses and unambiguous
159 comparisons across waves (as previously done, e.g., Murray, Eisner, & Ribeaud,
160 2016). The items were defined as categorical in the analyses. As previously done
161 (Avinun et al., 2020; Caspi et al., 2014; Romer et al., 2018) we used confirmatory
162 factor analysis to fit three structural models: 1) A bifactor/hierarchical model, which
163 consists of a p -factor that loads on all items, and two additional factors that are
164 allowed to correlate, each loading separately on either internalizing or externalizing
165 symptoms items; 2) A one factor model, which consists of a factor that loads on all
166 items; and 3) A correlated factor model, which consists of only two factors, each
167 loading separately on either internalizing or externalizing symptoms items. All
168 confirmatory factor analyses were performed in Mplus version 7 (Muthén & Muthén,
169 2007) using the weighted least squares means and variance adjusted (WLSMV)
170 algorithm, which is appropriate for categorical or ordinal data, and type=complex
171 with the 'cluster' option, to account for the structure of the data (i.e., twins nested
172 within families). This was done for each age (i.e., 3, 5, 6.5, and 8-9) separately.

173 We assessed how well each of the three models (one factor, correlated, and
174 bifactor model) fit the data using the comparative fit index (CFI), the Tucker-Lewis
175 index (TLI), and the root-mean square error of approximation (RMSEA). CFI and TLI
176 closer to 1 and RMSEA closer to 0 indicate good fit (Hu & Bentler, 1999).

177

178 *Externally validating the psychopathology factors*

179 To test the external validity of the psychopathology factors, we examined the
180 association between the three factor scores, personality traits, and cognitive ability.
181 All analyses were done in R version 4.0.3 (R Core Team, 2020). The package

182 'geepack' (Halekoh, Højsgaard, & Yan, 2006) was used to conduct linear regression
183 analyses with generalized estimating equations (GEE) with an "exchangeable"
184 correlation structure, due to the cluster structure of the data (i.e., families). The factors
185 were entered as independent variables in separate analyses, and either personality
186 traits (age 11) or cognitive ability (age 6) were entered as the dependent variables. Sex
187 was also examined as an independent variable, to enable a comparison of sex-*p*
188 associations with previous studies. All models were tested separately.

189

190 *Longitudinal twin analysis/Cholesky decomposition model*

191 To test stability and change of the genetic and environmental influences on the
192 psychopathology factors from age 3 to age 8-9 a longitudinal twin analysis/Cholesky
193 decomposition model was conducted. Analyses were done in R version 4.0.3 (R Core
194 Team, 2020) with the "openMx" (Neale et al., 2016) and "umx" (Bates, Neale, &
195 Maes, 2016) packages. Additional details on the model are available in the supporting
196 information.

197

198 *Predicting the psychopathology factors and the psychopathology factors as predictors*

199 Associations between the psychopathology factors and various measures were also
200 performed in R in GEE models as explained above in the *Validating the p-factor*
201 section (when developmental problems were tested as the dependent variable, a
202 logistic regression with GEE was performed). Here, sex, age, and SES as assessed at
203 age 3 were used as covariates.

204

205

205 **Results**

206 Descriptive statistics are available as Supporting Table 1.

207

208 *Replication of the p-factor/Verifying the bifactor model*

209 At all four ages, the structural model that fit the data best and showed adequate to
210 good fit was the bifactor model; this was evidenced by the highest CFI and TLI scores
211 and the lowest RMSEA value among the three models (Supporting Table 2). The
212 items and their standardized loadings on each factor are presented in Supporting Table
213 2. The relative strength of the loading on each item was relatively consistent between
214 early and middle childhood, so that items with higher loadings on the *p*-factor at age 3
215 had higher loadings in all 4 waves (the correlations between the factor loadings at
216 each age ranged between .975 and .987). In other words, the *p*-factor appeared to be
217 stable across waves, without substantial fluctuations between items.

218

219 *Externally validating and Testing the Reliability of the p-factor*

220 The correlations between the *p*, externalizing, and internalizing factors across ages are
221 shown in Figure 1A (here we limited the sample to the older twin in each family to
222 avoid dependency and allow a simple presentation). The correlations between the *p*-
223 factor in different ages were consistently moderate to high ($r=.45-.68$), as were the
224 correlations between the internalizing factors ($r=.37-.58$) and the externalizing factors
225 ($r=.34-.67$).

226 To examine how the psychopathology factors (*p*, externalizing, and
227 internalizing) are associated with the big five personality traits, cognitive ability, and
228 sex, we conducted linear regressions with GEE to account for clustering. Results are
229 presented in Supporting Table 3. As expected, children with higher *p*-factor scores,
230 tended to be less agreeable, less conscientious (although not at age 3), and more
231 neurotic. Children with higher internalizing factor scores tended to be less extraverted

232 and more neurotic, while children with higher externalizing factor scores tended to be
233 more extraverted and less conscientious. The association between the p -factor and sex
234 was consistently negative, indicating that across ages 3 to 9, boys had higher p -factor
235 scores than girls. The association between sex and the internalizing factor was
236 positive, but mostly weak, and the association with the externalizing factor was
237 negative, and indicated that boys were characterized by higher externalizing
238 symptoms. Cognitive ability showed a negative and very weak association with the p -
239 factor only in ages 3 and 5 (R^2 between .004 and .005), a negative association with the
240 externalizing factor (R^2 between .007 in age 3 and .058 in age 8-9), and no association
241 with the internalizing factor.

242

243 *Longitudinal twin analysis/Cholesky decomposition model*

244 Twin correlations for the psychopathology factors from early to middle childhood are
245 presented in Figure 1B. MZ twin correlations were consistently higher than DZ twin
246 correlations and in most instances were more than twice as large suggesting that non-
247 additive genetic influences may be at play (e.g., an ADE model) and that the influence
248 of the shared environment is negligible. Notably, in the case of the externalizing
249 factor, DZ correlations were negative and weak, whereas MZ correlations were
250 consistently moderate and ranged between .43 to .49. Sensitivity analyses showed that
251 regressing the psychopathology factors on sex or excluding the DZ-opposite sex twins
252 did not lead to meaningful changes in the correlations between MZ and DZ twins
253 (Supporting Table 4).

254 For the p -factor, an AIC comparison indicated that an AE model fit the data best
255 (ADE AIC was 983 compared to the AE AIC of 967). The AE longitudinal twin
256 analysis of the p -factor from age 3 to age 8-9 is presented in Figure 2A (estimates

257 with 95% confidence intervals are presented in Supporting Table 5A). The analysis
258 indicated that the genetic influences on the *p*-factor are substantial and relatively
259 stable in size (total heritability at each age ranged from .64 to .73), and that although
260 new genetic influences arise at each age, a major proportion of the genetic influence is
261 already present at age 3, and persists throughout childhood. Notably, because the
262 difference in fit was small and the twin correlations suggested the presence of non-
263 additive genetic influences, the ADE model along with 95% confidence intervals is
264 presented in supporting Table 5B.

265 For both the specific/residualized internalizing and externalizing factors, the
266 AIC comparison suggested that a DE model fit the data best (internalizing factor ADE
267 AIC: 1067, AE AIC: 1069, and DE AIC: 1056; externalizing factor ADE AIC: 464,
268 AE AIC: 444, and DE AIC: 395). However, a model with a dominant genetic effect,
269 i.e., interaction effects, without an additive effect, i.e., main effect, is considered
270 unlikely (Evans, 2020), and we therefore show the second best fitting model in Figure
271 2, which is the ADE model for the internalizing factor and the AE model for the
272 externalizing factor (estimates with 95% confidence intervals are presented in
273 Supporting Tables 6A and 7A, respectively). The DE models for the internalizing and
274 externalizing factors are presented in Supporting Tables 6B and 7B, respectively. For
275 the externalizing factor, when the ADE model was fitted, the A component was
276 always estimated as 0, and consequently the model was similar to the DE model.

277 The ADE model for the specific/residualized internalizing factor, shown in
278 Figure 2B, suggested that about half (.41-.60) of the individual differences in
279 internalizing symptoms from early to middle childhood are affected by genetic
280 influences (whether additive or dominant). Most of these genetic effects were already
281 present at age 3 or 5. The rest of the variance was accounted for by non-shared

282 environmental effects and measurement error. The AE model for the
283 specific/residualized externalizing factor on the other hand, shown in Figure 2C,
284 indicated that most of the variance (.74-.90) was explained by non-shared
285 environmental effects and measurement error. The remaining variance was explained
286 by genetic influences.

287

288 *Predicting the psychopathology factors*

289 Exploratory analyses, examining possible predictors of the psychopathology factors,
290 are presented in Supporting Table 8. Most predictors explained about 1% or less of
291 the variance in the psychopathology factors. On average across waves, the summary
292 score of neonatal problems, which consisted of neonatal hepatitis, neonatal diabetes,
293 and having been in an incubator, explained the most p -factor variance at each age (R^2
294 from .004 to .013), such that greater neonatal problems were associated with higher p -
295 factor scores.

296 For the specific/residualized internalizing factor, childhood SES appeared to be
297 the strongest predictor, explaining the most variance on average across waves (R^2
298 ranging from .005 to .017); children raised in families with higher SES tended to have
299 fewer internalizing symptoms. For the specific/residualized externalizing factor,
300 childhood developmental problems explained the most variance on average across
301 waves (R^2 ranging from .006 to .01); children with more developmental problems
302 tended to have more externalizing symptoms.

303

304 *The psychopathology factors as predictors*

305 The p -factor was the most consistent and reliable of the three psychopathology factors
306 in predicting developmental problems at age 8-9 (odds ratios ranging between 1.42

307 and 1.84; see Figure 3 and additional statistics in Supporting Table 9A). Interestingly,
308 the p -factor retained its value as a predictor even when developmental problems from
309 the same age as the p -factor were included in the model (odds ratios ranging between
310 1.36 and 1.60; Figure 3 and Supporting Table 9B). Of note, all three psychopathology
311 factors showed a positive association with developmental problems at age 8-9. The p -
312 factor was also the best predictor of self-esteem at age 11 (R^2 ranging from .015 to
313 .04), indicating that, on average, children with higher p -factor scores had lower self-
314 esteem at age 11. Interestingly, the specific/residualized externalizing factor was the
315 best predictor of well-being at age 13 (R^2 ranging from .007 to .014); children with
316 higher externalizing symptoms tended to show poorer well-being (Figure 3 and
317 Supporting Table 3C).

318 Discussion

319 In the current study, we investigated the p -factor and the more specific/residualized
320 internalizing and externalizing factors from early-to-middle childhood. In general, we
321 found that 1) the p -factor is present in children as young as 3 years old; 2) there is
322 little to no effect of the shared-environment for all three psychopathology factors, and
323 both p and the specific/residualized internalizing factor show strong genetic
324 influences; 3) neonatal and pregnancy risk measures, while at times significantly
325 associated with the p -factor, do not explain more than 1% of the variance in any of the
326 three psychopathology factors; and 4) the p -factor in early childhood can help to
327 predict developmental problems and self-esteem in ages 9 and 11, respectively.

328 Our analyses indicated that a bifactor model which includes a general
329 psychopathology factor, i.e., the p -factor, and two specific/residualized factors
330 (internalizing and externalizing), fit the data best across all four waves from early to
331 middle childhood. This supports and replicates previous findings of a transdiagnostic

332 factor in childhood (e.g., McElroy, Belsky, Carragher, Fearon, & Patalay, 2018;
333 Morales et al., 2021). However, the use of fit indices for determining the model that
334 best represents the structure of psychopathology has been criticized, as simulations
335 have shown that the bifactor model is found as the best fitting model even when
336 simulated data is created based on a correlated factors model (Greene et al., 2019).
337 We were therefore interested in externally validating the *p*-factor, by examining its
338 association with known correlates.

339 Indeed, as previous studies on different samples have indicated (Avinun et al.,
340 2020; Caspi et al., 2014; Etkin et al., 2020), the *p*-factor was negatively associated
341 with agreeableness and conscientiousness, and positively associated with neuroticism.
342 It is noteworthy that in our study the *p*-factor was estimated based on mother reports,
343 while personality traits were assessed by self-reports of the children, thus ruling out
344 shared method (source) variance as accounting for this association. The
345 specific/residualized externalizing factor was negatively associated with
346 conscientiousness, an association that increased with age, and positively associated
347 with extraversion. In contrast, the specific/residualized internalizing factor was
348 positively associated with neuroticism and negatively associated with extraversion.
349 This association between the three psychopathology factors and profiles of Big Five
350 traits has now been demonstrated across cohorts varying in age and culture, and
351 further supports the notion of overlapping taxonomies between the basic structure of
352 personality and psychopathology (Brandes, Herzhoff, Smack, & Tackett, 2019).

353 The validity of the *p*-factor was further demonstrated by its negative association
354 with self-esteem, as measured in age 11 and self-reported by the children. This
355 association may be related to findings suggesting that psychopathology increases the

356 risk of being bullied (Arseneault, Bowes, & Shakoor, 2010), and supports the need for
357 early interventions that target children with high p -factor scores.

358 We found that the specific/residualized externalizing factor was most strongly
359 associated with cognitive ability, a finding that is inconsistent with previous studies in
360 which the p -factor was more strongly associated with measures of executive
361 functioning (Caspi & Moffitt, 2018; Martel et al., 2017). It is possible that the use of
362 different measurements or the reliance on symptom-level (our study) rather than
363 diagnosis-level measures for the factor analysis (symptom counts or diagnostic
364 probabilistic bands; Caspi & Moffitt, 2018; Martel et al., 2017) accounts for this
365 inconsistency. Alternatively, if psychopathology is causal to cognitive impairment, it
366 may be that disruptions to cognitive ability have yet to emerge by this age. Lastly, the
367 items with the highest loadings on the specific/residualized externalizing factor
368 related to inattention (e.g., easily distracted and cannot concentrate or finish tasks)
369 which likely affected the children's performance during the cognitive ability tasks.

370 Our finding of moderate to high correlations between the p -factor across waves
371 and relatively consistent factor loadings, which showed little change during
372 development from early to middle childhood, suggested that p is reliable and stable.
373 Additional support for the reliability of the p -factor was obtained from our
374 longitudinal genetic analysis, which indicated that the p -factor was substantially
375 heritable and that the genetic effects on the p -factor at age 3 meaningfully contribute
376 to the genetic influences on the p -factor in all ages. The only previous longitudinal
377 genetic study of the p -factor included twins from age 7 to 16 and has also found that
378 the p -factor is highly heritable and that genetic factors contribute to stability
379 (Allegrini et al., 2020).

380 Interestingly, while our longitudinal genetic analysis showed that genetic
381 effects, both additive and dominant, accounted for a large portion of the variance in
382 the specific/residualized internalizing factor (.41-.60), most of the
383 specific/residualized externalizing factor variance was accounted for by non-shared
384 environmental influences and measurement error. It is not likely that the
385 specific/residualized externalizing factor mostly represented measurement error
386 because 1) the correlations between the externalizing factor at different ages were
387 moderate to strong ($r=.34-.67$), and 2) the externalizing factor was externally
388 validated with measures collected through different methods (i.e., the factor was
389 based on parental reports, while personality was based on child reports and cognitive
390 ability was based on testing). It is therefore suggested that after accounting for p , the
391 remaining variance in externalizing symptoms is largely due to unique experiences
392 and exposures.

393 Although the p -factor appears to represent a real shared general risk for
394 psychopathology, its origins remain unclear. Here, we examined whether
395 complications in pregnancy and neonatal measures are related to the p -factor in
396 childhood, guided by previous research suggesting that fetal and early life
397 programming may be linked to mental health (Lewis, Galbally, Gannon, &
398 Symeonides, 2014; O'Donnell & Meaney, 2017). All measures showed only weak
399 associations, if at all, with the p -factor, explaining 1%, and usually less, of the factor
400 variance. This was also true for the specific/residualized externalizing and
401 internalizing factors. Similarly, SES at age 3 and developmental problems before age
402 3 did not explain more than 1% of the variance in the psychopathology factors. These
403 suggest that a cumulative risk factor score composed of many fetal and early life

404 stressors may be a better approach for the prediction of the latent factors of
405 psychopathology (Meehan et al., 2020).

406

407 *Strengths and Limitations*

408 To our knowledge, the current study is the first to provide an in-depth developmental
409 and longitudinal genetic investigation of the specific/residualized externalizing and
410 internalizing factors from the bifactor model and the first to examine the links
411 between the general and specific/residualized factors of psychopathology and
412 pregnancy, obstetric, and neonatal measures. However, this study also has several
413 limitations. First, the assessment of psychopathology was restricted to maternal
414 reports and relied on a relatively limited number of items. While this is not
415 exceptional (e.g., McElroy et al., 2018; Patalay et al., 2015, respectively), further
416 research is needed to understand how these and the inclusion of only identical items
417 across ages, affected the findings. Second, our sample consisted only of twins and
418 therefore the generalizability of the associations between the psychopathology factors
419 and other measures need to be replicated. Notably however, in the context of the
420 associations with the pregnancy, obstetric, and neonatal measures, the reliance on
421 twins was advantageous, as twin pregnancies are associated with higher complications
422 compared to singletons (Obiechina, Okolie, Eleje, Okechukwu, & Anemeje, 2011),
423 allowing for greater variance. Third, our study was restricted to the developmental
424 period of early to mid-childhood, research encompassing longer developmental
425 periods is needed.

426

427 *Conclusions*

428 Our study supports accumulating research indicating a general factor of
429 psychopathology, which represents transdiagnostic risk across mental disorders (Caspi
430 & Moffitt, 2018), and shows that this general factor is highly heritable, discernible in
431 early childhood, and stable from early to mid-childhood. Results also suggest that the
432 *p*-factor is not meaningfully predicted by pregnancy, obstetric, and neonatal events.
433 Lastly, to our knowledge, this is the first in-depth genetically informed investigation
434 of the specific/residualized factors of psychopathology in childhood. We found that
435 while the internalizing factor is still substantially heritable after accounting for the *p*-
436 factor, the externalizing factor is mostly affected by non-shared environmental
437 influences.

438

439 **Key Points**

- 440 • The general psychopathology factor is highly heritable, discernible in early
441 childhood, and stable from early to mid-childhood, with genetic factors
442 accounting for most of the stability.
- 443 • From early to mid-childhood, the specific/residualized internalizing factor was
444 highly heritable, while the specific/residualized externalizing factor was
445 mostly affected by non-shared environmental effects.
- 446 • Pregnancy, obstetric, and neonatal complications did not meaningfully predict
447 any of the psychopathology factors.
- 448 • The *p*-factor was longitudinally positively associated with developmental
449 problems and negatively with self-esteem. The externalizing factor showed a
450 negative longitudinal association with self-esteem and subjective well-being.

451

452

Acknowledgements

453 We thank the participating families for their cooperation and all the lab members of
454 the Social Development lab throughout the years for data collection and coding. The
455 Longitudinal Israeli Study of Twins (LIST) was founded by grant No. 31/06 from the
456 Israel Science Foundation. The work was further supported by grant No. 1670/13
457 from the Israel Science Foundation, starting grant No. 240994 from the European
458 Research Council, and by a grant from The Science of Generosity Initiative, funded
459 by the John Templeton Foundation to Ariel Knafo-Noam. RA is supported by a Lady
460 Davis fellowship.

461

462

Correspondence

463 Correspondence concerning this article should be addressed to Reut Avinun, PhD,
464 Department of Psychology, The Hebrew University of Jerusalem, Mount Scopus,
465 Jerusalem, 91905 Israel. E-mail: reut.avinun@mail.huji.ac.il

466 **References**

- 467 Allegrini, A. G., Cheesman, R., Rimfeld, K., Selzam, S., Pingault, J. B., Eley, T. C.,
468 & Plomin, R. (2020). The p factor: genetic analyses support a general
469 dimension of psychopathology in childhood and adolescence. *Journal of Child*
470 *Psychology and Psychiatry*, 61(1), 30-39.
- 471 Arseneault, L., Bowes, L., & Shakoor, S. (2010). Bullying victimization in youths and
472 mental health problems: 'much ado about nothing'? *Psychological Medicine*,
473 40(5), 717.
- 474 Avinun, R., & Knafo-Noam, A. (2017). Parental brain-derived neurotrophic factor
475 genotype, child prosociality, and their interaction as predictors of parents'
476 warmth. *Brain and Behavior*, 7(5).
- 477 Avinun, R., & Knafo, A. (2013). The Longitudinal Israeli Study of Twins (LIST)—
478 An Integrative View of Social Development. *Twin Research and Human*
479 *Genetics*, 16(1), 197-201. doi: 10.1017/thg.2012.73
- 480 Avinun, R., Romer, A. L., & Israel, S. (2020). Vitamin D polygenic score is
481 associated with neuroticism and the general psychopathology factor. *Progress*
482 *in Neuro-Psychopharmacology and Biological Psychiatry*, 109912.
- 483 Bates, T., Neale, M., & Maes, H. (2016). umx: A library for Structural Equation and
484 Twin Modelling in R. *Journal of statistical software*.
- 485 Blanco, C., Wall, M. M., Hoertel, N., Krueger, R. F., Liu, S.-M., Grant, B. F., &
486 Olfson, M. (2019). Psychiatric disorders and risk for multiple adverse
487 outcomes: a national prospective study. *Molecular Psychiatry*, 1-10.
- 488 Brandes, C. M., Herzhoff, K., Smack, A. J., & Tackett, J. L. (2019). The p factor and
489 the n factor: Associations between the general factors of psychopathology and
490 neuroticism in children. *Clinical Psychological Science*, 7(6), 1266-1284.

- 491 Buss, A. H., & Plomin, R. (1984). *Temperament: early developing personality traits*.
492 Hillsdale, NJ: Lawrence Erlbaum Associates, Inc.
- 493 Caspi, A., Houts, R. M., Belsky, D. W., Goldman-Mellor, S. J., Harrington, H., Israel,
494 S., . . . Moffitt, T. E. (2014). The p factor: one general psychopathology factor
495 in the structure of psychiatric disorders? *Clinical Psychological Science*, 2(2),
496 119-137.
- 497 Caspi, A., & Moffitt, T. E. (2018). All for one and one for all: Mental disorders in one
498 dimension. *American Journal of Psychiatry*, 175(9), 831-844.
- 499 Chiorean, A., Savoy, C., Beattie, K., el Helou, S., Silmi, M., & Van Lieshout, R. J.
500 (2020). Childhood and adolescent mental health of NICU graduates: an
501 observational study. *Archives of Disease in Childhood*, 105, 684-689. doi:
502 10.1136/archdischild-2019-318284
- 503 De Mola, C. L., De França, G. V. A., de Avila Quevedo, L., & Horta, B. L. (2014).
504 Low birth weight, preterm birth and small for gestational age association with
505 adult depression: systematic review and meta-analysis. *The British Journal of*
506 *Psychiatry*, 205(5), 340-347.
- 507 Ehrenstein, V., Pedersen, L., Grijota, M., Nielsen, G. L., Rothman, K. J., & Sørensen,
508 H. T. (2009). Association of Apgar score at five minutes with long-term
509 neurologic disability and cognitive function in a prevalence study of Danish
510 conscripts. *BMC pregnancy and childbirth*, 9(1), 1-7.
- 511 Etkin, P., Mezquita, L., López-Fernández, F. J., Ortet, G., & Ibáñez, M. I. (2020).
512 Five Factor model of personality and structure of psychopathological
513 symptoms in adolescents. *Personality and Individual Differences*, 163,
514 110063.
- 515 Evans, D. M. (2020). The Boulder Workshop Question Box. *Behavior Genetics*, 1-10.

- 516 Goldsmith, H. (1991). A zygosity questionnaire for young twins: A research note.
517 *Behavior Genetics, 21*(3), 257-269.
- 518 Gomez, R., Stavropoulos, V., Vance, A., & Griffiths, M. D. (2019). Re-evaluation of
519 the latent structure of common childhood disorders: Is there a general
520 psychopathology factor (p-factor)? *International Journal of Mental Health
521 and Addiction, 17*(2), 258-278.
- 522 Goodman, R. (1997). The Strengths and Difficulties Questionnaire: a research note.
523 *Journal of child psychology and psychiatry, and allied disciplines, 38*(5), 581.
- 524 Greene, A. L., Eaton, N. R., Li, K., Forbes, M. K., Krueger, R. F., Markon, K. E., . . .
525 Docherty, A. R. (2019). Are fit indices used to test psychopathology structure
526 biased? A simulation study. *Journal of Abnormal Psychology, 128*(7), 740.
- 527 Halekoh, U., Højsgaard, S., & Yan, J. (2006). The R package geepack for generalized
528 estimating equations. *Journal of statistical software, 15*(2), 1-11.
- 529 Hamlyn, J., Duhig, M., McGrath, J., & Scott, J. (2013). Modifiable risk factors for
530 schizophrenia and autism—shared risk factors impacting on brain
531 development. *Neurobiology of Disease, 53*, 3-9.
- 532 Hankin, B. L., Davis, E. P., Snyder, H., Young, J. F., Glynn, L. M., & Sandman, C. A.
533 (2017). Temperament factors and dimensional, latent bifactor models of child
534 psychopathology: Transdiagnostic and specific associations in two youth
535 samples. *Psychiatry Research, 252*, 139-146.
- 536 Hu, L. t., & Bentler, P. M. (1999). Cutoff criteria for fit indexes in covariance
537 structure analysis: Conventional criteria versus new alternatives. *Structural
538 equation modeling: a multidisciplinary journal, 6*(1), 1-55.

- 539 Lahey, B. B., Applegate, B., Hakes, J. K., Zald, D. H., Hariri, A. R., & Rathouz, P. J.
540 (2012). Is there a general factor of prevalent psychopathology during
541 adulthood? *Journal of Abnormal Psychology, 121*(4), 971.
- 542 Lahey, B. B., Krueger, R. F., Rathouz, P. J., Waldman, I. D., & Zald, D. H. (2017). A
543 hierarchical causal taxonomy of psychopathology across the life span.
544 *Psychological Bulletin, 143*(2), 142.
- 545 Lahey, B. B., Rathouz, P. J., Keenan, K., Stepp, S. D., Loeber, R., & Hipwell, A. E.
546 (2015). Criterion validity of the general factor of psychopathology in a
547 prospective study of girls. *Journal of Child Psychology and Psychiatry, 56*(4),
548 415-422.
- 549 Lewis, A. J., Galbally, M., Gannon, T., & Symeonides, C. (2014). Early life
550 programming as a target for prevention of child and adolescent mental
551 disorders. *BMC Medicine, 12*(1), 1-15.
- 552 Martel, M. M., Pan, P. M., Hoffmann, M. S., Gadelha, A., do Rosário, M. C., Mari, J.
553 J., . . . Bressan, R. A. (2017). A general psychopathology factor (P factor) in
554 children: structural model analysis and external validation through familial
555 risk and child global executive function. *Journal of Abnormal Psychology,*
556 *126*(1), 137.
- 557 McElroy, E., Belsky, J., Carragher, N., Fearon, P., & Patalay, P. (2018).
558 Developmental stability of general and specific factors of psychopathology
559 from early childhood to adolescence: dynamic mutualism or p-differentiation?
560 *Journal of Child Psychology and Psychiatry, 59*(6), 667-675.
- 561 Meehan, A. J., Latham, R. M., Arseneault, L., Stahl, D., Fisher, H. L., & Danese, A.
562 (2020). Developing an individualized risk calculator for psychopathology

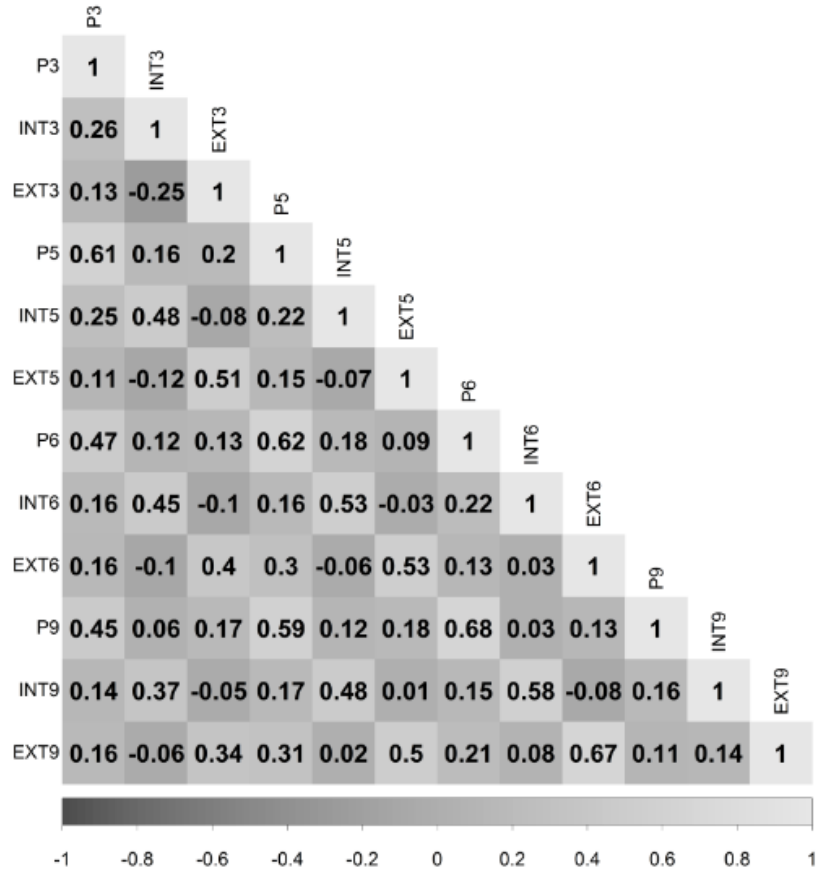
- 563 among young people victimized during childhood: A population-
564 representative cohort study. *Journal of Affective Disorders*, 262, 90-98.
- 565 Merikangas, K. R., He, J.-p., Burstein, M., Swanson, S. A., Avenevoli, S., Cui, L., . . .
566 Swendsen, J. (2010). Lifetime prevalence of mental disorders in US
567 adolescents: results from the National Comorbidity Survey Replication–
568 Adolescent Supplement (NCS-A). *Journal of the American Academy of Child
569 and Adolescent Psychiatry*, 49(10), 980-989.
- 570 Morales, S., Tang, A., Bowers, M. E., Miller, N. V., Buzzell, G. A., Smith, E., . . .
571 Fox, N. A. (2021). Infant temperament prospectively predicts general
572 psychopathology in childhood. *Development and Psychopathology*, 1-10. doi:
573 10.1017/s0954579420001996
- 574 Morales, S., Tang, A., Bowers, M. E., Miller, N. V., Buzzell, G. A., Smith, E., . . .
575 Fox, N. A. (In press). Infant temperament prospectively predicts general
576 psychopathology in childhood. *Development and Psychopathology*.
- 577 Murray, A. L., Eisner, M., & Ribeaud, D. (2016). The development of the general
578 factor of psychopathology ‘p factor’ through childhood and adolescence.
579 *Journal of Abnormal Child Psychology*, 44(8), 1573-1586.
- 580 Muthén, L. K., & Muthén, B. O. (2007). Mplus User’s Guide. *Los Angeles, CA:*
581 *Muthén & Muthén*.
- 582 Neale, M. C., Hunter, M. D., Pritikin, J. N., Zahery, M., Brick, T. R., Kirkpatrick, R.
583 M., . . . Boker, S. M. (2016). OpenMx 2.0: Extended structural equation and
584 statistical modeling. *Psychometrika*, 81(2), 535-549.
- 585 Newman, D. L., Moffitt, T. E., Caspi, A., & Silva, P. A. (1998). Comorbid mental
586 disorders: implications for treatment and sample selection. *Journal of
587 Abnormal Psychology*, 107(2), 305.

- 588 O'Donnell, K. J., & Meaney, M. J. (2017). Fetal origins of mental health: the
589 developmental origins of health and disease hypothesis. *American Journal of*
590 *Psychiatry*, 174(4), 319-328.
- 591 Obiechina, N., Okolie, V., Eleje, G., Okechukwu, Z., & Anemeje, O. (2011). Twin
592 versus singleton pregnancies: the incidence, pregnancy complications, and
593 obstetric outcomes in a Nigerian tertiary hospital. *International journal of*
594 *women's health*, 3, 227.
- 595 Olino, T. M., Dougherty, L. R., Bufferd, S. J., Carlson, G. A., & Klein, D. N. (2014).
596 Testing models of psychopathology in preschool-aged children using a
597 structured interview-based assessment. *Journal of Abnormal Child*
598 *Psychology*, 42(7), 1201-1211.
- 599 Patalay, P., Fonagy, P., Deighton, J., Belsky, J., Vostanis, P., & Wolpert, M. (2015).
600 A general psychopathology factor in early adolescence. *The British Journal of*
601 *Psychiatry*, 207(1), 15-22.
- 602 Pettersson, E., Lahey, B. B., Larsson, H., & Lichtenstein, P. (2018). Criterion Validity
603 and Utility of the General Factor of Psychopathology in Childhood: Predictive
604 Associations With Independently Measured Severe Adverse Mental Health
605 Outcomes in Adolescence. *Journal of the American Academy of Child and*
606 *Adolescent Psychiatry*, 57(6), 372-383.
- 607 R Core Team. (2020). R: A language and environment for statistical computing.
608 Vienna, Austria: R foundation for Statistical Computing. Retrieved from
609 <http://www.R-project.org/>
- 610 Riglin, L., Thapar, A. K., Leppert, B., Martin, J., Richards, A., Anney, R., . . . Lahey,
611 B. B. (2019). Using genetics to examine a general liability to childhood
612 psychopathology. *Behavior Genetics*, 1-8.

- 613 Romer, A. L., Knodt, A. R., Houts, R., Brigidi, B. D., Moffitt, T. E., Caspi, A., &
614 Hariri, A. R. (2018). Structural alterations within cerebellar circuitry are
615 associated with general liability for common mental disorders. *Molecular*
616 *Psychiatry*, 23(4), 1084.
- 617 Selzam, S., Coleman, J. R., Caspi, A., Moffitt, T. E., & Plomin, R. (2018). A
618 polygenic p factor for major psychiatric disorders. *Translational Psychiatry*,
619 8(1), 205.
- 620 Van Lieshout, R. J., & Voruganti, L. P. (2008). Diabetes mellitus during pregnancy
621 and increased risk of schizophrenia in offspring: a review of the evidence and
622 putative mechanisms. *Journal of psychiatry & neuroscience: JPN*, 33(5), 395.
- 623 Vertsberger, D., Abramson, L., & Knafo-Noam, A. (2019). The Longitudinal Israeli
624 Study of Twins (LIST) Reaches Adolescence: Genetic and Environmental
625 Pathways to Social, Personality and Moral Development. *Twin Research and*
626 *Human Genetics*, 22(6), 567-571.
- 627
- 628

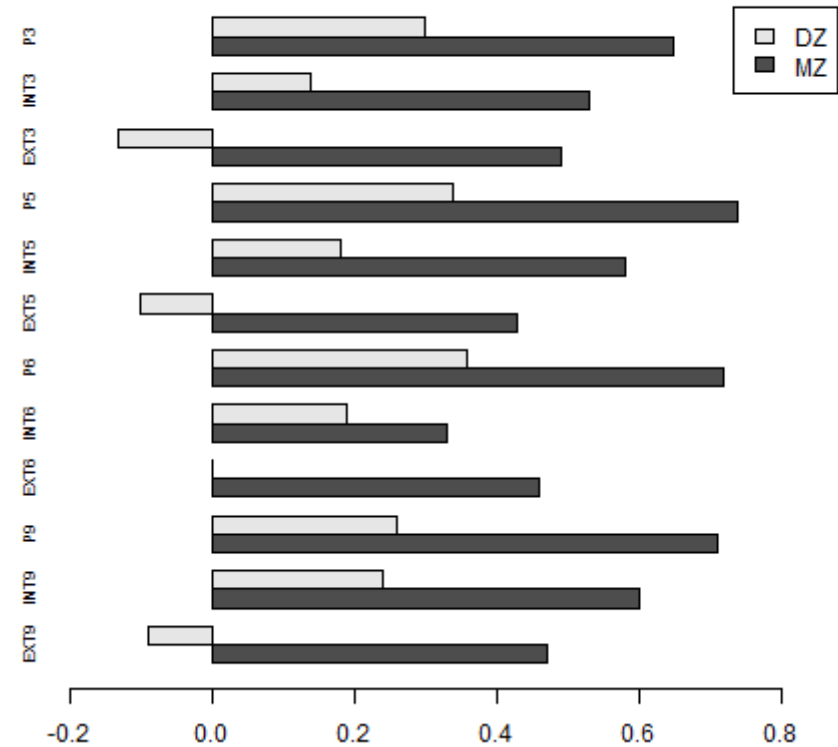
629 **Figure 1.** Psychopathology factors correlations.

630 **1A.** Correlations between the p, internalizing (INT), and
 631 externalizing (EXT) factors from early- to mid- childhood (for one twin per family).
 632



633

1B. Twin correlations on psychopathology factors from early- to mid-
 childhood.



634

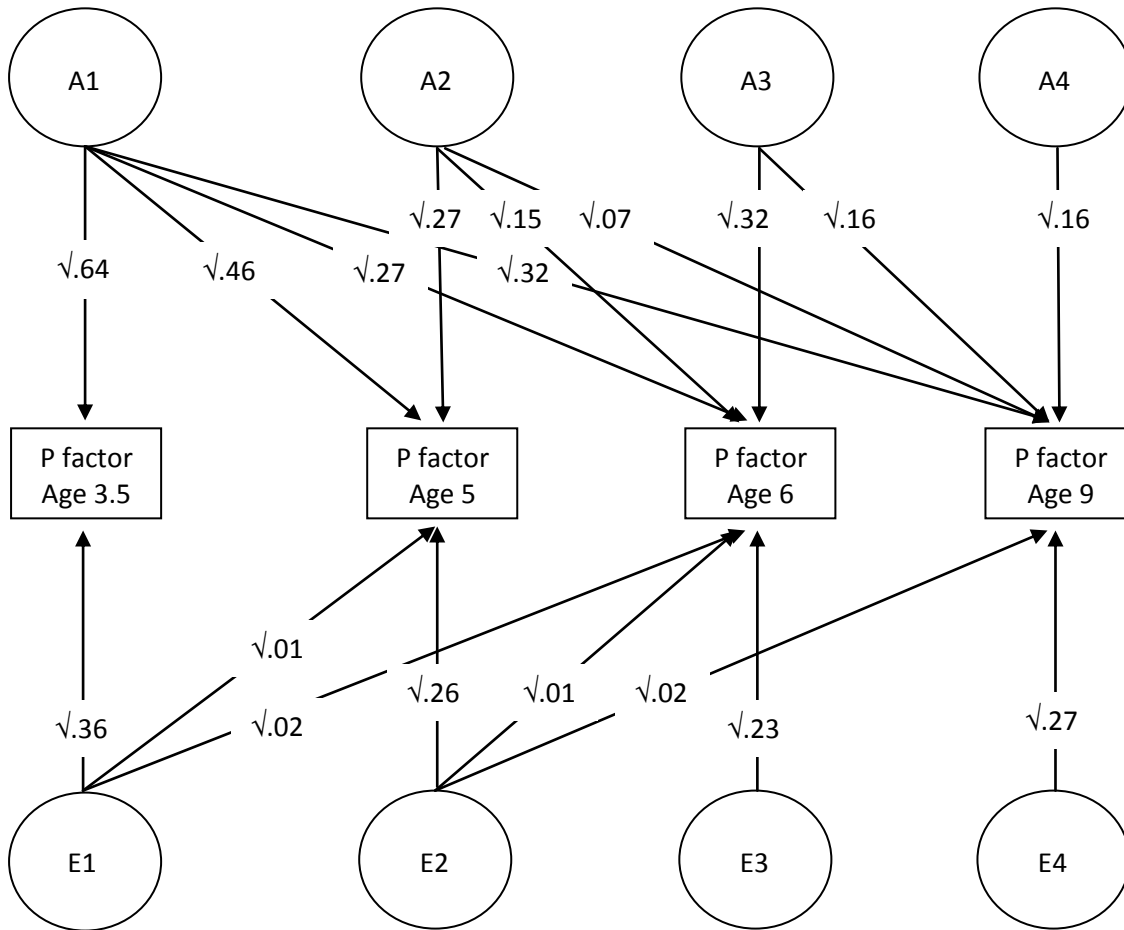
635 **Figure 2.** A longitudinal twin model. Genetic and environmental influences on psychopathology factors, from early to middle childhood.

636 A. The p factor, AE model.

637

638

639

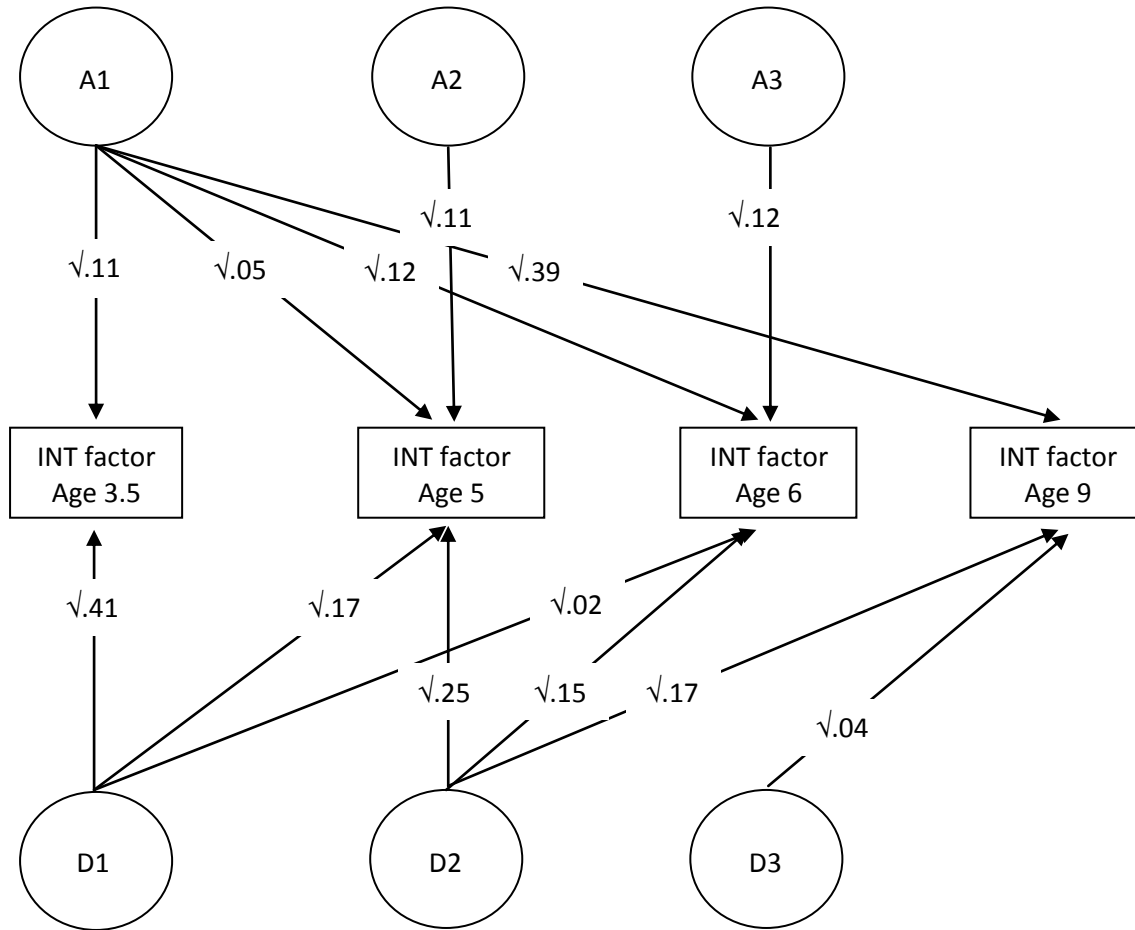


640 B. The specific/residualized internalizing factor, ADE model.

641

642

643

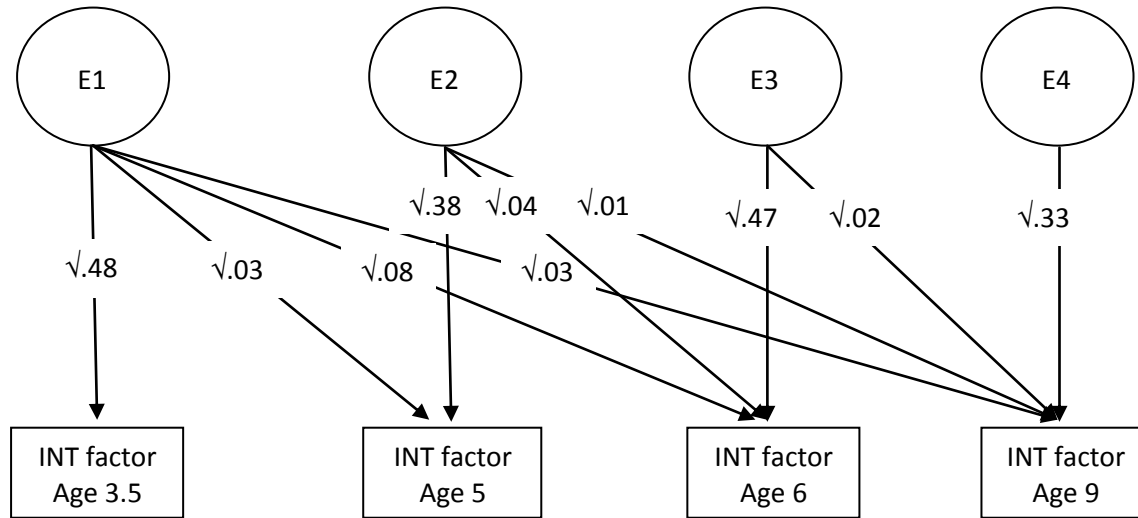


644 B. continued. The specific/residualized internalizing factor.

645

646

647



648 C. The specific/residualized externalizing factor, AE model.

649

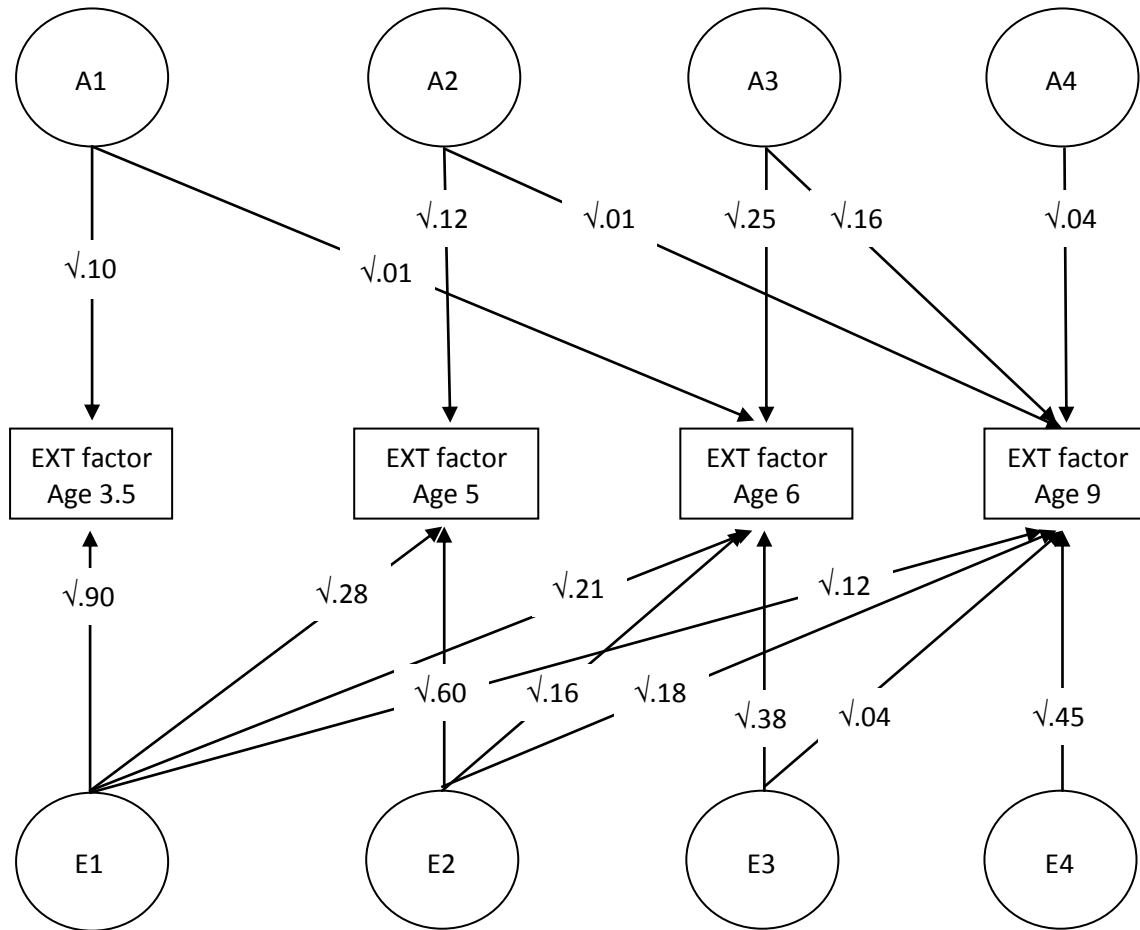
650

651

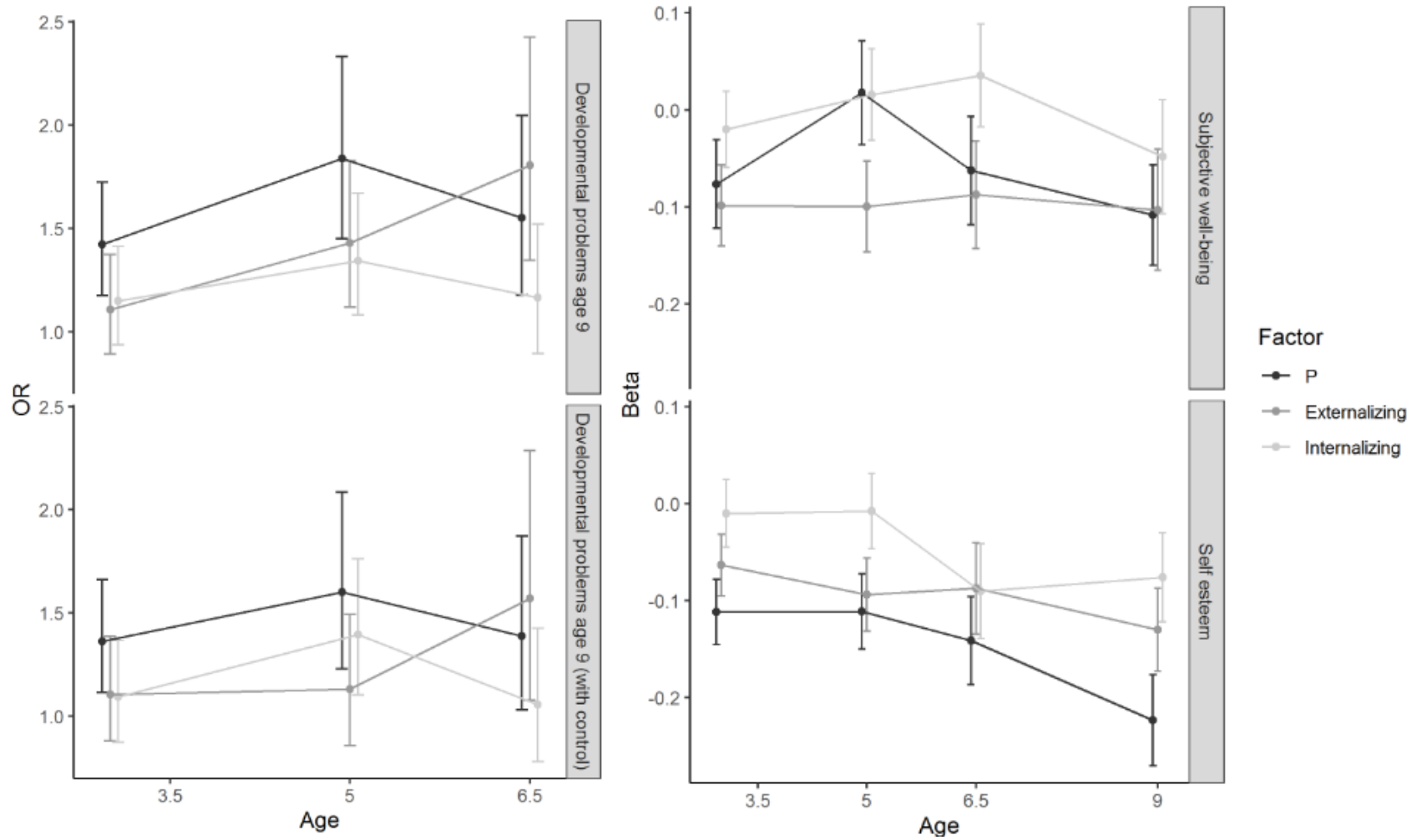
652

653

654



655 **Figure 3.** The psychopathology factors as predictors of developmental problems, self-esteem, and well-being.



656

657 *Note.* In all models age, sex, and socioeconomic status as assessed at age 3 were entered as covariates. Results of generalized estimating equation models
658 are presented. All models are independent (i.e., each factor was examined as a predictor in an independent statistical model). The model "with control"
659 also included a developmental problems (yes/no) measure, assessed at the same age as the tested factor, as a covariate.