

1 **Outcome Reporting bias in Exercise Oncology trials (OREO): a cross-sectional study**

2 Benjamin Singh¹, Ciaran M Fairman², Jesper F Christensen^{3,4}, Kate A Bolam⁵, Rosie

3 Twomey⁶, David Nunan⁷, and Ian M Lahart⁸.

4 ¹ Greenslopes Private Hospital, Brisbane, Australia

5 ² Exercise Science, Arnold School of Public Health, University of South Carolina, South
6 Carolina, USA

7 ³ Centre for Physical Activity Research, Rigshospitalet, Copenhagen, Denmark

8 ⁴ Department of Sports Science and Clinical Biomechanics, Faculty of Health Sciences,
9 University of Southern Denmark, Denmark

10 ⁵ Department of Neurobiology, Care Sciences and Society, Karolinska Institutet, Stockholm,
11 Sweden

12 ⁶ Cumming School of Medicine, University of Calgary, Calgary, Canada

13 ⁷ Nuffield Department of Primary Care Health Sciences, University of Oxford, Oxford, UK

14 ⁸ Sport and Physical Activity Research Centre, Faculty of Education, Health, and Wellbeing,
15 University of Wolverhampton, Wolverhampton, UK

16 Corresponding author: Ian M Lahart, i.lahart@wlv.ac.uk

17

18 **Abstract:**

19 Background: Despite evidence of selective outcome reporting across multiple disciplines, this
20 has not yet been assessed in trials studying the effects of exercise in people with cancer.
21 Therefore, the purpose of our study was to explore prospectively registered randomised
22 controlled trials (RCTs) in exercise oncology for evidence of selective outcome reporting.

23 Methods: Eligible trials were RCTs that 1) investigated the effects of at least partially
24 supervised exercise interventions in people with cancer; 2) were preregistered (i.e. registered
25 before the first patient was recruited) on a clinical trials registry; and 3) reported results in a
26 peer-reviewed published manuscript. We searched the PubMed database from the year of
27 inception to September 2020 to identify eligible exercise oncology RCTs clinical trial

28 registries. Eligible trial registrations and linked published manuscripts were compared to
29 identify the proportion of sufficiently preregistered outcomes reported correctly in the
30 manuscripts, and cases of outcome omission, switching, and silently introduction of non- novel
31 outcomes.

32 Results: We identified 31 eligible RCTs and 46 that were ineligible due to retrospective
33 registration. Of the 405 total prespecified outcomes across the 31 eligible trials, only 6.2% were
34 preregistered complete methodological detail. Only 16% (n=148/929) of outcomes reported in
35 published results manuscripts were linked with sufficiently preregistered outcomes without
36 outcome switching. We found 85 total cases of outcome switching. A high proportion (41%)
37 of preregistered outcomes were omitted from the published results manuscripts, and many
38 published outcomes (n=394; 42.4%) were novel outcomes that had been silently introduced
39 (median, min-max=10, 0-50 per trial). We found no examples of preregistered efficacy
40 outcomes that were measured, assessed, and analysed as planned.

41 Conclusions: We found evidence suggestive of widespread selective outcome reporting and
42 non-reporting bias (outcome switching, omitted preregistered outcomes, and silently
43 introduced novel outcomes). The existence of such reporting discrepancies has implications for
44 the integrity and credibility of RCTs in exercise oncology.

45 **Preregistered protocol:** <https://osf.io/dtkar/> (posted: November 19, 2019)

46

47

48

49

76 **Box 1.** Definitions of reporting biases [definitions taken from: (13,15)]

Type of bias	Definition
Reporting bias	Reporting bias occurs when the reporting of research findings may depend on the nature (e.g., statistical significance) and direction of the results. Examples of reporting bias include publication bias, language bias, citation bias, and selective (non-) reporting bias.
Publication bias	The (non-)publication of research findings, depending on the nature (e.g., statistical significance) and direction of the results.
Selective (non-) reporting bias	The selective reporting of a subset of outcomes or analyses, but not others, depending on the nature (e.g., the size of the <i>p</i> -value or effect size) and direction of the results. Three types of selective reporting bias : <ol style="list-style-type: none">1) Selective outcome (non-)reporting bias: the selective reporting or non-reporting of some of the set of study outcomes, when not all analysed outcomes are reported.2) The selective reporting of a specific outcome—for example, when an outcome is measured and analysed at several time points but not all results are reported.3) Incomplete reporting of a specific outcome—for example, when the <i>p</i>-value from a statistical test for an outcome is reported but no descriptive statistics are given.

77

78 Although selective reporting bias, or ‘cooking’ as Charles Babbage dubbed it in 1830,
79 is a long-standing problem in science publication, direct evidence of its existence has only
80 surfaced more recently. In a landmark paper in 2004, Chan and colleagues (10) discovered that
81 62% of RCTs approved by the Scientific-Ethical Committees for Copenhagen and
82 Frederiksberg, Denmark, had at least one primary outcome that was switched for a non-
83 secondary outcome (i.e. outcome switching), silently introduced, or omitted when they
84 compared published trial manuscripts with their accompanying protocols. The authors (10)
85 concluded that to “ensure transparency, planned trials should be registered and protocols should
86 be made publicly available prior to trial completion” (pp. 2457).

87 Several initiatives now exist to explicitly address the negative impacts of selective
88 reporting bias. For over a decade, an international standard for clinical trials is prospective

89 registration in a public database before recruitment of the first participant (16–18). This is
90 mandated by the Declaration of Helsinki (17), endorsed by the World Health Organization
91 (WHO) (19), and a requirement for publication of trial findings in member journals of the
92 International Committee of Medical Journal Editors (ICMJE) (18). Clinical trial registration
93 aims to track all initiated trials, identify unpublished trials, achieve transparency in trial
94 reporting (a fundamental tenet of science), and make key information about the objectives and
95 design of a trial publicly available (12,20,21). A prospective registration also allows for the
96 distinction between confirmatory outcomes and those which are exploratory (22,23). Although
97 trial registries have served as an audit trail for documenting discrepancies between registrations
98 and trial publications, they do not appear to have acted as a deterrent to selective reporting
99 biases (12,24–26).

100 In 2019, Goldacre and colleagues (26) provided strong evidence that selective outcome
101 reporting is still a major concern even in those trials published in so-called prestige journals.
102 The authors (26) prospectively assessed outcome reporting in all newly published trials in five
103 of the highest impact medical journals over a 6-week period, and revealed that 87% of trials
104 had discrepancies serious enough to warrant a correction letter, and five undeclared outcomes
105 were on average added per trial. Similar evidence of reporting discrepancies has been observed
106 across many disciplines (24), including psychology (25), cognitive science (27), cystic fibrosis
107 (28), anaesthesiology (29), drug trials (30,31), and oncology (32,33).

108 Exercise oncology shares with these disciplines many of the features that can propagate
109 selective (non-) reporting bias, such as a preponderance of studies with positive or favourable
110 results, non-cooperative group trials, assessment of a vast array of outcomes from a multitude
111 of measurement tools, large researcher degrees of freedom when choosing between outcome
112 and analysis options, and high pressures to publish (27,34–36). Given these similarities, it

113 seems unreasonable to believe that exercise oncology research is immune to the problems that
114 have contributed to a ‘credibility crisis’ in other disciplines (37).

115 A recent umbrella review reported that the effect size estimates are typically small-
116 moderate, and the certainty of the evidence is typically graded as low or moderate across meta-
117 analyses of exercise oncology RCTs (3). Consequently, many effects within these meta-
118 analyses may be vulnerable to selective (non-) reporting bias, which could change the direction,
119 size, and certainty of pooled effect estimates. The existence of selective (non-) reporting in
120 exercise oncology trials risks undermining exercise-based clinical guidelines and calls to
121 include exercise in the standard care of patients with cancer (6). To date, however, selective
122 (non-) reporting biases have not been assessed in RCTs of exercise interventions for people
123 diagnosed with cancer. Therefore, the overall purpose of this study is to evaluate selective (non-
124) reporting in prospectively registered RCTs in the field of exercise oncology.

125

126 **METHOD**

127 Our study protocol was preregistered on November 19, 2019 and can be accessed here:
128 <https://osf.io/dtkar/>.

129

130 **Search and trial eligibility**

131 Eligible trials: 1) were longitudinal RCTs investigating the efficacy or effectiveness of
132 at least partially supervised exercise interventions on health-related outcomes in people
133 diagnosed with cancer; 2) were preregistered on either ClinicalTrials.gov, the International
134 Standard Randomised Controlled Trials Number (ISRCTN) registry via the World Health
135 Organization International Clinical Trials Registry Platform (WHO ICTRP), the European
136 Union (EU) Clinical Trials Register, the Australian and New Zealand Clinical Trials Registry
137 (ANZCTR), Netherlands Trial Registry (NTR), the Chinese Clinical Trial Registry (ChiCTR),

138 or the UMIN Clinical Trials Registry (UMIN-CTR); and 3) reported their findings in at least
139 one full-text article in a peer-reviewed journal. We did not exclude trials based on cancer type
140 or stage, or treatment status (e.g., during or following adjuvant therapy, pre- or post-surgery).

141 In line with the ICMJE’s definition of a clinical trial (18), we defined an exercise
142 oncology RCT as a research project that prospectively and randomly assigned individuals
143 diagnosed with cancer to intervention or comparison groups to study the cause-and-effect
144 relationship between an exercise intervention and a health outcome. We adopted the following
145 definition of exercise: “a potential disruption to homeostasis by muscle activity that is either
146 exclusively, or in combination, concentric, eccentric or isometric muscle contractions” (38).
147 We included both efficacy studies that examined the benefits or harms of an exercise
148 intervention under controlled conditions and effectiveness or pragmatic trials that investigated
149 exercise interventions under conditions that were closer to real-world practice (39), if they
150 involved some level of face-to-face supervision. We excluded behaviour-based trials (i.e.
151 studies that focused primarily on increasing physical activity). Exercise interventions that
152 involved a behaviour change component, however, were included if some level of face-to-face
153 exercise supervision was involved. Trials that evaluated drug, dietary, supplement, or
154 alternative interventions in combination with exercise were eligible only if the effects of
155 exercise could be isolated (i.e. if a comparison group also receives the drug or supplement
156 without exercise; e.g., an exercise plus drug arm vs. a drug only arm).

157 We defined a preregistered trial as a trial that was prospectively registered (i.e. the trial
158 was registered on or before the stated study start date or onset of patient enrolment) on any of
159 the clinical trial registries listed above (we accepted trials that had a start date the same month
160 as they were registered, if the day of the month was not reported) (40). We excluded, but made
161 note of, retrospectively registered trials (i.e. those that were registered during or after the
162 completion of the study), because they may have been registered after an interim or final data

163 analyses, allowing for selective registration of certain outcomes dependent on the outcome
164 direction or statistical significance. Additionally, papers linked to eligible trials that reported
165 only the results of cross-sectional analyses were excluded if they did not compare the effects
166 of an eligible exercise intervention on outcomes versus comparison groups.

167

168 **Outcomes**

169 Primary outcome:

170 The proportion of sufficiently preregistered primary and secondary outcomes reported
171 correctly in published manuscripts.

172 • Outcome preregistration was considered ‘sufficiently’ reported when the
173 preregistered outcome indicated the outcome score (e.g., the FACT-general total
174 score is an outcome score used as a measure of quality of life) and not only the
175 outcome domain (e.g., registering “quality of life” alone was considered
176 insufficient).

177 • ‘Correctly’ reported outcomes were outcomes that were preregistered primary
178 outcomes reported in publications as a primary outcome or preregistered secondary
179 outcomes reported in publications as secondary outcomes, or in cases where the
180 authors declared and provided a justification for discrepancies between the
181 preregistration and published manuscript.

182 Secondary outcomes:

183 1. The proportion of (both sufficiently preregistered and domain only) primary outcomes
184 omitted or reported as a secondary outcome in the published manuscripts (i.e. outcome
185 switching).

- 186 2. The proportion of (both sufficiently preregistered and domain only) secondary
187 outcomes omitted or reported as primary outcomes in the published manuscripts (i.e.
188 outcome switching).
- 189 3. The total number of instances of outcome switching in preregistered primary and
190 secondary outcomes.
- 191 4. The number of undeclared and non-preregistered (novel) outcomes added to published
192 manuscripts (i.e. silently introduced).
- 193 5. The proportion of sufficiently preregistered outcomes with descriptions in published
194 manuscripts consistent with their preregistered descriptions (i.e. method of assessment,
195 outcome score, assessment timepoints, and statistical analysis plan matches the
196 description in the published manuscripts).

197

198 **Search of trials**

199 We undertook a PubMed database search to identify all potentially eligible exercise
200 RCTs involving patients diagnosed with cancer using registry-specific search terms (Secondary
201 Source IDs) for the following registries: ClinicalTrials.gov, ISRCTN registry, the WHO
202 ICTRP, the EU Clinical Trials Register, ANZCTR, NTR, ChiCTR, and the UMIN-CTR.
203 Details of the PubMed search strategy are presented in Supplementary Table 1. We searched
204 for trials registered from the year of database inception to November 2019 (and updated
205 September 2020). Of note, the earliest trial registry started in 2000 [ClinicalTrials.gov, (41)],
206 and registries were seldom used prior to the 2004 ICMJE statement requiring trial registration
207 (40).

208 One investigator (IML) undertook the registry searches and uploaded all records
209 identified during the search to Rayyan systematic review software [Qatar Computing Research
210 Institute (Data Analytics)]. We searched the WHO ICTRP registry (no Secondary Source ID

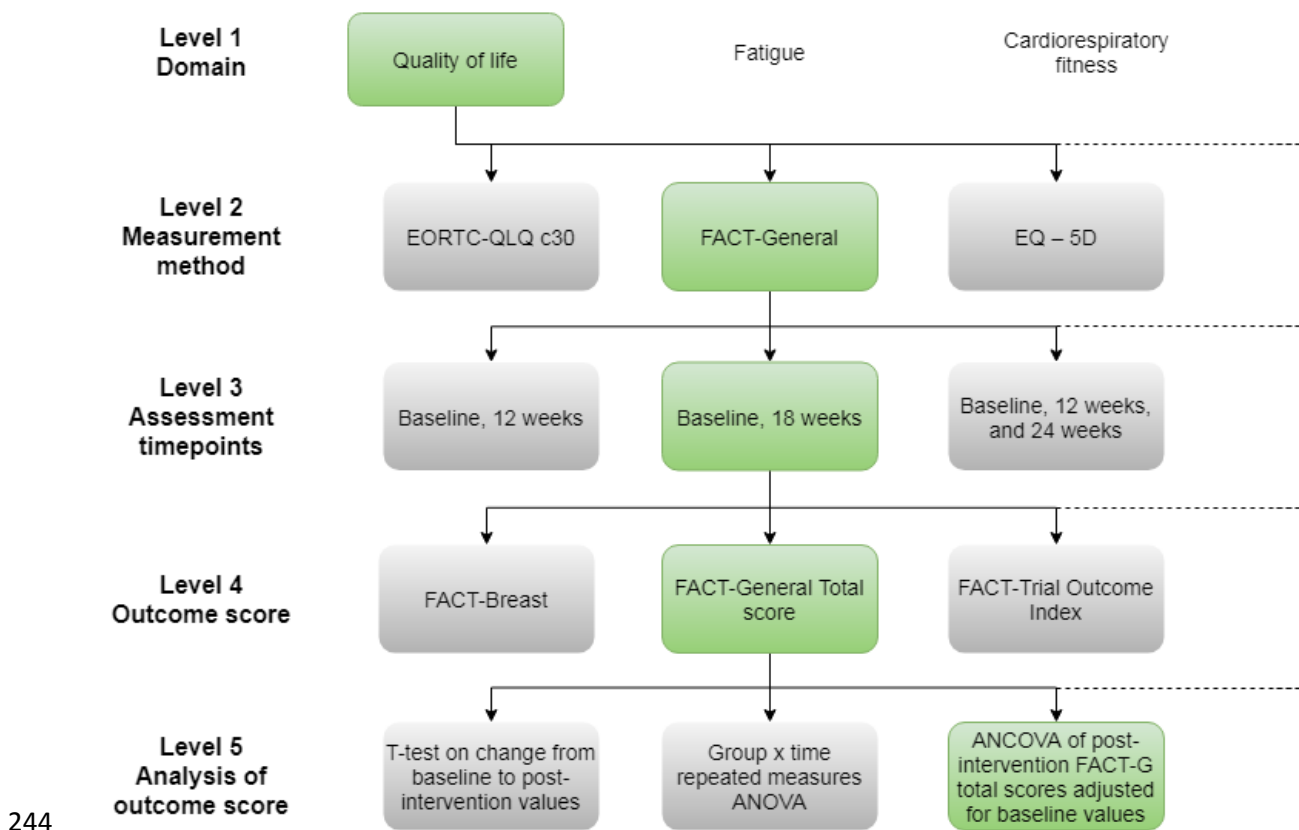
211 was available for this registry) separately using a title and keyword search (Supplementary
212 Table 1) and exported the search results into Microsoft Excel™. Two investigators (BS and
213 CMF) independently screened all records detected during the registry search (in Rayyan and
214 Microsoft Excel) to identify potentially eligible trials applying the eligibility criteria described
215 above. A third investigator (IML) resolved any discrepancies.

216 We identified published manuscripts linked to each trial via a PubMed and Google
217 Scholar search (November 2019, and updated in September 2020) using the trial registry code
218 (e.g., NCT number), and a search of publication lists on the trial registrations (e.g.,
219 Clinicaltrials.gov lists publications automatically indexed to a study by NCT Number). We
220 also searched for a prospectively published version of a protocol for each trial that was dated
221 before the trial start date (i.e. preregistered). Where a prospective trial registration was
222 accompanied by a preregistered published protocol paper, the trial registration was used an *a*
223 *priori*. If the protocol did not sufficiently define the prespecified outcomes, the registry entry
224 was used instead, and vice versa [for only three trials, (42–44)], additional information was
225 taken from the published protocol due to a lack of detail in the registry entries). We also
226 accessed supplementary material linked to a published article to extract the required data.

227 228 **Data extraction and coding**

229 Five investigators (BS, CMF, IML, DN, and KAB) extracted all relevant information from the
230 eligible studies and recorded this on specifically designed data forms (<https://bit.ly/3qFkcro>).
231 From the registration entry of each trial, the following information was extracted: registration
232 date, trial start date, current status, onset of participant enrolment, primary completion date (i.e.
233 date of final collection of data for the primary outcome), nature and number of the reported
234 outcome measures with their methods and time frame for data collection, timepoints at which
235 the outcomes are assessed, planned statistical analysis (including power analysis), and

236 registered changes in outcome measures (or trial procedures) with corresponding dates. Next,
 237 across all eligible publications and associated supplementary materials, we (BS, CMF, IML,
 238 and KAB) extracted patient, cancer (e.g., sample size details, patients' gender, cancer type, and
 239 treatment status), trial, and intervention characteristics (trial duration, condition numbers and
 240 types, and exercise type), matched the reporting of outcomes prespecified in the registries to
 241 that of the publications, and noted the *p*-values, effect sizes, and descriptive statistics [e.g.,
 242 mean differences between groups with 95% confidence intervals (CIs)] of all outcomes
 243 reported.



245 **Figure 1.** Example of the 5 Levels of Specification in Reporting Outcome Measures. The
 246 boxes in green provide an example of sufficient reporting at each level.

247
 248 **Assessing the completeness of preregistrations**

249 We assessed the completeness of preregistrations using a modified version of Zarin et
 250 al.'s (45) "four levels of specification in reporting outcome measures" method. Specifically,

251 we established whether authors preregistered the following: 1) outcome domain (i.e. broad
252 categories of outcomes that can be represented by multiple outcome scores measured via
253 different instruments or scales, e.g., quality of life); 2) outcome measure method (e.g., FACT-
254 General questionnaire); 3) outcome assessment timepoints (e.g., baseline and post-intervention
255 at 12 weeks); 4) outcome score (i.e. the score that would be entered into a subsequent statistical
256 analysis, e.g., FACT-General total score); and 5) analysis of outcome score (e.g., ANCOVA
257 on post-intervention means adjusting for baseline values) (Figure 1).

258 If trial authors prespecified only the outcome domain (level 1) but not an outcome score
259 (level 4), we referred to this as an ‘outcome domain-only’ preregistration. Researchers
260 registering their trials on clinical trials registries are directed to provide complete definitions
261 of all outcome measures (scores), under the principle that the information provided should be
262 sufficient to allow other researchers to use the same outcomes. Specifically, Clinicaltrials.gov
263 states that researchers should: 1) state the name of the specific primary or secondary outcome
264 measure (e.g., a descriptive name of the scale, physiological parameter, or questionnaire); 2)
265 provide a description of the metric for how the collected measurement data will be aggregated
266 (e.g., mean change from baseline); and 3) report the timepoint(s) at which the measurement is
267 assessed for the specific metric used. The two examples given for appropriate outcome measure
268 descriptions are: “Number of Participants with Treatment-related Adverse Events as Assessed
269 by CTCAE v4.0,” and “Mean Change from Baseline in Pain Scores on the Visual Analog Scale
270 at 6 Weeks” (46,47). Similarly, the WHO requires researchers to provide the “name of the
271 outcome, the metric or method of measurement used (be as specific as possible), and the
272 timepoint(s) of interest” (16).

273 Although a pre-planned statistical analysis is considered an essential component of
274 preregistration (22,23,48), clinical trial registries or the ICMJE (40) do not explicitly require
275 trialists to register their statistical analysis. Therefore, we assessed the completeness of

276 preregistration that would meet 1) WHO/ICMJE standards (i.e. outcome method, score, and
277 assessment timepoints) and 2) the standards that would allow readers to distinguish between
278 analyses planned *a priori* and those planned *post hoc* (i.e. outcome method, score, assessment
279 timepoints, and statistical analysis).

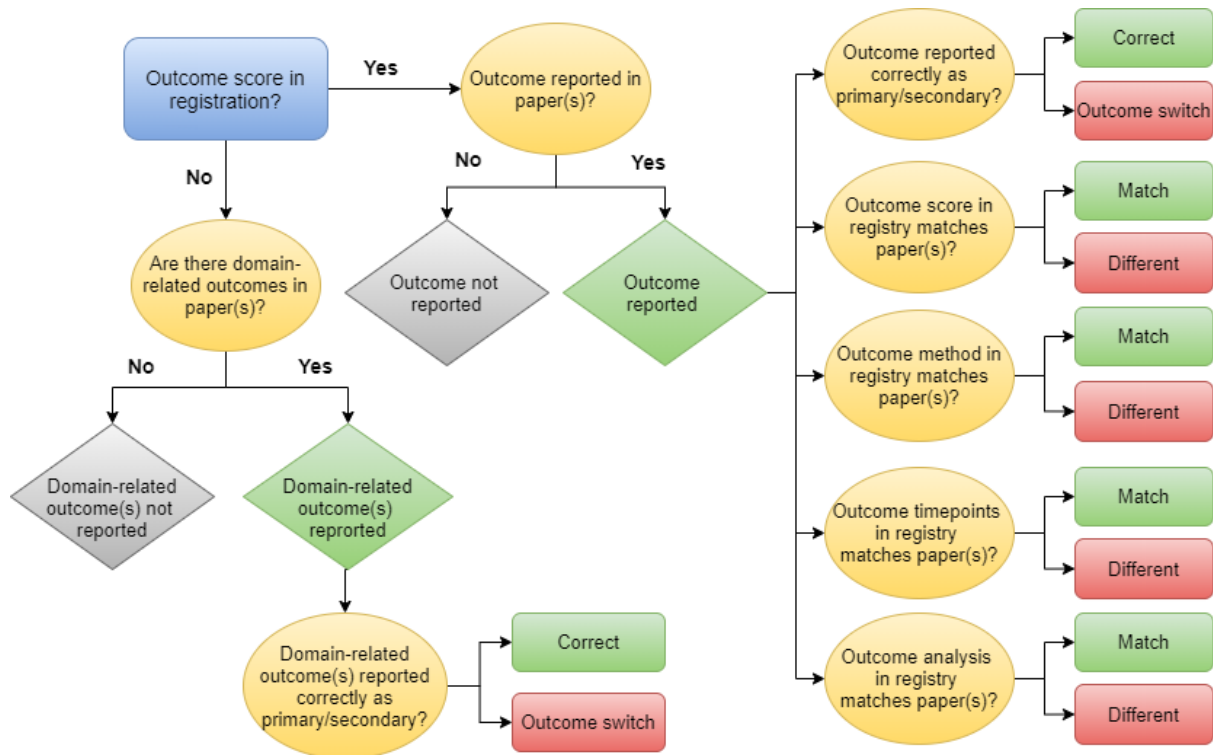
280

281 **Analysis of outcomes reported**

282 The decision tree in Figure 2 illustrates how we handled each outcome identified in a
283 prospective registration. First, we distinguished between outcomes prespecified with an
284 outcome score (we defined these as “sufficiently preregistered outcomes”) and those domain-
285 only registered. For preregistered domain-only outcomes, we checked the paper for related-
286 outcomes (e.g., FACIT-Fatigue total score reported as an outcome in a publication would be
287 related to a domain-only entry of ‘Fatigue’ in the linked registry). This represents a necessary
288 deviation from our planned approach for the current study. Our intended and more conservative
289 approach of including only outcomes with prespecified measurement methods, outcome scores,
290 assessment timepoints, and descriptions of how the metrics were calculated and used, would
291 have yielded too few outcomes for our analysis. In addition, this deviation allowed us to
292 account for all outcomes reported in eligible trial publications. For full transparency, we have
293 provided decisions made regarding outcomes in Supplementary Table 2.

294 For outcomes prespecified with outcome scores in the registry entries, we first recorded
295 whether they were reported in or omitted from trial publications (Figure 2). In the case of the
296 omitted outcomes, we also noted whether they were prespecified as primary or secondary
297 outcomes. Sufficiently preregistered outcomes reported in eligible publications, were then
298 checked to determine whether outcome switching had occurred. In line with the CONSORT
299 guidelines (49), if researchers made any changes to trial outcomes after the trial commenced

300 but clearly reported these changes in the published manuscript, we considered these outcomes
 301 to be correctly reported (because the reason for outcome switching was declared and likely to
 302 be justified). We reported these cases where present.



303
 304 **Figure 2.** Outcome reporting categorisation decision tree

305
 306 For those primary outcomes preregistered with scores, we assessed whether
 307 discrepancies—outcome switching and novel outcomes silently introduced as primary
 308 outcomes—favoured ‘statistically significant’ results. A discrepancy was considered to favour
 309 statistically significant results when: 1) a non-statistically significant (p -value > 0.05 , or above
 310 an *a priori* threshold stated by the authors, or a confidence interval that crossed zero)
 311 preregistered primary outcome was demoted to a secondary or non-primary outcome in the
 312 published manuscript; 2) a statistically significant (p -value < 0.05 or below an *a priori* threshold
 313 stated by the authors, or a confidence interval that did not cross zero) preregistered secondary
 314 outcome promoted to a primary outcome in the published manuscript; and 3) newly introduced

315 non-preregistered statistically significant primary outcomes in the published article. We
316 selected the results of between group comparisons as *a priori* but in cases of within-group
317 comparisons we noted results favouring the exercise group(s) versus control. If we found
318 analyses of the same outcome at more than one timepoint, we noted any comparison favouring
319 the exercise intervention(s) over controls.

320 We labelled all outcomes reported in published manuscripts not linked to a
321 preregistered outcome score but related to (insufficiently) prespecified domain-only outcomes
322 as ‘domain-related’ outcomes. For all domain-related outcomes, we checked whether the
323 descriptions of outcomes in the published manuscripts matched that of the registries (i.e.,
324 primary and secondary domains in registry reported as primary and secondary outcomes in
325 publications, respectively) or whether switching had occurred. If no domain-related outcomes
326 were reported in the available manuscripts, we noted this as ‘domain-only outcomes not
327 reported’.

328 All outcomes reported in published manuscripts not linked to outcomes preregistered
329 with or without an outcome score, were described as non-preregistered or ‘novel’ outcomes.
330 We noted if authors had declared these ‘novel’ outcomes as non-preregistered (e.g., labelled as
331 an exploratory or secondary analysis), and whether they described them as primary or
332 secondary outcomes in the publications. We considered all undeclared novel outcomes as
333 discrepancies.

334 **Reporting consistency of preregistered outcomes with scores: clinical registries vs.** 335 **publications**

336 For outcomes preregistered with scores, we assessed the consistency of reporting in published
337 manuscripts (Figure 2). We noted if the outcome score, outcome method, assessment
338 timepoints, and outcome analysis plan in the preregistration (and published protocols, if

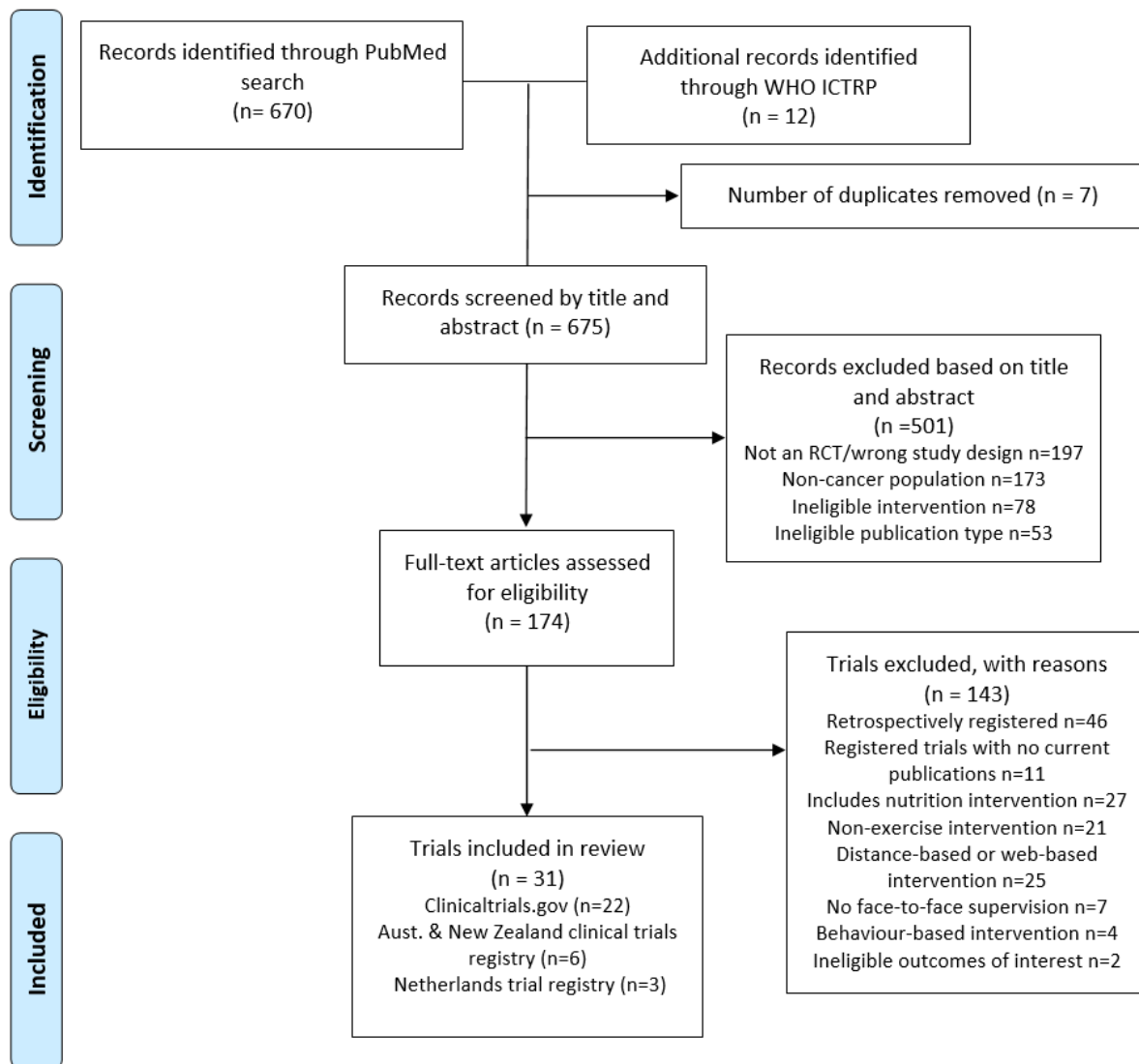
339 available) matched the descriptions in the manuscripts. We considered reporting consistency
340 both with and without the statistical analysis item, due to the absence of this requirement in
341 registry guidance. In additional analyses, we assessed the completeness of statistical reporting
342 for each outcome, and details of this methods and findings can be found in Supplementary
343 Table 3.

344

345 **RESULTS**

346 **Study selection**

347 Our PubMed search using Secondary Source IDs resulted in 31 prospectively registered RCTs
348 investigating the effects of at least partially supervised exercise interventions in cancer
349 populations across the selected clinical trial registries (Figure 3). The full list of eligible trials
350 with a reference list for published protocols and results manuscripts are provided in
351 Supplementary Table 4, and a list of excluded trials with reasons is presented in Supplementary
352 Table 5. Most of the 31 trials were registered on Clinicaltrials.gov (n=22; 71%) and the
353 remaining trials were registered on ANZCTR (n=6; 19%), NTR (n=3; 10%; 1 of these 3 trials
354 was also registered on the ISRCTN registry).



355

356 **Figure 3.** PRISMA diagram of flow of studies

357

358 We found 46 trials that met all eligibility criteria except prospective registration
359 (Supplementary Table 6 and Supplementary Figure 1). These retrospective trials were
360 registered months after trial start dates in most case; there was a median delay of 202 days (IQR
361 =561; min-max = 19-1,770 days;). Most (n=40; 87%) were completed and had published
362 results, however, two were completed but had not published their results yet (last checked: 22nd
363 January 2021), two had been terminated [a reason was given for one: low recruitment (50)],

364 and one had been withdrawn. Only one of the retrospectively registered trials, the large multi-
365 national INTERVAL GAP-4 trial, was currently recruiting (51).¹

366 Our search also uncovered 11 trials that were eligible but had not published their results
367 at the time of writing (22nd January 2021) (Supplementary Table 7 and Supplementary Figure
368 2). Of these 11, we found four completed trials (i.e., actual trial completion dates were provided
369 in their registration). The median number of days from actual study completion to the present
370 day (22nd January 2021) was 366 days, but this time ranged between 205 and 1,075 days. One
371 other trial (52) was suspended (no reason provided). Six of the trials without published results
372 were ongoing trials, and only one had exceeded their anticipated completion date [721 days
373 over as of 22nd January 2020 (53)]. The remaining five studies had a median of 222 (min-max:
374 38-648) days from the time of writing to the anticipated study completion date (as recorded in
375 the trial registrations).

376 Trial start dates were often difficult to establish from the registrations. We discovered
377 eight trials on ClinicalTrials.gov that modified their start dates during the study period. Because
378 we did not foresee this issue when writing our preregistration, we devised a *post hoc* solution
379 to establish eligibility. Where recruitment commenced after the start date modification, we
380 accepted the new start date as a prospective registration. However, if a study changed their start
381 date after recruitment had already begun, according to their recruitment status, we rejected the
382 new start date and retained the original start date.

383 Two trials are noteworthy with respect to the above rule (54,55). First, Dieli-Conwright
384 (54) initially recruited from May 2010 until the trial was suspended over a year later (14th

¹ According to the clinicaltrials.gov 'history of changes', the INTERVAL GAP-4 trial was registered on 31st March 2016 with a trial start date of December 2015 and the trial status was 'recruiting'. Although the trial start date was later changed on the 7th September 2017 (for reasons unknown) to January 2016, this new date still means the trial was retrospectively preregistered by at least 12 weeks.

385 October 2011). Then on 29th May 2012, the authors made substantial changes to the trial design
386 (new exercise prescription, intervention duration, patient eligibility, and primary and secondary
387 outcomes), before restarting the trial in May 2012. Due to the suspension of the trial in the
388 interim, the author team agreed by consensus to include it in OREO; we therefore, discarded
389 the original registration and accepted the new start date May 2012 was accepted as a
390 prospective registration. However, in another trial (55), recruitment was open for more than
391 two years (August 2012 to 11th January 2015) before the researchers moved the start date
392 forward from August 2012 to December 2014. Because the trial was not suspended and
393 extensive modifications were made to trial design (eligibility criteria, intervention
394 characteristics, and outcomes) in the period between the two start dates, there was a consensus
395 that the new start date should be rejected. However, because the first trial registration was
396 submitted (September 2012) after the original start date (August 2012), the trial was considered
397 retrospectively registered and excluded from OREO. No declarations regarding the
398 modifications to trial start dates, recruitment status, design, or outcomes were made in the
399 published manuscripts for this trial.

400

401 **Study characteristics**

402 The characteristics of the 31 eligible trials are presented in Supplementary Table 8. Just over
403 half of the trials (n=18) had published protocols, but only three trials published prospective
404 protocols [NCT03087461 (44,56); ACTRN12610000609055 (57,58);
405 ACTRN12611001158954 (43,59)]. Excluding published protocols, we found a total of 78
406 published articles across all eligible trials, with a median of two results papers per trial (min-
407 max: 1-7 papers; Supplementary Table 4).

408 Most trials had small sample sizes, with 17 (55%) trials comprising samples below 100
409 participants [median (min-max) participants per study: 65 (23-420)]. The most commonly
410 studied cancer type across trials was breast (n=13; 42%) followed by prostate (n=6; 19%).

411 Participants were aged on average 58 ± 8 years (mean \pm SD) across trials and had an
412 average BMI in the ‘overweight’ category (mean \pm SD: 28 ± 3 kg/m²). Based on thirteen (42%)
413 trials with available ethnicity data, participants were mainly white (mean \pm SD: $72 \pm 26\%$).
414 From the 26 (84%) trials with cancer stage data, most patients had a diagnosis of either stage
415 II or III cancer (57%). Most trials (n=17; 55%) comprised patients who had completed adjuvant
416 therapy (chemotherapy or radiotherapy), whereas 12 (39%) trials consisted of patients
417 receiving either chemotherapy or radiotherapy (n=9), androgen deprivation therapy (n=2), or
418 aromatase inhibitors (n=1), and two (6%) studies included patients awaiting surgery.

419 Most exercise interventions comprised both aerobic and resistance training (n=14;
420 45%), or aerobic exercise alone (n=9, 29%). Interventions were relatively short-term on
421 average (mean \pm SD: 18 ± 13 weeks), and the two longest trials both lasted a year (60,61). We
422 found five (16%) partially supervised trials (less than half of prescribed exercise sessions were
423 supervised in-person), whereas all others were fully supervised (n=26; 84%).

424

425 **Completeness of preregistration**

426 All decisions made regarding the included trials can be accessed here: <https://bit.ly/3qFkcro>;
427 and our raw data can be found here: <https://osf.io/4c8mb/>. In the 31 eligible trial registrations,
428 we found a total of 405 prespecified outcomes: 71 were recorded as primary, and 334 were
429 secondary outcomes (Figure 4). There were a median of 11 outcomes per registration (min-
430 max: 1-59), and the median time between registration and trial start was 28 (0-785) days
431 (Supplementary Figure 3).

432 The completeness of preregistration varied across trials (Table 2 and Supplementary
433 Figures 4-7). Only 25 of a total 405 outcomes (6.2%) were preregistered completely, that is,
434 the registration provided an outcome score with a method of measurement, assessments
435 timepoints, and a planned statistical analysis description. These 25 outcomes came from just
436 three studies (56,58,62). If we disregard a planned statistical analysis description as a necessary
437 element of preregistration, then still less than half of the outcomes would be completely
438 preregistered (n=175; 42.5%) and more than one-third of trials would have provided no
439 preregistered outcomes (n=12; 38.7%; Table 2).

440 Assessment timepoints were provided for most preregistered outcomes (n=380, 93.8%),
441 with 25 (80.7%) trials specifying timepoints for all outcomes listed, but four (12.5%) trials
442 failed to report assessment timepoints for any listed outcome. However, only 61.5% of the 405
443 (n=249) preregistered outcomes specified a method of measurement. Only nine (29.0%) trials
444 preregistered a measurement method for all their outcomes, whereas another 10 trials did not
445 provide any measurement method in their registration.

446 Researchers preregistered an outcome score for 250 (61.7%) outcomes (Table 2). Six
447 studies (19.3%) provided no outcome scores for any of their outcomes, and therefore, included
448 no sufficiently preregistered outcomes (63–68). Only two (6.5%) trials provided an outcome
449 score for all preregistered outcomes. Of the 155 (38.3%) outcomes where no score was
450 preregistered, 68 (16.8%) provided a measurement method and 87 (21.5%) provided only the
451 outcome domain with no method. A slightly higher percentage of preregistered primary
452 outcomes were missing an outcome score than secondary outcomes (33.8% vs. 18.9%).

453 A planned statistical analysis was preregistered (either in registry entries or prospective
454 published protocols) for 46 (11.4%) outcomes across three studies (30 from one trial: (58); 8
455 each from 2 studies: (56,62)]. These three studies provided an analysis plan for all their

456 outcomes. We found the statistical analysis plan for nine (2%) of outcomes in the registry
 457 entries (from two trials) and obtained the remaining preregistered analysis plans from
 458 prospective published protocols. One other trial reported two possible statistical approaches
 459 (two-way, group x time repeated measures ANOVA or ANCOVA “as appropriate”, with no
 460 elaboration), and we, therefore, marked this study as not having stipulated a specific planned
 461 statistical analysis (59).

462

463 **Table 2.** The completeness of outcome preregistration

	N	%
Total preregistered outcomes in trial registries and protocols	405	100
Preregistration across trials:		
Complete preregistration	25	6.2
Complete preregistration minus statistical analysis plan	175	43.2
Outcome domain-only provided (i.e. no outcome score)	155	38.3
Preregistration across outcomes:		
Measurement method provided	249	61.5
Assessments timepoints provided	380	93.8
Outcome score provided	250	61.7
Planned analysis provided	46*	11.4
Outcome score registration across primary outcomes:		
Primary outcome score provided	39	54.9
No outcome score or method provided	24	33.8
No outcome score but measurement method provided	8	11.3
Outcome score registration across secondary outcomes:		
Secondary outcome score provided	211	63.2
No outcome score or method provided	63	18.9
No outcome score but measurement method provided	60	18.0

464 * For 38 of these outcomes, the information was taken from prospective published protocols

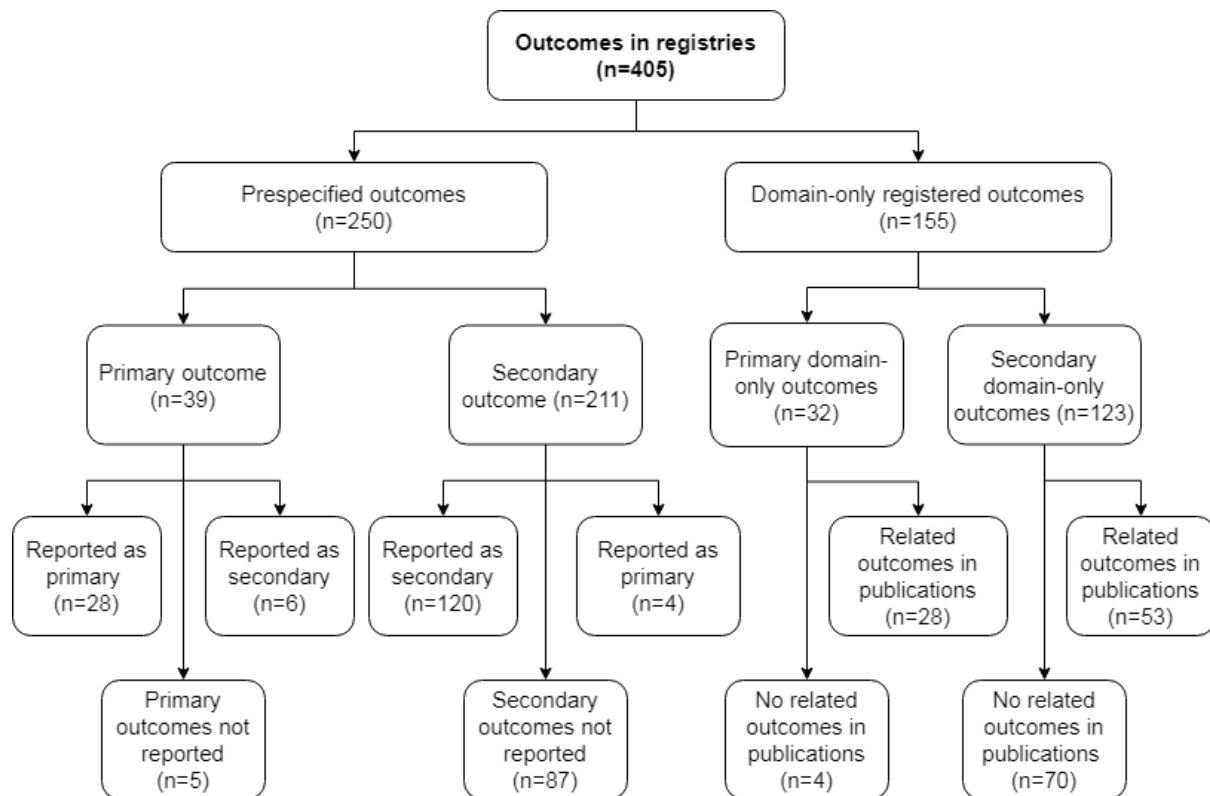
465 **Reporting of outcomes prespecified with an outcome score in publications**

466 Outcomes prespecified in a clinical registry with an outcome score and reported in publications
467 without outcome switching represented just 15.9% (148/929) of all published outcomes (i.e.
468 outcomes not omitted, prespecified primary outcomes reported as primary and prespecified
469 secondary outcomes reported as secondary in publications).

470 When we considered only outcomes preregistered with an outcome score, we found
471 that most (59.2%; n=148/250) were published without switching or omission (Figure 4). More
472 than a fifth (22.7%; n=92) of all preregistered outcomes with an outcome score, however, were
473 not reported in publications, and 2.5% (n=10) were switched (9 were switched without
474 declaration). Almost a third (n=10/32) of trials failed to report a single sufficiently
475 preregistered outcome that was not switched or omitted from their published manuscripts.

476 We identified 39 sufficiently prespecified primary outcomes (i.e. with an outcome
477 score). Of these, the authors reported 28 (71.8%) correctly as primary outcomes in the
478 published papers (Figure 3), omitted five (12.8%) from published manuscripts [one study (69)
479 provided their finding in the results section of the registry; the finding was not statistically
480 significant], and reported six (15.4%) sufficiently prespecified primary outcomes as secondary
481 outcomes in the published papers (i.e. outcome switching). However, for one of the primary
482 outcome switches, the authors declared the switch and provided that the following reason: “the
483 need to reduce the study’s sample owing to a reduction in funding” (60). Therefore, we found
484 five cases of undeclared outcome switches in primary outcomes with prespecified outcome
485 scores. Taken together, 25.6% (n=10/39) of sufficiently prespecified primary outcomes were
486 switched for a secondary outcome without declaration or omitted from published manuscripts
487 (secondary aim 1).

488 Researchers reported 120 (56.9%) of the 211 secondary outcomes that provided an
 489 outcome score correctly as secondary without switching or omission (secondary aim 2). We
 490 discovered a relatively large number of unreported sufficiently preregistered secondary
 491 outcomes (40.7%; n=87), and four (1.9%) cases of undeclared outcome switching (i.e.
 492 prespecified secondary outcomes were reported as primary outcomes; Figure 4).



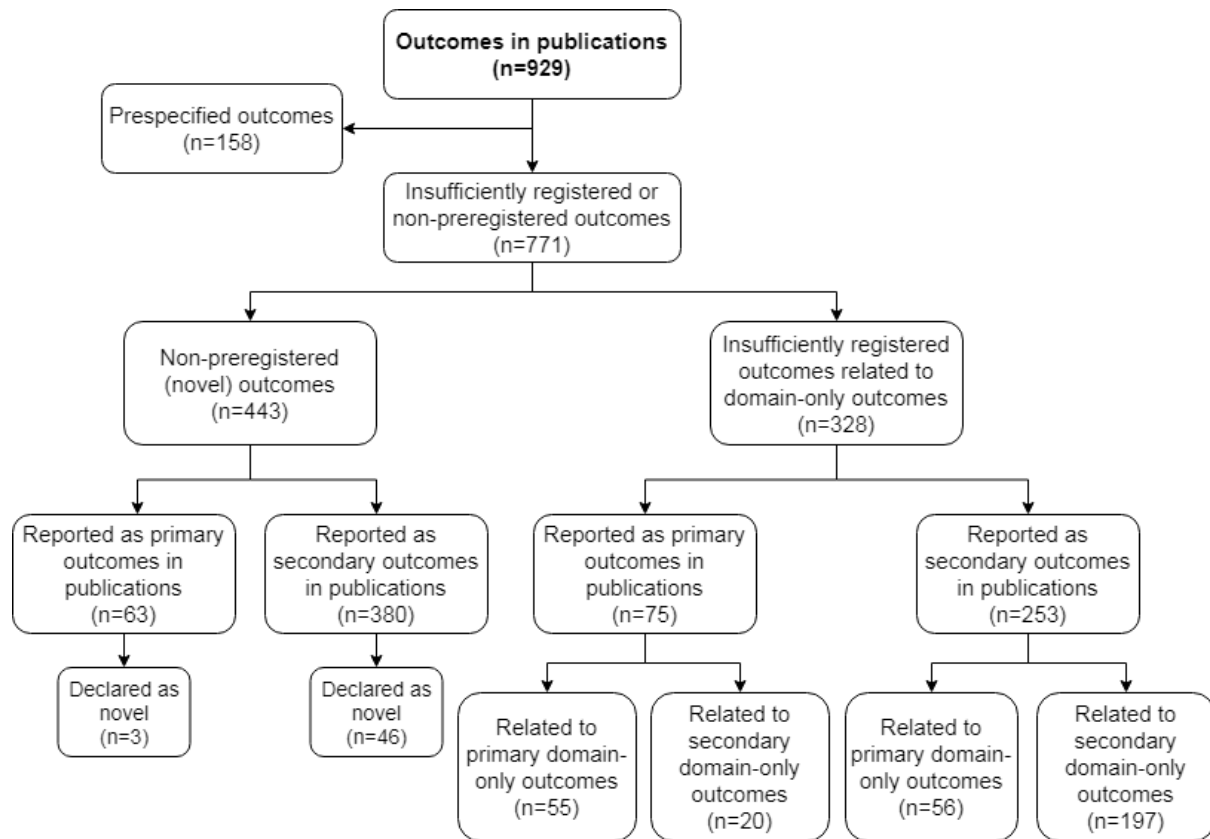
493
 494 **Figure 4.** Summary of the fates of outcomes reported in trial registries

495
 496 **Reporting of domain-only outcomes**

497 We could link 81 (52.3%) outcomes preregistered as ‘domain-only’ (e.g., only ‘fatigue’
 498 prespecified as an outcome in the registry and FACT-Fatigue total score reported in a linked
 499 publication) to published outcomes (Figure 4). Most (87.5%; n=28/32) primary outcomes that
 500 were preregistered without an outcome score (domain-only) had related outcomes in the
 501 published papers, whereas, a minority (43.1%; n=53/123) of secondary-domain-only outcomes
 502 related to published outcomes.

503 The remaining 47.7% (n=74) of the outcomes preregistered with only a domain were
504 not related to any published outcome (i.e. omitted outcomes). Most (56.9%; n=70/123)
505 domain-only outcomes dropped from publications were secondary outcomes; conversely, only
506 12.5% (n=4/32) of primary domain-only outcomes were omitted (Figure 4). Adding these
507 unreported outcomes to the 92 omitted preregistered outcomes with outcome scores (described
508 above), means that 41.0% (n=166) of all outcomes provided in registrations were omitted from
509 the available published manuscripts (Figure 4 and Table 3). This omission of preregistered
510 outcomes is suggestive of selective outcome non-reporting.

511 Many of the outcomes preregistered without an outcome score were related to several
512 outcomes in publications, therefore, we found that over a third (35.3%; n=328/929) of
513 outcomes in publications were linked to these domain-only outcomes (secondary aim 3A). Of
514 these outcomes, 22.9% (n=75) were reported as primary outcomes and 77.1% (n=253) as
515 secondary outcomes in the published manuscripts. However, we found evidence of outcome
516 switching among these outcomes. More than a quarter of outcomes (26.7%; n=20) reported as
517 primary outcomes in eligible publications were related to domain-only registered secondary
518 outcomes. Similarly, 22.1% (n=56) of outcomes reported as secondary in published articles
519 were related to primary outcomes preregistered as domain-only (Figure 5 and Table 3). Overall,
520 8.2% (n=76/929) of outcomes in published manuscripts were instances of outcome switching
521 among domain-only preregistered outcomes (secondary aim 3B). An exploratory analysis
522 revealed that the odds of a domain-related outcome being switched was almost four times
523 greater than that of an outcome preregistered with an outcome score (Odds Ratio 3.97; 95% CI
524 2.12 to 8.16).



525

526 Figure 5. Summary of outcomes published in eligible publications

527

528 **Non-preregistered (novel) outcomes reported in eligible published manuscripts**

529 Of the 929 published outcomes, only 17.1% (n=158) comprised outcomes prespecified with an
 530 outcome score and 35.3% (n=328) were outcomes linked to domain-only outcomes in
 531 preregistrations, therefore, most published outcomes (47.7%; n=443/929) were novel outcomes
 532 (i.e. not related to any prespecified outcome) introduced after trial registration (Figure 5 and
 533 Table 3). Authors reported 14.2% (n=63) of these novel outcomes as primary outcomes, and
 534 85.8% (n=380) as secondary outcomes. Only 11.1% (n=49/443) of novel outcomes were
 535 declared as such (mostly by labeling the analysis as ‘secondary’, ‘exploratory’, or ‘post hoc’)
 536 (secondary aim 4). Therefore, silently introduced (undeclared) outcomes represented 42.4%
 537 (n=394; 61 primary and 335 secondary) of published outcomes (secondary aim 5; Table 3). A
 538 median (min-max) of 10 (0-50) novel outcomes were silently introduced per trial.

539 **Table 3.** Discrepancies in outcomes and omitted preregistered outcomes across eligible trials

Outcomes	N	%
Total outcomes in eligible publications	929	100
Outcomes labelled as primary outcomes in publications	170	18.3
Outcomes labelled as secondary outcomes in publications	759	81.7
Discrepancies in outcomes		
Total discrepancies in outcomes labelled as primary	84	49.4
Primary outcomes in publications that were preregistered as secondary outcomes with an outcome score (undeclared)	4	2.4
Primary outcomes in publications that were preregistered as secondary outcomes without outcome scores (undeclared)	20	11.8
Undeclared novel outcomes published as a primary outcome	60	35.3
Total discrepancies in outcomes labelled as secondary	395	52.0
Secondary outcomes in publications that were preregistered as primary outcomes with an outcome score (undeclared)	5	0.7
Secondary outcomes in publications that were preregistered as primary outcomes without outcome scores (undeclared)	56	7.4
Undeclared novel outcomes published as a secondary outcome	334	44
Total discrepancies across all outcomes (% published outcomes)	479	51.6
Total undeclared outcome switches	85	9.1
Total undeclared novel outcomes	394	42.4
Preregistered outcomes omitted from publications		
Total preregistered outcomes omitted from publications (% of preregistered outcomes)	166	41.0
Omitted preregistered primary outcomes	9	2.2
Omitted preregistered secondary outcomes	157	38.8
Number of trials with discrepancies and omitted preregistered outcomes:		
Trials with no discrepancies (i.e. no undeclared switching or novel outcomes)	4	12.9
Trials with no omitted preregistered outcomes	8	25.8
Trials with no discrepancies (i.e. no undeclared switching or novel outcomes) or omitted preregistered outcomes	1	3.2

540

541

542

543 **Summary of discrepancies in outcomes published in eligible trial manuscripts**

544 Overall, almost one in every 10 (9.1%) outcomes in published eligible trial manuscripts
545 were switched outcomes without declaration, and 42.4% were undeclared novel outcomes
546 (Table 3 and Supplementary Table 9). Half (49.4%) of the outcomes labelled as primary
547 outcomes in published manuscripts were switched or undeclared non-preregistered outcomes
548 (Table 3). Therefore, taken together, half (50.7%) of all published outcomes were either
549 switched or silently introduced post hoc. Twenty-seven (87.1%) of the 31 trials contained at
550 least one discrepancy. Eight trials (25.8%) omitted preregistered outcomes. Only one (3.2%)
551 trial was free from switched, undeclared novel, or omitted outcomes [registration: (70);
552 publication: (71)].

553 Of the 152 correctly reported outcomes, 38 (25%) were described as statistically
554 significant. All four secondary outcomes promoted to primary outcomes in published
555 manuscripts were statistically significant. However, all five primary outcomes demoted to
556 secondary outcomes in published manuscripts also attained statistical significance. Of the 50
557 undeclared novel efficacy-related outcomes introduced as primary outcomes in publications,
558 22% (n=11) were statistically significant.

559

560 **Proportion of published prespecified outcomes descriptions matching trial results** 561 **publications**

562 We examined the consistency of reporting between preregistration and published outcomes by
563 comparing the reporting of the outcome measurement method, assessment timepoints, outcome
564 score, and statistical analysis of sufficiently prespecified outcomes (i.e. with an outcome score)
565 in prospective registrations to the published manuscripts. Of the 158 (primary: 34; secondary:
566 124) prespecified outcomes in published manuscripts, the described preregistered measurement

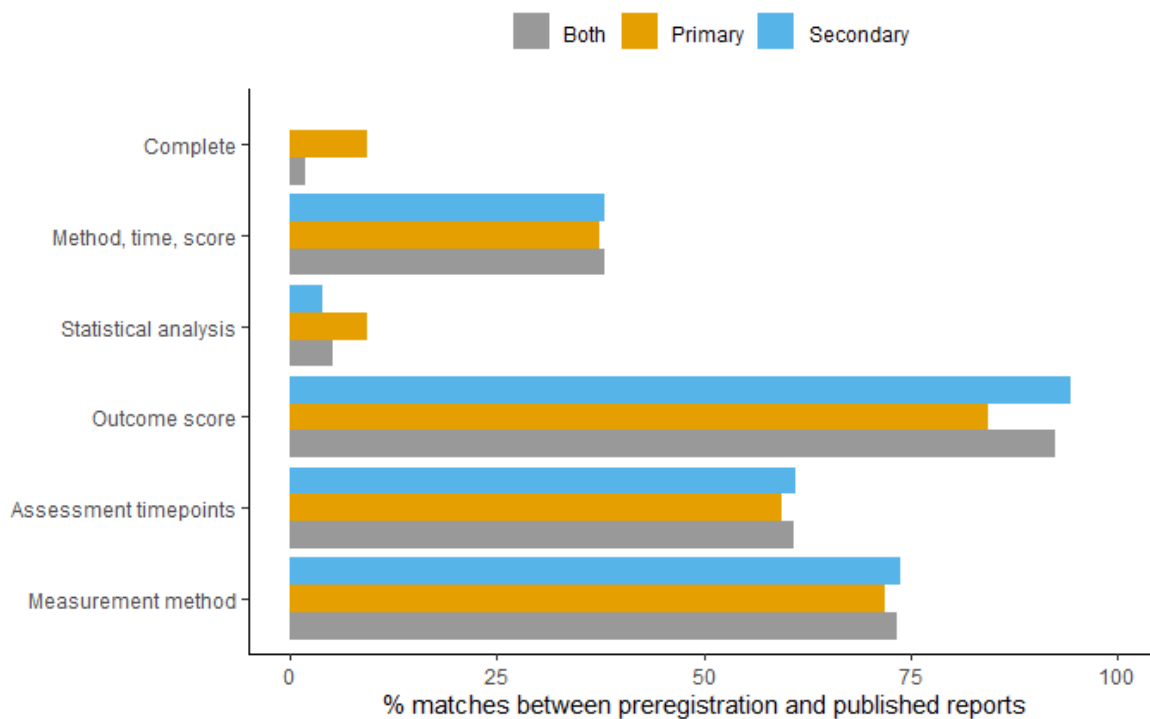
567 method matched the published report for 116 (73.4%) cases, whereas the assessment timepoints
568 and outcome score were consistent for 96 (60.8%) and 146 (92.4%) cases, respectively.

569 There were 62 (39.2%) mismatches between assessment timepoints reported in registry
570 entries and published manuscripts, and most of these mismatches were due to omitted
571 timepoints (74.2%; n=46/62). For the remaining inconsistencies, researchers introduced extra
572 timepoints for six (9.7%) outcomes (e.g., a non-preregistered follow-up assessment was
573 added), reduced the time between assessments for three (4.8%) outcomes, and extended the
574 timepoints for one (1.6%) outcome (e.g., a preregistered post-intervention assessment for 12
575 weeks reduced to eight weeks or extended to 18 weeks in publication). For six (9.7%) outcomes
576 the preregistered assessment timepoints were unclear. When a pre-planned statistical analysis
577 was available, only eight (5.1%) of them matched that reported in the published protocol
578 papers.

579 For the 25 completely preregistered outcomes (described above and in Table 3), the
580 published description of only three outcomes matched the trial registry entry (secondary aim
581 6). These three outcomes came from one study (56) and were descriptive analyses of feasibility
582 outcomes (recruitment, retention, and adherence). Therefore, we found no preregistered
583 efficacy or effectiveness outcomes that were measured and assessed as planned when we
584 consider prespecification of measurement method, outcome score, assessment timepoints, and
585 planned statistical analysis as essential components of preregistration.

586 If we exclude statistical analysis plans, descriptions of measurement method,
587 assessment timepoints, and outcome scores in the clinical trial registrations matched that
588 reported in published manuscripts for only 60 (38% of 158 sufficiently preregistered outcomes;
589 and 6.5% of published outcomes) outcomes (only 12 of these were primary outcomes).

590 All descriptions of preregistered outcomes with a score matched that in the published
591 report in just four trials (72–75); however, these trials also comprised insufficiently
592 preregistered (domain-only) outcomes, omitted outcomes, and undeclared novel outcomes.
593 Therefore, no trial was free of inconsistencies (i.e. insufficiently described prespecified
594 outcomes, unmatched outcome descriptions, switched outcomes, and undeclared novel
595 outcomes).



596

597 **Figure 6.** Percentage of sufficiently registered outcomes where the preregistered descriptions
598 of measurement method, assessment timepoints, outcome score, and statistical analysis match
599 the description in the published manuscripts. ‘Method, time, score’ = descriptions of
600 preregistered measurement method, assessment timepoints, and outcome score matches
601 published manuscript. ‘Complete’ = all preregistered elements of the outcome description
602 match the published manuscript. ‘Both’ = both primary and secondary outcomes.

603

604 DISCUSSION

605 Our current analysis aimed to evaluate selective outcome reporting in exercise oncology RCTs
606 by comparing prospective trial registrations with their associated published articles. We found
607 trial registrations lacking essential details, and widespread evidence of outcome switching and

608 reporting bias. None of the 78 published articles from the 31 trials were free from incomplete,
609 inconsistent, or selectively reported outcomes. Fewer than 20% of outcomes reported in
610 published manuscripts were sufficiently preregistered and presented without switching, and
611 42% of published outcomes were silently introduced (undeclared) novel outcomes.
612 Furthermore, when we compared descriptions of sufficiently prespecified outcomes in registry
613 entries to published manuscripts, we found inconsistencies for all but three outcomes from one
614 study. These findings raise questions about the integrity of the exercise oncology literature.

615 *Prospective and retrospective trial registrations*

616 Despite the ICMJE (18), WHO (19), and the Declaration of Helsinki (17) mandating that every
617 clinical trial is registered in a publicly accessible database before recruitment of the first
618 participant, we discovered 46 otherwise eligible exercise oncology RCTs that were
619 retrospectively registered. Although these retrospectively registered trials in our search results
620 started years after the launch of such requirements (100% were registered in or after 2005; 80%
621 were registered in or after 2008), most were registered months or even years after the first
622 patient was enrolled. Therefore, more than 50% of trials that met all other eligibility criteria
623 were not compliant with international standards [e.g. WHO and WMA (19)] for clinical
624 research.

625 *Outcome switching, omission, and silent introduction*

626 The most critical type of discrepancy involves the switching of a preregistered primary
627 outcome for a non-primary outcome in the published article. Researchers select the primary
628 outcome in advance as the most clinically relevant measure that addresses the trial's main aim.
629 As a rule, sample size justifications are based on the sample size required to detect an effect on
630 the primary outcome (76). Changing the primary outcome threatens the validity of a study and
631 can lead to an overestimation of intervention effects (77). Therefore, it is worrying that half
632 (n=84) of the 170 outcomes labelled as 'primary' in published manuscripts were either

633 undeclared promotions of outcomes preregistered as secondary outcomes or silently introduced
634 novel outcomes. Only 28 outcomes labelled as ‘primary’ in published manuscripts were
635 prespecified with an outcome score in a registry entry or protocol paper, and another 55 could
636 be linked to a domain-only preregistered outcome.

637 We observed similar practices in secondary outcomes: 395 (52.0%) of the 759
638 outcomes labelled as ‘secondary’ in published manuscripts were undeclared switches or
639 silently introduced novel outcomes. Just 15.8% of outcomes labelled as ‘secondary’ in
640 publications were preregistered secondary outcomes with scores, whereas another 26.0% were
641 related to preregistered secondary domain-only outcomes. Switching and omission were
642 widespread and were absent from only four of the eligible trials.

643 Of note, 41% of all preregistered outcomes were omitted from published manuscripts.
644 Researchers, however, omitted secondary outcomes more often than primary outcomes (38.8%
645 vs. 2.2%). Only eight trials had no omitted outcomes, and just one was free of any discrepancies
646 (i.e. no undeclared switching or novel outcomes) or omitted preregistered outcomes. Similarly,
647 most trials (n=26) silently introduced novel outcomes in the published results manuscripts.
648 These novel outcomes accounted for 42% of all outcomes reported in the manuscripts, with a
649 median of 14 outcomes silently introduced per trial.

650 Our findings are consistent with other studies that have explored discrepancies between
651 registry entries and published manuscripts. A 2008 systematic review of studies exploring
652 outcome reporting bias in RCTs of healthcare interventions discovered that one or more
653 primary outcomes were changed, introduced, or omitted in 40–62% of studies (9). A later
654 systematic review in 2015 detected a similar proportion of trials [median 31%; IQR 17–45%]
655 with a discrepancy between the registered and published primary outcome (24). Goldacre and
656 colleagues (26) observed that outcome misreporting is also common in top medical journals

657 that endorse the CONSORT statement, with outcome discrepancies requiring a correction letter
658 identified in 87% of included trials.

659 Deviations from preregistered protocols are a normal part of the scientific process and
660 are not unexpected when the process involves a complex behavioural intervention, such as
661 exercise, and a heterogeneous population like patients with cancer. Considering the volume of
662 discrepancies between preregistered and published outcomes we observed, surprisingly, only
663 one study transparently declared an outcome switch (78). When researchers do not provide
664 such acknowledgements, one cannot rule out the possibility that the researchers' preference
665 towards a certain (often favourable) finding motivated the decision to omit outcomes and not
666 declare discrepancies between the preregistration and the published article. One major
667 incentive for such outcome switching and selective outcome reporting is publication bias—the
668 historical preferential publishing of positive findings and studies that find support for their
669 hypothesis (79). Regardless of the motivation, however, failure to declare such deviations
670 contravenes the Declaration of Helsinki and leads to published articles that are dishonest,
671 misleading, and potentially harmful to patients (80).

672 *Vague preregistration and inconsistent reporting of outcomes*

673 Authors of clinical trial registrations must describe their primary and secondary
674 outcomes in sufficient detail (akin to reporting enough detail in a methods section to allow
675 replication by independent researchers). For example, describing an outcome simply as
676 'fatigue' (domain only) is vague and would be unacceptable in a scientific article. In exercise
677 science, fatigue can refer to both a subjective experience and an objective change in task
678 performance. In the present context, fatigue refers most often to a construct that is measured as
679 a patient-reported outcome, but many validated questionnaires exist for this purpose, and some
680 include both sub-scales and a total score. Therefore, when vague terms such as 'fatigue' are
681 used, readers have no way of ascertaining which questionnaire and score the researchers

682 originally selected to assess this outcome. Unfortunately, we found many such examples of
683 poor reporting quality across the 31 trial registrations, which hampered our task of evaluating
684 reporting bias. We found that 35.3% of outcomes were provided without outcome scores
685 (domain-only), and six studies (19.4%) provided no scores for any of their outcomes, and
686 therefore, included no sufficiently preregistered outcomes.

687 We evaluated outcome preregistration on five levels: the domain, measurement method,
688 outcome score, assessment timepoint, and planned statistical analysis [modified from Zarin et
689 al. (45)]. We found just 26 (6% of outcomes in trial registrations) outcomes that included all
690 five levels (i.e. completely preregistered outcomes), and authors accurately reported only three
691 of these outcomes [all from one trial (56)] in the published article (i.e. descriptions in
692 publications matched the registration). Unfortunately, none of the outcomes were health-
693 related outcomes— all three outcomes were feasibility-related.

694 When we excluded the requirement of a planned statistical analysis (which is usually a
695 requirement for institutional review board review and approval, but not an element for clinical
696 trial registries), we found that less than half of the preregistered outcomes were reported with
697 all other components, and only 38% were reported consistently in the published article (i.e. a
698 match between registration and publication outcome descriptions). Only 12 of these outcomes
699 were primary outcomes, and of these: one was switched to a secondary outcome in the
700 published report [in trial (81)], three were feasibility outcomes [mentioned above from the
701 Bridging the Gap trial (56)], and only eight were efficacy outcomes reported correctly, albeit
702 without a prespecified analysis plan. Interestingly, the statistical analysis of only three of the
703 eight primary outcomes produced a *p*-value below 0.05 (the most common threshold for
704 ‘statistical significance’) in favour of the intervention group. We identified no trials free from
705 outcome switching, omission, or misreporting.

706 Although researchers could provide an ambiguous description of outcomes
707 unintentionally, the result is that it masks the researcher’s degrees of freedom at the point of
708 analysis and dissemination. Vague outcome descriptions bestow researchers with the flexibility
709 to choose their preferred measurement of the construct (e.g. if two fatigue questionnaires have
710 been included), metric or scoring method (e.g. prioritizing a specific subscale) and assessment
711 timepoint. Moreover, when researchers do not provide a planned statistical analysis in advance,
712 they have greater flexibility to analyze the data in many ways using different statistical
713 approaches and models. Researchers can then select, often based on the direction, size or
714 statistical significance (e.g., $p < 0.05$) of an effect, the approach or model that produced their
715 favoured result and discard less favourable ones. Although this undisclosed flexibility in
716 outcome and analysis selection may increase the likelihood of publishing, it inflates the Type
717 I error rate to an unknown extent and increases the likelihood that the preferred ‘positive’
718 findings presented in the published article occurred by chance alone. In other words, published
719 articles may be more likely to include false positives and exaggerate the benefits of an exercise
720 intervention.

721 Exercise is considered medicine in oncology (82), but for key stakeholders to
722 appropriately recognize exercise as adjunct care, exercise RCTs must be conducted and
723 reported as intended—to minimize bias. RCT design seeks to provide high-quality evidence
724 about the causal relationship between an intervention and an outcome by lowering harmful
725 biases to a greater extent than observational studies (83). Important RCT elements such as
726 random sequence generation and allocation concealment (selection bias) and the blinding
727 (masking) of trial personnel and participants (performance and detection bias), when applied
728 appropriately, can increase the likelihood the study’s findings are accurate estimates of the true
729 effect (84). However, flaws in the design, conduct, analysis, and reporting of RCTs can
730 undermine their ability to yield reliable causal inferences and produce underestimates or

731 overestimates of the true intervention effect (i.e. bias) (85). Efforts to minimize biases in trial
732 design and conduct are futile if the subjective influence of the researcher is embraced at the
733 point of analysis and dissemination (reporting bias). Reporting bias in exercise oncology trials
734 undermines not only individual RCTs, but also any systematic reviews with meta-analyses for
735 which the individual RCTs are eligible. Furthermore, the credibility and certainty of position
736 stands and clinical recommendations (4,7,86,87) may be weakened if they are informed by
737 evidence afflicted with reporting bias.

738 Although prospective trial registration did not appear to prevent reporting bias, it has
739 allowed us to evaluate the existence of this bias in the exercise oncology literature. We
740 encourage those wishing to evaluate the robustness of a finding reported in a registered exercise
741 oncology trial publication by 1) checking that the outcome of interest is present, described in
742 sufficient detail, and prospectively registered by inspecting the history of revisions record in
743 the clinical trial registration, and 2) scrutinising the published manuscript for any declaration
744 of a discrepancy (e.g. a reason why the outcome is missing or switched) compared with the
745 trial registration. Prospective registration of a clinical trial registry is not yet a sufficient
746 deterrent against reporting bias, therefore, alongside raising awareness about this issue, other
747 solutions should be considered.

748 *The Solutions*

749 Clinical trials (see ICMJE definition) involving exercise for people with cancer must be
750 prospectively registered before recruitment of the first participant. Prospective trial registration
751 is not optional for researchers, they have a scientific and ethical responsibility to participants
752 to comply, and we call for funders, editors, article reviewers, researchers and other stakeholders
753 in exercise oncology to consider it mandatory. Specifying outcomes in sufficient detail (all 5
754 levels of outcome specification in Figure 1) is paramount; we observed a higher prevalence of
755 outcome switching in outcomes described without an outcome score in trial registrations.

756 Transparent reporting and justifying deviations from the registered protocol (in Supplementary
757 Material or an open archive) is a normal part of the scientific process and should be adopted as
758 the standard by exercise oncology researchers (as recommended by CONSORT guidelines;
759 <http://www.consort-statement.org/>). Without such detail, readers can not easily establish which
760 outcome analyses are confirmatory or exploratory in published articles.

761 Trial registrations serve important functions for promoting the fulfillment of ethical
762 obligations to participants and the research community, such as providing information to
763 potential participants and referring clinicians and providing a public record of study outcomes
764 and results. However, conceptually preregistration allows independent researchers to
765 transparently evaluate the capacity of a trial or test to falsify a prediction [the severity of a test;
766 see Lakens (88)]. This independent evaluation is not possible if the clinical trial registration is
767 lacking key aspects in comparison to the more comprehensive preregistration standards that
768 have arisen from the replication crisis in psychology (89–91). The absence of statistical
769 analysis plans from most of the trial registrations included in our sample precludes an
770 assessment of how severely the predictions they made were tested. Therefore, currently, most
771 of the exercise oncology trials may only provide what Professor Deborah Mayo, one of the
772 chief proponents of severity testing, describes as ‘bad evidence, no test’ (92). One potential
773 solution to improve preregistration quality is to preregister using SPIRIT reporting guidelines
774 [www.spirit-statement.org; (93)] and platforms that guide and support detailed preregistration
775 such as the Open Science Framework (www.osf.io) and AsPredicted (www.aspredicted.org).

776 Considering the (often public) investment of resources and participant time and effort,
777 the field of exercise oncology should also consider adopting the registered report format (94).
778 Registered reports are a publishing model that seeks to address selective reporting bias and
779 publication bias (79). The key innovation with registered reports is that peer-review is split into
780 two stages, the first stage takes place *before* participant enrollment, whereas the second occurs

781 after the authors complete the study and submit the final report (for a primer related to exercise
782 science, see Caldwell et al. (95)). The importance of the research question and the validity and
783 rigour of the proposed methods and analysis plan can be assessed (and strengthened) in advance
784 during the first stage. If the reviewers agree that the question is important and the methodology
785 to test it is appropriate, then an “in-principle acceptance” can be granted. This means that the
786 results will be published regardless of the outcome (null or otherwise), assuming the
787 researchers followed their protocol, declared any deviations, and interpreted the results
788 according to the evidence. Registered reports, like preregistration, can also help limit
789 undisclosed analytic flexibility (the garden of forking paths) because they include an analysis
790 plan (91,94). *BMC Medicine* became the first clinical research journal to offer the registered
791 report format in 2017, and the first registered report in exercise oncology will signify a
792 welcome step for the field toward increased transparency.

793 *Limitations and Future Directions*

794 We excluded trial registrations that included unsupervised exercise interventions and exercise
795 combined with other intervention components. Therefore, our analysis is not necessarily
796 representative of the exercise oncology literature more broadly, though we have little reason to
797 suggest that the inclusion of these studies would alter our main findings. We could not include
798 11 trials because they lacked published articles at the time of our search dates. Given that these
799 are more recent trials, we will note with interest if outcomes published in future articles are
800 more closely aligned with their trial registrations.

801 During our analysis, we made several additional decisions regarding the preregistration
802 of outcome scores were made that were not prespecified in our preregistered protocol; these
803 decisions are outlined with a rationale in Supplementary Table 2. Aside from additional
804 decisions; our primary protocol deviations were as follows: we did not consider each time point
805 as a separate outcome (instead we noted whether assessments for each outcome were reported

806 at each timepoint); we excluded cross-sectional and mediation analysis publications from our
807 main analyses (although this was perhaps explicit from our aim to study ‘intervention effects’);
808 we used multiple authors for data entry (instead of a single author); and we added an
809 exploratory analysis investigating the odds of outcome switching for a domain-related outcome
810 versus an outcome preregistered with a score (Supplementary Table 10). Furthermore, during
811 the data entry process, we introduced a process for the categorisation of the level of outcome
812 registration (as either “outcome domain only”, “partial” or “complete”) to allow us to identify
813 the sources of selective outcome reporting and switching. We planned several secondary
814 analyses that arose from the data that were not preregistered and will be reported in subsequent
815 articles.

816

817 **CONCLUSIONS**

818 Half of otherwise eligible exercise RCTs in people diagnosed with cancer were retrospectively
819 registered and, therefore, did not meet current international standards for clinical trials. Across
820 31 prospective trial registrations, we found evidence suggestive of widespread selective
821 outcome reporting and non-reporting bias. The existence of such outcome reporting bias has
822 implications for the integrity and credibility of randomized trials in exercise oncology. The
823 omission of potentially non-statistically significant, ‘negative’, or small effects in favour of
824 more ‘positive’ or novel findings could be distorting the exercise oncology literature, leading
825 to potentially inaccurate claims about the potential benefits or harms of exercise for people
826 with cancer. Sufficient trial preregistration along with transparent reporting of outcomes and
827 deviations from trial protocols in future exercise oncology trials is warranted to better
828 understand the role of exercise in cancer care.

829

830

831 **AUTHOR CONTRIBUTIONS:**

832 Contributor Roles Taxonomy (CRediT: <http://credit.niso.org>):

Task	Responsibility of
Conceptualization	BS (Equal), CMF (Equal), JFC (Equal), KAB (Equal), RT (Support), DN (Equal), IML (Equal)
Data Curation	BS (Equal), CMF (Equal), KAB (Support), RT (Support), DN (Support), IML (Equal)
Formal Analysis	BS (Support), IML (Lead)
Funding Acquisition	Not applicable
Investigation	BS (Equal), CMF (Equal), KAB (Support), RT (Support), DN (Support), IML (Equal)
Methodology	BS (Equal), CMF (Equal), JFC (Equal), KAB (Equal), RT (Equal), DN (Equal), IML (Equal)
Project Administration	BS (Lead), IML (Support)
Resources	BS (Support), IML (Lead)
Software	BS (Support), IML (Lead), CMF (Support)
Supervision	IML (Lead)
Validation	BS (Equal), CMF (Equal), KAB (Equal), RT (Equal), IML (Equal)
Visualization	BS (Support), IML (Lead)
Writing (Original Draft)	BS (Lead), IML (Support), RT (Support)
Writing (Review & Editing)	BS (Equal), CMF (Equal), JFC (Equal), KAB (Equal), RT (Equal), DN (Equal), IML (Equal)

833

834 **REFERENCES**

- 835 1. Babbage C. Reflections on the Decline of Science in England: And on Some of Its Causes
836 [Internet]. B. Fellowes; 1830. 309 p. Available from:
837 <http://archive.org/details/reflectionsonde00mollgoog>
- 838 2. Stout NL, Baima J, Swisher AK, Winters-Stone KM, Welsh J. A Systematic Review of Exercise
839 Systematic Reviews in the Cancer Literature (2005-2017). *PM R*. 2017 Sep;9(9S2):S347–84.
- 840 3. Fuller JT, Hartland MC, Maloney LT, Davison K. Therapeutic effects of aerobic and resistance
841 exercises for cancer survivors: a systematic review of meta-analyses of clinical trials. *Br J Sports*
842 *Med*. 2018 Oct;52(20):1311.
- 843 4. Campbell KL, Winters-Stone KM, Wiskemann J, May AM, Schwartz AL, Courneya KS, et al.
844 Exercise Guidelines for Cancer Survivors: Consensus Statement from International
845 Multidisciplinary Roundtable. *Med Sci Sports Exerc*. 2019 Nov;51(11):2375.
- 846 5. Segal R, Zwaal C, Green E, Tomasone JR, Loblaw A, Petrella T. Exercise for people with cancer: a
847 clinical practice guideline. *Curr Oncol*. 2017 Feb;24(1):40–6.
- 848 6. Schmitz KH, Stout NL, Maitin-Shepard M, Campbell A, Schwartz AL, Grimmer C, et al. Moving
849 through cancer: Setting the agenda to make exercise standard in oncology practice. *Cancer*
850 [Internet]. [cited 2020 Oct 28];n/a(n/a). Available from:
851 <https://acsjournals.onlinelibrary.wiley.com/doi/abs/10.1002/cncr.33245>

- 852 7. Cormie P, Atkinson M, Bucci L, Cust A, Eakin E, Hayes S, et al. Clinical Oncology Society of
853 Australia position statement on exercise in cancer care. *Med J Aust*. 2018 Aug 1;209(4):184–7.
- 854 8. Guyatt G, Oxman AD, Akl EA, Kunz R, Vist G, Brozek J, et al. GRADE guidelines: 1. Introduction—
855 GRADE evidence profiles and summary of findings tables. *J Clin Epidemiol*. 2011 Apr
856 1;64(4):383–94.
- 857 9. Dwan K, Altman DG, Arnaiz JA, Bloom J, Chan A-W, Cronin E, et al. Systematic Review of the
858 Empirical Evidence of Study Publication Bias and Outcome Reporting Bias. *PLOS ONE*. 2008 Aug
859 28;3(8):e3081.
- 860 10. Chan A-W, Hróbjartsson A, Haahr MT, Gøtzsche PC, Altman DG. Empirical Evidence for Selective
861 Reporting of Outcomes in Randomized Trials: Comparison of Protocols to Published Articles.
862 *JAMA*. 2004 May 26;291(20):2457–65.
- 863 11. Chan A-W, Krleža-Jerić K, Schmid I, Altman DG. Outcome reporting bias in randomized trials
864 funded by the Canadian Institutes of Health Research. *CMAJ*. 2004 Sep 28;171(7):735–40.
- 865 12. Mathieu S, Boutron I, Moher D, Altman DG, Ravaud P. Comparison of registered and published
866 primary outcomes in randomized controlled trials. *JAMA*. 2009 Sep 2;302(9):977–84.
- 867 13. Kirkham JJ, Dwan KM, Altman DG, Gamble C, Dodd S, Smyth R, et al. The impact of outcome
868 reporting bias in randomised controlled trials on a cohort of systematic reviews. *BMJ [Internet]*.
869 2010 Feb 15 [cited 2020 Oct 27];340. Available from:
870 <https://www.bmj.com/content/340/bmj.c365>
- 871 14. Williamson PR, Gamble C, Altman DG, Hutton JL. Outcome selection bias in meta-analysis. *Stat*
872 *Methods Med Res*. 2005 Oct 1;14(5):515–24.
- 873 15. Sterne JAC, Egger M, Moher D. Addressing reporting biases. In: Higgins JPT, Green S, editors.
874 *Cochrane Handbook for Systematic Reviews of Interventions*. Chichester: John Wiley & Sons;
875 2019. p. 297–334.
- 876 16. WHO data set [Internet]. [cited 2021 Jan 7]. Available from: [https://www.who.int/clinical-trials-
877 registry-platform/network/who-data-set](https://www.who.int/clinical-trials-registry-platform/network/who-data-set)
- 878 17. Krleža-Jerić K, Lemmens T. 7th Revision of the Declaration of Helsinki: Good News for the
879 Transparency of Clinical Trials. *Croat Med J*. 2009 Apr;50(2):105–10.
- 880 18. DeAngelis CD, Drazen JM, Frizelle FA, Haug C, Hoey J, Horton R, et al. Clinical trial registration: a
881 statement from the International Committee of Medical Journal Editors. *JAMA*. 2004 Sep
882 15;292(11):1363–4.
- 883 19. International standards for clinical trial registries – 2nd edition. Geneva: World Health
884 Organization; 2018. Licence: CC BY-NC-SA 3.0 IGO.
- 885 20. Moja LP, Moschetti I, Nurbhai M, Compagnoni A, Liberati A, Grimshaw JM, et al. Compliance of
886 clinical trial registries with the World Health Organization minimum data set: a survey. *Trials*.
887 2009 Jul 22;10(1):56.
- 888 21. Zarin DA, Ide NC, Tse T, Harlan WR, West JC, Lindberg DAB. Issues in the Registration of Clinical
889 Trials. *JAMA*. 2007 May 16;297(19):2112–20.

- 890 22. Nosek BA, Ebersole CR, DeHaven AC, Mellor DT. The preregistration revolution. *Proc Natl Acad Sci U S A*. 2018 13;115(11):2600–6.
891
- 892 23. Wagenmakers E-J, Wetzels R, Borsboom D, van der Maas HLJ, Kievit RA. An Agenda for Purely
893 Confirmatory Research. *Perspect Psychol Sci J Assoc Psychol Sci*. 2012 Nov;7(6):632–8.
- 894 24. Jones CW, Keil LG, Holland WC, Caughey MC, Platts-Mills TF. Comparison of registered and
895 published outcomes in randomized controlled trials: a systematic review. *BMC Med [Internet]*.
896 2015 Nov 18 [cited 2021 Jan 7];13. Available from:
897 <https://www.ncbi.nlm.nih.gov/pmc/articles/PMC4650202/>
- 898 25. Bradley HA, Rucklidge JJ, Mulder RT. A systematic review of trial registration and selective
899 outcome reporting in psychotherapy randomized controlled trials. *Acta Psychiatr Scand*.
900 2017;135(1):65–77.
- 901 26. Goldacre B, Drysdale H, Dale A, Milosevic I, Slade E, Hartley P, et al. COMPare: a prospective
902 cohort study correcting and monitoring 58 misreported trials in real time. *Trials*. 2019 Feb
903 14;20(1):118.
- 904 27. Ioannidis JPA, Munafò MR, Fusar-Poli P, Nosek BA, David SP. Publication and other reporting
905 biases in cognitive sciences: detection, prevalence, and prevention. *Trends Cogn Sci*. 2014 May
906 1;18(5):235–41.
- 907 28. Dwan K, Kirkham JJ, Williamson PR, Gamble C. Selective reporting of outcomes in randomised
908 controlled trials in systematic reviews of cystic fibrosis. *BMJ Open*. 2013 May 1;3(6):e002709.
- 909 29. Jones PM, Chow JTY, Arango MF, Fridfinnson JA, Gai N, Lam K, et al. Comparison of Registered
910 and Reported Outcomes in Randomized Clinical Trials Published in Anesthesiology Journals.
911 *Anesth Analg*. 2017 Oct;125(4):1292–300.
- 912 30. Jones CW, Misemer BS, Platts-Mills TF, Ahn R, Woodbridge A, Abraham A, et al. Primary
913 outcome switching among drug trials with and without principal investigator financial ties to
914 industry: a cross-sectional study. *BMJ Open*. 2018 Feb 1;8(2):e019831.
- 915 31. Turner EH, Matthews AM, Linardatos E, Tell RA, Rosenthal R. Selective publication of
916 antidepressant trials and its influence on apparent efficacy. *N Engl J Med*. 2008 Jan
917 17;358(3):252–60.
- 918 32. Aggarwal R, Oremus M. Selective outcome reporting is present in randomized controlled trials in
919 lung cancer immunotherapies. *J Clin Epidemiol*. 2019 Feb 1;106:145–6.
- 920 33. Falk Delgado A, Falk Delgado A. Outcome switching in randomized controlled oncology trials
921 reporting on surrogate endpoints: a cross-sectional analysis. *Sci Rep [Internet]*. 2017 Aug 23
922 [cited 2019 Feb 25];7. Available from:
923 <https://www.ncbi.nlm.nih.gov/pmc/articles/PMC5569019/>
- 924 34. Tan TH, Chen D, Soon YY, Tey JCS. Prevalence and predictors of bias in the reporting of primary
925 efficacy and toxicity endpoints in randomized clinical trials of radiation oncology. *J Med Imaging
926 Radiat Oncol*. 2016 Dec;60(6):764–71.
- 927 35. van der Steen JT, ter Riet G, van den Bogert CA, Bouter LM. Causes of reporting bias: a
928 theoretical framework. *F1000Research*. 2019 Jul 17;8:280.

- 929 36. McGauran N, Wieseler B, Kreis J, Schüler Y-B, Kölsch H, Kaiser T. Reporting bias in medical
930 research - a narrative review. *Trials*. 2010 Apr 13;11(1):37.
- 931 37. Gall T, Ioannidis JPA, Maniatis Z. The credibility crisis in research: Can economics tools help?
932 *PLOS Biol*. 2017 Apr 26;15(4):e2001846.
- 933 38. Winter EM, Fowler N. Exercise defined and quantified according to the Systeme International
934 d'Unites. *J Sports Sci*. 2009 Mar;27(5):447–60.
- 935 39. Courneya KS. Efficacy, effectiveness, and behavior change trials in exercise research. *Int J Behav*
936 *Nutr Phys Act*. 2010 Nov 12;7(1):81.
- 937 40. De Angelis C, Drazen JM, Frizelle FA, Haug C, Hoey J, Horton R, et al. Clinical Trial Registration: A
938 Statement from the International Committee of Medical Journal Editors. *N Engl J Med*. 2004 Sep
939 16;351(12):1250–1.
- 940 41. Learn About Clinical Studies - ClinicalTrials.gov [Internet]. [cited 2021 Jan 14]. Available from:
941 <https://clinicaltrials.gov/ct2/about-studies/learn>
- 942 42. Livingston PM, Craike MJ, Salmon J, Courneya KS, Gaskin CJ, Fraser SF, et al. Effects of a clinician
943 referral and exercise program for men who have completed active treatment for prostate
944 cancer: A multicenter cluster randomized controlled trial (ENGAGE). *Cancer*. 2015
945 Aug;121(15):2646–54.
- 946 43. Galvão DA, Taaffe DR, Cormie P, Spry N, Chambers SK, Peddle-McIntyre C, et al. Efficacy and
947 safety of a modular multi-modal exercise program in prostate cancer patients with bone
948 metastases: a randomized controlled trial. *BMC Cancer*. 2011 Dec;11:517.
- 949 44. Smith-Turchyn J, Richardson J, Tozer R, McNeely M, Thabane L. Bridging the Gap: Incorporating
950 Exercise Evidence into Clinical Practice in Breast Cancer Care in Ontario-A Pilot Randomized
951 Control Trial Protocol. *Cancer Stud Ther*. 2017 Jul 1;2.
- 952 45. Zarin DA, Tse T, Williams RJ, Califf RM, Ide NC. The ClinicalTrials.gov Results Database — Update
953 and Key Issues. *N Engl J Med*. 2011 Mar 3;364(9):852–60.
- 954 46. Submit Studies - ClinicalTrials.gov [Internet]. [cited 2021 Jan 14]. Available from:
955 <https://clinicaltrials.gov/ct2/manage-recs>
- 956 47. ClinicalTrials.gov Protocol Registration Data Element Definitions for Interventional and
957 Observational Studies [Internet]. [cited 2021 Jan 14]. Available from:
958 <https://prsinfo.clinicaltrials.gov/definitions.html>
- 959 48. Lakens D. The Value of Preregistration for Psychological Science: A Conceptual Analysis
960 [Internet]. *PsyArXiv*; 2019 Nov [cited 2020 Nov 27]. Available from: <https://psyarxiv.com/jbh4w/>
- 961 49. Moher D, Hopewell S, Schulz KF, Montori V, Gøtzsche PC, Devereaux PJ, et al. CONSORT 2010
962 Explanation and Elaboration: updated guidelines for reporting parallel group randomised trials.
963 *BMJ* [Internet]. 2010 Mar 24 [cited 2020 Nov 27];340. Available from:
964 <https://www.bmj.com/content/340/bmj.c869>
- 965 50. Pedersen JH. Perioperative Rehabilitation in Operation for Lung Cancer [Internet].
966 *clinicaltrials.gov*; 2015 May [cited 2021 Jan 21]. Report No.: NCT01893580. Available from:
967 <https://clinicaltrials.gov/ct2/show/NCT01893580>

- 968 51. Newton R, Saad F. INTense ExeRcise for surviVAL Among Men With Metastatic Prostate Cancer
969 (INTERVAL - GAP4): A Multicentre, Randomised, Controlled, Phase III Study [Internet].
970 clinicaltrials.gov; 2020 Aug [cited 2021 Jan 21]. Report No.: NCT02730338. Available from:
971 <https://clinicaltrials.gov/ct2/show/NCT02730338>
- 972 52. Cuesta-Vargas AI. Effectiveness of an Individualized Program of Muscular Strength and
973 Endurance Program With Aerobic Training for Improving Germ Cell Cancer Related Fatigue in
974 Men Undergoing Chemotherapy [Internet]. clinicaltrials.gov; 2019 Sep [cited 2021 Jan 21].
975 Report No.: NCT02433197. Available from: <https://clinicaltrials.gov/ct2/show/NCT02433197>
- 976 53. Liu L. An integrative Tai Chi program for breast cancer patients undergoing cancer therapy: A
977 randomized controlled feasibility study [Internet]. The Australian New Zealand Clinical Trials
978 Registry; 2017 Jun [cited 2021 Jan 22]. Report No.: ACTRN12617000975392. Available from:
979 <https://www.anzctr.org.au/Trial/Registration/TrialReview.aspx?id=373238>
- 980 54. Dieli-Conwright C. Combined Exercise Program for Early Breast Cancer Survivors [Internet].
981 clinicaltrials.gov; 2010 Jun [cited 2021 Jan 24]. Report No.: NCT01140282. Available from:
982 <https://clinicaltrials.gov/ct2/show/NCT01140282>
- 983 55. de Almeida EPM. Effect of an Early Mobilization Program After Surgery on Functional Recovery
984 and Clinical Complications in Patients Undergoing Major Cancer Surgery : a Randomized
985 Controlled Trial [Internet]. clinicaltrials.gov; 2012 Sep [cited 2021 Jan 24]. Report No.:
986 NCT01693172. Available from: <https://clinicaltrials.gov/ct2/show/NCT01693172>
- 987 56. Smith-Turchyn J. Bridging the Gap: Incorporating Exercise Evidence Into Clinical Practice in
988 Breast Cancer Care in Ontario [Internet]. clinicaltrials.gov; 2017 Mar [cited 2021 Jan 21]. Report
989 No.: NCT03087461. Available from: <https://clinicaltrials.gov/ct2/show/NCT03087461>
- 990 57. Livingston PM, Salmon J, Courneya KS, Gaskin CJ, Craike M, Botti M, et al. Efficacy of a referral
991 and physical activity program for survivors of prostate cancer [ENGAGE]: Rationale and design
992 for a cluster randomised controlled trial. *BMC Cancer*. 2011;11(1):237.
- 993 58. Livingston T. The Efficacy of a Referral and Physical Activity Program, Compared to Usual Care,
994 for Survivors of Prostate Cancer to Increase Participation in Physical Activity [Internet]. The
995 Australian New Zealand Clinical Trials Registry; 2010 Jul [cited 2021 Jan 22]. Report No.:
996 ACTRN12610000609055. Available from:
997 [https://www.anzctr.org.au/Trial/Registration/TrialReview.aspx?id=335758&showOriginal=true&
998 isReview=true](https://www.anzctr.org.au/Trial/Registration/TrialReview.aspx?id=335758&showOriginal=true&isReview=true)
- 999 59. Galvão D. The effect of multi-modal exercise versus usual care on physical function in prostate
1000 cancer patients with bone metastases. [Internet]. The Australian New Zealand Clinical Trials
1001 Registry; 2011 Apr [cited 2021 Jan 22]. Report No.: ACTRN12611001158954. Available from:
1002 [https://www.anzctr.org.au/Trial/Registration/TrialReview.aspx?id=347673&showOriginal=true&
1003 isReview=true](https://www.anzctr.org.au/Trial/Registration/TrialReview.aspx?id=347673&showOriginal=true&isReview=true)
- 1004 60. Schmitz K. The Women In Steady Exercise Research (WISER) Survivor Trial & Cost of Illness and
1005 Cost Effectiveness of Alternative Management Strategies [Internet]. clinicaltrials.gov; 2012 Jan
1006 [cited 2021 Jan 21]. Report No.: NCT01515124. Available from:
1007 <https://clinicaltrials.gov/ct2/show/NCT01515124>
- 1008 61. Schmitz K. The PAL Trial (Physical Activity and Lymphedema) [Internet]. clinicaltrials.gov; 2005
1009 Sep [cited 2021 Jan 21]. Report No.: NCT00194363. Available from:
1010 <https://clinicaltrials.gov/ct2/show/NCT00194363>

- 1011 62. Dieli-Conwright C. High-Intensity Interval Training (HIT) for Breast Cancer Patients During
1012 Trastuzumab Use [Internet]. clinicaltrials.gov; 2015 May [cited 2021 Jan 21]. Report No.:
1013 NCT02454777. Available from: <https://clinicaltrials.gov/ct2/show/NCT02454777>
- 1014 63. Kiecolt-Glaser J. Breast Cancer Survivors: Physical Activity, Inflammation, Fatigue, and Distress
1015 [Internet]. clinicaltrials.gov; 2014 Apr [cited 2021 Jan 21]. Report No.: NCT00486525. Available
1016 from: <https://clinicaltrials.gov/ct2/show/NCT00486525>
- 1017 64. Courneya K. Randomized Controlled Trial of Combined Aerobic and Resistance Exercise in Breast
1018 Cancer Survivors. The CARE Trial. [Internet]. clinicaltrials.gov; 2005 Nov [cited 2021 Jan 21].
1019 Report No.: NCT00249015. Available from: <https://clinicaltrials.gov/ct2/show/NCT00249015>
- 1020 65. Scott J. Exercise Intensity Trial (EXCITE): A Randomized Trial Comparing the Effects of Linear
1021 Versus Nonlinear Aerobic Training in Women With Operable Breast Cancer [Internet].
1022 clinicaltrials.gov; 2010 Aug [cited 2021 Jan 21]. Report No.: NCT01186367. Available from:
1023 <https://clinicaltrials.gov/ct2/show/NCT01186367>
- 1024 66. Rogers L. Physical Activity Benefits After Breast Cancer: Exploring Cytokine Mechanisms
1025 [Internet]. clinicaltrials.gov; 2010 Jun [cited 2021 Jan 21]. Report No.: NCT01147367. Available
1026 from: <https://clinicaltrials.gov/ct2/show/NCT01147367>
- 1027 67. Winters-Stone K. Exercising Together: An Intervention for Prostate Cancer Survivors and Spouses
1028 [Internet]. clinicaltrials.gov; 2009 Aug [cited 2021 Jan 21]. Report No.: NCT00954044. Available
1029 from: <https://clinicaltrials.gov/ct2/show/NCT00954044>
- 1030 68. van Waart H. Effectiveness of physical exercise during chemotherapy to improve physical fitness
1031 and reduce fatigue: A randomized trial. [Internet]. Netherlands Trial Register; 2010 Jan [cited
1032 2021 Jan 22]. Available from: <https://www.trialregister.nl/trial/2042>
- 1033 69. Mustian K. A Study of the Effects of Exercise on Cancer-Related Fatigue [Internet].
1034 clinicaltrials.gov; 2009 Jun [cited 2021 Jan 21]. Report No.: NCT00924651. Available from:
1035 <https://clinicaltrials.gov/ct2/show/NCT00924651>
- 1036 70. Rydwick E. Preoperative Home-based Exercise in Older People Before Colorectal Surgery - a
1037 Feasibility Study [Internet]. clinicaltrials.gov; 2016 Sep [cited 2021 Jan 25]. Report No.:
1038 NCT02895464. Available from: <https://clinicaltrials.gov/ct2/show/NCT02895464>
- 1039 71. Karlsson E, Farahnak P, Franzén E, Nygren-Bonnier M, Dronkers J, Meeteren N van, et al.
1040 Feasibility of preoperative supervised home-based exercise in older adults undergoing colorectal
1041 cancer surgery – A randomized controlled design. PLOS ONE. 2019 Jul 2;14(7):e0219158.
- 1042 72. O'Donnell D, Hussey J, Walsh J. Individually Prescribed Exercise Versus Usual Care in a
1043 Heterogeneous Cancer Survivor Population: A Pragmatic Randomized Controlled Trial [Internet].
1044 clinicaltrials.gov; 2009 Dec [cited 2021 Jan 24]. Report No.: NCT01030887. Available from:
1045 <https://clinicaltrials.gov/ct2/show/NCT01030887>
- 1046 73. Bjerre E. Effectiveness of Community-based Football Compared With Usual Care on Quality of
1047 Life in Men With Prostate Cancer: the FC Prostate Community Randomized Controlled Trial
1048 [Internet]. clinicaltrials.gov; 2015 Apr [cited 2021 Jan 24]. Report No.: NCT02430792. Available
1049 from: <https://clinicaltrials.gov/ct2/show/NCT02430792>

- 1050 74. Cramer H. Hatha Yoga for Patients With Colorectal Cancer - a Randomized Controlled Trial
1051 [Internet]. clinicaltrials.gov; 2012 Aug [cited 2021 Jan 24]. Report No.: NCT01669109. Available
1052 from: <https://clinicaltrials.gov/ct2/show/NCT01669109>
- 1053 75. Velthuis M. Physical Activity during Cancer Treatment study (PACT) [Internet]. Netherlands Trial
1054 Register; 2009 Dec [cited 2021 Jan 25]. Available from: <https://www.trialregister.nl/trial/2021>
- 1055 76. Das S, Mitra K, Mandal M. Sample size calculation: Basic principles. *Indian J Anaesth*. 2016
1056 Sep;60(9):652–6.
- 1057 77. Chen T, Li C, Qin R, Wang Y, Yu D, Dodd J, et al. Comparison of Clinical Trial Changes in Primary
1058 Outcome and Reported Intervention Effect Size Between Trial Registration and Publication.
1059 *JAMA Netw Open*. 2019 Jul 3;2(7):e197242–e197242.
- 1060 78. Schmitz KH, Troxel AB, Dean LT, DeMichele A, Brown JC, Sturgeon K, et al. Effect of Home-Based
1061 Exercise and Weight Loss Programs on Breast Cancer-Related Lymphedema Outcomes Among
1062 Overweight Breast Cancer Survivors: The WISER Survivor Randomized Clinical Trial. *JAMA Oncol*.
1063 2019 Aug;5(11):1605–13.
- 1064 79. Hopewell S, Loudon K, Clarke MJ, Oxman AD, Dickersin K. Publication bias in clinical trials due to
1065 statistical significance or direction of trial results. *Cochrane Database Syst Rev*. 2009 Jan
1066 21;(1):MR000006.
- 1067 80. Altman DG, Moher D, Schulz KF. Harms of outcome switching in reports of randomised trials:
1068 CONSORT perspective. *BMJ*. 2017 Feb 14;356:j396.
- 1069 81. Furzer B. A randomised controlled trial assessing the efficacy of exercise versus a
1070 complementary therapy on physical and psychosocial outcomes in lymphoma and myeloma
1071 patients post chemotherapy (THRIVING) [Internet]. Australian New Zealand Clinical Trials
1072 Registry; 2009 Dec [cited 2021 Jan 26]. Available from:
1073 [https://www.anzctr.org.au/Trial/Registration/TrialReview.aspx?id=83955&showOriginal=true&
1074 isReview=true](https://www.anzctr.org.au/Trial/Registration/TrialReview.aspx?id=83955&showOriginal=true&isReview=true)
- 1075 82. Schmitz KH, Campbell AM, Stuiver MM, Pinto BM, Schwartz AL, Morris GS, et al. Exercise is
1076 medicine in oncology: Engaging clinicians to help patients move through cancer. *CA Cancer J Clin*
1077 [Internet]. [cited 2019 Oct 29];0(0). Available from:
1078 <https://onlinelibrary.wiley.com/doi/abs/10.3322/caac.21579>
- 1079 83. Deaton A, Cartwright N. Understanding and misunderstanding randomized controlled trials. *Soc
1080 Sci Med* 1982. 2018 Aug;210:2–21.
- 1081 84. Akobeng AK. Understanding randomised controlled trials. *Arch Dis Child*. 2005 Aug 1;90(8):840–
1082 4.
- 1083 85. Higgins JPT, Altman DG, Gotzsche PC, Juni P, Moher D, Oxman AD, et al. The Cochrane
1084 Collaboration’s tool for assessing risk of bias in randomised trials. *BMJ*. 2011 Oct 18;343(oct18
1085 2):d5928–d5928.
- 1086 86. Patel AV, Friedenreich CM, Moore SC, Hayes SC, Silver JK, Campbell KL, et al. American College
1087 of Sports Medicine Roundtable Report on Physical Activity, Sedentary Behavior, and Cancer
1088 Prevention and Control. *Med Sci Sports Exerc*. 2019 Nov;51(11):2391–402.

- 1089 87. Hayes SC, Newton RU, Spence RR, Galvão DA. The Exercise and Sports Science Australia position
1090 statement: Exercise medicine in cancer management. *J Sci Med Sport*. 2019 Nov;22(11):1175–
1091 99.
- 1092 88. Lakens D. The Value of Preregistration for Psychological Science: A Conceptual Analysis
1093 [Internet]. *PsyArXiv*; 2019 Nov [cited 2020 Nov 15]. Available from: <https://psyarxiv.com/jbh4w/>
- 1094 89. Collaboration OS. Estimating the reproducibility of psychological science. *Science*. 2015 Aug
1095 28;349(6251):aac4716.
- 1096 90. Munafò MR, Nosek BA, Bishop DVM, Button KS, Chambers CD, Percie du Sert N, et al. A
1097 manifesto for reproducible science. *Nat Hum Behav*. 2017 Jan 10;1(1):1–9.
- 1098 91. Nosek BA, Ebersole CR, DeHaven AC, Mellor DT. The preregistration revolution. *Proc Natl Acad
1099 Sci U S A*. 2018 13;115(11):2600–6.
- 1100 92. Mayo DG. *Statistical inference as severe testing: how to get beyond the statistics wars*.
1101 Cambridge: Cambridge University Press; 2018.
- 1102 93. Chan A-W, Tetzlaff JM, Gøtzsche PC, Altman DG, Mann H, Berlin JA, et al. SPIRIT 2013
1103 explanation and elaboration: guidance for protocols of clinical trials. *BMJ* [Internet]. 2013 Jan 9
1104 [cited 2020 Nov 15];346. Available from: <https://www.bmj.com/content/346/bmj.e7586>
- 1105 94. Chambers CD, Dienes Z, McIntosh RD, Rotshtein P, Willmes K. Registered reports: realigning
1106 incentives in scientific publishing. *Cortex*. 2015;66:A1-2.
- 1107 95. Caldwell AR, Vigotsky AD, Tenan MS, Radel R, Mellor DT, Kreutzer A, et al. Moving sport and
1108 exercise science forward: a call for the adoption of more transparent research practices. *Sports
1109 Med*. 2020;50(3):449–59.
- 1110