

Colchicine use in patients with COVID-19: a systematic review and meta-analysis

¹Leonard Chiu MS, ^{2,3,4}Ronald Chow BMSc FRSPH, ⁵Nicholas Chiu MD MPH, ⁶Chun-Han Lo MD MPH, ⁷Rahul Aggarwal MD, ⁷Jihui Lee PhD, ⁸Young-Geun Choi PhD, ⁹Henry Lam MLS, ³Elizabeth Horn Prsic MD, ^{4,10,11}Hyun Joon Shin MD ScD MPH MS

¹*Columbia University Vagelos College of Physicians and Surgeons, Columbia University, New York City, NY, United States of America;*

²*Yale School of Public Health, Yale University, New Haven, CT, United States of America;*

³*Yale New Haven Health, Yale School of Medicine, Yale University, New Haven, CT, United States of America;*

⁴*Hanyang Impact Science Research Center, Seoul, Korea*

⁵*Beth Israel Deaconess Medical Center, Harvard Medical School, Harvard University, Boston, MA, United States of America;*

⁶*Massachusetts General Hospital, Harvard Medical School, Harvard University, Boston, MA, United States of America;*

⁷*Weill Cornell Medicine, New York, NY, United States of America;*

⁸*Sookmyung Women's University, Seoul, Korea;*

⁹*Library Services, Sunnybrook Health Sciences Centre, Toronto, ON, Canada;*

¹⁰*Lemuel Shattuck Hospital, Massachusetts Department of Public Health, Jamaica Plain, Boston, MA, United States of America;*

¹¹*Brigham and Women's Hospital, Boston, MA, United States of America.*

Correspondence:

Hyun Joon Shin, Chief of Cardiology
Division of Cardiology, Department of Medicine, Lemuel Shattuck Hospital, Massachusetts
Department of Public Health
170 Morton St, Jamaica Plain, MA 02130, USA
Tel: +1-617-522-8110; E-mail: hyun.shin@mass.gov

Abstract word count: 264

Manuscript word count: 2498

ABSTRACT

Introduction: Colchicine may inhibit inflammasome signaling and reduce proinflammatory cytokines, a purported mechanism of COVID-19 pneumonia. The aim of this systematic review and meta-analysis is to report on the state of the current literature on the use of colchicine in COVID-19 and to investigate the reported clinical outcomes in COVID-19 patients by colchicine usage.

Methods: The literature was searched from January 2019 through January 28, 2021. References were screened to identify studies that reported the effect of colchicine usage on COVID-19 outcomes including mortality, intensive care unit (ICU) admissions, or mechanical ventilation. Studies were meta-analyzed for mortality by the subgroup of trial design (RCT vs observational) and ICU status. Studies reporting an odds ratio (OR) and hazard ratio (HR) were analyzed separately.

Results: Six studies, reporting on 5,033 patients, were included in this review. Across the six studies, COVID-19 patients who had colchicine had a lower risk of mortality – HR of 0.25 (95% CI: 0.09, 0.66) and OR of 0.36 (95% CI: 0.17, 0.76). Among the three observational studies, COVID-19 patients who received colchicine had a lower risk of mortality – HR of 0.25 (95% CI: 0.09, 0.66) and OR of 0.21 (95% CI: 0.06, 0.71). Among three randomized controlled trials, the summary point estimate suggests a direction toward benefit in mortality that is not statistically significant among patients receiving colchicine versus placebo– OR of 0.49 (95% CI: 0.20, 1.24).

Conclusion: Colchicine may reduce the risk of mortality in individuals with COVID-19. Further prospective investigation is warranted to determine the efficacy of colchicine as treatment in COVID-19 patients in various care settings of the disease.

INTRODUCTION

Coronavirus disease 2019 (COVID-19) caused by severe acute respiratory syndrome coronavirus 2 (SARS-CoV-2) is an ongoing global pandemic. Limited therapies have shown efficacy in the treatment of COVID-19. Remdesivir is recommended for use in hospitalized patients requiring supplemental oxygen, though is not routinely recommended for those who require mechanical ventilation (1–4). Dexamethasone is also recommended for these hospitalized patients, as well as those on high-flow oxygen, non-invasive ventilation, mechanical ventilation, and extracorporeal membrane oxygenation (5–7). Monoclonal antibody therapies Bamlanivimab and Casirivimab-Imdevimab, have received emergency use authorization from the United States Food and Drug Administration for non-hospitalized patients who have mild to moderate COVID-19 and certain risk factors for severe disease (8). Nevertheless, there is limited pharmacologic treatment for patients prior to hospitalization with non-severe disease.

The pathophysiology underlying severe COVID-19 pneumonia is an exaggerated inflammatory response, with an overproduction of early response proinflammatory cytokines, including tumor necrosis factor (TNF), IL-6 and IL-1 β (9,10). In addition, severe acute respiratory syndrome coronavirus 1 (SARS-CoV-1), which is closely related to SARS-CoV-2, has been shown to activate the NLRP3 inflammasome (11). Thus, it has been hypothesized that therapies that present potent anti-inflammatory action and target inflammasome action may be effective therapies. Colchicine is routinely used in the treatment of inflammatory conditions such as gout, rheumatic disease, and pericarditis. Its mechanism of action is through inhibition of neutrophil chemotaxis and activity in response to vascular injury. Additionally, colchicine inhibits inflammasome signaling and reduces the production of active IL-1 β (12).

Several studies have reported on the use of colchicine amongst COVID-19 patients. Most recently, the COLCORONA investigators reported a randomized controlled trial of 4488 patients non-hospitalized patients with COVID-19, randomly assigning patients to colchicine or placebo for 30 days (13). In a pre-specified analysis of patients with PCR-proven COVID-19, colchicine reduced the incidence of their primary outcome—a composite of death or hospitalization—compared with placebo (OR=0.75, 0.57-0.99; p=0.04). Earlier in the pandemic when PCR reagent was lacking, clinically diagnosed COVID-19 patients were included in the analysis. In this population, the primary endpoint did not reach statistical significance (OR=0.79, 0.61-1.03; p=0.08) (13). Prior smaller randomized controlled trials (RCT) and observational studies have also reported benefits for colchicine in COVID-19 (14–19). To our knowledge, only one prior meta-analysis has been conducted for colchicine in COVID-19 (20). This meta-analysis had several limitations, namely inclusion of smaller studies but exclusion of the recent COLCORONA trial, inclusion of observational studies that reported unadjusted estimates of benefit, and lack of stratified analyses by study design.

The aim of this systematic review and meta-analysis is to report on the state of the current literature on the use of colchicine for COVID-19, and to investigate the reported clinical outcomes in COVID-19 patients by colchicine usage.

METHODS

Search Strategy

The databases of Ovid MEDLINE, Embase, the Cochrane Central Register of Controlled Trials medRxiv, and researchsquare.com were searched from January 2019 through January 28, 2021. The search strategy is presented in Appendix 1.

Study Screening

Two reviewers (LC, C-HL) independently assessed articles through level 1 title and abstract screening, and level 2 full-text screening. In the case of discrepancies, a discussion occurred between the two reviewers and consensus was achieved on whether to include or exclude a particular study. If consensus could not be achieved, a third reviewer (RC) was consulted.

Articles were eligible for inclusion after level 1 screening if the title and/or abstract mentioned COVID-19 and colchicine. These articles then underwent level 2 screening, at which point the full text was reviewed to identify primary research articles that reported COVID-19 outcomes from a clinical or claims database.

Quantitative Synthesis

Articles were included for quantitative synthesis if they (1) were of observational study design and reported a relative risk measure adjusted for possible confounders, or (2) were of RCT and reported either a relative risk measure or event data, and the article compared colchicine recipients to non-colchicine recipients with respect to the outcomes of mortality, mechanical ventilation, ICU admission, or hospital length of stay. Study demographics (i.e. central measure of tendency for age, percentage male) were also noted for each included study.

As with study screening, this process was done by two reviewers (LC, C-HL), and a third reviewer (RC) was consulted if consensus could not be achieved.

Risk of Bias Assessment

Risk of bias was assessed using tools developed by the Cochrane Bias Methods Group, with the Risk Of Bias In Non-randomized Studies – of Interventions (ROBINS-I) tool used for the observational studies and a revised Cochrane risk of bias tool for randomized trials (RoB 2 tool) used for randomized controlled trials (21, 22).

Statistical Analyses

Studies were meta-analyzed for each outcome and by the subgroups of colchicine use relative to hospitalization (non-hospitalized patients, hospitalized non-ICU patients, and hospitalized ICU patients), study design (RCT and observational study), and ICU status (ICU patients and non-ICU patients). Studies were meta-analyzed together according to their relative risk ratio; studies reporting on odds ratio (OR) were meta-analyzed to produce a summary OR, and studies reporting a hazard ratio (HR) were separately meta-analyzed to produce a summary HR. For RCTs which reported exclusively event data, ORs were calculated using the Haldane-Anscombe correction. In the event that the meta-analysis's heterogeneity of I^2 was equal to or greater than 50%, a random-effects DerSimonian-Laird analysis model was applied; otherwise (i.e. when there was heterogeneity of I^2 less than 50%), a fixed-effects inverse-variance analysis model was used. A p -value of less than 0.05 was considered statistically significant in the test for overall effect.

Publication bias was assessed visually, using a funnel plot, and statistically, using Egger's test. A p -value of > 0.05 indicated low concern for publication bias. All analyses were conducted using Stata 16.

RESULTS

Of 448 records that underwent level 1 screening, 446 were identified through database search and 2 identified through backward reference searching. After removing duplicates, 353 records underwent level 1 screening. Subsequently, 87 articles underwent level 2 screening. Eight studies were assessed for quantitative synthesis, of which 6 reported adjusted relative risk ratios and were included in this systematic review and meta-analysis (13–17,19) (Appendix 2).

Study demographics are presented in Table 1. Three studies were RCTs (13,15,16) and three studies were observational retrospective cohort studies (14,17,19). While Rodriguez-Nava *et al* reported the effects of colchicine on ICU patients, the other five studies reported on non-ICU patients. Tardif *et al*, defined a colchicine user as one who used colchicine after COVID-19 diagnosis but before a COVID-19 hospitalization, while the other five studies defined colchicine users as ones who used colchicine after a COVID-19 hospitalization.

Risk of bias assessment is presented in Appendix 3. The risk of bias of the observational studies is presented in Appendix 3a and the risk of bias of the RCTs is presented in Appendix 3b.

Visual inspection of the funnel plot and the p -value of $p=0.31$ Egger's test indicated little significant concern for publication bias (Appendix 4).

Mortality

Six studies, reporting on 5,033 patients, compared mortality between colchicine users and non-users. Across the six studies, patients with COVID-19 who received colchicine had a lower risk of mortality - HR of 0.25 (95% CI: 0.09, 0.66) and OR of 0.36 (95% CI: 0.17, 0.76) (Figure 1a). In our subgroup analysis of colchicine use relative to hospitalization, Tardif *et al* reports on colchicine use in non-hospitalized patients—OR of 0.56 (95% CI: 0.19, 1.66), we report on colchicine use in hospitalized non-ICU patients—OR of 0.25 (95% CI: 0.09, 0.69) and HR of 0.15 (95% CI: 0.06, 0.37) and Rodriguez-Nava *et al* reports on colchicine use in hospitalized ICU patients—HR of 0.41 (95% CI: 0.17, 0.98). In the three observational studies, patients with COVID-19 who received colchicine had a lower risk of mortality – HR of 0.25 (95% CI: 0.09, 0.66) and OR of 0.21 (95% CI: 0.06, 0.71) (Figure 1c). In the three RCTs, the summary point estimate suggests a direction toward benefit in mortality that is not statistically significant among patients receiving colchicine versus non-colchicine regimens – OR of 0.49 (95% CI: 0.20, 1.24) (Figure 1c). Sensitivity analysis of the RCTs containing hospitalized patients yielded similar results—OR of 0.36 (95% CI: 0.06, 2.04), comparable to the results of the trial by Tardif *et al* in non-hospitalized patients—OR of 0.56 (95% CI: 0.19, 1.66).

ICU Admissions

Two studies reported the risk of ICU admissions among patients with COVID-19 and colchicine use (15,16). There was no statistical difference in risk of ICU admissions between patients with COVID-19 who received colchicine and those who did not – OR of 0.40 (95% CI: 0.10, 1.68) (Figure 2).

Mechanical Ventilation

Two studies reported on the risk of mechanical ventilation among patients with COVID-19 and colchicine use (13,15). Tardif *et al* reported that among patients diagnosed with COVID-19 who used colchicine before hospitalization, there was no significant difference in risk of mechanical ventilation between patients who received colchicine and those who did not – OR: 0.53 (95% CI: 0.25, 1.09) (13). Deftereos *et al* reported that among patients diagnosed with COVID-19 who used colchicine after hospitalization, there was no significant difference in risk of mechanical ventilation between patients who used colchicine and those who did not – OR: 0.90 (95% CI: 0.49, 1.67) (15).

DISCUSSION

We present the first comprehensive systematic review and meta-analysis investigating the effects of colchicine use on COVID-19 patients, meeting the methodological guidance for a high-quality systematic review and meta-analysis as recommended by the MOOSE group (23). Our findings, including six studies, suggest that among existing observational studies, patients taking colchicine after COVID-19 diagnosis had a lower risk of mortality in the pooled estimate. However, among existing RCTs, the summary point estimate suggests a direction toward benefit in mortality that is not statistically significant. With six studies reporting on 5033 patients in total, this meta-analysis has greater statistical power than the meta-analysis of Vrachatis *et al*, which reported on six studies and 881 patients (20).

More specifically, this systematic review and meta-analysis differs from the meta-analysis by Vrachatis *et al* (20) in three ways. First, our review included results of the recent COLCORONA trial with 4488 patients and results of another recent observational study of 87 patients (17).

Second, our review included only the results of RCTs and observational studies with adjusted relative risk ratios. In particular, Vrachatis *et al* included two observational studies that did not report adjusted OR which were excluded in our analysis (24, 25). Given that covariate distributions of colchicine user and non-user groups cannot be assumed to be similar as in RCTs, excluding unadjusted relative risk ratio results in observational data is necessary to reduce confounding bias. Third, our review separated the overall mortality analysis by study design, colchicine use before and after hospitalization, and ICU status.

In the trial by Tardif *et al*, in a pre-specified analysis of patients with PCR-proven COVID-19, the colchicine group showed a reduction in the primary outcome which was a composite rate of death or hospitalization compared with placebo—OR=0.75, 95% CI: 0.57-0.99; p=0.04 (13). The pre-specified analysis of patients with PCR-proven COVID-19 excluded clinically diagnosed COVID-19 patients—a diagnostic criteria that was allowed in the initial stages of the pandemic given PCR reagent shortages. The reduction in the trial's composite primary outcome (a composite of death and hospitalizations) was driven in large part by reduction in hospitalizations of patients with COVID-19. With a low event rate in either arm (5/2075 in colchicine arm vs. 9/2084 in the non-colchicine arm), the trial may have been underpowered to detect a difference in the outcome of death in the non-hospitalized patients with COVID-19. Not surprisingly, the event rates in the studies that included sicker, hospitalized patients were higher (14-16, 19).

Much remains to be examined in further large, well-randomized controlled trials with enough power to detect a large effect size difference in mortality in varying stages of the disease course. Given that some studies in this analysis studied hospitalized patients and others studied non-hospitalized patients, it is informative to identify the timing of the exposure of colchicine to

patients in relation to the timing of their hospitalization if possible (Figure 3a). All studies in this meta-analysis were exposed to colchicine after COVID-19 diagnosis and five of the six studies included patients exposed to colchicine after hospitalization. The trial by Tardif *et al* found that colchicine is beneficial in non-hospitalized patient in terms of preventing hospitalization or death. Our results also suggested that among non-ICU hospitalized patients, colchicine users were at a lower risk of mortality relative to non-colchicine users. Rodriguez-Nava *et al*, reported that ICU patients had a lower risk of mortality when using colchicine.

Potentially, colchicine could be beneficial in all stages of illness. Given that colchicine is generally a well-tolerated drug, is a relatively inexpensive drug, and, despite known diarrhea rates of 23% in colchicine users (26), has a good safety profile as shown in a meta-analysis on the adverse effects of colchicine (27) and in Tardif *et al*'s study (13), there is potential for large impact in the use of colchicine for COVID-19 patients. Granted, further large, well-powered randomized studies will be needed to ascertain the effect colchicine would have on both mortality and other clinically meaningful endpoints such as hospitalization, ICU admission, and need for mechanical ventilation in the three different categories of illness: 1) non-hospitalized patients, 2) hospitalized patients, and 3) patients in ICUs (Figure 3).

This study is not without limitations. Intrinsic to meta-analysis study designs, the strength of meta-analysis conclusions is limited to the strength of the input studies and underlying data. This meta-analysis contains a mix of observational and RCT data. To reduce bias in grouping observational and RCT, studies were grouped by trial design when comparing mortality in colchicine and non-colchicine users and only studies reporting adjusted risk estimate were used in observational studies. Additionally, all included studies had some concern for risk of bias.

Moreover, this review only contains six studies with only two studies examining the risk of ICU admission and two evaluated the risk of mechanical ventilation. Furthermore, the individual risk estimates in the three RCTs often showed values that suggested a direction toward benefit but underpowered to detect a statistically significant mortality benefit; the paucity of RCT data made for further subgroup analysis difficult. To mitigate this, we conducted a sensitivity analysis of the RCTs containing hospitalized patients, which yielded results comparable to those found by Tardif *et al* in non-hospitalized patients. Further RCTs in every setting of disease care should be studied: including pre-hospitalization, during hospitalization, and during ICU admissions. Furthermore, the long-term effects of COVID-19 are a significant clinical concern and a major source of disability and health care utilization. Further studies in post-hospitalization and long-term care in patients with COVID-19 are also warranted.

In conclusion, our meta-analysis suggests that colchicine may reduce the risk of mortality in individuals with COVID-19, based on the existing observational studies and trials. Further prospective investigation is required to further determine the efficacy of colchicine as treatment in COVID-19 patients in various care settings of the disease, including post-hospitalization and long-term care.

REFERENCES

1. Beigel JH, Tomashek KM, Dodd LE, Mehta AK, Zingman BS, Kalil AC, et al. Remdesivir for the Treatment of Covid-19 - Final Report. *N Engl J Med*. 2020 Nov 5;383(19):1813–26.
2. Goldman JD, Lye DCB, Hui DS, Marks KM, Bruno R, Montejano R, et al. Remdesivir for 5 or 10 Days in Patients with Severe Covid-19. *N Engl J Med*. 2020 Nov 5;383(19):1827–37.
3. Spinner CD, Gottlieb RL, Criner GJ, Arribas López JR, Cattelan AM, Soriano Viladomiu A, et al. Effect of Remdesivir vs Standard Care on Clinical Status at 11 Days in Patients With Moderate COVID-19: A Randomized Clinical Trial. *JAMA*. 2020 Sep 15;324(11):1048–57.
4. Wang Y, Zhang D, Du G, Du R, Zhao J, Jin Y, et al. Remdesivir in adults with severe COVID-19: a randomised, double-blind, placebo-controlled, multicentre trial. *Lancet Lond Engl*. 2020 May 16;395(10236):1569–78.
5. RECOVERY Collaborative Group, Horby P, Lim WS, Emberson JR, Mafham M, Bell JL, et al. Dexamethasone in Hospitalized Patients with Covid-19 - Preliminary Report. *N Engl J Med*. 2020 Jul 17;
6. Tomazini BM, Maia IS, Cavalcanti AB, Berwanger O, Rosa RG, Veiga VC, et al. Effect of Dexamethasone on Days Alive and Ventilator-Free in Patients With Moderate or Severe Acute Respiratory Distress Syndrome and COVID-19: The CoDEX Randomized Clinical Trial. *JAMA*. 2020 Oct 6;324(13):1307–16.
7. Angus DC, Derde L, Al-Beidh F, Annane D, Arabi Y, Beane A, et al. Effect of Hydrocortisone on Mortality and Organ Support in Patients With Severe COVID-19: The

- REMAP-CAP COVID-19 Corticosteroid Domain Randomized Clinical Trial. JAMA. 2020 Oct 6;324(13):1317–29.
8. Coronavirus (COVID-19) Update: FDA Authorizes Monoclonal Antibody for Treatment of COVID-19 | U.S. Food and Drug Administration [Internet]. [cited 2021 Jan 30] Available from: <https://www.fda.gov/news-events/press-announcements/coronavirus-covid-19-update-fda-authorizes-monoclonal-antibody-treatment-covid-19>
 9. Jose RJ, Manuel A. COVID-19 cytokine storm: the interplay between inflammation and coagulation. Lancet Respir Med. 2020;8(6):e46–7.
 10. Pathophysiology, Transmission, Diagnosis, and Treatment of Coronavirus Disease 2019 (COVID-19): A Review | Critical Care Medicine | JAMA | JAMA Network [Internet]. [cited 2021 Jan 30]. Available from: <https://jamanetwork.com/journals/jama/article-abstract/2768391>
 11. Nieto-Torres JL, Verdiá-Báguena C, Jimenez-Guardeño JM, Regla-Nava JA, Castaño-Rodríguez C, Fernandez-Delgado R, et al. Severe acute respiratory syndrome coronavirus E protein transports calcium ions and activates the NLRP3 inflammasome. Virology. 2015;485:330–9.
 12. Leung YY, Yao Hui LL, Kraus VB. Colchicine—Update on mechanisms of action and therapeutic uses. Semin Arthritis Rheum. 2015 Dec 1;45(3):341–50.
 13. Efficacy of Colchicine in Non-Hospitalized Patients with COVID-19 | medRxiv [Internet]. [cited 2021 Jan 30]. Available from: <https://www.medrxiv.org/content/10.1101/2021.01.26.21250494v1>
 14. Brunetti L, Diawara O, Tsai A, Firestein BL, Nahass RG, Poiani G, et al. Colchicine to Weather the Cytokine Storm in Hospitalized Patients with COVID-19. J Clin Med. 2020;9(9):2961.

15. Deftereos SG, Giannopoulos G, Vrachatis DA, Siasos GD, Giotaki SG, Gargalianos P, et al. Effect of colchicine vs standard care on cardiac and inflammatory biomarkers and clinical outcomes in patients hospitalized with coronavirus disease 2019: the GRECCO-19 randomized clinical trial. *JAMA Netw Open*. 2020;3(6):e2013136–e2013136.
16. Lopes MIF, Bonjorno LP, Giannini MC, Amaral NB, Benatti MN, Rezek UC, et al. Beneficial effects of colchicine for moderate to severe COVID-19: an interim analysis of a randomized, double-blinded, placebo controlled clinical trial. *medRxiv*. 2020;
17. Rodriguez-Nava G, Trelles-Garcia DP, Yanez-Bello MA, Chung CW, Trelles-Garcia VP, Friedman HJ. Atorvastatin associated with decreased hazard for death in COVID-19 patients admitted to an ICU: a retrospective cohort study. *Crit Care*. 2020;24(1):1–2.
18. Sandhu T, Tieng A, Chilimuri S, Franchin G. A case control study to evaluate the impact of colchicine on patients admitted to the hospital with moderate to severe COVID-19 infection. *Can J Infect Dis Med Microbiol*. 2020;2020.
19. Scarsi M, Piantoni S, Colombo E, Airó P, Richini D, Miclini M, et al. Association between treatment with colchicine and improved survival in a single-centre cohort of adult hospitalised patients with COVID-19 pneumonia and acute respiratory distress syndrome. *Ann Rheum Dis*. 2020;79(10):1286–9.
20. Vrachatis DA, Giannopoulos GV, Giotaki SG, Raisakis K, Kossyvakis C, Iliodromitis KE, et al. Impact of colchicine on mortality in patients with COVID-19: A meta-analysis. *Hellenic J Cardiol [Internet]*. 2021 Jan 6 [cited 2021 Jan 30]; Available from: <http://www.sciencedirect.com/science/article/pii/S1109966620302852>
21. Sterne JAC, Hernán MA, Reeves BC, Savović J, Berkman ND, Viswanathan M, et al. [ROBINS-I: a tool for assessing risk of bias in non-randomized studies of interventions](#). *BMJ* 2016; 355; i4919

22. Sterne JAC, Savović J, Page MJ, Elbers RG, Blencowe NS, Boutron I, et al. RoB 2: a revised tool for assessing risk of bias in randomised trials. *BMJ* 2019; 366: 14898.
23. Stroup DF, Berlin JA, Morton SC, Olkin I, Williamson GD, Rennie D, et al. Meta-analysis of observational studies in epidemiology: a proposal for reporting. Meta-analysis Of Observational Studies in Epidemiology (MOOSE) group. *JAMA*. 2000 Apr 19;283(15):2008–12.
24. Pinzon AM, Arango CM, Betancur F, Arias Arias C, Munoz J, Montoya JF. Clinical outcomes of patients with COVID-19 pneumonia treated with corticosteroids and colchicine in Colombia. | Research Square [Internet]. [cited 2021 Jan 30]. Available from: <https://www.researchsquare.com/article/rs-94922/v1>
25. Sandhu T, Tieng A, Chilimuri S, Franchin G. A Case Control Study to Evaluate the Impact of Colchicine on Patients Admitted to the Hospital with Moderate to Severe COVID-19 Infection. *Can J Infect Dis Med Microbiol = J Can des Mal Infect la Microbiol medicale.*, 2020 (2020):8865954.
26. Slobodnick A, Shah B, Pillinger MH, Krasnokutsky S. Colchicine: old and new. *Am J Med*. 2015;128(5):461-470.
27. Stewart S, Yang KC, Atkins K, Dalbeth N, Robinson PC. Adverse events during oral colchicine use: a systematic review and meta-analysis of randomised controlled trials. *Arthritis Research and Therapy* 22, 28 (2020).

Table 1. Study Demographics

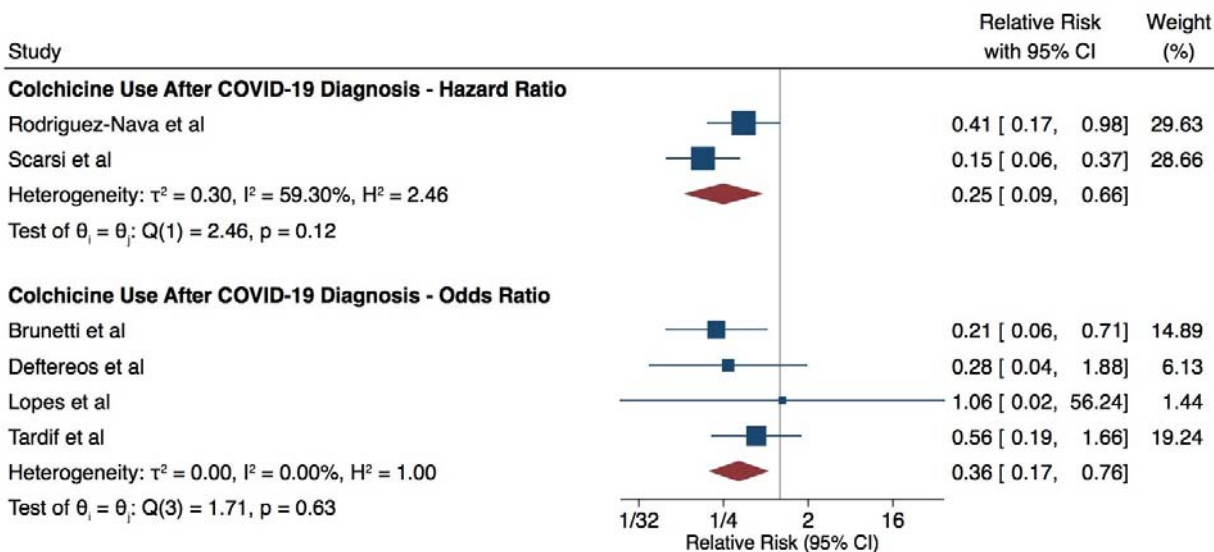
Study	Sample Size	Events in Colchicine Arm	Events in Non-Colchicine Arm	Study Design	Patient Population	ICU At Study Enrollment?	Mean/Median Age	% Male	Definition of Colchicine Use	% Colchicine Users	Outcomes	Adjusted Covariates
Brunetti <i>et al</i>	66	3/33	11/33	Cohort Study	Hospitalized COVID-19 Patients	No	Median: 62.9 (range 26-97)	65.2	Colchicine use after COVID-19 hospitalization	50	Mortality, Mechanical Ventilation, Clinical Deterioration,	Age, comorbidity index, and c-reactive protein
Deftereos <i>et al</i>	105	1/55	4/50	Randomized Control Trial	Hospitalized COVID-19 Patients	No	Median: 64 (IQR 54-76)	58.1	Colchicine use after COVID-19 hospitalization	52.4	Mortality, Mechanical Ventilation, ICU Admission	NA
Lopes <i>et al</i>	35	0/17	0/18	Randomized Control Trial	Hospitalized COVID-19 Patients	No	NR	40	Colchicine use after COVID-19 hospitalization	48.6	Mortality, ICU Admission, ICU length of stay	NA
Rodriguez-Nava <i>et al</i>	87	NR*	NR*	Retrospective Cohort	Hospitalized COVID-19 Patients	Yes	Median: 68 (IQR 58-75)	64.4	Colchicine use after COVID-19 hospitalization	NR	Mortality, Hospital discharge	Age, HTN, cardiovascular disease, mechanical ventilation, NIH criteria severity, comorbidities
Scarsi <i>et al</i>	262	20/122	52/140	Retrospective Cohort	Hospitalized COVID-19 Patients	No	NR	63.7	Colchicine use after COVID-19 hospitalization	46.6	Mortality	Age, sex, smoking, cardiovascular comorbidities, malignancies
Tardif <i>et al</i>	4488	5/2075	9/2084	Randomized Control Trial	Non-hospitalized COVID-19 Patients	No	Mean: 54.7 +/- NR	46.1	Colchicine use after COVID-19 diagnosis but before COVID-19 hospitalization	49.8	Mortality, Hospitalization, Mechanical Ventilation	NA

*Forest plots were constructed from adjusted HR ratio and CIs reported by Rodriguez Nava *et al*.

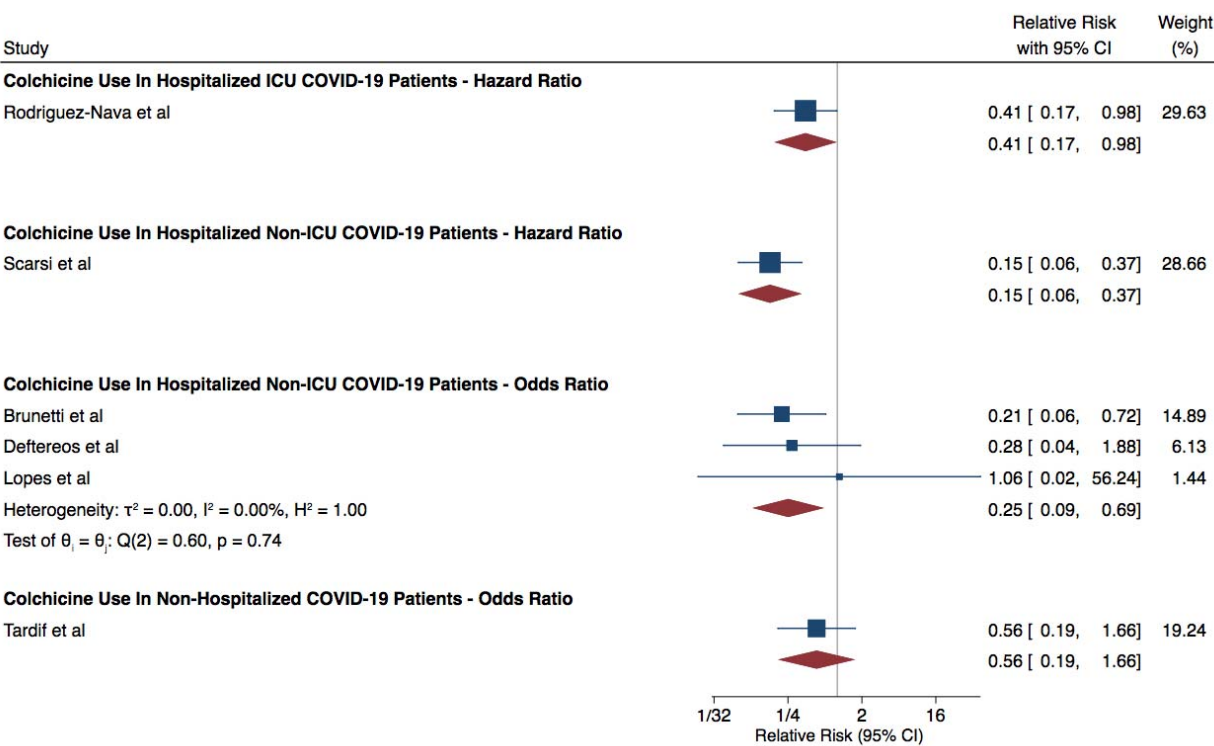
Legend: NA – not applicable; NR – not reported

Figure 1. COVID-19 Patients Who Used Colchicine vs Did Not Use Colchicine – Mortality Analysis **1a** By Colchicine Use **1b** By Timing of Colchicine Use Relative to Hospitalization **1c** By Study Design

a.



b.



c.

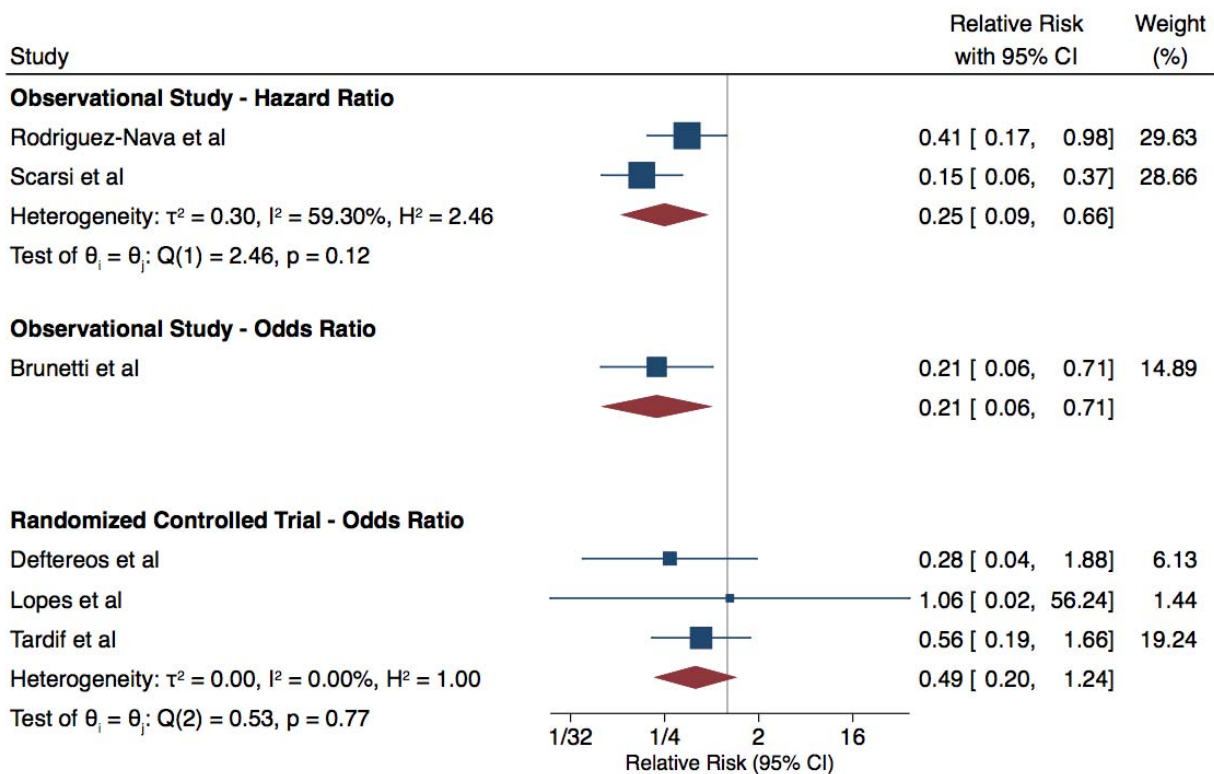


Figure 2. COVID-19 Patients Who Used Colchicine vs Did Not Use Colchicine – ICU Admission Analysis


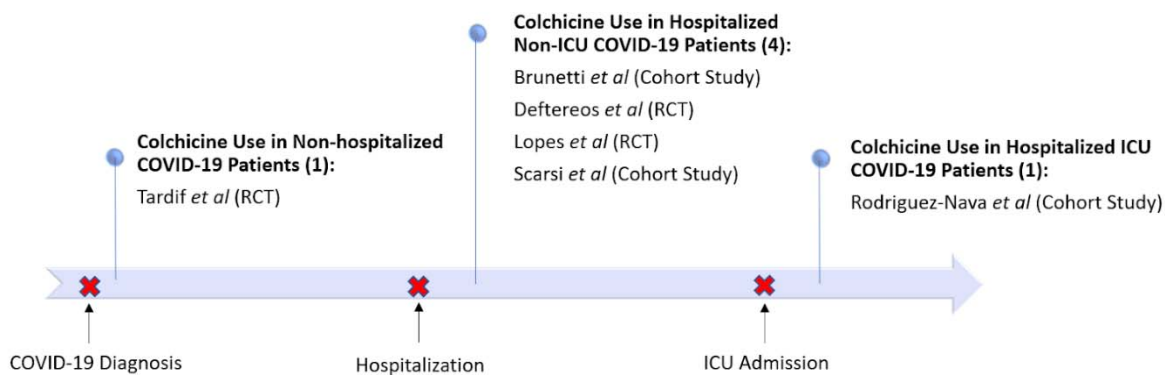


Figure 3 Studies Examining Colchicine at Various Care Settings



Appendix 1. Search Strategies

Database: Ovid MEDLINE(R) and Epub Ahead of Print, In-Process & Other Non-Indexed Citations, Daily and Versions(R) <1946 to January 26, 2021>

Search Strategy:

-
- 1 (covid 19 or covid-19).mp. (95589)
 - 2 "coronavirus disease 2019".mp. (18596)
 - 3 SARS-CoV-2.mp. (37725)
 - 4 or/1-3 (99157)
 - 5 exp Colchicine/ (15163)
 - 6 colchicine.mp. (20749)
 - 7 colcrys.mp. (8)
 - 8 mitigare.mp. (4)
 - 9 gloperba.mp. (0)
 - 10 or/5-9 (21710)
 - 11 4 and 10 (90)
 - 12 4 and 10 (90)
 - 13 limit 12 to english language (88)

Database: Embase Classic+Embase <1947 to 2021 Week 03>

Search Strategy:

-
- 1 (covid 19 or covid-19).mp. (80912)
 - 2 "coronavirus disease 2019".mp. (81124)
 - 3 SARS-CoV-2.mp. (28874)
 - 4 or/1-3 (93686)
 - 5 exp Colchicine/ (35809)
 - 6 colchicine.mp. (40067)
 - 7 colcrys.mp. (73)
 - 8 mitigare.mp. (2)
 - 9 gloperba.mp. (0)
 - 10 or/5-9 (40067)
 - 11 4 and 10 (207)
 - 12 limit 11 to english language (205)

Database: EBM Reviews - Cochrane Central Register of Controlled Trials <December 2020>

Search Strategy:

-
- 1 (covid 19 or covid-19).mp. (3627)
 - 2 "coronavirus disease 2019".mp. (707)
 - 3 SARS-CoV-2.mp. (1379)

- 4 or/1-3 (3725)
- 5 exp Colchicine/ (337)
- 6 colchicine.mp. (930)
- 7 colcrys.mp. (2)
- 8 mitigare.mp. (0)
- 9 gloperba.mp. (0)
- 10 or/5-9 (931)
- 11 4 and 10 (40)
- 12 limit 11 to english language (7)

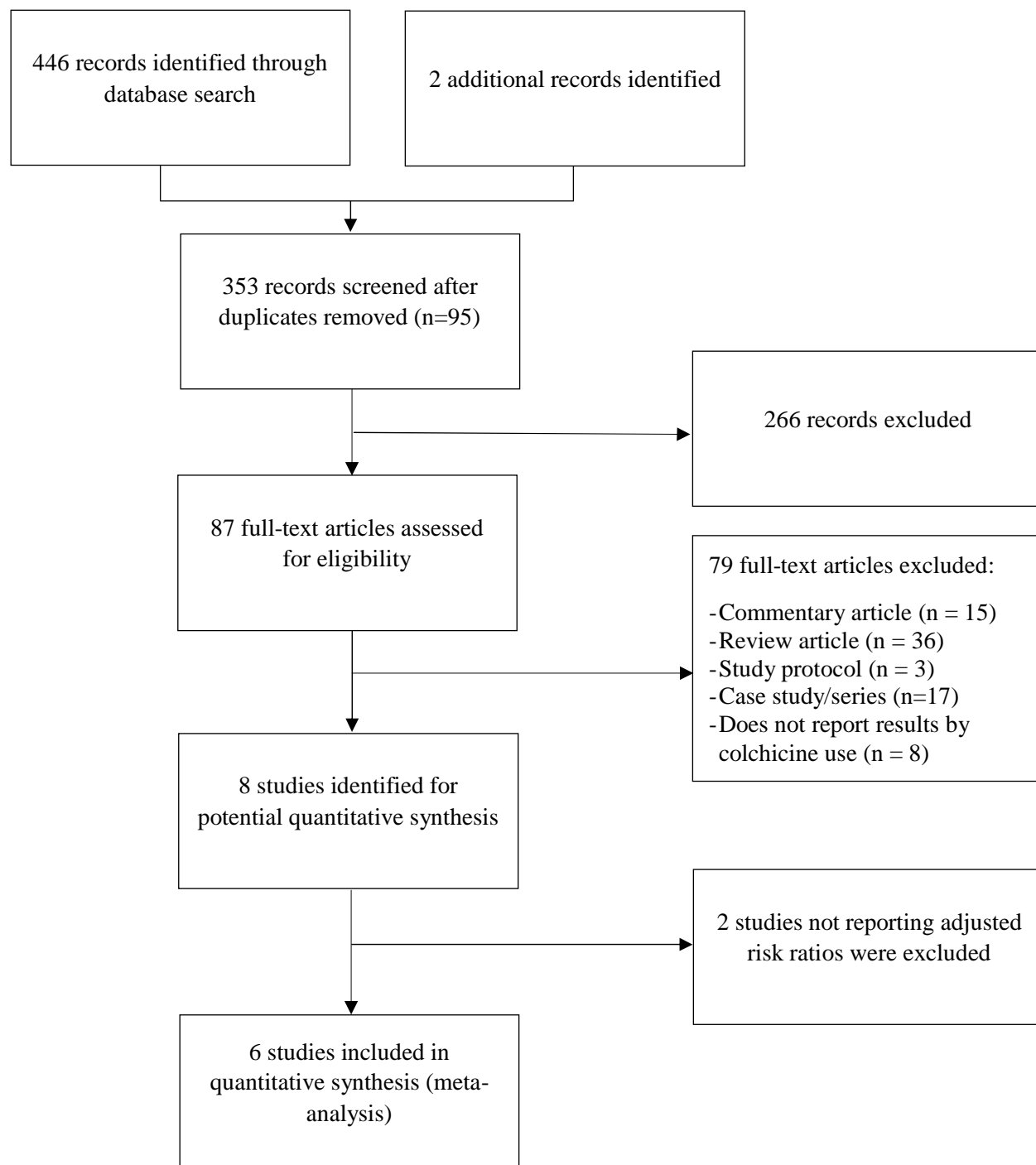
Database: medRxiv – The Preprint Server for Health Sciences <January 28, 2021>

-
- 1 covid 19 AND (colchicine OR colcrys OR mitigare OR gloperba) (52)

Database: Research Square Preprint Platform <January 28, 2021>

-
- 1 covid 19 AND (colchicine OR colcrys OR mitigare OR gloperba) (2)

Appendix 2. PRISMA Flow Diagram



Appendix 3. Risk of Bias Assessment **3a** Observational Studies **3b** Randomized Controlled Trials

a.

		Risk of bias domains							
		D1	D2	D3	D4	D5	D6	D7	Overall
Study	Scarsi 2020								
	Rodriguez-Nava 2020								
	Brunetti 2020								

Domains:
D1: Bias due to confounding.
D2: Bias due to selection of participants.
D3: Bias in classification of interventions.
D4: Bias due to deviations from intended interventions.
D5: Bias due to missing data.
D6: Bias in measurement of outcomes.
D7: Bias in selection of the reported result.

Judgement
 Moderate
 Low
 No information

b.

		Risk of bias domains					
		D1	D2	D3	D4	D5	Overall
Study	Tardif 2021						
	Lopes 2020						
	Deftereos 2020						

Domains:
D1: Bias arising from the randomization process.
D2: Bias due to deviations from intended intervention.
D3: Bias due to missing outcome data.
D4: Bias in measurement of the outcome.
D5: Bias in selection of the reported result.

Judgement
 Some concerns
 Low

Appendix 4. Assessment for Publication Bias – Funnel Plot

