

1 **How lifestyle changes within the COVID-19 global pandemic have affected**  
2 **the pattern and symptoms of the menstrual cycle.**

3

4 *Georgie Bruinvels<sup>1</sup>, Esther Goldsmith<sup>1</sup>, Richard C. Blagrove<sup>2</sup>, Dan Martin<sup>3</sup>, Laurence Shaw<sup>4</sup>,*  
5 *Jessica Piasecki<sup>4</sup> \**

6

7 Running Title: COVID-19 and the menstrual cycle.

8

9 \*corresponding author

10

11 <sup>1</sup> Orreco Ltd, National University of Ireland Business, Innovation Centre, Galway, H91

12 RW53, Ireland

13 <sup>2</sup> School of Sport, Exercise and Health Sciences, Loughborough University, Loughborough,

14 LE11 3TU, UK

15 <sup>3</sup> School of Sport and Exercise Sciences, University of Lincoln, Lincoln, LN6 7GA, UK

16 <sup>4</sup> School of Science and Technology, Nottingham Trent University, Nottingham, NG11 8NS,

17 UK

18

19

20 **Abstract:** *Background:* The coronavirus 2019 (COVID-19) pandemic has caused significant  
21 changes to homes, working life and stress. The purpose of this research was to investigate the  
22 implications that the COVID-19 pandemic has had on the menstrual cycle and any contributing  
23 factors to these changes. *Methods:* A questionnaire was completed by 749 participants, whom  
24 ranged from ‘physically active’ to elite, in their training status. The questionnaire captured  
25 detail on menstrual cycle symptoms and characteristics prior to and during the COVID-19  
26 pandemic lockdown period, as well as lifestyle, stress, exercise and nutrition. Descriptive  
27 statistics and frequency distribution were reported and decision tree analysis performed.  
28 Statistical significance was assumed at  $p < 0.05$ . *Results:* Fifty-two point six percent of females  
29 experienced a change in their menstrual cycle during the lockdown period. Psychosocial  
30 symptoms had changed in over half of all participants. Participants who reported increased  
31 stress/worry in family and personal health were significantly associated with changes in  
32 menstrual symptoms. Similarly, job security stress was associated with increases in bleeding  
33 time ( $p < 0.05$ ). *Conclusions:* It is important that females and practitioners become aware of the  
34 implications of stressful environments and the possible long-term implications on fertility,  
35 particularly given the uncertainty around a second wave of the global pandemic.

36           Keywords: COVID-19, exercise, females, menstrual cycle, nutrition

37

38

39

40

41

42

43

44

## 45 **1. Introduction**

46           The menstrual cycle is a natural process for most females that occurs in the  
47 reproductive years between puberty and menopause. A ‘normal’ (eumenorrheic) menstrual  
48 cycle lasts 22-35 days (Fehring, Schneider and Raviele, 2006) and is characterised by a  
49 cyclical fluctuation of sex hormones mediated by the hypothalamic-pituitary axis, which is  
50 essential for maintenance of bone health and fertility. Whilst oestrogen and progesterone are  
51 the key sex hormones involved in the reproductive system, they are also vital in the  
52 regulation of other physiological systems and maintaining holistic health. In particular,  
53 oestrogen is a key regulator of bone resorption (Chen, Wang and Huang, 2009) and also has a  
54 cardioprotective role (Iorga *et al.*, 2017). Therefore, continuous oestrogen exposure through  
55 the menstrual cycle post-puberty and pre-menopause could also reduce risk of other health  
56 conditions such as osteoporosis and cardiovascular disease (Bae, Park and Kwon, 2018;  
57 Mumford *et al.*, 2012).

58           A eumenorrheic menstrual cycle can be used to indicate that the body is in an  
59 adaptive physiological state, and not subject to excess stress. Therefore, from a physical  
60 performance perspective, it can be used to guide readiness and adaptation. Dysregulation of  
61 this process may be multifactorial; often occurring as a result of perturbation of the  
62 hypothalamic-pituitary axis (Roca *et al.*, 2003), which causes a reduction in the secretion and  
63 production of ovarian steroids (Nappi *et al.*, 1993). Irregularities often present with  
64 anovulation, and may involve changes in cycle length or the cessation of cycles  
65 (hypothalamic amenorrhea) (Bae, Park and Kwon, 2018; Kato *et al.*, 1999). Whilst prolonged  
66 energy deficiencies are often cited as being the aetiology of functional hypothalamic  
67 amenorrhea (De Souza *et al.*, 2020), other causes have been reported, such as sleep  
68 disturbances, lifestyle stress and alterations in circadian timing systems (Lateef and  
69 Akintubosun, 2020). Up to 90% of women of a reproductive age also experience menstrual

70 cycle symptoms (Halbreich, 2003), and severe symptoms have consistently been shown to  
71 affect quality of life (Choi *et al.*, 2010; Kahyaoglu Sut and Mestogullari, 2016) as well as  
72 negatively impacting exercise performance (Findlay *et al.*, 2020; Chantler, Mitchell and  
73 Fuller, 2009). Premenstrual symptoms are positively associated with poor diet and lack of  
74 exercise (Rad, Sabzevary and Dehnavi, 2018; Cheng *et al.*, 2013), as well as increased  
75 alcohol intake (Fernández *et al.*, 2018).

76 Psychological stress has frequently been associated with alterations to menstrual cycle  
77 duration and the number and severity of symptoms (Nagma *et al.*, 2015; Palm-Fischbacher  
78 and Ehlert, 2014); illustrated by the increase in the prevalence of amenorrhea during wartime  
79 (DREW, 1961; Barsom *et al.*, 2004). Recent research has reported that students under a high  
80 amount of perceived stress were four times more likely to be amenorrhoeic (Rafique and Al-  
81 Sheikh, 2018). Furthermore, women with stressful jobs were twice as likely to experience a  
82 decreased cycle length (Fenster *et al.*, 1999), often as a consequence of decreased follicular  
83 phase length, with little variation in the length of the luteal phase (McIntosh *et al.*, 1980).  
84 However, stressful environments have not consistently been shown to cause changes in the  
85 length or regularity of the menstrual cycle characteristics (Williams *et al.*, 2020; Clarvit,  
86 1988; Nagata *et al.*, 1986). Contradictions between findings may be due to individual  
87 variation in dispositional resilience, which may be a protective psychological trait regarding  
88 menstrual function in high stress scenarios (Palm-Fischbacher and Ehlert, 2014).

89 Coronavirus disease 2019 (COVID-19) is a highly contagious and, for some, a fatal  
90 disease. The spread of COVID-19 has resulted in a global pandemic and public health  
91 emergency. The pandemic has had a widespread, negative impact on many aspects of society,  
92 and there is growing concern that necessary measures such as self-isolation and limits on  
93 exercise and travel may negatively impact psychological health (Mehrsafar *et al.*, 2020;  
94 World Health Organisation, 2020). The severe acute respiratory syndrome and middle-east

95 respiratory syndrome epidemics have both previously demonstrated increases in psychiatric  
96 comorbidities such as depression, anxiety, panic attacks and suicidality (Cheung, Chau and  
97 Yip, 2008; Mak *et al.*, 2009; Zhang *et al.*, 2020b). Recent surveys in China following the  
98 onset of COVID-19 have reported that 25% of college students experienced symptoms of  
99 anxiety, whilst 53% of Chinese residents deemed the psychological impact of COVID-19 to  
100 be moderate or severe (Wang *et al.*, 2020; Cao *et al.*, 2020). Recent research has identified  
101 reduced sleep quality during the COVID-19 outbreak as the primary mediator of negative  
102 emotions (e.g. stress and anxiety) during this time (Zhang *et al.*, 2020b). However, the  
103 authors did find that regular exercise could offset this (Zhang *et al.*, 2020b). There is little  
104 evidence concerning the effect of living through a pandemic or epidemic on menstrual  
105 function. This is partly due to the limited representation of female participants in research  
106 following these crises (Wenham *et al.*, 2020). However, following the 2014-2016 West  
107 African Ebola virus epidemic, one study conducted in Liberia found that 27% women who  
108 had been eumenorrheic before the outbreak, experienced irregular menstruation afterwards  
109 (Godwin *et al.*, 2019). However, as the Ebola virus also resulted in rapid weight loss, the  
110 authors note that it is unclear the specific reasons for which the irregularities occurred.

111 COVID-19 has resulted in significant upheaval of daily life for individuals  
112 worldwide, with changes to work, social, diet, exercise patterns (Ammar *et al.*, 2020; Ashby,  
113 2020; Zhang *et al.*, 2020a) which has resulted in increased stress (Ozamiz-Etxebarria *et al.*,  
114 2020; Torales *et al.*, 2020; Vindegaard and Benros, 2020). For exercising females there is a  
115 greater risk of menstrual dysfunction (Baker, 1981; Slater *et al.*, 2016), this combined with  
116 the heightened stress of COVID-19, could result in nationwide spread of exacerbated  
117 menstrual cycles symptoms and/or increased susceptibility to changes in cycle length. Given  
118 the importance of the menstrual cycle for females, the aim of this study was to investigate the  
119 different symptoms and alterations to the menstrual cycle that females may have experienced

120 during the COVID-19 lockdown period, and the main factors that contribute to these  
121 disturbances.

122

## 123 **2. Materials and Methods**

### 124 *2.1. Ethics and Participant recruitment*

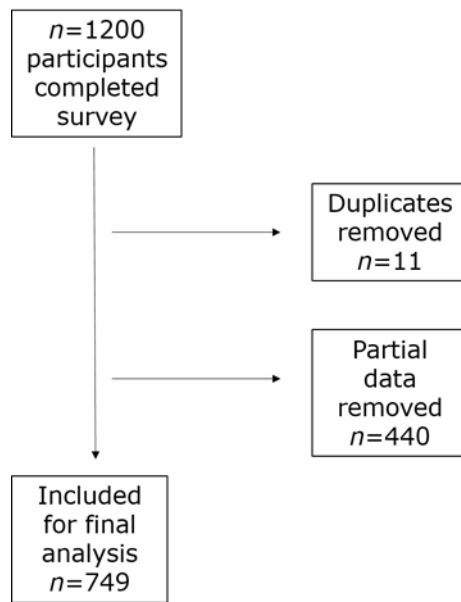
125 The study was conducted in accordance with the declaration of Helsinki and approved  
126 by the institutional ethics committee at Nottingham Trent University. Participant recruitment  
127 and data collection took place from 27<sup>th</sup> May 2020 – 17<sup>th</sup> June 2020. Participants were  
128 eligible to if they were; aged  $\geq 18$  years; exercising at any level; eumenorrhic (pre COVID-  
129 19) with or without a form of hormonal contraception. Participants must have experienced a  
130 minimum of nine menstrual cycles or withdrawal bleeds over the past 12 months (prior to  
131 COVID-19).

### 132 *2.2. Survey Development*

133 The questionnaire contained 33 questions and was developed by all researchers,  
134 whom collectively have extensive experience with questionnaire design. The survey platform  
135 Qualtrics (Qualtrics 2005; 37, 892 ed. Provo, Utah, USA) was used to make the questionnaire  
136 accessible online. The questionnaire was compiled of mainly binary or multiple-choice  
137 questions. The online link provided to the questionnaire began with the participant  
138 information sheet, followed by participant consent. By proceeding to the next stage  
139 participants were able to consent to the study. If participants did not wish to proceed, they  
140 were able to close the browser prior to consent. All participants provided themselves with a  
141 unique participant identification to ensure anonymity.

142 The survey comprised of five sections. The first section provided an introduction and  
143 contained demographic related questions such as age, occupation, primary sport, level of  
144 competition, menstrual status, cycle length prior to COVID-19, marital status and ethnicity.

145 The second section captured detail about the participants' working status prior to COVID-19  
146 and during the COVID-19 pandemic lockdown, information around children and if  
147 applicable, how this affected their working routine. This section also included Likert scales to  
148 detail how financial status and job security affected worry and stress. The third section  
149 requested detail on exercise behaviour changes that may or may not have occurred for the  
150 participant during lockdown. There were ten different categories of training in which the  
151 participants could answer with one of the following options: 1; about the same, 2; increased,  
152 3; decreased, 4; I never do this. The fourth section contained questions concerning the  
153 menstrual experiences of the participants, based on previous work by co-author's xxx. The  
154 same options used in section three applied here for 28 different symptoms associated with the  
155 menstrual cycle. Participants were also asked about the length of their cycle and bleeding  
156 patterns in a multiple-choice format (increased, decreased, stayed the same), with an  
157 opportunity to elaborate on coping mechanisms for any symptoms that may have arisen  
158 during the COVID-19 lockdown. The final section of the questionnaire focused on the  
159 general health of the participant. This included Likert scales regarding worry around personal  
160 and family health, and whether the participants have been previously diagnosed with, or have  
161 been assumed to have/had, COVID-19. The final element of the survey captured aspects of  
162 nutritional intake that may have changed during the lockdown using the previously  
163 mentioned scale (1-4) from sections 3 and 4. Data processing is shown in Fig. 1.  
164



165

166 **Figure 1.** Flow diagram of data inclusion.

167

### 168 2.3. Data Analysis

169 Data were analysed using IBM SPSS (v. 23.0) and Microsoft Excel. Partial responses  
170 were removed from the dataset. Data was then coded to categorised responses and then  
171 frequency analysis was carried out. Data are represented as mean  $\pm$  standard deviation (SD),  
172 frequencies and percentages. Statistical significance was set at  $p \leq 0.05$ . Further analysis was  
173 carried out using R Statistical Software. Decision trees were created using the *rpart*  
174 (*Therneau and Atkinson, 2019*) and *rpart.plot* (*Milborrow, 2019*) packages to explore  
175 possible connections between changes in menstrual symptoms since the onset of COVID-19  
176 and specific lifestyle changes covered in the questionnaire. These trees were pruned using 10-  
177 fold cross-validation to prevent over-fitting. Potential relationships between changes in  
178 symptoms and lifestyle identified by the decision trees were then tested using Fisher's exact  
179 test.

180

181



182           **3. Results**

183           *3.1 Participant Characteristics*

184           Participant characteristics and demographics are displayed in Table 1. 97.2% of the  
185 sample did not have a diagnosis of COVID-19 at the time of reporting, with 13.3% declaring  
186 they had experienced some symptoms of COVID-19 and had therefore had to self-isolate.  
187 Ten percent reported that someone in their household had experienced symptoms and in turn  
188 they were required to self-isolate.

189

190

191

192

193

194

195

196

197

198

199

200

201

202

203

204

205

206

207 **Table 1.** Participant characteristics and demographics (n=749).

208

Characteristic	Categories	%
Age (years)	15-20	5.1
	21-30	41.0
	31-40	34.9
	41-50	18.0
	51+	1.0
Activity level	Active/fitness training (5 hrs or less per week)	51.3
	Sub elite training (training towards a goal, 5-8 hrs per week)	32.1
	Elite training (national/international competition, 8 hrs + per week)	14.5
	Professional Athlete	2.1
Marital Status	Divorced	1.3
	Living with partner	26.3
	Single	35.7
	Married	33.3
	Widowed	0.3
	Other	3.1
Ethnicity	Asian/Asian Black	1.3
	Black/African/Caribbean/Black British	0.7
	Mixed/Multiple ethnic groups	3.4
	Rather not say	0.3
	White	92.6
	Other	1.7
Do you have children?	Yes	23.2
	No	76.8

209

210

211

212

213

214

215

216

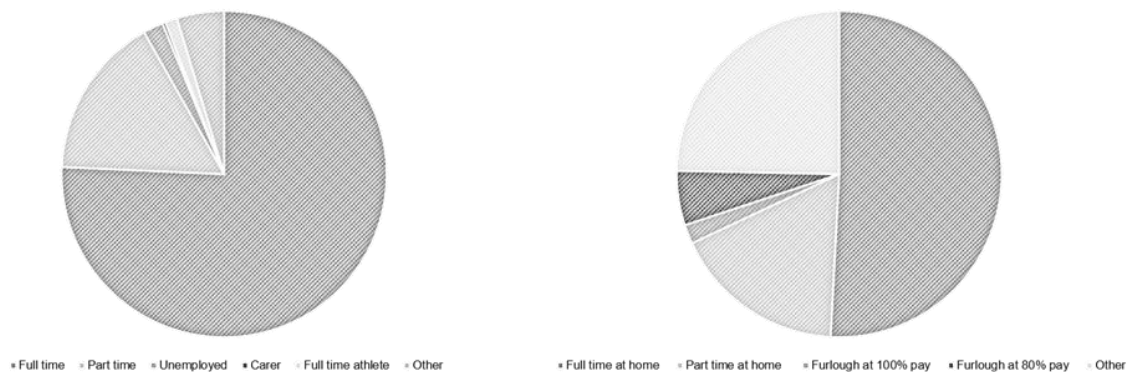
217

218

219 *3.2 Participant Stress and Employment*

220 Prior to COVID-19 >75% of our sample were in full-time employment. During  
221 COVID-19 lockdown half of the respondents reported to be working full-time at home and  
222 17% were working part-time at home. Only 54 participants indicated they had been  
223 furloughed at either 80% or 100% pay. Distribution of working status prior to and during  
224 COVID-19 is shown in Fig. 2.

225 The stress experienced by participants is displayed in table 2. The majority of those  
226 with children expressed that their children caused higher levels of daily stress. When  
227 considering other possible sources of stress and worry such as financial stress, job security  
228 and stress regarding menstrual symptoms, most participants (>50%) did not report being  
229 overly worried or stressed (1-3 on Likert scale) by such parameters (Table 2).



230  
231 **Figure 2.** Working status prior to and during the COVID-19 pandemic. (Left) Working status  
232 prior to COVID-19; Full time 75.7%, part-time, 16.1%, unemployed 2.0%, Carer 0.3%, full  
233 time athlete 1.2%, other 4.7% (Right) Working status during COVID-19; full time at home  
234 50.9%, part-time at home 17.2%, furlough at 100% 1.9%, furlough at 80% 5.4%, other  
235 24.7%.

236

237

238

239

240

241

242

**Table 2.** Likert stress scales.

<b>Question</b>	<b>Likert Scale</b>	<b>Frequency</b>	<b>%</b>
How have children affected daily stress	1	11	6.5
	2	17	10.0
	3	24	14.1
	4	40	23.5
	5	50	29.4
	6	19	11.2
	7	8	4.7
Worried about job security	1	254	34.1
	2	125	16.8
	3	90	12.1
	4	70	9.4
	5	63	8.5
	6	49	6.6
	7	42	5.6
Worried about personal finances	1	210	28.2
	2	131	17.6
	3	117	15.7
	4	86	11.5
	5	68	9.1
	6	42	5.6
	7	44	5.9
Stressed about menstrual cycle symptom changes	1	193	25.9
	2	114	15.3
	3	84	11.3
	4	68	9.1
	5	49	6.6
	6	26	3.5
	7	21	2.8
Worried about own health	1	166	22.3
	2	171	23.0
	3	137	18.4
	4	113	15.2
	5	84	11.3
	6	32	4.3
	7	23	3.1
Worried about Family health	1	39	5.2
	2	75	10.1
	3	115	15.5
	4	117	15.7
	5	157	21.1
	6	119	16.0
	7	114	15.3

243

244

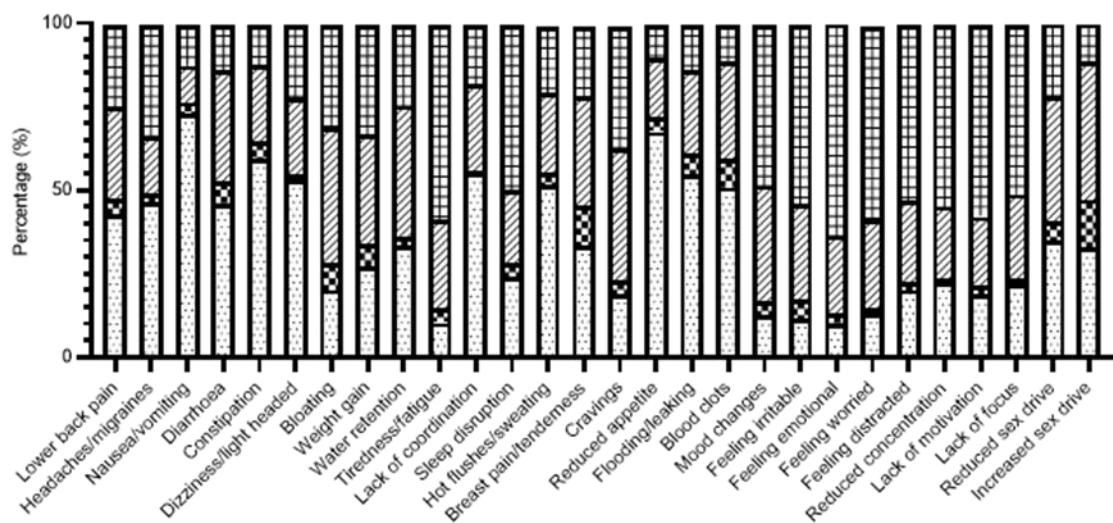
245

246

247

248 *3.3 Menstrual Cycle Symptoms*

249 Most changes to menstrual symptoms experienced during the COVID-19 pandemic  
 250 were psychosocial in nature (Fig. 3). Over half of all participants reported to have  
 251 experienced lack of motivation (59.3%), focus (53.1%) and concentration (54.9%). Similarly,  
 252 symptoms of mood changes, irritability, emotional feeling, worry and being distracted were  
 253 all reported in over half of all participants. There were minimal differences in this pattern  
 254 when dividing participants between those who were hormonal contraceptive users or not.



255  
 256 **Figure 3.** Percentage of symptoms reported by all participants. Squares indicate  
 257 increase in symptoms, dashes represent stayed the same, dark squares represent decrease and  
 258 dots represent do not experience this symptom.  
 259

260  
 261 Decision tree analysis indicated differences in the symptoms suffered by women  
 262 training at sub-elite level and those who considered themselves physically active. Of those  
 263 women who experienced increased bloating, 54% were sub-elite level competitors or above,  
 264 compared to only 46% of those participating below this level ( $p=0.035$ ). However, the tree  
 265 (Supplementary file, Figure 4) also revealed that higher level competitors may have been less

266 likely than other women to experience reduced sex drive, constipation, reduced focus,  
267 reduced motivation, feeling emotional and lower back pain.

268 *3.4 Nutrition and Exercise Patterns*

269 Changes in nutritional and exercise patterns can be found in Table 4. When assessing  
270 both nutritional changes and exercise behaviours according to any changes in menstrual cycle  
271 length, a consistent pattern remains whether the females expressed a change in menstrual  
272 cycle length or not.

273

274 **Table 4.** Nutritional and exercise behaviour changes for all female participants.

<b>Nutritional food group</b>	<b>Answer</b>	<b>%</b>	<b>Exercise</b>	<b>Answer</b>	<b>%</b>
Eating fruits and vegetables	Don't eat this	0.1	Sports-specific skill training (ie practice of skills associated with your sport)	Don't do this	16.2
	Decreased	15.4		Decreased	35.3
	Stayed the same	52.0		Stayed the same	24.1
	Increased	30.3		Increased	22.4
Eating dairy products	Don't eat this	8.8	Aerobic endurance training (i.e. continuous running/cycling/rowing)	Don't do this	5.9
	Decreased	10.3		Decreased	26.9
	Stayed the same	55.3		Stayed the same	25.0
	Increased	23.5		Increased	40.2
Eating red meat e.g. beef, lamb, pork (protein)	Don't eat this	24.1	Aerobic-based interval training (i.e. repetitions >2 min duration, short recoveries)	Don't do this	19.0
	Decreased	13.0		Decreased	28.1
	Stayed the same	45.2		Stayed the same	26.7
	Increased	15.5		Increased	24.1

Eating white meat e.g. chicken, turkey	Don't eat this	19.9	High-intensity interval and sprint training (i.e. repetitions <2 min duration, long recoveries)	Don't do this	22.9
	Decreased	9.2		Decreased	29.9
	Stayed the same	54.7		Stayed the same	24.4
	Increased	14.1		Increased	20.7
Eating processed meat e.g. bacon, sausages, ham	Don't eat this	32.3	Multi-joint resistance training (i.e. barbell, dumbbell, kettlebell, machine exercises)	Don't do this	24.1
	Decreased	14.0		Decreased	37.8
	Stayed the same	36.0		Stayed the same	18.1
	Increased	15.7		Increased	17.9
Eating fish	Don't eat this	20.0	Single-joint resistance training (e.g. calf raises, theraband exercises, lateral raise)	Don't do this	25.0
	Decreased	15.4		Decreased	22.7
	Stayed the same	42.4		Stayed the same	21.3
	Increased	20.0		Increased	28.9
Eating grains/carbohydrate s (for example rice, pasta, potatoes)	Don't eat this	0.8	Plyometrics (i.e. jumping, hopping, skipping, bounding)	Don't do this	37.9
	Decreased	8.7		Decreased	21.2
	Stayed the same	57.4		Stayed the same	17.1
	Increased	30.8		Increased	21.7
Eating healthy fats (nuts, seeds, avocados, nut butters, oils)	Don't eat this	3.6	Body weight conditioning (e.g. press-ups, burpees, high knees, star jumps)	Don't do this	15.9
	Decreased	9.4		Decreased	16.7
	Stayed the same	63.1		Stayed the same	22.4
	Increased	21.9		Increased	42.8
Eating less healthy/processed foods (cakes,	Don't eat this	4.9	Core stability/pilates (exercises specifically for the	Don't do this	10.7
	Decreased	15.9		Decreased	17.3

sweets, biscuits, chocolates)	Stayed the same	31.8	trunk/abdominal region)	Stayed the same	26.6
	Increased	45.3		Increased	43.3
Eating more home baked/cooked foods	Don't eat this	3.2	Static stretching	Don't do this	12.8
	Decreased	2.6		Decreased	17.0
	Stayed the same	25.8		Stayed the same	36.1
	Increased	66.3		Increased	32.0
Eating more take outs	Don't eat this	16.5	n/a		
	Decreased	48.6			
	Stayed the same	22.5			
	Increased	10.3			
Drinking alcohol	Don't eat this	17.9	n/a		
	Decreased	20.2			
	Stayed the same	21.1			
	Increased	38.7			

275

### 276 *3.5 Decision Tree Analysis*

277 Of the 28 symptoms listed in Fig. 3, women indicated a 9.4 point average increase  
 278 during the pandemic (of the 28 symptoms given, the number represented here indicates the  
 279 average number of symptoms that were reported to increase). However, decision tree analysis  
 280 (Supplementary file, Figure 4) revealed that factors associated with 'stress' had the most  
 281 significant impact on this increase in symptoms. Women who rated personal health stress  
 282 pre-COVID-19 at three or higher (see Table 2) increased to 11 during the lockdown period  
 283 and this score increased to 13 if additional stress concerning family health was given the



284 highest rating. Among the women with lower levels of stress about personal health, the  
285 average increase in symptoms was 7.8 but this score only stayed low among women who  
286 maintained or increased their fruit and vegetable intake (7.3). Among those who did not, an  
287 average of 11 symptoms increased.

288         The cross-validated decision tree process did not identify any factors significantly  
289 related to blood-loss changes but did show that high levels of stress regarding job security  
290 (rating of 6 or 7) made it more likely that the time bleeding would change (Supplementary  
291 file, Figure 4). Of the 653 women not reporting high levels of job security stress, 34%  
292 experienced changes in time bleeding compared to 54% of the 91 women reporting high  
293 levels of stress. Fisher's exact test suggested a significant relationship ( $p < .001$ ). Of the 91  
294 women reporting high levels of job security stress, 38 reported that they had maintained or  
295 increased high-intensity exercise. Only 13 (34%) of these women reported changes in time  
296 bleeding compared to 36 of the 53 women (68%) who either decreased or did not do high-  
297 intensity exercise ( $p = 0.003$ ).

298         Most participants (75.0%) were not using any form of hormonal contraception. Over  
299 half of the total sample (52.6%) indicated they experienced a change in their cycle length  
300 during lock down. A quarter of the sample (25.3%) experienced increases in cycle length,  
301 and ~20% experienced a decrease. A change in bleeding time was reported by 267 (36%)  
302 participants. Of the symptoms listed in figure 2, decision tree analysis (Supplementary file,  
303 Figure 4) suggested that use of hormonal contraception was the biggest contributing factor in  
304 whether cycle length had changed. Amongst the 558 of women that were not using hormonal  
305 contraception, 58% noticed a change in cycle length, compared to 41% of the 187 who did  
306 use hormonal contraception (Table 3), which was a significant difference ( $p < .001$ ).

307

308

309 **4. Discussion**

310 The purpose of this research was to identify if exercising females had experienced a  
311 change in their menstrual cycle throughout the COVID-19 pandemic lockdown period.  
312 Seven-hundred and forty-nine participant responses were included for final analysis, over  
313 half of which cited a change in their menstrual cycle. Over one third of participants  
314 experienced a change in bleeding patterns (35.6%). Secondly, the study aimed to identify the  
315 main contributing factors to such changes in the menstrual cycle. The greatest contributing  
316 factor to reported changes was stress. Some of the symptoms exacerbated by stress through  
317 the COVID-19 pandemic can be off-set by increases in fruit and vegetable intake and  
318 performing high intensity exercise. This study is the first to detail the implications of the  
319 pandemic on the menstrual cycle of females. The data provided herein not only highlights the  
320 importance of stress in relation to maintaining a consistent menstrual cycle but also provides  
321 important detail for practitioners/clinicians when managing patients with irregularities of the  
322 menstrual cycle.

323 Most menstrual cycle-associated symptoms that showed evidence of change during  
324 the COVID-19 pandemic were psychosocial. Over half of all participants reported a change  
325 in mood (54%), irritability (59.9%), emotional feeling (66.5%), worry (61.0%), feeling  
326 distracted (56.6%), lack of concentration (56.9%), motivation (62.3%) and focus (55.7%).  
327 These reported symptoms were consistent irrespective of whether the participant used a  
328 hormonal contraceptive or whether cycle length had changed. Most Hormonal contraceptives  
329 provide synthetic hormones to the body and regulate the menstrual cycle through synthetic  
330 pathways (Elliott-Sale and Hicks, 2018), and are also associated with various symptoms and  
331 side effects (Martin *et al.*, 2017; Vitzthum and Ringheim, 2005; Nault *et al.*, 2013). The data  
332 here has shown that whilst the cycle length of a hormonal contraceptive user may not change

333 as readily in relation to the external environment, symptoms and side effects may still be  
334 present and can be affected by environmental changes.

335         There were some differences in the symptoms reported between elite and sub-elite  
336 athletes, compared to non-elite respondents. Fifty-four percent of elite female athletes  
337 indicated that bloating was a symptom they had increasingly experienced during COVID-19  
338 lockdown, which was significantly higher than the reported prevalence of bloating amongst  
339 the other participants. This proportion is higher than previously reported amongst elite  
340 athletes populations (Martin *et al.*, 2017), suggesting the COVID-19 lockdown period is  
341 likely to have contributed to this higher prevalence. Shunting of blood during exercise, away  
342 from the gastrointestinal (GI) tract towards the muscles, may contribute to increased GI stress  
343 in the form of bloating (ter Steege and Kolkman, 2012; Rehrer and Meijer, 1991) and could  
344 provide explanation toward the increases in bloating experienced by elite athletes,  
345 considering the higher levels of exercise they perform, and the increases in aerobic activity  
346 reported by 40% of participants. Despite the differences between elite and non-elite athletes,  
347 there was a clear overall change in bloating for all participants, which aligns with increasing  
348 reports of the effects of stress and anxiety on the gut (Wilson, 2020; Whitehead *et al.*, 1992;  
349 Simpson and Stakes, 1987). It was also reported that higher level competitors may have been  
350 less likely than other women to experience reductions in; sex drive, focus and motivation and  
351 increases in; constipation, feeling emotional and lower back pain, compared to non-  
352 competitive athletes, however this was not significant. Whilst elite sport competition has  
353 been cancelled or postponed during the COVID-19 pandemic lockdown, it is likely that these  
354 athletes will have access to various additional support networks (Bowes, Lomax and  
355 Piasecki, 2020) and thus are able to manage rapidly changing environments more so than  
356 their non-elite counterparts.

357 Influences of nutritional intake and exercise on the menstrual cycle have been well  
358 documented (Torstveit and Sundgot-Borgen, 2005; Hashim *et al.*, 2019; De Souza *et al.*,  
359 2017; Brown and Brown, 2010). During the past six months, across the globe, varying  
360 degrees of lockdown have arisen, inevitably affecting the ability of many females to carry out  
361 exercise. All sporting facilities were closed, and in some countries, restrictions have been  
362 limited people to within a 1 km radius from their homes. During such a climate, nutritional  
363 habits have inevitably changed (Di Renzo *et al.*, 2020; Rodríguez-Pérez *et al.*, 2020;  
364 Pellegrini *et al.*, 2020). Our data report similar dietary changes. Not unexpectedly  
365 participants reported to have increased alcohol intake, consumption of cooked and baked  
366 goods and to have generally increased consumption of unhealthy foods, which is not  
367 unsurprising given the evidence of comfort eating in heightened stress (Roberts, Campbell and  
368 Troop, 2014; Klatzkin *et al.*, 2019). Interestingly, an increase in dairy assumption was  
369 associated with cycle length changes seen in hormonal contraceptive users only. This is  
370 somewhat of an unexpected finding given the regularity of menstrual cycles that oral  
371 contraceptives provide (Elliott-Sale and Hicks, 2018), although there is some possible  
372 differences in efficacy and absorption between individuals taking oral contraceptives (Jung-  
373 Hoffman and Kuhl, 1990), which could possibly explain why some oral contraceptive pill  
374 users here still experienced cycle length changes. However, as we have no detailed  
375 pharmacodynamics data associated with the questionnaire this cannot be validated within this  
376 study.

377 The greatest contributor towards changes in symptoms was stress. There was a  
378 significantly greater increase in symptoms when participants reported high levels of worry  
379 about personal and family health. Similarly, bleeding time was more likely to have changed if  
380 high level of stress regarding job security was reported. Interestingly, fruit and vegetable  
381 intake were able to off-set some changes in cycle length associated with stress, and high

382 intensity training was able to regulate stress regarding job security. Clearly, the current  
383 climate surrounding COVID-19 has been a stressful event for many (López *et al.*, 2020;  
384 Rehman *et al.*, 2020; Odriozola-González *et al.*, 2020). This data highlights the great impact  
385 that such stress can have on female physiology, not solely on mental health and well-being.  
386 Current education around such possible influencers on the menstrual cycle is quite limited  
387 amongst the female population (Ayoola, Zandee and Adams, 2016; Larsen *et al.*, 2020).  
388 Given that the current climate is likely to continue for the foreseeable future, it is important  
389 that females become aware of the influence that stress will have on the menstrual cycle and  
390 are able to manage/control these changes to the best of their ability. It is deemed that long-  
391 term stress could have a significant negative impact on fertility and female reproductive  
392 health, (Palomba *et al.*, 2018; Negro-Vilar, 1993; Sominsky *et al.*, 2017), as well as the  
393 suggestion that exacerbated stress can induce premature brain ageing (Prokai and Berga,  
394 2016). Therefore, it is especially important for females of childbearing age, and clinicians  
395 alike, to consider a number of possible factors, including stress, that could be contributing to  
396 any presenting changes in the menstrual cycle. Interestingly, exercise and a balanced sound  
397 nutritional intake were able to off-set some of the heightened stress, which aligns with what  
398 is already recommended for dealing with extreme stressors (Chan *et al.*, 2019; Paolucci *et al.*,  
399 2018; Costigan *et al.*, 2016; Ramón-Arbués *et al.*, 2019; Owen and Corfe, 2017).

400 As with all research, there are limitations with this study that should be  
401 acknowledged. The data herein comes from a range of countries in which there were a range  
402 of rules and regulations, and therefore experiences, with regards to lockdown, therefore  
403 possibly influencing the participants differently. However, the countries assessed in the study  
404 all documented some degree of change in lifestyles and working environments. Our sample  
405 also included hormonal contraceptive users as well as non-users. The regularity of cycles  
406 when utilising combined oral contraceptives, due to exogenous hormones that they contain, is

407 well documented, thus including such participants may limit the numbers of females that  
408 have seen cycle length changes. However, it was important not to exclude such females as it  
409 is known 34 % of the general population (Cea-Soriano *et al.*, 2014) and around 50% of elite  
410 athletes (Martin *et al.*, 2017) use such methods. Stress may not just change cycle length, it  
411 can also contribute to symptoms experienced which we were able to document in both  
412 hormonal contraceptive users and non-users. Finally, our data only provides a small insight  
413 into the changes experienced by females during the COVID-19 pandemic and does not  
414 provide any longitudinal data that could document the rise and fall of symptom exacerbation  
415 or the degree of severity that the females may have been affected by such environmental  
416 changes.

## 417 **5. Conclusions**

418 In conclusion, lifestyle changes experienced by females throughout the COVID-19  
419 pandemic lockdown period can impact menstrual cycle length and symptoms. Over half of all  
420 females reported a change in their cycle length and over a third experienced changes in  
421 bleeding patterns. The most substantial changes arise in psychosocial symptoms, which is  
422 somewhat expected given previously reported links between the pandemic lockdown period  
423 and mental health. The stress caused by the pandemic is the most significant contributor to  
424 menstrual cycle changes. This is important and highlights the potential for long-term stress to  
425 influence female fertility and other health consequences. With the current uncertainty of the  
426 COVID-19 pandemic, and a possibility of a second wave during the northern hemisphere  
427 winter season, menstrual cycle changes could become a serious consequence. It is therefore  
428 important to educate females about the influence of stress as well as to ensure clinicians are  
429 fully aware of the reasons why menstrual cycle changes may arise.

430

431           **Supplementary Materials:** The following are available online. Supplementary File

432   1: Figure 4; Decision Tree Analysis. Supplementary File 2. Questionnaire.

433           **Funding:** This research received no external funding

434           **Acknowledgments:** The authors would like to that all participants for taking the time  
435   to participate in this study, without which such research would not be possible.

436           **Conflicts of Interest:** The authors declare no conflict of interest.

437           **Data availability statement:** The data that support the findings of this study are  
438   available from the corresponding author (JP), upon reasonable request.

439

440

441

442

443

444

445

446

447

448

449

450

451

452

453

454

455 **References**

- 456 Ammar, A., Brach, M., Trabelsi, K., Chtourou, H., Boukhris, O., Masmoudi, L., Bouaziz, B.,  
457 Bentlage, E., How, D., Ahmed, M., Müller, P., Müller, N., Aloui, A., Hammouda, O.,  
458 Paineiras-Domingos, L. L., Braakman-Jansen, A., Wrede, C., Bastoni, S., Pernambuco, C. S.,  
459 Mataruna, L., Taheri, M., Irandoust, K., Khacharem, A., Bragazzi, N. L., Chamari, K., Glenn,  
460 J. M., Bott, N. T., Gargouri, F., Chaari, L., Batatia, H., Ali, G. M., Abdelkarim, O., Jarraya,  
461 M., Abed, K. E., Souissi, N., Van Gemert-Pijnen, L., Riemann, B. L., Riemann, L., Moalla,  
462 W., Gómez-Raja, J., Epstein, M., Sanderman, R., Schulz, S. V., Jerg, A., Al-Horani, R.,  
463 Mansi, T., Jmail, M., Barbosa, F., Ferreira-Santos, F., Šimunič, B., Pišot, R., Gaggioli, A.,  
464 Bailey, S. J., Steinacker, J. M., Driss, T. and Hoekelmann, A. (2020) 'Effects of COVID-19  
465 Home Confinement on Eating Behaviour and Physical Activity: Results of the ECLB-  
466 COVID19 International Online Survey', *Nutrients*, 12(6).  
467  
468 Ashby, N. J. S. (2020) 'The Impact of the COVID-19 Pandemic on Unhealthy Eating in  
469 Populations with Obesity', *Obesity (Silver Spring)*.  
470  
471 Ayoola, A. B., Zandee, G. L. and Adams, Y. J. (2016) 'Women's Knowledge of Ovulation,  
472 the Menstrual Cycle, and Its Associated Reproductive Changes', *Birth*, 43(3), pp. 255-62.  
473 Bae, J., Park, S. and Kwon, J. W. (2018) 'Factors associated with menstrual cycle irregularity  
474 and menopause', *BMC Womens Health*, 18(1), pp. 36.  
475  
476 Baker, E. R. (1981) 'Menstrual dysfunction and hormonal status in athletic women: a review',  
477 *Fertil Steril*, 36(6), pp. 691-6.  
478  
479 Barsom, S. H., Mansfield, P. K., Koch, P. B., Gierach, G. and West, S. G. (2004)  
480 'Association between psychological stress and menstrual cycle characteristics in  
481 perimenopausal women', *Womens Health Issues*, 14(6), pp. 235-41.  
482  
483 Bowes, A., Lomax, L. and Piasecki, J. (2020) 'Elite female athletes' experiences of the  
484 COVID-19', *Managing Sport and Leisure*.  
485  
486 Brown, J. and Brown, S. (2010) 'Exercise for dysmenorrhoea', *Cochrane Database Syst Rev*,  
487 (2), pp. CD004142.  
488  
489 Cao, W., Fang, Z., Hou, G., Han, M., Xu, X., Dong, J. and Zheng, J. (2020) 'The  
490 psychological impact of the COVID-19 epidemic on college students in China', *Psychiatry*  
491 *Res*, 287, pp. 112934.  
492  
493 Cea-Soriano, L., García Rodríguez, L. A., Machlitt, A. and Wallander, M. A. (2014) 'Use of  
494 prescription contraceptive methods in the UK general population: a primary care study',  
495 *BJOG*, 121(1), pp. 53-60; discussion 60-1.  
496  
497 Chan, J. S. Y., Liu, G., Liang, D., Deng, K., Wu, J. and Yan, J. H. (2019) 'Special Issue -  
498 Therapeutic Benefits of Physical Activity for Mood: A Systematic Review on the Effects of  
499 Exercise Intensity, Duration, and Modality', *J Psychol*, 153(1), pp. 102-125.  
500  
501 Chantler, I., Mitchell, D. and Fuller, A. (2009) 'Diclofenac potassium attenuates  
502 dysmenorrhoea and restores exercise performance in women with primary dysmenorrhoea', *J*  
503 *Pain*, 10(2), pp. 191-200.



- 504 Chen, F. P., Wang, K. C. and Huang, J. D. (2009) 'Effect of estrogen on the activity and  
505 growth of human osteoclasts in vitro', *Taiwan J Obstet Gynecol*, 48(4), pp. 350-5.  
506
- 507 Cheng, S. H., Shih, C. C., Yang, Y. K., Chen, K. T., Chang, Y. H. and Yang, Y. C. (2013)  
508 'Factors associated with premenstrual syndrome - a survey of new female university students',  
509 *Kaohsiung J Med Sci*, 29(2), pp. 100-5.  
510
- 511 Cheung, Y. T., Chau, P. H. and Yip, P. S. (2008) 'A revisit on older adults suicides and  
512 Severe Acute Respiratory Syndrome (SARS) epidemic in Hong Kong', *Int J Geriatr  
513 Psychiatry*, 23(12), pp. 1231-8.  
514
- 515 Choi, D., Lee, D. Y., Lehert, P., Lee, I. S., Kim, S. H. and Dennerstein, L. (2010) 'The impact  
516 of premenstrual symptoms on activities of daily life in Korean women', *J Psychosom Obstet  
517 Gynaecol*, 31(1), pp. 10-5.  
518
- 519 Clarvit, S. R. (1988) 'Stress and menstrual dysfunction in medical students', *Psychosomatics*,  
520 29(4), pp. 404-9.  
521
- 522 Costigan, S. A., Eather, N., Plotnikoff, R. C., Hillman, C. H. and Lubans, D. R. (2016) 'High-  
523 Intensity Interval Training for Cognitive and Mental Health in Adolescents', *Med Sci Sports  
524 Exerc*, 48(10), pp. 1985-93.  
525
- 526 De Souza, M. J., Koltun, K. J., Etter, C. V. and Southmayd, E. A. (2017) 'Current Status of  
527 the Female Athlete Triad: Update and Future Directions', *Curr Osteoporos Rep*, 15(6), pp.  
528 577-587.  
529
- 530 De Souza, M. J., Williams, N. I., Koltun, K. J. and Strock, N. C. A. (2020) 'Female Athlete  
531 Triad Coalition risk assessment tool is an evidenced-based tool that is reliable and well-  
532 described', *J Sports Sci*, pp. 1-4.  
533
- 534 Di Renzo, L., Gualtieri, P., Pivari, F., Soldati, L., Attinà, A., Cinelli, G., Leggeri, C.,  
535 Caparello, G., Barrea, L., Scerbo, F., Esposito, E. and De Lorenzo, A. (2020) 'Eating habits  
536 and lifestyle changes during COVID-19 lockdown: an Italian survey', *J Transl Med*, 18(1),  
537 pp. 229.  
538
- 539 DREW, F. L. (1961) 'The epidemiology of secondary amenorrhea', *J Chronic Dis*, 14, pp.  
540 396-407.  
541
- 542 Elliott-Sale, K. and Hicks, K. (2018) 'Hormonal-based contraception and the exercising  
543 female', in Forsyth, J. and CM, R. (eds.) *The exercising female: science and its application*:  
544 Routledge: Taylor and Francis.  
545
- 546 Fehring, R. J., Schneider, M. and Raviele, K. (2006) 'Variability in the phases of the  
547 menstrual cycle', *J Obstet Gynecol Neonatal Nurs*, 35(3), pp. 376-84.  
548
- 549 Fenster, L., Waller, K., Chen, J., Hubbard, A. E., Windham, G. C., Elkin, E. and Swan, S.  
550 (1999) 'Psychological stress in the workplace and menstrual function', *Am J Epidemiol*,  
551 149(2), pp. 127-34.

- 552 Fernández, M. D. M., Saulyte, J., Inskip, H. M. and Takkouche, B. (2018) 'Premenstrual  
553 syndrome and alcohol consumption: a systematic review and meta-analysis', *BMJ Open*, 8(3),  
554 pp. e019490.  
555
- 556 Findlay, R. J., Macrae, E. H. R., Whyte, I. Y., Easton, C. and Forrest Née Whyte, L. J. (2020)  
557 'How the menstrual cycle and menstruation affect sporting performance: experiences and  
558 perceptions of elite female rugby players', *Br J Sports Med*.  
559
- 560 Godwin, C. L., Wohl, D. A., Fischer Nd, W. A., Singh, K., Hawks, D. A., Devore, E. E. and  
561 Brown, J. (2019) 'Reproductive health sequelae among women who survived Ebola virus  
562 disease in Liberia', *Int J Gynaecol Obstet*, 146(2), pp. 212-217.  
563
- 564 Halbreich, U. (2003) 'The etiology, biology, and evolving pathology of premenstrual  
565 syndromes', *Psychoneuroendocrinology*, 28 Suppl 3, pp. 55-99.  
566
- 567 Hashim, M. S., Obaideen, A. A., Jahrami, H. A., Radwan, H., Hamad, H. J., Owais, A. A.,  
568 Alardah, L. G., Qiblawi, S., Al-Yateem, N. and Faris, M. A. E. (2019) 'Premenstrual  
569 Syndrome Is Associated with Dietary and Lifestyle Behaviors among University Students: A  
570 Cross-Sectional Study from Sharjah, UAE', *Nutrients*, 11(8).  
571
- 572 Iorga, A., Cunningham, C. M., Moazeni, S., Ruffenach, G., Umar, S. and Eghbali, M. (2017)  
573 'The protective role of estrogen and estrogen receptors in cardiovascular disease and the  
574 controversial use of estrogen therapy', *Biol Sex Differ*, 8(1), pp. 33.  
575
- 576 Jung-Hoffman, C. and Kuhl, H. (1990) 'Pharmacokinetics and pharmacodynamics of oral  
577 contraceptive steroids: factors influencing steroid metabolism', *Am J Obstet Gynecol*, 163(6  
578 Pt 2), pp. 2183-97.  
579
- 580 Kahyaoglu Sut, H. and Mestogullari, E. (2016) 'Effect of Premenstrual Syndrome on Work-  
581 Related Quality of Life in Turkish Nurses', *Saf Health Work*, 7(1), pp. 78-82.  
582
- 583 Kato, I., Toniolo, P., Koenig, K. L., Shore, R. E., Zeleniuch-Jacquotte, A., Akhmedkhanov,  
584 A. and Riboli, E. (1999) 'Epidemiologic correlates with menstrual cycle length in middle  
585 aged women', *Eur J Epidemiol*, 15(9), pp. 809-14.  
586
- 587 Klatzkin, R. R., Dasani, R., Warren, M., Cattaneo, C., Nadel, T., Nikodem, C. and Kissileff,  
588 H. R. (2019) 'Negative affect is associated with increased stress-eating for women with high  
589 perceived life stress', *Physiol Behav*, 210, pp. 112639.  
590
- 591 Larsen, B., Morris, K., Quinn, K., Osborne, M. and Minahan, C. (2020) 'Practice does not  
592 make perfect: A brief view of athletes' knowledge on the menstrual cycle and oral  
593 contraceptives', *J Sci Med Sport*, 23(8), pp. 690-694.  
594
- 595 Lateef, O. M. and Akintubosun, M. O. (2020) 'Sleep and Reproductive Health', *J Circadian  
596 Rhythms*, 18, pp. 1.  
597
- 598 López, J., Perez-Rojo, G., Noriega, C., Carretero, I., Velasco, C., Martinez-Huertas, J. A.,  
599 López-Frutos, P. and Galarraga, L. (2020) 'Psychological well-being among older adults  
600 during the COVID-19 outbreak: a comparative study of the young-old and the old-old adults',  
601 *Int Psychogeriatr*, pp. 1-6.

- 602 Mak, I. W., Chu, C. M., Pan, P. C., Yiu, M. G. and Chan, V. L. (2009) 'Long-term psychiatric  
603 morbidities among SARS survivors', *Gen Hosp Psychiatry*, 31(4), pp. 318-26.  
604
- 605 Martin, D., Sale, C., Cooper, S. B. and Elliott-Sale, K. J. (2017) 'Period Prevalence and  
606 Perceived Side Effects of Hormonal Contraceptive Use and the Menstrual Cycle in Elite  
607 Athletes', *Int J Sports Physiol Perform*, pp. 1-22.  
608
- 609 McIntosh, J. E., Matthews, C. D., Crocker, J. M., Broom, T. J. and Cox, L. W. (1980)  
610 'Predicting the luteinizing hormone surge: relationship between the duration of the follicular  
611 and luteal phases and the length of the human menstrual cycle', *Fertil Steril*, 34(2), pp. 125-  
612 30.  
613
- 614 Mehrsafari, A. H., Gazerani, P., Moghadam Zadeh, A. and Jaenes Sánchez, J. C. (2020)  
615 'Addressing potential impact of COVID-19 pandemic on physical and mental health of elite  
616 athletes', *Brain Behav Immun*.  
617
- 618 Milborrow, S. (2019) *rpart.plot*:  
619 *Plot 'rpart' Models: An Enhanced Version of 'plot.rpart'*. Available at: [https://CRAN.R-](https://CRAN.R-project.org/package=rpart.plot)  
620 [project.org/package=rpart.plot](https://CRAN.R-project.org/package=rpart.plot) (Accessed: 22nd July 2020).  
621
- 622 Mumford, S. L., Steiner, A. Z., Pollack, A. Z., Perkins, N. J., Filiberto, A. C., Albert, P. S.,  
623 Mattison, D. R., Wactawski-Wende, J. and Schisterman, E. F. (2012) 'The utility of menstrual  
624 cycle length as an indicator of cumulative hormonal exposure', *J Clin Endocrinol Metab*,  
625 97(10), pp. E1871-9.  
626
- 627 Nagata, I., Kato, K., Seki, K. and Furuya, K. (1986) 'Ovulatory disturbances. Causative  
628 factors among Japanese student nurses in a dormitory', *J Adolesc Health Care*, 7(1), pp. 1-5.  
629 Nagma, S., Kapoor, G., Bharti, R., Batra, A., Aggarwal, A. and Sablok, A. (2015) 'To  
630 evaluate the effect of perceived stress on menstrual function', *J Clin Diagn Res*, 9(3), pp.  
631 QC01-3.  
632
- 633 Nappi, R. E., Petraglia, F., Genazzani, A. D., D'Ambrogio, G., Zara, C. and Genazzani, A. R.  
634 (1993) 'Hypothalamic amenorrhea: evidence for a central derangement of hypothalamic-  
635 pituitary-adrenal cortex axis activity', *Fertil Steril*, 59(3), pp. 571-6.  
636
- 637 Nault, A. M., Peipert, J. F., Zhao, Q., Madden, T. and Secura, G. M. (2013) 'Validity of  
638 perceived weight gain in women using long-acting reversible contraception and depot  
639 medroxyprogesterone acetate', *Am J Obstet Gynecol*, 208(1), pp. 48.e1-8.  
640
- 641 Negro-Vilar, A. (1993) 'Stress and other environmental factors affecting fertility in men and  
642 women: overview', *Environ Health Perspect*, 101 Suppl 2, pp. 59-64.  
643
- 644 Odriozola-González, P., Planchuelo-Gómez, Á., Irurtia, M. J. and de Luis-García, R. (2020)  
645 'Psychological effects of the COVID-19 outbreak and lockdown among students and workers  
646 of a Spanish university', *Psychiatry Res*, 290, pp. 113108.  
647
- 648 Owen, L. and Corfe, B. (2017) 'The role of diet and nutrition on mental health and wellbeing',  
649 *Proc Nutr Soc*, 76(4), pp. 425-426.  
650

- 651 Ozamiz-Etxebarria, N., Dosil-Santamaria, M., Picaza-Gorrochategui, M. and Idoiaga-  
652 Mondragon, N. (2020) 'Stress, anxiety, and depression levels in the initial stage of the  
653 COVID-19 outbreak in a population sample in the northern Spain', *Cad Saude Publica*, 36(4),  
654 pp. e00054020.
- 655  
656 Palm-Fischbacher, S. and Ehlert, U. (2014) 'Dispositional resilience as a moderator of the  
657 relationship between chronic stress and irregular menstrual cycle', *J Psychosom Obstet*  
658 *Gynaecol*, 35(2), pp. 42-50.
- 659  
660 Palomba, S., Daolio, J., Romeo, S., Battaglia, F. A., Marci, R. and La Sala, G. B. (2018)  
661 'Lifestyle and fertility: the influence of stress and quality of life on female fertility', *Reprod*  
662 *Biol Endocrinol*, 16(1), pp. 113.
- 663  
664 Paolucci, E. M., Loukov, D., Bowdish, D. M. E. and Heisz, J. J. (2018) 'Exercise reduces  
665 depression and inflammation but intensity matters', *Biol Psychol*, 133, pp. 79-84.
- 666  
667 Pellegrini, M., Ponzio, V., Rosato, R., Scumaci, E., Goitre, I., Benso, A., Belcastro, S., Crespi,  
668 C., De Michieli, F., Ghigo, E., Broglio, F. and Bo, S. (2020) 'Changes in Weight and  
669 Nutritional Habits in Adults with Obesity during the "Lockdown" Period Caused by the  
670 COVID-19 Virus Emergency', *Nutrients*, 12(7).
- 671  
672 Prokai, D. and Berga, S. L. (2016) 'Neuroprotection via Reduction in Stress: Altered  
673 Menstrual Patterns as a Marker for Stress and Implications for Long-Term Neurologic Health  
674 in Women', *Int J Mol Sci*, 17(12).
- 675  
676 Rad, M., Sabzevary, M. T. and Dehnavi, Z. M. (2018) 'Factors associated with premenstrual  
677 syndrome in Female High School Students', *J Educ Health Promot*, 7, pp. 64.
- 678  
679 Rafique, N. and Al-Sheikh, M. H. (2018) 'Prevalence of menstrual problems and their  
680 association with psychological stress in young female students studying health sciences',  
681 *Saudi Med J*, 39(1), pp. 67-73.
- 682  
683 Ramón-Arbués, E., Martínez Abadía, B., Granada López, J. M., Echániz Serrano, E., Pellicer  
684 García, B., Juárez Vela, R., Guerrero Portillo, S. and Saéz Guinoa, M. (2019) '[Eating  
685 behavior and relationships with stress, anxiety, depression and insomnia in university  
686 students.]', *Nutr Hosp*, 36(6), pp. 1339-1345.
- 687  
688 Rehman, U., Shahnawaz, M. G., Khan, N. H., Kharshiing, K. D., Khursheed, M., Gupta, K.,  
689 Kashyap, D. and Uniyal, R. (2020) 'Depression, Anxiety and Stress Among Indians in Times  
690 of Covid-19 Lockdown', *Community Ment Health J*.
- 691  
692 Rehrer, N. J. and Meijer, G. A. (1991) 'Biomechanical vibration of the abdominal region  
693 during running and bicycling', *J Sports Med Phys Fitness*, 31(2), pp. 231-4.
- 694  
695 Roberts, C. J., Campbell, I. C. and Troop, N. (2014) 'Increases in weight during chronic stress  
696 are partially associated with a switch in food choice towards increased carbohydrate and  
697 saturated fat intake', *Eur Eat Disord Rev*, 22(1), pp. 77-82.
- 698  
699 Roca, C. A., Schmidt, P. J., Altemus, M., Deuster, P., Danaceau, M. A., Putnam, K. and  
700 Rubinow, D. R. (2003) 'Differential menstrual cycle regulation of hypothalamic-pituitary-

- 701 adrenal axis in women with premenstrual syndrome and controls', *J Clin Endocrinol Metab*,  
702 88(7), pp. 3057-63.  
703
- 704 Rodríguez-Pérez, C., Molina-Montes, E., Verardo, V., Artacho, R., García-Villanova, B.,  
705 Guerra-Hernández, E. J. and Ruíz-López, M. D. (2020) 'Changes in Dietary Behaviours  
706 during the COVID-19 Outbreak Confinement in the Spanish COVIDiet Study', *Nutrients*,  
707 12(6).  
708
- 709 Simpson, K. H. and Stakes, A. F. (1987) 'Effect of anxiety on gastric emptying in  
710 preoperative patients', *Br J Anaesth*, 59(5), pp. 540-4.  
711
- 712 Slater, J., McLay-Cooke, R., Brown, R. and Black, K. (2016) 'Female Recreational  
713 Exercisers at Risk for Low Energy Availability', *Int J Sport Nutr Exerc Metab*, 26(5), pp.  
714 421-427.  
715
- 716 Sominsky, L., Hodgson, D. M., McLaughlin, E. A., Smith, R., Wall, H. M. and Spencer, S. J.  
717 (2017) 'Linking Stress and Infertility: A Novel Role for Ghrelin', *Endocr Rev*, 38(5), pp. 432-  
718 467.  
719
- 720 ter Steege, R. W. and Kolkman, J. J. (2012) 'Review article: the pathophysiology and  
721 management of gastrointestinal symptoms during physical exercise, and the role of  
722 splanchnic blood flow', *Aliment Pharmacol Ther*, 35(5), pp. 516-28.  
723
- 724 Therneau, T. and Atkinson, B. (2019) *rpart*:  
725 *Recursive Partitioning and Regression Trees. R package version 4.1-15*. . Available at:  
726 <https://CRAN.R-project.org/package=rpart> (Accessed: 22nd July 2020).  
727
- 728 Torales, J., O'Higgins, M., Castaldelli-Maia, J. M. and Ventriglio, A. (2020) 'The outbreak of  
729 COVID-19 coronavirus and its impact on global mental health', *Int J Soc Psychiatry*, 66(4),  
730 pp. 317-320.  
731
- 732 Torstveit, M. K. and Sundgot-Borgen, J. (2005) 'Participation in leanness sports but not  
733 training volume is associated with menstrual dysfunction: a national survey of 1276 elite  
734 athletes and controls', *Br J Sports Med*, 39(3), pp. 141-7.  
735
- 736 Vindegaard, N. and Benros, M. E. (2020) 'COVID-19 pandemic and mental health  
737 consequences: Systematic review of the current evidence', *Brain Behav Immun*.  
738
- 739 Vitzthum, V. J. and Ringheim, K. (2005) 'Hormonal contraception and physiology: a  
740 research-based theory of discontinuation due to side effects', *Stud Fam Plann*, 36(1), pp. 13-  
741 32.  
742
- 743 Wang, C., Pan, R., Wan, X., Tan, Y., Xu, L., Ho, C. S. and Ho, R. C. (2020) 'Immediate  
744 Psychological Responses and Associated Factors during the Initial Stage of the 2019  
745 Coronavirus Disease (COVID-19) Epidemic among the General Population in China', *Int J*  
746 *Environ Res Public Health*, 17(5).  
747
- 748 Wenham, C., Smith, J., Morgan, R. and Group, G. a. C.-W. (2020) 'COVID-19: the gendered  
749 impacts of the outbreak', *Lancet*, 395(10227), pp. 846-848.

- 750 Whitehead, W. E., Crowell, M. D., Robinson, J. C., Heller, B. R. and Schuster, M. M. (1992)  
751 'Effects of stressful life events on bowel symptoms: subjects with irritable bowel syndrome  
752 compared with subjects without bowel dysfunction', *Gut*, 33(6), pp. 825-30.  
753
- 754 Williams, N., Strock, N., Koltun, K., Mallinson, R. and De Souza, M. 'Do Psychological  
755 Factors Influence Exercise Related Amenorrhea?', *Journal of Endocrine Society*.  
756
- 757 Wilson, P. B. (2020) 'The Psychobiological Etiology of Gastrointestinal Distress in Sport: A  
758 Review', *J Clin Gastroenterol*, 54(4), pp. 297-304.  
759
- 760 World Health Organisation, W. (2020) *Mental health and psychological resilience during the COVID-19 pandemic*.  
761 Available at: [https://www.euro.who.int/en/health-topics/health-emergencies/coronavirus-](https://www.euro.who.int/en/health-topics/health-emergencies/coronavirus-covid-19/news/news/2020/3/mental-health-and-psychological-resilience-during-the-covid-19-pandemic)  
762 [covid-19/news/news/2020/3/mental-health-and-psychological-resilience-during-the-covid-](https://www.euro.who.int/en/health-topics/health-emergencies/coronavirus-covid-19/news/news/2020/3/mental-health-and-psychological-resilience-during-the-covid-19-pandemic)  
763 [19-pandemic](https://www.euro.who.int/en/health-topics/health-emergencies/coronavirus-covid-19/news/news/2020/3/mental-health-and-psychological-resilience-during-the-covid-19-pandemic) (Accessed: 17th June).  
764
- 765 Zhang, S. X., Wang, Y., Rauch, A. and Wei, F. (2020a) 'Unprecedented disruption of lives  
766 and work: Health, distress and life satisfaction of working adults in China one month into the  
767 COVID-19 outbreak', *Psychiatry Res*, 288, pp. 112958.  
768
- 769 Zhang, Y., Zhang, H., Ma, X. and Di, Q. (2020b) 'Mental Health Problems during the  
770 COVID-19 Pandemics and the Mitigation Effects of Exercise: A Longitudinal Study of  
771 College Students in China', *Int J Environ Res Public Health*, 17(10).  
772